



ILLINOIS STATE

GAME 3 • VS. AUSTIN PEAY • SEPT. 19, 2009

REDBIRD FOOTBALL GAME NOTES

Mike Williams, Assistant Media Relations Director
 O: (309) 438-7748 | C: (812) 230-8351
 mcwilli@ilstu.edu | F: (309) 438-5634

Kevin McCarty, Graduate Assistant (Secondary Contact)
 O: (309) 438-3249 | C: (316) 200-5516
 kwmccar@ilstu.edu | F: (309) 438-5634

2009 ILLINOIS STATE SCHEDULE

S3	at Eastern Illinois	L, 6-31
S12	at Illinois	L, 17-45
S19	AUSTIN PEAY	6:35 p.m.
S26	#18/21 SOUTH DAKOTA STATE*	7 p.m.
O3	at North Dakota State*	1 p.m.
O10	at #8/9 Southern Illinois*	2 p.m.
O17	INDIANA STATE*	2 p.m.
O31	at Missouri State*	1 p.m.
N7	WESTERN ILLINOIS*	1 p.m.
N14	at Youngstown State*	Noon
N22	#3/4 NORTHERN IOWA*	Noon

All times are Central

* Missouri Valley Football Conference game

ILLINOIS STATE COACHES

Brock Spack (f)	Head Coach
Jay Peterson (f)	Asst. Head Coach/LB
Steve Farmer (f)	OC/OL
Phil Elmastian (p)	DC/DB
Lamar Conard (p)	DB
Luke Huard (p)	QB
Spence Nowinsky (f)	DL
Taylor Stubblefield (f)	WR
Holmon Wiggins (f)	RB
Jim Williams (f)	FB/TE
Dan Shula (p)	STC/WR

Game location: f - field, p - press box

REDBIRD RADIO NETWORK

Dick Luedke, play-by-play
 Ted Schmitz, analyst
 Bruce Evans, sideline
 Zach Parcell, studio host

TELEVISION

Comcast Spotlight

Kurt Pegler, play-by-play
 Steve Moews, analyst

Viewing Availability: Bloomington-Normal and Peoria
 (ch. 74); Chicago (ch. 102); Sterling-Rock Falls and
 LaSalle-Peru (ch. 27); Rockford (ch. 17).

GoREDBIRDS.COM

REDBIRDS TAKE ON GOVERNORS IN HOME OPENER; FACE APSU FOR JUST THE SECOND TIME IN HISTORY



**Austin Peay
 GOVERNORS**
 1-1 Overall

IN THE POLLS
 N/A

LEADERS

Rushing: R. White
 38/257/0 TD
 Passing: T. Caffee
 19-35-2/242/2 TD
 Receiving: D. Miller
 4/65/2 TD
 Tackles: A. Smith
 15 TT/10 Solo/1 TFL



**Illinois State
 REDBIRDS**
 0-2 Overall

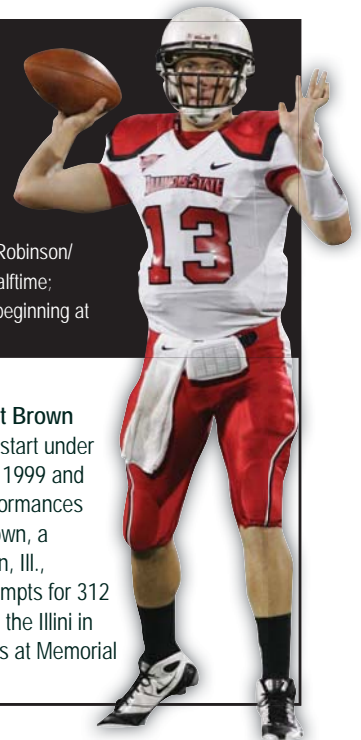
IN THE POLLS
 N/A

LEADERS

Rushing: G. Blow
 22/83/0 TD
 Passing: M. Brown
 32-53-1/338/2 TD
 Receiving: E. Salem
 12/120/2 TD
 Tackles: J. Malcolm
 16 TT/7 Solo/7 Assists

SETTING THE SCENE

Date: Saturday, Sept. 19, 2009
 Location: Normal, Ill.
 Kickoff: 6:35 p.m. CST
 Stadium: Hancock Stadium
 Stadium Capacity: 15,000
 Series: Illinois State leads 1-0
 Promotions: CommUniversity; Robinson/
 Collins Statue Presentation at Halftime;
 pregame music in the East Lot beginning at
 4:00 p.m. courtesy of "Brushfire"



PLAYER TO WATCH

Illinois State quarterback **Matt Brown** became the first freshman to start under center for the Redbirds since 1999 and turned in one of the best performances of the last three seasons. Brown, a redshirt freshman from Marion, Ill., completed 27-of-45 pass attempts for 312 yards and two scores against the Illini in front of more than 62,000 fans at Memorial Stadium (Sept. 12).

THE GAME

After starting the 2009 season with two road games, Illinois State will return home to face Ohio Valley Conference opponent Austin Peay in the home-opener at Hancock Stadium tonight. Head coach **Brock Spack** and the Redbirds have dropped the first two games of the season to in-state foes Eastern Illinois and Illinois, but they hope to turn things around on their home turf and pick up their first victory of the season.

THE SERIES

The Redbirds and the Governors have only met once on the gridiron. ISU defeated APSU 13-9 on Oct. 27, 1990, at Hancock Stadium in front of 11,756 fans. In the victory for the Redbirds, running backs **Toby Davis** and **Ritchie Thompson** each ran for touchdowns as ISU racked up 284 yards on the ground. **Tony Jones** led all ISU defenders with 14 tackles and a sack.

THE COACHES

Illinois State: **Brock Spack (Purdue, 1983)** is in his first season as the head coach of the Illinois State Redbirds (0-2). Prior to taking over the program at ISU, Spack spent 12 seasons as the defensive coordinator at Purdue, where he guided the Boilermakers to the top-ranked defense in the Big Ten Conference in 2002 and the 13th-best defense in the nation in 2003. He coached in 11 bowl games while at Purdue, including a Rose Bowl appearance in 2001.

Austin Peay: **Rick Christophel (Austin Peay, 1975)** is in his third season as the head coach at his Austin Peay (10-14). The former Austin Peay quarterback became returned to his alma mater after spending the previous 11 years at Alabama-Birmingham, where he served as the Blazers' defensive coordinator in 2006.

THE PROGRAM

■ Illinois State was home to the Missouri Valley Football Conference's Defensive Player of the Year each season from 2002-06. ■ The Redbirds had at least one player selected in the NFL Draft each year from 2005-07. ■ In each of the past four years, ISU student-athletes have contributed more than 2,000 hours of community service to the Bloomington-Normal area. ■ Redbird student-athletes posted a school-record 3.13 cumulative grade-point average (GPA) during the spring 2009 semester.

ILLINOIS STATE MEDIA RELATIONS

Assistant Media Relations Director	Mike Williams
Office Phone	(309) 438-7748
Cell Phone	(812) 230-8351
E-mail	mcwilli@ilstu.edu
Fax	(309) 438-5634
Graduate Assistant	Kevin McCarty
Office Phone	(309) 438-3249
Cell Phone	(316) 200-5516
E-mail	kwmccar@ilstu.edu

INTERVIEW PROCEDURES

Postgame interviews following home contests are conducted in the team room (second floor) of the Kaufman Football Building. A golf cart is available to transport representatives from the visiting team to the interview area. TV lighting is also provided and there is wireless Internet access in the room.

After road games, representatives will be brought to a designated area. The locker room is closed at all times.

VALLEY FOOTBALL CONFERENCE CALL

Teleconferences featuring the league's head coaches will be conducted each Wednesday during the season (Sept. 2 through Nov. 18). Those participating in the call should dial in five minutes prior to the scheduled start time (10 a.m. CST each Wednesday). Each call can also be accessed at www.valley-football.org. The call-in number is 913/312-1379.

Valley Football News/Notes	10:00 a.m.
Brock Spack, Illinois State	10:05 a.m.
Trent Miles, Indiana State	10:10 a.m.
Terry Allen, Missouri State	10:15 a.m.
Craig Bohl, North Dakota State	10:20 a.m.
Mark Farley, Northern Iowa	10:25 a.m.
John Stiegelmeier, South Dakota State	10:30 a.m.
Dale Lennon, Southern Illinois	10:35 a.m.
Don Patterson, Western Illinois	10:30 a.m.
Jon Heacock, Youngstown State	10:35 a.m.

All times are Central

WEEKLY MEDIA LUNCHEONS

Tuesday, Sept. 1 at noon
Tuesday, Sept. 8 at noon
Tuesday, Sept. 15 at noon
Tuesday, Sept. 22 at noon
Tuesday, Sept. 29 at noon
Tuesday, Oct. 6 at noon
Tuesday, Oct. 13 at noon
Tuesday, Oct. 20 at noon
Tuesday, Oct. 27 at noon
Tuesday, Nov. 3 at noon
Tuesday, Nov. 10 at noon
Tuesday, Nov. 17 at noon

THE GAME WEEK SCHEDULE

A quick look at Illinois State's media availability on game week. All appointments can be made by calling the athletics media relations office at (309) 438-7748.

AUSTIN PEAY WEEK													
Sunday	6	Monday	7	Tuesday	8	Wednesday	9	Thursday	10	Friday	11	Saturday	12
Player/Coach Interviews Available after practice (approx. 6 p.m.)		Off Day No Availability		Media Luncheon Kaufman Football Building – noon Player/Coach Interviews Available after practice (approx. 6 p.m.)		MVFC Teleconference Spack – 10:05 a.m. Player/Coach Interviews Available after practice (approx. 6 p.m.)		Coach Interviews Available after practice (approx. 6 p.m.) Brock Spack Show Schooners 6-7 p.m.		Practice Closed No interviews		Austin Peay at Illinois State 6:30 p.m. CST	

WEEKLY MEDIA LUNCHEONS

Each Tuesday during the season, Illinois State hosts a media luncheon in the team room of the Kaufman Football Building. The luncheon begins promptly at noon, with comments from two selected players representing both the offense and defense. Following the student-athletes, head coach **Brock Spack** will address the media. Video from the press conference will be available on the Web at GoRedbirds.com before 5 p.m. Tuesday, while the audio file will be available immediately following the event on the ISU Athletics Media Relations ftp site (contact Mike Williams or Kevin McCarty for access information). If you would like to receive the quotes via e-mail, please contact the Illinois State Athletics Media Relations Office at mcwilli@ilstu.edu prior to the press conference.

REQUESTING CREDENTIALS

Credentials (game and parking) can be obtained by contacting the Athletics Media Relations Office, Campus Box 7130, Normal, IL, 61790-7130. Requests must be received on official letterhead at least two days prior to the game. Passes that are not mailed will be available at the Will Call window (Gate 4) 90 minutes prior to kickoff.

PRACTICE PROCEDURES

Most practices are open to the media, but only the first 15 minutes are available to photographers. For all other media, it is recommended that an advance call be made to the athletics media relations office to check on the status of practice for a particular day.

REGULAR-SEASON INTERVIEW POLICIES

- **Head Coach:** ISU's **Brock Spack** will do general interviews following practice Tuesday-Thursday. All other requests for interviews must be submitted to the athletics media relations office at least 24 hours prior to the scheduled interview.
- **Assistant Coaches:** Arrangements should be made through the athletics media relations office. Most interviews will be conducted after practice Tuesday-Thursday.
- **Players:** All interviews with players will take place at the media luncheon or after practice Tuesday and Wednesday. Media should request players at least 24 hours in advance. Players who attend the Tuesday luncheon will not be available following practice that day.
- **Postgame:** The Illinois State locker room is closed at all times. Head coach **Brock Spack** and requested players will be brought to the designated interview area. At home, the postgame media conference will take place in the team room of the Kaufman Football Building, located in the northeast corner of Hancock Stadium. The media should enter through the west doors and travel up the two flights of stairs to the conference area.

THIS WEEK'S OPPONENT

- Austin Peay is located in Clarksville, Tenn., and has an enrollment of 9,401. The Governors compete in the Football Championship Subdivision (FCS) and are members of the Ohio Valley Conference.
- The Governors return 54 lettermen and 18 starters from last year's team that finished the season 2-9 overall record and a 2-6 mark in OVC play. White is averaging 128.5 yards per game in 2009 and Caffey has thrown for 242 yards and two touchdowns in the team's first two games.
- A trio of defenders pace the APSU defense. Amius Smith, Daniel Becker and Kit Hartsfeld have each registered 15 tackles through the first two games of the season.
- Austin Peay jumped out to a 14-3 lead last Saturday against Missouri Valley Football Conference member Youngstown State, but it could not sustain that momentum as the Penguins scored 28 straight points to claim a 38-21 victory at Stambaugh Stadium.

TIES WITH THIS WEEK'S OPPONENT

- Illinois State wide receiver **Ben Graves** and Austin Peay long snapper Nick Newsome played together at Middle Tennessee State in 2007. Newsome redshirted during the 2007 campaign before transferring to Austin Peay and Graves saw limited action as a reserve before transferring to ISU.
- Illinois State Director of Equipment Operations **Nicholas Watson** was a student manager for the Virginia Tech football team at the same time Austin Peay receivers coach Marcus Gildersleeve was a player for the Hokies. Both earned their bachelors degrees from Virginia Tech in 2000.
- Illinois State track and field head coach **Elvis Forde** spent 13 years as the leader of Austin Peay's track and field and cross country programs. Forde was named 2001 Ohio Valley Conference Coach of the Year before taking the Illinois State job in 2002.

BIRDS AND THE OHIO VALLEY CONFERENCE

The Redbirds have had great success against members of the Ohio Valley Conference. Illinois State has won 11 of its last 13 games against members of the OVC, including five-straight wins against Murray State and six out the last eight versus Eastern Illinois. The 'Birds have a chance to add to their success against the OVC Saturday in their home opener against Austin Peay.

HAZING THE NEW GUY?

Illinois State head coach **Brock Spack** is 0-2 after his first two games, but that's no surprise considering the way Redbird coaches have fared in their debuts. Former Illinois State head coach Denver Johnson started with a win but went 1-4 in his first five contests, and Todd Berry and Jim Heacock both went 0-2 to start their ISU coaching careers.

TOUCHDOWN SAVERS

The Illinois State secondary has helped keep points off the board with interceptions in the end zone in back-to-back games to start the season. Junior cornerback **EJ Jones** saved a touchdown with an interception at Eastern Illinois (Sept. 3) and senior corner back **Chris Garrett** ran under an errant Eddie McGee pass in the end zone at Illinois (Sept. 12). The interceptions were the first of each player's career.

THE ELMASSIAN EFFECT

Illinois State managed just three interceptions during the entire 2008 campaign, but have picked off two passes in the team's first two games of the new season. This year's Redbirds are coached by an entirely new defensive staff including defensive coordinator **Phil Elmassian** who combines with defensive backs coach **Lamar Conard** to lead the secondary. Elmassian brings more than 35 years of coaching experience to the Redbird sidelines.

NOT BAD FOR A FIRST TIMER

Despite being the first Redbird signal caller since 1999 to start as a freshman, **Matt Brown** completed 27-of-45 pass attempts and threw for 312 yards and a pair of touchdowns in Illinois State's 45-17 loss to Illinois. Brown's mark was the first over 300 for an Illinois State quarterback since **Luke Drone** threw for 305 yards against Missouri State, Nov. 4, 2006, and the most passing yards since Drone torched Indiana State for 440 yards Nov. 12, 2005.

SALEM'S LOT

With seven catches for 103 yards and two scores, Illinois State senior wide out **Eyad Salem** did some climbing up the Redbird leader boards. Salem moved into eighth place all-time with 106 career receptions and the two touchdown grabs moved him into fifth all-time with 14 career touchdown catches. It was the sixth time that Salem has gone over 100 yards receiving in his career. Salem is the Redbirds leading receiver through two contests with 12 catches.

TEAM COMPARISON

	ILS	APSU
Points Scored	11.5	27.5
Points Allowed	38.0	30.5
First Downs	35	36
Rushing Yards	32.0	217.5
Rushing Defense	300.5	159.5
Passing Yards	260.0	215.0
Passing Defense	165.5	283.5
Total Offense	292.0	342.0
Total Defense	466.0	443.0
Int. Thrown/Opp. Int. Thrown	2/2	3/0
Sacks By/Allowed	3/6	5/5
Kickoff Return Avg.	20.0	23.0
Punt Return Avg.	0.0	13.5
Fumbles Lost/Gained	2/2	2/2
Penalties	13-125	15-120
Time of Possession	30:10	28:18
3rd-Down Conversions	12/28 (43%)	9/24 (38%)
4th-Down Conversions	0/2 (0%)	3/5 (60%)

TRANSFERABLE

Since 1993, when the NCAA rules changed to allow FBS transfers immediate eligibility at the FCS level, Illinois State has had 57 players transfer from FBS schools. ISU's FBS transfers on this year's roster include:

- Ben Graves (WR, Middle Tennessee State)
- E.J. Jones (DB, Minnesota)
- Zach Kutch (K, Auburn)
- Otis Merrill (DB, Wisconsin)
- Xzavier Stewart (DL, Kansas State)

THE REDBIRD RECORD BOOK

ISU Career Rushing Yards

1. Toby Davis (1988-92)	3702
5. Larry Spinks (1973-76)	2523
14. Geno Blow (2006-)	1657

ISU Career Rushing Attempts

1. Toby Davis (1988-92)	825
5. Ron Bell (1970-72)	543
16. Geno Blow (2006-)	321

ISU Career Rushing TDs

1. Toby Davis (1988-92)	37
4. Ron Bell (1970-72)	24
Bruce Cullen (1968-69)	24
10. Geno Blow (2006-)	15

ISU Career Average Yards/Rush

1. Demetrius Johnson (2003-04)	5.58
3. Aveion Cason (1998-99)	5.41
7. Geno Blow (2006-)	5.16

ISU Career Average Yards/Game

1. Ron Bell (1970-72)	134.8
5. Sha-Ron Edwards (2002-03)	79.9
9. Geno Blow (2006-)	63.7

ISU Career Receiving Yards


1. Laurent Robinson (2003-06)	3007
5. Jason Horton (2003-07)	1778
7. Eyad Salem (2007-)	1423

ISU Career Receptions

1. Laurent Robinson (2003-06)	192
5. Brian Brown (1989-92)	115
8. Eyad Salem (2007-)	106

ISU Career Receiving TDs

1. Laurent Robinson (2003-06)	29
4. Vito Golson (1999-02)	17
5. Eyad Salem (2007-)	14



Eyad Salem

HEMPHILL'S SAFETY NET

Kelvyn Hemphill, a 2008 All-Missouri Valley Football Conference Honorable Mention selection, didn't make a tackle in Illinois State's season-opening loss to Eastern Illinois, but the junior safety recorded a team-best 14 tackles against Illinois. Hemphill proved to be a pest to Illinois' Eddie McGee, bringing down the quarterback twice in the backfield for both his tackles-for-loss. Hemphill sacked McGee for an eight-yard loss on third down to force a field goal in the second quarter and dropped McGee behind the line on a run play during the next drive.

SPREADING THE RED

Illinois State continues to spread the ball around with its new spread offense. Illinois State quarterback Matt Brown hit nine different receivers for completions in Saturday's loss to Illinois (Sept. 13) – a week after Brown and Drew Kiel completed passes to seven different receivers at Eastern Illinois (Sept. 2). In each contest the top-three targets each snagged five or more passes. The Redbirds completed passes to seven or more different receivers three times last season, but never had an equal distribution at the top. The last time Illinois State completed five or more passes to three different receivers in a single game was Oct. 29, 2005 against Western Illinois in Hancock Stadium. In that game, Jason Horton and Laurent Robinson each had six catches and Pierre Jackson had five.

BIRDS OWN THE THIRD QUARTER

Anyone opposed to starting the game in the second half? The Redbirds are out-scoring opponents 16-14 in the third quarter through the first two games, including a 10-7 margin in last Saturday's loss to Illinois (Sept. 12). Unfortunately, the Birds have been shutout in the first half of both games this season.

SHINEY SIDE UP

Illinois State captains Doni Phelps and Drew Kiel have been right on the money in their two chances with the coin toss this season. The duo picked right at Eastern Illinois (Sept. 3) and deferred to the second half, then won the toss again with Matt Brown in the pregame meeting and elected to receive at Illinois (Sept. 12).

HOT TICKET

The announced attendance at Memorial Stadium for the Illinois State-Illinois match-up was 62,347, making it the largest crowd the Redbirds have ever played in front of. The previous mark was also set at Memorial Stadium when the Redbirds took on the Illini in front of 56,304 fans Sept. 6, 2003.

KIEL'S COMPLETE EFFORT

Illinois State quarterback Drew Kiel completed his first 15 pass attempts en route to a 20-for-22 effort in the season opening loss at Eastern Illinois (Sept. 3). Kiel's .909 percent completion percentage was the best ever by a Redbird quarterback in a single game with more than 20 attempts. The mark surpassed Dusty Burk's 31-of-37 effort against Hofstra (Dec. 4) in the quarterfinals of the 1999 FCS Playoffs. The 15 consecutive pass completions tied Youngstown State's Tom Zetts (vs. WKU in 2004) for the fifth-longest streak all-time by a Valley quarterback.

KIEL OUT AT LEAST SIX WEEKS AFTER SURGERY

Sophomore quarterback Drew Kiel had surgery to repair a torn ligament on his right thumb Wednesday, Sept. 9. Recovery time will be at least six weeks for the Redbird signal-caller. An MRI done after the Eastern Illinois game revealed a tear of the ulnar collateral ligament (UCL) in the thumb on Kiel's throwing hand. The Columbus, Ind., native suffered the injury in the fourth quarter of ISU's season-opening loss at Eastern Illinois on Sept. 3.

OPPORTUNITY KNOCKS

The injury to Drew Kiel presents an obvious challenge for the Redbirds, but it also presents a tremendous opportunity for redshirt freshman Matt Brown. Prior to last Saturday's game at Illinois, the Redbirds hadn't started a freshman quarterback since the 1999 season when Dusty Burk took over for injured starter Kevin Glenn. Burk earned Valley freshman of the year honors after leading Illinois State to the conference title, then the Redbirds' first playoff and road playoff wins. Burk's Cinderella story ended in the semi-final round of the playoffs when the Redbirds fell to eventual national champion Georgia Southern. Will the slipper fit for Brown?

RUNNING LOW

The Redbirds were limited to 20 yards rushing in the season-opening loss to Eastern Illinois (Sept. 3). That

mark was the team's lowest since being held to minus six yards at Youngstown State Oct. 20, 2001.

GETTING MALCOLM STARTED

Illinois State safety **Jermaine Malcolm** has made the most of limited starting opportunities as a Redbird. The junior started just his second contest at Eastern Illinois (Sept. 3), but notched a career-high and team-best 10 stops. Malcolm had three solo tackles and seven assists. Malcolm chipped in six more tackles at Illinois (Sept. 12). His previous career high in tackles was eight, set in his previous other career start last season at Western Illinois.

CLINE SHINES

It took two plays for sophomore tight end **Casey Cline** to go from No. 2 on the depth chart to **Drew Kiel's** favorite target. When Illinois State starter **Cody White** went down after a 15-yard catch on the 'Birds second play from scrimmage at Eastern Illinois (Sept. 3), Cline entered the contest and caught a team-high six passes for 69 yards. The catches were the first of Cline's career. The Gibson City, Ill., native appeared in six games last season and logged two tackles on special teams.

THE X-FACTOR

Xzavier Stewart didn't take long to make his presence known on the Illinois State defensive line. The junior transfer from Kansas State who joined the Redbirds after fall camp, notched three tackles, including a tackle-for-loss upon entering the Eastern Illinois game (Sept. 2) as a reserve in the third quarter. The 6-foot-1, 315-pounder brought down Eastern Illinois running back Mon Williams for a three-yard loss to record his first tackle at ISU. Stewart had posted three tackles in each of the previous two seasons at Kansas State.

VIVA LAS RIVAS

Junior defensive tackle **Dave Rivas** collected a career-high with two tackles-for-loss at Eastern Illinois (Sept. 3). Rivas helped shut down the Panthers' first drive by dropping Mon Williams in the back field for a four-yard loss, and stuffed another run in the third quarter. He finished the contest with five total tackles, another career-high. Rivas had six tackles, including two for a loss, during the 2007 campaign before suffering a season-ending shoulder injury. He appeared in eight games last season and made six tackles.

FIRST CATCHES, TD FOR GRAVES

The Redbirds found the end zone for the first time in the second half against Eastern Illinois (Sept. 3), partly because of sophomore wide receiver **Ben Graves**. Graves hauled in the first five passes of his career, all in the second half. He caught two passes on the Redbirds' only scoring drive of the game, including a three-yard strike from **Drew Kiel** for his first career touchdown reception. Graves added six more catches at Illinois (Sept. 12) and is second on the team with 11 receptions.

WHO ARE THOSE GUYS?

Fans used to seeing ISU player names on the back of the uniforms may have to rely more on their game program this year, as the names were removed from the newly-designed Nike jerseys. Head coach Brock Spack wanted his team to play for the name on the front of the jersey that says "Redbirds" instead of the ones on the back.

THREES COMPANY

Despite being picked eighth in the 2009 Missouri Valley Football Conference preseason poll, the league's coaches, media and sports information directors thought enough of the Redbirds to place three players on the preseason all-conference team. Senior wide receiver **Eyad Salem**, senior running back **Geno Blow** and junior defensive back **Kelvyn Hemphill** were all honored as first-team selections in the annual vote.

ALL-AMERICA U

ISU has produced at least one all-American player in 22 of its last 26 seasons. Over the last eight seasons, 30 players from 12 different positions have been honored. Former linebacker and current Saskatchewan Roughrider, **Kye Stewart**, was the last Redbird to earn All-America honors in 2007 when he was honored by The Sports Network and the Walter Camp Foundation. That number may go up this season, as senior wide receiver **Eyad Salem** received 2009 Division I Football Championship Subdivision (FCS) preseason All-America recognition from Consensus Draft Services.

GIMMIE A I-A ... ER, FBS

With the Sept. 12 trip to Illinois, Illinois State has played a Football Bowl Subdivision (FBS) opponent in 15-consecutive seasons. The last time the 'Birds didn't schedule an FBS game was in 1994. The game with the Illini also marked the first of two-consecutive games against the Big Ten Conference. ISU will play

FIRST-YEAR REDBIRD COACHES

- **Jim Heacock, 1988**
Heacock and ISU posted a 1-10 record in his first season at the helm of the program in 1988, with the lone win coming against Missouri-Rolla on Homecoming. After that first season, the Redbirds won at least five games in the next seven years as Heacock finished with a 37-49-2 overall record in eight seasons in Normal.
- **Todd Berry, 1996**
Berry took over the team in 1996 and struggled out of the gate with two 2-9 campaigns. However, in 1999 he got his team turned around and the Redbirds earned their first-ever playoff berth after an 8-3 regular season record and a 4-2 conference mark. The 'Birds lost in the first round of the playoffs in '98, but came right back with a 9-2 regular-season mark in 1999 that earned them a conference title and another trip to the playoffs. This time, ISU advanced to the semi-finals before being defeated by the eventual national champion Georgia Southern. In four years at the helm, Berry posted a 24-24 record.
- **Denver Johnson, 2000**
Johnson inherited a team coming off a semi-finals appearance in 1999 and led the team to a 7-4 finish in his first season at the helm. The Redbirds opened the season with a 75-10 thrashing of West Virginia Tech at Hancock Stadium, but then suffered four-straight defeats. The team rallied in conference play and won six straight to end the year and just miss out on a second consecutive playoff berth. In eight years under Johnson, ISU went 45-46 and advanced to the playoffs in 2006 with an 8-3



Brock Spack

2009 VALLEY FOOTBALL STANDINGS

	VALLEY			OVERALL		
	W	L	PCT	W	L	PCT
South Dakota State	0	0	.000	1	0	1.000
Missouri State	0	0	.000	1	1	.500
Northern Iowa	0	0	.000	1	1	.500
Western Illinois	0	0	.000	1	1	.500
Youngstown State	0	0	.000	1	1	.500
Southern Illinois	0	0	.000	0	1	.000
<i>Illinois State</i>	<i>0</i>	<i>0</i>	<i>.000</i>	<i>0</i>	<i>2</i>	<i>.000</i>
North Dakota State	0	0	.000	0	2	.000
Indiana State	0	0	.000	0	3	.000

THIS WEEK IN VALLEY FOOTBALL


Sept. 19:

- Youngstown State at Northeastern, Noon
- St. Francis (Pa.) at Northern Iowa, 4:05 p.m.
- Southwest Baptist at Southern Illinois, 6 p.m.
- Indiana State at South Dakota State, 6 p.m.
- Murray State at Missouri State, 6 p.m.
- Wagner at North Dakota State, 6 p.m.
- Stephen F. Austin at Western Illinois, 6:05 p.m.
- Austin Peay at Illinois State, 6:30 p.m.

(FCS) - indicates radio FCS Game of the Week
 (MVTN) - Valley TV Network Game
 (BTN) - Big Ten Network

2009 VALLEY FOOTBALL PRESEASON POLL

Team (first-place votes)	Points
1. Northern Iowa (26)	314
2. Southern Illinois (9)	281
3. South Dakota State	231
4. North Dakota State (1)	206
5. Western Illinois	174
6. Youngstown State	171
7. Missouri State	111
<i>8. Illinois State</i>	<i>90</i>
9. Indiana State	42



Geno Blow

at Northwestern in 2010.

FBS WOES

Northern Iowa proved it wasn't a slouch on opening weekend with a near upset at Iowa and Illinois State came within a point of knocking off Kansas State to kick off the 2006 season, but FBS opponents have historically given the Redbirds fits. Including this season's 45-17 loss to Illinois (Sept. 12), Illinois State is 3-31 all-time against FBS opponents, with the team's last win coming against Akron (25-3) on Sept. 14, 1991. The Redbirds also have wins against Western Michigan (Sept. 12, 1987) and Eastern Michigan (Sept. 19, 1981). Part of the imbalance is the number of scholarships awarded. FBS schools can give 85 full scholarships, while FCS squads are allowed 63 scholarships.

IT'S A HARD KNOCK LIFE

Former Illinois State safety **Tom Nelson** was signed as a non-drafted free agent in the offseason by the Cincinnati Bengals and because of that he is getting some national attention. Nelson and his new teammates were featured on HBO's annual training camp documentary *Hard Knocks*. In the third installment of the series, Nelson was featured and interviewed after a couple strong performances in game action for the Bengals. In the team's second preseason game, Nelson recorded a sack, broke up a pass in the secondary and forced a fumble late in the game that sealed the team's win over the New England Patriots. Nelson made the 53-man roster, but did not play in Cincinnati's season-opening loss to Denver.

A QUARTER CENTURY OF GREATNESS

To kick off the league's 25th Year Celebration, the Missouri Valley Football Conference is paying tribute to its all-time greats - those who have had stellar careers or played with distinction in the National Football League. Three former Redbirds were selected to the "All-Select NFL Team" that included former NFL Most Valuable Players, Pro-Bowl selections and Super Bowl participants. Linebacker **Boomer Grigsby**, offensive lineman **Mark Rodenhauser** and running back/kick returner **Aveion Cason** represented Illinois State on the roster of Valley Football greats. During the season, fan voting will also be conducted to help select a "Silver Anniversary Team," recognizing the league's all-time greats. Voting can be accessed at www.valley-football25.org.

WHO'S GOT NEXT?

For six of the last eight seasons, the Missouri Valley Football Conference's top tackler has worn an Illinois State uniform. Three-time league defensive player of the year **Boomer Grigsby** set the stage by leading the conference in stops in 2002, 2003 and 2004. Former Redbird linebacker **Cameron Siskowic** followed suit with back-to-back tackle titles in 2005 and 2006, and **Kye Stewart** led the league in 2007 with 131 stops.

IT'S BEEN 10 YEARS ALREADY?

The 1999 season was the most successful in the history of the Illinois State football program. That team, led by head coach **Todd Berry**, recorded a school-record 11 wins on way to the school's second playoff berth in two seasons. The Redbirds stormed through the regulars season on way to a conference championship and advanced to the semifinals of the Football Championship Subdivision (FCS) playoffs. To honor that season, members of the team will be honored on Nov. 7 at Hancock Stadium in commemoration of its 10-year anniversary.

THE BUCK STOPS HERE

The Buck Buchanan Award is presented annually by *The Sports Network* to the nation's best NCAA Division I Football Championship Subdivision (FCS) defensive player. When acquiring a list of potential candidates, or a watch list, Illinois State is as good of place to start as any. Since 2002, the Redbirds have had one player finish in the top-five of the Buck Buchanan Award voting in all but one season. Even though

BLOW-ING PAST THE REST

Illinois State's **Geno Blow** is in his final season with the Redbirds. Blow heads into his final season as the featured running back, after previously sharing time in a multiple back system in his previous three seasons. However, he has put up some impressive numbers in his time at ISU

- He entered the 2009 season as the MVFC's leading active rusher with 1,574 career yards. Blow ranked seventh in the Missouri Valley Football Conference with 78.2 rushing yards per game during the 2008 season.
- He currently ranks 14th on the all-time rushing yards list at Illinois State with 1,657 yards.
- With 321 career carries, he ranks 16th in school history in that category.
- In three seasons, he has scored 15 rushing touchdowns, which ranks 10th all-time.

OFFENSE

POS	NO	NAME	HT	WT	CL	SGP	CGP	HOMETOWN
LT	76	Chris Riley**	6-5	290	Jr.	2	15	Wadsworth, Ill.
	68	Henry Vande Hey	6-5	285	Fr.	-	-	DePere, Wis.
LG	74	Nick Bledsoe	6-2	290	So.	2	4	Wheeling, Ill.
	66	Mike Seefeld	6-2	275	RFr.	-	-	Cudahy, Wis.
C	51	Cal McCarthy	6-2	277	So.	2	3	Shorewood, Ill.
	65	Pete Cary	6-4	270	RFr.	-	-	Cincinnati, Ohio
RG	63	Charles Dennis*	6-3	305	So.	2	6	San Antonio, Texas
	70	Michael Cross**	6-5	290	Jr.	1	4	Bloomington, Ill.
RT	75	Dane Zumbahlen**	6-5	285	Jr.	2	20	Morris, Ill.
	69	Jon Ingerman	6-8	315	RFr.	2	2	Springfield, Ohio
TE	43	Casey Cline*	6-3	240	So.	2	7	Gibson City, Ill.
	5	Cody White*	6-5	250	So.	1	12	Bloomington, Ill.
WR	81	Marcus King*	6-4	215	So.	2	12	Bloomington, Ill.
	80	Tyrone Walker	5-11	175	Fr.	2	2	Indianapolis, Ind.
WR	85	Ben Graves	6-3	208	So.	2	2	Columbus, Ohio
	87	Darryl Valdez	5-11	200	Jr.	2	2	Portland, Ore.
WR	84	Eyad Salem**	6-2	188	Sr.	2	24	Elgin, Ill.
	83	Jake Knecht	6-0	185	Fr.	1	1	Issaquah, Wash.
QB	13	Matt Brown	6-4	210	RFr.	2	2	Marion, Ill.
	10	Matt Lancaster	6-2	190	Fr.	1	1	West Lafayette, Ind.
FB	35	Garin Harcar***	5-11	255	Sr.	2	37	Grand Ridge, Ill.
	42	James Hoyt*	6-0	240	So.	1	12	Moline, Ill.
RB	22	Geno Blow***	5-11	205	Sr.	2	26	Seabrook, Texas
	31	Clifton Gordon*	5-10	210	So.	2	13	Chicago Heights, Ill.

DEFENSE

POS	NO	NAME	HT	WT	CL	SGP	CGP	HOMETOWN
DE	58	Doni Phelps*	6-1	255	Sr.	2	13	San Pablo, Calif.
	95	Tom Speer***	6-4	240	Sr.	2	30	Macomb, Ill.
DT	55	Eric Brunner*	6-2	255	So.	2	4	Glendale, Wis.
	54	Mario Bailey	6-2	250	RFr.	-	-	Kankakee, Ill.
DT	91	Dave Rivas**	6-3	245	Jr.	2	10	Chicago, Ill.
	62	Mike Piton**	6-2	275	Jr.	2	15	Palos Hills, Ill.
DE	94	Nick Broome	6-4	245	RFr.	1	1	Columbus, Ind.
	32	Bert Whigham**	6-4	255	Sr.	2	23	Sanford, Fla.
SLB	45	Kyle Siskowic***	6-1	225	Sr.	2	35	San Diego, Calif.
	9	Mike Zimmer	6-3	210	Fr.	-	-	Wheeling, Ill.
MLB	7	Tony Trujillo**	6-2	230	Jr.	2	24	Salt Lake City, Utah
	17	Paul Wright*	6-0	220	Jr.	1	12	Martinez, Calif.
WLB	23	Austin Davis	6-1	215	RFr.	2	2	Normal, Ill.
	34	Josh Howe*	6-0	225	So.	1	1	Chicago, Ill.
CB	25	Chris Garrett**	6-0	175	Sr.	2	24	Concord, Calif.
	46	Johntel Franklin	6-2	192	Fr.	2	2	Milwaukee, Wis.
SS	27	Jermaine Malcolm*	6-4	210	Jr.	2	11	San Antonio, Texas
	24	Kelvyn Hemphill**	6-2	185	Jr.	2	22	San Antonio, Texas
FS	3	Casey Kociuba*	6-1	205	So.	2	11	Liberty Hill, Texas
	14	Antonio Adams*	6-1	195	Sr.	2	10	San Antonio, Texas
CB	2	E.J. Jones*	5-11	190	Jr.	2	12	Edwardsville, Ill.
	21	Otis Merrill	5-11	176	Jr.	2	2	Cleveland, Ohio
NB	14	Antonio Adams*	6-1	195	Sr.	2	10	San Antonio, Texas
	2	E.J. Jones*	5-11	190	Jr.	2	12	Edwardsville, Ill.

SPECIALISTS

POS	NO	NAME	HT	WT	CL	SGP	CGP	HOMETOWN
PK	6	Zach Kutch*	5-9	175	Sr.	2	13	Milton, Fla.
	82	Steven Fetzer**	5-11	185	Jr.	-	15	Mahomet, Ill.
KO	6	Zach Kutch*	5-9	175	Sr.	2	13	Milton, Fla.
	82	Steven Fetzer**	5-11	185	Jr.	-	15	Mahomet, Ill.
P	36	Kevin Mazur**	5-11	190	Sr.	2	27	Mt. Prospect, Ill.
	92	Mike Wood	6-4	210	Fr.	-	-	Greenwood, Ind.
KR	22	Geno Blow***	5-11	205	Sr.	2	26	Seabrook, Texas
	84	Eyad Salem**	6-2	188	Sr.	2	23	Elgin, Ill.
KR	25	Chris Garrett**	6-0	175	Sr.	2	24	Concord, Calif.
	83	Jake Knecht	6-0	185	Fr.	1	1	Issaquah, Wash.
PR	2	E.J. Jones*	5-11	190	Jr.	2	12	Edwardsville, Ill.
	84	Eyad Salem**	6-2	188	Sr.	2	24	Elgin, Ill.
HO	36	Kevin Mazur**	5-11	190	Sr.	2	27	Mt. Prospect, Ill.
	13	Matt Brown	6-4	210	RFr.	2	2	Marion, Ill.
LS	98	Joe Doyle**	6-2	235	Sr.	2	23	Worcester, Mass.
	45	Kyle Siskowic***	6-1	225	Sr.	2	35	San Diego, Calif.

START CHART

Offense			
Player	2009	Streak	Career
Salem (WR)	2	15	15
Riley (OL)	2	7	12
Blow (RB)	2	2	10
Zumbahlen (OL)	2	9	9
Bledsoe (OL)	2	2	2
Dennis (OL)	2	2	2
McCarthy (OL)	2	2	2
Graves (WR)	2	2	2
King (WR)	1	-	2
Cline (TE)	1	1	1
Walker (WR)	1	1	1
White (TE)	1	1	1
Kiel (QB)	1	1	1

Defense

Player	2009	Streak	Career
Garrett (DB)	2	24	24
Trujillo (LB)	2	13	14
Brunner (DL)	2	5	11
Phelps (DL)	2	3	9
Rivas (DL)	2	2	3
Kociuba (S)	2	2	3
Malcolm (S)	2	3	3
Jones (DB)	2	2	2
Broome (DL)	1	1	1
Hemphill (S)	1	1	18
Davis (LB)	1	-	1
Merrill (DB)	1	-	1
Whigham (DL)	1	-	1

Specialists

Player	2009	Streak	Career
Mazur (P)	2	2	28
Doyle (LS)	2	4	25
Kutch (K)	2	5	5

PRONUNCIATIONS

Abdule Ayanwale	EYE-an-wall-eh
Nick Broome	BROOM
Eric Brunner	brew-NER
Tyler Doering	DOOR-ing
Phil Elmassian	el-MAY-shun
Garin Harcar	GARE-in HAR-car
Mike Hiestand	HI-stand
Drew Kiel	KEEL
Jake Knecht	kuh-NET
Casey Kociuba	coe-SEE-bah
Zach Liming	LIE-ming
Mike Piton	last name rhymes with "kitten"
Eyad Salem	EE-odd SAY-lem
Kyle Siskowic	SIS-co-wick
Tony Trujillo	TRUE-hee-yoh
Tyler Van Sligtenhorst	van SLIG-ten-horst
Dane Zumbahlen	zum-BAH-len

* Letters won

OFFENSE

WR	81	Marcus King	<i>Wasn't going to play football in college until an injury during his final year of basketball in high school changed his mind.</i>
LT	76	Chris Riley	<i>His uncle, on his dad's side, is the son of Roald Dahl, author of "Charlie and the Chocolate Factory."</i>
LG	74	Nick Bledsoe	<i>Originally came to Illinois State to throw the discus shot put for the track & field team, but moved to football in 2008.</i>
C	51	Cal McCarthy	<i>His father, Tim, was a Redbird defensive lineman from 1981 to '84.</i>
RG	63	Charles Dennis	<i>Participated in a fashion show for the Professional Football Players Mothers Association last summer.</i>
RT	75	Dane Zumbahlen	<i>Rides a ride scooter with ISU decals on it to practice and class every day, weather permitting.</i>
WR	84	Eyad Salem	<i>Lived with his family in Palestine for four years, from the age of 5 to 9.</i>
WR	87	Darryl Valdez	<i>Likes to draw cartoons of video game characters in his free time.</i>
QB	13	Matt Brown	<i>Wore the same pair of socks every game of his high school career, washing them occasionally.</i>
TE	43	Casey Cline	<i>An only child; the only member of his family to play high school and collegiate sports.</i>
TB	22	Geno Blow	<i>Worked at a Whataburger in Seabring, Texas, for seven months - the first, and only, job he has had.</i>
PK	6	Zach Kutch	<i>High school teammate of Lawrence Tynes, who scored the first and last points in the New York Giants' Super Bowl XLII victory.</i>

DEFENSE

DE	32	Bert Whigham	<i>Didn't play football until senior year of high school; played power forward on the Seminole Shooters AAU team.</i>
DT	55	Eric Brunner	<i>An avid outdoorsman, who likes to fish and hunt; goes fishing every year in Canada in Eagle Lake, Ontario.</i>
DT	91	Dave Rivas	<i>The fourth-oldest of nine children in his family; his father, Fernando, is a preacher.</i>
DE	58	Doni Phelps	<i>Received his blackbelt in kajukenbo - a mix of martial arts (name has roots in karate, judo and kendo), at the age of 16.</i>
SLB	45	Kyle Siskowic	<i>A fourth-generation collegiate football player; his brother, Cameron, was a former All-American linebacker at ISU.</i>
MLB	7	Tony Trujillo	<i>Loves the outdoors; enjoys fishing, hunting, camping and riding four-wheelers.</i>
WLB	23	Austin Davis	<i>Climbed Dunns River Falls on vacation last summer in Jamaica.</i>
CB	25	Chris Garrett	<i>Received a high school national championship ring in 2003 while playing at De La Salle High School in Concord, Calif.</i>
SS	27	Jemaine Malcolm	<i>Lived in Montego Bay, Jamaica, until moving to the United States prior to his freshman year in high school.</i>
FS	3	Casey Kociuba	<i>Caught a 90-pound tuna while deep-sea fishing in Florida last summer.</i>
CB	2	E.J. Jones	<i>His coaches and teammates nag him about his excessive fingernail biting habit.</i>
P	36	Kevin Mazur	<i>Volunteered in 2005 with the Hurricane Katrina relief efforts.</i>

NON-STARTERS TO WATCH

FB	35	Garin Harcar	<i>Traveled to Australia as a freshman in high school as part of the McDonald's All-Star Baseball Team.</i>
MLB	17	Paul Wright	<i>His high school team, De La Salle, was ranked No. 1 in the nation in 2006 until the California State Championship game.</i>
SS	24	Kelvyn Hemphill	<i>His father, Darryl Hemphill, played in the NFL for both the New York Jets and Baltimore Colts.</i>
DL	95	Tom Speer	<i>A big fan of country music and wearing his cowboy boots.</i>
MLB	19	Tommie Westbrook	<i>In addition to football and wrestling, competed as a boxer in high school, fighting in the light-heavyweight division.</i>
DL	57	Brandon Wilson	<i>Enjoys hunting wild boar and also likes to fish for large-mouth bass.</i>

Offense	WR	LT	LG	C	RG	RT	TE	WR	WR	QB	TB
at Eastern Illinois	Salem	Riley	Bledsoe	McCarthy	Dennis	Zumbahlen	White	King	Graves	Kiel	Blow
at Illinois	Salem	Riley	Bledsoe	McCarthy	Dennis	Zumbahlen	Cline	Walker	Graves	Kiel	Blow
Austin Peay											
South Dakota State											
at North Dakota											
at Southern Illinois											
Indiana State											
at Missouri State											
Western Illinois											
at Youngstown State											
Northern Iowa											

Defense	DE	DT	DT	DE	SLB	MLB	WLB	CB	SS	FS	CB
at Eastern Illinois	Phelps	Rivas	Brunner	Whigham	Merrill (NB)	Trujillo	Davis	Garrett	Malcolm	Kociuba	Jones
at Illinois	Phelps	Rivas	Brunner	Broome	Siskowic	Trujillo	Hemphill (NB)	Garrett	Malcolm	Kociuba	Jones
Austin Peay											
South Dakota State											
at North Dakota											
at Southern Illinois											
Indiana State											
at Missouri State											
Western Illinois											
at Youngstown State											
Northern Iowa											

Specialists	KO	PK	P	HO	PR	KR	KR	LS
at Eastern Illinois	Kutch	Kutch	Mazur	Mazur	Jones	Blow	Garrett	Doyle
at Illinois	Kutch	Kutch	Mazur	Mazur	Jones	Blow	Garrett	Doyle
Austin Peay								
South Dakota State								
at North Dakota								
at Southern Illinois								
Indiana State								
at Missouri State								
Western Illinois								
at Youngstown State								
Northern Iowa								

No.	Name	Pos.	Ht.	Wt.	Yr.	Hometown (HS/Previous School)	No.	Name	Pos.	Ht.	Wt.	Yr.	Hometown (HS/Previous School)
14	Antonio Adams	S	6-1	195	Sr.-1L	Urbana, Ill. (Urbana HS)	27	Jermaine Malcolm	CB	6-4	210	Jr.-1L	San Antonio, Texas (Holmes HS)
18	Abdul Ayanwale	SS	6-3	190	Fr.-HS	Deland, Fla. (Deland HS)	52	Mark Martin	DL	6-0	245	So.-Sq.	Milwaukee, Wis. (Riverside University HS)
54	Mario Bailey	DL	6-2	250	Fr.-RS	Kankakee, Ill. (Kankakee HS)	36	Kevin Mazur	P/K	5-11	190	Sr.-2L	Mt. Prospect, Ill. (John Hersey HS)
74	Nick Bledsoe	OL	6-1	290	So.-Sq.	Wheeling, Ill. (Wheeling HS)	51	Cal McCarthy	OL	6-2	275	So.-Sq.	Shorewood, Ill. (Minooka HS)
22	Geno Blow	RB	5-11	205	Sr.-3L	Seabrook, Texas (Clear Lake HS)	21	Otis Merrill	DB	5-11	176	So.-TR	Cleveland, Ohio (Wisconsin)
49	John Brewer	DL	6-3	230	Fr.-HS	Lake Zurich, Ill. (Lake Zurich HS)	86	Matt Mose	WR	6-3	200	So.-Sq.	Waukegan, Ill. (Warren Township HS)
94	Nick Broome	DL	6-4	245	Fr.-RS	Columbus, Ind. (East HS)	48	Jordan Neukirch	TE	6-2	220	Fr.-HS	Algonquin, Ill. (Huntley HS)
13	Matt Brown	QB	6-4	210	Fr.-RS	Marion, Ill. (Marion HS)	58	Doni Phelps	DL	6-1	255	Sr.-1L	San Pablo, Calif. (City College of San Francisco)
55	Eric Brunner	DL	6-2	270	So.-1L	Greendale, Wis. (Greendale HS)	96	K.J. Picard	DB	6-1	195	Fr.-HS	Palos Park, Ill. (Mt. Carmel HS)
65	Pete Cary	OL	6-4	270	Fr.-RS	Cincinnati, Ohio (Turpin HS)	62	Mike Piton	DL	6-2	275	Jr.-2L	Palos Hills, Ill. (Stagg HS)
77	Cory Christianson	OL	6-3	280	Fr.-RS	Apple Valley, Minn. (Holy Angels HS)	39	Troy Randle	DB	5-11	180	Fr.-HS	Katy, Texas (Southeast Prep HS)
44	Jordan Church	TE	6-3	230	Fr.-RS	Batavia, Ill. (Batavia HS)	97	Nathan Rebholz	LS	6-1	220	So.-Sq.	Bloomington, Ill. (Central Catholic HS)
43	Casey Cline	FB/TE	6-3	240	So.-1L	Gibson City, Ill. (GCMS HS)	76	Chris Riley	OL	6-5	290	Jr.-2L	Wadsworth, Ill. (Warren Township HS)
41	Jayme Comer	LB	6-2	220	Fr.-RS	Brownsburg, Ind. (Brownsburg HS)	91	Dave Rivas	DL	6-3	260	Jr.-2L	Chicago, Ill. (Gordon Tech HS)
70	Michael Cross	OL	6-5	290	Jr.-2L	Bloomington, Ill. (Normal Community HS)	67	Andrew Russell	OL	6-3	325	Fr.-HS	Richardson, Texas (Richardson HS)
23	Austin Davis	LB	6-1	215	Fr.-RS	Normal, Ill. (Normal Community HS)	84	Eyad Salem	WR	6-2	188	Sr.-2L	Elgin, Ill. (Minnesota State-Moorhead)
63	Charles Dennis	OL	6-3	305	So.-1L	San Antonio, Texas (East Central HS)	59	Ray Sankey	DL	6-2	230	So.-1L	Maywood, Ill. (Proviso East HS)
47	Jake Detmers	LB/DL	6-4	230	So.-TR	Normal, Ill. (Quincy)	66	Mike Seefeld	OL	6-2	275	Fr.-RS	Cudahy, Wis. (Cudahy HS)
73	Billy Dickson	OL	6-5	290	Fr.-RS	Bloomington, Ill. (Normal Community HS)	26	Corey Shandrick	WR	5-11	175	Fr.-HS	West Lafayette, Ind. (Harrison HS)
79	Tyler Doering	OL	6-5	285	So.-Sq.	Barrington, Ill. (Barrington HS)	45	Kyle Siskowic	LB	6-1	225	Sr.-3L	San Diego, Calif. (Clairemont HS)
98	Joe Doyle	LS	6-2	235	Sr.-2L	Worcester, Mass. (Antelope Valley CC)	11	Mike Slack	FB	6-1	220	Jr.-Sq.	Wadsworth, Ill. (Warren Township HS)
89	Dean Eastman	WR	6-4	200	Fr.-RS	Eureka, Ill. (Army Prep)	95	Tom Speer	DL	6-4	240	Sr.-3L	Macomb, Ill. (Macomb HS)
88	Ben Ericksen	WR	6-1	170	Fr.-HS	Greendale, Wis. (Greendale HS)	53	Xzavier Stewart	DL	6-1	315	Jr.-TR	Chicago, Ill. (Morgan Park/Kansas State)
38	John Fermon	LB	6-1	240	Fr.-TR	Chrisman, Ill. (Olivet Nazarene)	78	Mike Thompson	OL	6-5	290	Fr.-HS	Machesney Park, Ill. (Harlem HS)
82	Steven Fetzer	K	5-11	185	Jr.-2L	Mahomet, Ill. (Mahomet-Seymour HS)	7	Tony Trujillo	LB	6-2	230	Jr.-2L	Salt Lake City, Utah (Cottonwood HS)
46	Johntel Franklin	DB	6-2	192	Fr.-HS	Milwaukee, Wis. (James Madison HS)	87	Darryl Valdez	WR	5-11	200	Jr.-TR	Portland, Ore. (Santa Rosa JC)
25	Chris Garrett	CB	6-0	175	Sr.-2L	Concord, Calif. (Diablo Valley CC)	16	Tyler Van Sligtenhorst	WR	5-7	174	Fr.-HS	Puyallup, Wash. (Rogers HS)
20	Ryan Givens	RB	5-9	176	Fr.-HS	Milwaukee, Wis. (Riverside University HS)	68	Henry Vande Hey	OT	6-3	285	Fr.-HS	DePere, Wis. (Wrightstown HS)
31	Cliffon Gordon	RB	5-10	210	So.-1L	Chicago Heights, Ill. (Marian Catholic HS)	12	Brandon Venson	TE	6-3	225	Jr.-TR	Glendale Heights, Ill. (College of DuPage)
85	Ben Graves	WR	6-3	208	So.-TR	Columbus, Ohio (Middle Tennessee State)	80	Tyrone Walker	WR	5-11	175	Fr.-HS	Indianapolis (Cardinal Ritter HS)
93	Alton Hairston	DB	5-10	165	Fr.-HS	Chicago, Ill. (Hyde Park HS)	28	Kendall Webb	DB	5-10	160	Fr.-HS	St. Louis, Mo. (Watkins HS)
35	Garin Harcar	FB	5-11	255	Sr.-3L	Grand Ridge, Ill. (Ottawa HS)	33	Brett Werner-Powell	RB	6-2	205	Fr.-RS	Mequon, Wis. (Homestead HS)
24	Kelvyn Hemphill	S	6-2	185	Jr.-2L	San Antonio, Texas (O'Connor HS)	90	Pat Wertz	DL	6-4	240	Fr.-RS	Orland Hills, Ill. (Andrew HS)
37	Mike Hiestand	LB	6-0	220	Fr.-RS	Mundelein, Ill. (Carmel HS)	19	Tommie Westbrook	LB	6-0	225	Jr.-2L	Chicago, Ill. (Gordon Tech HS)
30	Seth Hood	RB	6-1	225	Fr.-HS	Moline, Ill. (Moline HS)	29	Brandon Westphal	FS	6-1	200	Fr.-HS	Bolingbrook, Ill. (Bolingbrook HS)
34	Josh Howe	LB	6-0	225	So.-1L	Chicago Heights, Ill. (Marian Catholic HS)	32	Bert Whigham	DL	6-4	255	Sr.-2L	Sanford, Fla. (Seminoles HS)
42	James Hoyt	FB	6-0	245	So.-1L	Moline, Ill. (Moline HS)	5	Cody White	TE	6-5	250	So.-1L	Bloomington, Ill. (Normal West HS)
69	Jon Ingerman	OL	6-8	315	Fr.-RS	Springfield, Ohio (Northeastern HS)	57	Brandon Wilson	DL	6-2	240	Sr.-3L	San Antonio, Texas (John Jay HS)
50	Rodney Johnson	LB/DE	6-0	210	Fr.-HS	Chicago, Ill. (Morgan Park HS)	61	Keenan Wimbley	DL	6-2	255	So.-1L	Ocoee, Fla. (Edgewater HS)
2	E.J. Jones	CB	5-11	190	Jr.-1L	Edwardsville, Ill. (Minnesota)	92	Mike Wood	K/P	6-4	210	Fr.-HS	Greenwood, Ind. (Center Grove HS)
40	Kane Keirman	FB	6-3	225	Fr.-RS	Glenn Ellyn, Ill. (Glenbard West HS)	17	Paul Wright	LB	6-0	220	Jr.-1L	Martinez, Calif. (Diablo Valley CC)
4	Drew Kiel	QB	6-3	225	So.-1L	Columbus, Ind. (East HS)	9	Michael Zimmer	LB	6-3	210	Fr.-HS	Wheeling, Ill. (Wheeling HS)
81	Marcus King	WR	6-4	215	So.-1L	Bloomington, Ill. (Normal Community HS)	75	Dane Zumbahlen	OL	6-5	285	Jr.-2L	Morris, Ill. (Morris HS)
83	Jake Knecht	WR	6-0	183	Fr.-HS	Issaquah, Wash. (Skyline HS)							
3	Casey Kociuba	S	6-1	205	So.-1L	Liberty Hill, Texas (Liberty Hill HS)							
6	Zach Kutch	K/P	5-9	175	Sr.-1L	Milton, Fla. (Auburn)							
10	Matt Lancaster	QB	6-2	190	Fr.-HS	West Lafayette, Ind. (West Lafayette HS)							
71	Zach Liming	DL	6-4	270	Fr.-HS	Normal, Ill. (Normal Community HS)							
56	Jason Link	DL	6-3	235	Fr.-HS	Galesburg, Ill. (Cactus Shadows (Ariz.) HS)							

GAME 3 • VS. AUSTIN PEAY • SEPT. 19, 2009

NUMERICAL ROSTER • PAGE 12

No.	Name	Pos.	Ht.	Wt.	Yr.	Hometown (HS/Previous School)	No.	Name	Pos.	Ht.	Wt.	Yr.	Hometown (HS/Previous School)
2	E.J. Jones	CB	5-11	190	Jr.-1L	Edwardsville, Ill. (Minnesota)	53	Xzavier Stewart	DL	6-1	315	Jr.-TR	Chicago, Ill. (Morgan Park/Kansas State)
3	Casey Kociuba	S	6-1	205	So.-1L	Liberty Hill, Texas (Liberty Hill HS)	54	Mario Bailey	DL	6-2	250	Fr.-RS	Kankakee, Ill. (Kankakee HS)
4	Drew Kiel	QB	6-3	225	So.-1L	Columbus, Ind. (East HS)	55	Eric Brunner	DL	6-2	270	So.-1L	Greendale, Wis. (Greendale HS)
5	Cody White	TE	6-5	250	So.-1L	Bloomington, Ill. (Normal West HS)	56	Jason Link	DL	6-3	235	Fr.-HS	Galesburg, Ill. (Cactus Shadows (Ariz.) HS)
6	Zach Kutch	K/P	5-9	175	Sr.-1L	Milton, Fla. (Auburn)	57	Brandon Wilson	DL	6-2	240	Sr.-3L	San Antonio, Texas (John Jay HS)
7	Tony Trujillo	LB	6-2	230	Jr.-2L	Salt Lake City, Utah (Cottonwood HS)	58	Doni Phelps	DL	6-1	255	Sr.-1L	San Pablo, Calif. (City College of San Francisco)
9	Michael Zimmer	LB	6-3	210	Fr.-HS	Wheeling, Ill. (Wheeling HS)	59	Ray Sankey	DL	6-2	230	So.-1L	Maywood, Ill. (Proviso East HS)
10	Matt Lancaster	QB	6-2	190	Fr.-HS	West Lafayette, Ind. (West Lafayette HS)	61	Keenan Wimbley	DL	6-2	255	So.-1L	Ocoee, Fla. (Edgewater HS)
11	Mike Slack	FB	6-1	220	Jr.-Sq.	Wadsworth, Ill. (Warren Township HS)	62	Mike Piton	DL	6-2	275	Jr.-2L	Palos Hills, Ill. (Stagg HS)
12	Brandon Venson	TE	6-3	225	Jr.-TR	Glendale Heights, Ill. (College of DuPage)	63	Charles Dennis	OL	6-3	305	So.-1L	San Antonio, Texas (East Central HS)
13	Matt Brown	QB	6-4	210	Fr.-RS	Marion, Ill. (Marion HS)	65	Pete Cary	OL	6-4	270	Fr.-RS	Cincinnati, Ohio (Turpin HS)
14	Antonio Adams	S	6-1	195	Sr.-1L	Urbana, Ill. (Urbana HS)	66	Mike Seefeld	OL	6-2	275	Fr.-RS	Cudahy, Wis. (Cudahy HS)
16	Tyler Van Sligtenhorst	WR	5-7	174	Fr.-HS	Puyallup, Wash. (Rogers HS)	67	Andrew Russell	OL	6-3	325	Fr.-HS	Richardson, Texas (Richardson HS)
17	Paul Wright	LB	6-0	220	Jr.-1L	Martinez, Calif. (Diablo Valley CC)	68	Henry Vande Hey	OT	6-3	285	Fr.-HS	DePere, Wis. (Wrightstown HS)
18	Abdul Ayanwale	SS	6-3	190	Fr.-HS	Deland, Fla. (Deland HS)	69	Jon Ingerman	OL	6-8	315	Fr.-RS	Springfield, Ohio (Northeastern HS)
19	Tommie Westbrook	LB	6-0	225	Jr.-2L	Chicago, Ill. (Gordon Tech HS)	70	Michael Cross	OL	6-5	290	Jr.-2L	Bloomington, Ill. (Normal Community HS)
20	Ryan Givens	RB	5-9	176	Fr.-HS	Milwaukee, Wis. (Riverside University HS)	71	Zach Liming	DL	6-4	270	Fr.-HS	Normal, Ill. (Normal Community HS)
21	Otis Merrill	DB	5-11	176	So.-TR	Cleveland, Ohio (Wisconsin)	73	Billy Dickson	OL	6-5	290	Fr.-RS	Bloomington, Ill. (Normal Community HS)
22	Geno Blow	RB	5-11	205	Sr.-3L	Seabrook, Texas (Clear Lake HS)	74	Nick Bledsoe	OL	6-1	290	So.-Sq.	Wheeling, Ill. (Wheeling HS)
23	Austin Davis	LB	6-1	215	Fr.-RS	Normal, Ill. (Normal Community HS)	75	Dane Zumbahlen	OL	6-5	285	Jr.-2L	Morris, Ill. (Morris HS)
24	Kelvyn Hemphill	S	6-2	185	Jr.-2L	San Antonio, Texas (O'Connor HS)	76	Chris Riley	OL	6-5	290	Jr.-2L	Wadsworth, Ill. (Warren Township HS)
25	Chris Garrett	CB	6-0	175	Sr.-2L	Concord, Calif. (Diablo Valley CC)	77	Cory Christianson	OL	6-3	280	Fr.-RS	Apple Valley, Minn. (Holy Angels HS)
26	Corey Shandrick	WR	5-11	175	Fr.-HS	West Lafayette, Ind. (Harrison HS)	78	Mike Thompson	OL	6-5	290	Fr.-HS	Machesney Park, Ill. (Harlem HS)
27	Jermaine Malcolm	CB	6-4	210	Jr.-1L	San Antonio, Texas (Holmes HS)	79	Tyler Doering	OL	6-5	285	So.-Sq.	Barrington, Ill. (Barrington HS)
28	Kendall Webb	DB	5-10	160	Fr.-HS	St. Louis, Mo. (Watkins HS)	80	Tyrone Walker	WR	5-11	175	Fr.-HS	Indianapolis (Cardinal Ritter HS)
29	Brandon Westphal	FS	6-1	200	Fr.-HS	Bolingbrook, Ill. (Bolingbrook HS)	81	Marcus King	WR	6-4	215	So.-1L	Bloomington, Ill. (Normal Community HS)
30	Seth Hood	RB	6-1	225	Fr.-HS	Moline, Ill. (Moline HS)	82	Steven Fetzer	K	5-11	185	Jr.-2L	Mahomet, Ill. (Mahomet-Seymour HS)
31	Cliffon Gordon	RB	5-10	210	So.-1L	Chicago Heights, Ill. (Marian Catholic HS)	83	Jake Knecht	WR	6-0	183	Fr.-HS	Issaquah, Wash. (Skyline HS)
32	Bert Whigham	DL	6-4	255	Sr.-2L	Sanford, Fla. (Seminole HS)	84	Eyad Salem	WR	6-2	188	Sr.-2L	Elgin, Ill. (Minnesota State-Moorhead)
33	Brett Werner-Powell	RB	6-2	205	Fr.-RS	Mequon, Wis. (Homestead HS)	85	Ben Graves	WR	6-3	208	So.-TR	Columbus, Ohio (Middle Tennessee State)
34	Josh Howe	LB	6-0	225	So.-1L	Chicago Heights, Ill. (Marian Catholic HS)	86	Matt Mose	WR	6-3	200	So.-Sq.	Waukegan, Ill. (Warren Township HS)
35	Garin Harcar	FB	5-11	255	Sr.-3L	Grand Ridge, Ill. (Ottawa HS)	87	Darryl Valdez	WR	5-11	200	Jr.-TR	Portland, Ore. (Santa Rosa JC)
36	Kevin Mazur	P/K	5-11	190	Sr.-2L	Mt. Prospect, Ill. (John Hersey HS)	88	Ben Ericksen	WR	6-1	170	Fr.-HS	Greendale, Wis. (Greendale HS)
37	Mike Hiestand	LB	6-0	220	Fr.-RS	Mundelein, Ill. (Carmel HS)	89	Dean Eastman	WR	6-4	200	Fr.-RS	Eureka, Ill. (Army Prep)
38	John Fermon	LB	6-1	240	Fr.-TR	Chrisman, Ill. (Olivet Nazarene)	90	Pat Wertz	DL	6-4	240	Fr.-RS	Orland Hills, Ill. (Andrew HS)
39	Troy Randle	DB	5-11	180	Fr.-HS	Katy, Texas (Southeast Prep HS)	91	Dave Rivas	DL	6-3	260	Jr.-2L	Chicago, Ill. (Gordon Tech HS)
40	Kane Keirnan	FB	6-3	225	Fr.-RS	Glenn Ellyn, Ill. (Glenbard West HS)	92	Mike Wood	K/P	6-4	210	Fr.-HS	Greenwood, Ind. (Center Grove HS)
41	Jayme Comer	LB	6-2	220	Fr.-RS	Brownsburg, Ind. (Brownsburg HS)	93	Alton Hairston	DB	5-10	165	Fr.-HS	Chicago, Ill. (Hyde Park HS)
42	James Hoyt	FB	6-0	245	So.-1L	Moline, Ill. (Moline HS)	94	Nick Broome	DL	6-4	245	Fr.-RS	Columbus, Ind. (East HS)
43	Casey Cline	FB/TE	6-3	240	So.-1L	Gibson City, Ill. (GCMS HS)	95	Tom Speer	DL	6-4	240	Sr.-3L	Macomb, Ill. (Macomb HS)
44	Jordan Church	TE	6-3	230	Fr.-RS	Batavia, Ill. (Batavia HS)	96	K.J. Picard	DB	6-1	195	Fr.-HS	Palos Park, Ill. (Mt. Carmel HS)
45	Kyle Siskowic	LB	6-1	225	Sr.-3L	San Diego, Calif. (Clairemont HS)	97	Nathan Rebholz	LS	6-1	220	So.-Sq.	Bloomington, Ill. (Central Catholic HS)
46	Johntel Franklin	DB	6-2	192	Fr.-HS	Milwaukee, Wis. (James Madison HS)	98	Joe Doyle	LS	6-2	235	Sr.-2L	Worcester, Mass. (Antelope Valley CC)
47	Jake Detmers	LB/DL	6-4	230	So.-TR	Normal, Ill. (Quincy)							
48	Jordan Neukirch	TE	6-2	220	Fr.-HS	Algonquin, Ill. (Huntley HS)							
49	John Brewer	DL	6-3	230	Fr.-HS	Lake Zurich, Ill. (Lake Zurich HS)							
50	Rodney Johnson	LB/DE	6-0	210	Fr.-HS	Chicago, Ill. (Morgan Park HS)							
51	Cal McCarthy	OL	6-2	275	So.-Sq.	Shorewood, Ill. (Minooka HS)							
52	Mark Martin	DL	6-0	245	So.-Sq.	Milwaukee, Wis. (Riverside University HS)							

#14 • Antonio Adams • DB

Tackles: 9 vs. Southern Illinois, 11-21-08
 Solos: 5 vs. Southern Illinois, 11-21-08
 Assists: 4 vs. Southern Illinois, 11-21-08
 Sacks: 0
 TFLs: 1.5 vs. Southern Illinois, 11-21-08
 Interceptions: 0

#22 • Geno Blow • TB

Rushing Yards: 167 vs. Northern Iowa, 9-29-07
 Rushing Attempts: 31 vs. Northern Iowa, 9-29-07
 Rushing TDs: 3 at Missouri State, 10-6-07
 Longest Rush: 77 at Youngstown State, 10-20-07
 Receptions: 4 at Eastern Illinois, 9-3-09
 Receiving Yards: 24 at Youngstown State, 10-20-07

#94 • Nick Broome • DL

Tackles: 7 at Illinois, 9-12-09
 Solos: 2 at Illinois, 9-12-09
 Assists: 5 at Illinois, 9-12-09
 Sacks: 0
 TFLs: 0
 Interceptions: 0

#13 • Matt Brown • QB

Attempts: 45 at Illinois, 9-12-09
 Completions: 27 at Illinois, 9-12-09
 Yards: 312 at Illinois, 9-12-09
 Touchdowns: 2 at Illinois, 9-12-09
 Long Pass: 8 at Eastern Illinois, 9-3-09
 Interceptions: 1 at Illinois, 9-12-09
 Rushing Yards: (-10) at Illinois, 9-12-09

#55 • Eric Brunner • DL

Tackles: 6 at Murray State, 9-13-08
 Solos: 2, twice
 Assists: 5 vs. Eastern Illinois, 9-20-08
 Sacks: 1, twice
 TFLs: 1.5 at Murray State, 9-13-08
 Interceptions: 0

#43 • Casey Cline • TE

Receptions: 6 at Eastern Illinois, 9-3-09
 Receiving Yards: 69 at Eastern Illinois, 9-3-09
 Touchdowns: 0
 Long Reception: 17 at Eastern Illinois, 9-3-09

#23 • Austin Davis • LB

Tackles: 8 at Eastern Illinois, 9-3-09
 Solos: 1, twice
 Assists: 7 at Eastern Illinois, 9-3-09
 Sacks: 0
 TFLs: 1.0 at Illinois, 9-12-09
 Interceptions: 0

#82 • Steven Fetzer • K

Field Goals Made: 2, twice
 Field Goals Attempted: 4 vs. Youngstown State, 11-1-08
 Longest Field Goal: 47 at Youngstown State, 10-20-07
 Most PATs: 7, twice

#25 • Chris Garrett • DB

Tackles: 8, three times
 Solos: 8 vs. Missouri State, 10-18-08
 Assists: 3 at Northern Iowa, 10-11-08
 Sacks: 0
 TFLs: 1, three times
 Interceptions: 1 at Illinois, 9-12-09

#31 • Clifton Gordon • RB

Rushing Yards: 61 at Indiana State, 10-4-08
 Rushing Attempts: 9 at Indiana State, 10-4-08
 Rushing TDs: 0
 Longest Rush: 16 at Indiana State, 10-4-08
 Receptions: 0
 Receiving Yards: 0

#85 • Ben Graves • WR

Receptions: 6 at Illinois, 9-12-09
 Receiving Yards: 65 at Illinois, 9-12-09
 Touchdowns: 1 at Eastern Illinois, 9-3-09
 Long Reception: 36 at Illinois, 9-12-09

#35 • Garin Harcar • FB

Rushing Yards: 34 vs. Southern Illinois, 11-21-08
 Rushing Attempts: 5 vs. Southern Illinois, 11-21-08
 Rushing TDs: 0
 Receptions: 6 at Northern Iowa, 10-11-08
 Receiving Yards: 49 at Eastern Illinois, 9-15-07
 Receiving TDs: 1, five times

#24 • Kelvyn Hemphill • DB

Tackles: 17 at Murray State, 9-13-08
 Solos: 9, twice
 Assists: 10 at Murray State, 9-13-08
 Sacks: 1.0 at Illinois, 9-12-09
 TFLs: 2.0 at Illinois, 9-12-09
 Interceptions: 1 at Youngstown State, 10-20-07

#34 • Josh Howe • LB

Tackles: 3, twice
 Solos: 2 at Western Illinois, 11-15-08
 Assists: 1, five times
 Sacks: 0
 TFLs: 0
 Interceptions: 0

#2 • E.J. Jones • DB

Tackles: 7 at Illinois, 9-12-09
 Solos: 6 at Illinois, 9-12-09
 Assists: 3, twice
 Sacks: 0
 TFLs: 0
 Interceptions: 1 at Eastern Illinois, 9-3-09

#4 • Drew Kiel • QB

Attempts: 22 at Eastern Illinois, 9-3-09
 Completions: 20 at Eastern Illinois, 9-3-09
 Yards: 140 at Eastern Illinois, 9-3-09
 Touchdowns: 1, four times
 Long Pass: 51 vs. North Dakota State, 10-25-08
 Interceptions: 2 vs. North Dakota State, 10-25-08
 Rushing Yards: 17 at Murray State, 9-13-08

#81 • Marcus King • WR

Receptions: 4 at Illinois, 9-12-09
 Receiving Yards: 38 at Illinois, 9-12-09
 Touchdowns: 0
 Long Reception: 19 at Marshall, 8-30-08

#83 • Jake Knecht • WR

Receptions: 2 at Illinois, 9-12-09
 Receiving Yards: 27 at Illinois, 9-12-09
 Touchdowns: 0
 Long Reception: 18 at Illinois, 9-12-09

#3 • Casey Kociuba • DB

Tackles: 8 at Missouri, 9-22-07
 Solos: 6 at Missouri, 9-22-07
 Assists: 4 at Eastern Illinois, 9-3-09
 Sacks: 0
 TFLs: 1.0, twice
 Interceptions: 0

#6 • Zach Kutch • K

Field Goals Made: 1, four times
 Field Goals Attempted: 2, twice
 Longest Field Goal: 45 at Illinois, 9-12-09
 Most PATs: 3 at South Dakota State, 11-8-08

#10 • Matt Lancaster • QB

Attempts: 4 at Illinois, 9-12-09
 Completions: 7 at Illinois, 9-12-09
 Yards: 42 at Illinois, 9-12-09
 Touchdowns: 0 at Illinois, 9-12-09
 Long Pass: 27 at Eastern Illinois, 9-3-09
 Interceptions: 1 at Illinois, 9-12-09
 Rushing Yards: 5 at Eastern Illinois, 9-3-09

#27 • Jermaine Malcolm • DB

Tackles: 10 at Eastern Illinois, 9-3-09
 Solos: 6 at Western Illinois, 11-15-08
 Assists: 7 at Eastern Illinois, 9-3-09
 Sacks: 0
 TFLs: 0
 Interceptions: 0

#36 • Kevin Mazur • K/P

Field Goals Made: 4 vs. Central Arkansas, 9-9-06
 Field Goals Attempted: 5 vs. Central Arkansas, 9-9-06
 Longest Field Goal: 38 vs. Western Kentucky, 10-8-05
 Most PATs: 7 at Southern Illinois, 10-15-05
 Most Punts: 6 at Eastern Illinois, 9-3-09
 Longest Punt: 44 at Eastern Illinois, 9-3-09
 Punts Inside 20yds: 1 at Illinois, 9-12-09

#21 • Otis Merrill • DB

Tackles: 4 at Eastern Illinois, 9-3-09
 Solos: 0
 Assists: 4 at Eastern Illinois, 9-3-09
 Sacks: 0
 TFLs: 0
 Interceptions: 0

#58 • Doni Phelps • DL

Tackles: 9 at Eastern Illinois, 9-3-09
 Solos: 4 at Eastern Illinois, 9-3-09
 Assists: 5 at Eastern Illinois, 9-3-09
 Sacks: 1.0, twice
 TFLs: 2 at Western Illinois, 11-15-08

#62 • Mike Piton • DL

Tackles: 9 vs. Western Illinois, 10-27-07
 Solos: 2, five times
 Assists: 8 vs. Western Illinois, 10-27-07
 Sacks: 1.0 at Illinois, 9-12-09
 TFLs: 2.0 at Murray State, 9-13-08
 Interceptions: 0

#91 • Dave Rivas • DL

Tackles: 5 at Eastern Illinois, 9-3-09
 Solos: 2, twice
 Assists: 4 at Indiana State, 10-4-08
 Sacks: 1 vs. Murray State, 9-8-07
 TFLs: 2.0 at Eastern Illinois, 9-3-09
 Interceptions: 0

#59 • Ray Sankey • DL

Tackles: 6 at Indiana State, 10-4-08
 Solos: 3 at Indiana State, 10-4-08
 Assists: 3 at Indiana State, 10-4-08
 Sacks: 0
 TFLs: 0.5 at Indiana State, 10-4-08
 Interceptions: 0

#84 • Eyad Salem • WR

Receptions: 11 at Western Illinois, 11-15-08
 Receiving Yards: 186 vs. Youngstown State, 11-1-08
 Touchdowns: 2, three times
 Long Reception: 50 vs. Youngstown State, 11-1-08

#45 • Kyle Siskowic • LB

Tackles: 7, twice
 Solos: 3 at Illinois, 9-12-09
 Assists: 5, twice
 Sacks: 0
 TFLs: 0.5, twice
 Interceptions: 0

#95 • Tom Speer • DL

Tackles: 4 vs. North Dakota State, 10-25-08
 Solos: 1, six times
 Assists: 3 vs. North Dakota State, 10-25-08
 Sacks: 0
 TFLs: 1 at Western Illinois, 11-15-08
 Interceptions: 0

#7 • Tony Trujillo • LB

Tackles: 11 at Missouri State, 10-6-07
 Solos: 5, twice
 Assists: 7, three times
 Sacks: 0
 TFLs: 1, twice
 Interceptions: 0

#87 • Darryl Valdez • WR

Receptions: 1 at Eastern Illinois, 9-3-09
 Receiving Yards: 0
 Touchdowns: 0
 Long Reception: 0 at Eastern Illinois, 9-3-09

#12 • Brandon Venson • TE

Receptions: 2 at Illinois, 9-12-09
 Receiving Yards: 17 at Illinois, 9-12-09
 Touchdowns: 0
 Long Reception: 11 at Illinois, 9-12-09

#80 • Tyrone Walker • WR

Receptions: 5 at Illinois, 9-12-09
 Receiving Yards: 44 at Illinois, 9-12-09
 Touchdowns: 0
 Long Reception: 19 at Illinois, 9-12-09

#19 • Tommie Westbrook • LB

Tackles: 8 at Marshall, 8-30-08
 Solos: 5 vs. Youngstown State, 11-1-08
 Assists: 7 at Marshall, 8-30-08
 Sacks: 0.5 at Murray State, 9-13-08
 TFLs: 1, four times
 Interceptions: 0

#32 • Bert Whigham • DL

Tackles: 5 at Eastern Illinois, 9-3-09
 Solos: 1, six times
 Assists: 5 at Eastern Illinois, 9-3-09
 Sacks: 1 vs. North Dakota State, 10-25-08
 TFLs: 1 vs. North Dakota State, 10-25-08
 Interceptions: 0

#5 • Cody White • TE

Receptions: 1, twice
 Receiving Yards: 15 at Eastern Illinois, 9-3-09
 Touchdowns: 0
 Long Reception: 15 at Eastern Illinois, 9-3-09

#57 • Brandon Wilson • DE

Tackles: 8, twice
 Solos: 4 at Youngstown State, 10-20-07
 Assists: 6 at North Dakota State, 11-3-07
 Sacks: 1.5 vs. Northern Iowa, 9-29-07
 TFLs: 2 at Youngstown State, 10-20-07
 Interceptions: 0

#17 • Paul Wright • LB

Tackles: 10 vs. Southern Illinois, 11-21-08
 Solos: 9 vs. Southern Illinois, 11-21-08
 Assists: 7 vs. Eastern Illinois, 9-20-08
 Sacks: 0
 TFLs: 1, five times
 Interceptions: 0

GAME RESULTS

Date	Opponent	Score	W/L	Attendance
Sep 03, 2009	at Eastern Illinois	6-31	L	10013
Sep 12, 2009	at Illinois	17-45	L	62347

* Missouri Valley Football Conference game

TEAM STATISTICS

	ILS	OPP
SCORING	23	76
Points Per Game	11.5	38.0
FIRST DOWNS	35	48
Rushing	6	28
Passing	28	15
Penalty	1	5
RUSHING YARDAGE	64	601
Yards gained rushing	150	666
Yards lost rushing	86	65
Rushing Attempts	46	87
Average Per Rush	1.4	6.9
Average Per Game	32.0	300.5
TDs Rushing	0	6
PASSING YARDAGE	520	331
Comp-Att-Int	56-82-2	27-40-2
Average Per Pass	6.3	8.3
Average Per Catch	9.3	12.3
Average Per Game	260.0	165.5
TDs Passing	3	4
TOTAL OFFENSE	584	932
Total Plays	128	127
Average Per Play	4.6	7.3
Average Per Game	292.0	466.0
KICK RETURNS: #-Yards	9-180	6-87
PUNT RETURNS: #-Yards	0-0	3-24
INT RETURNS: #-Yards	2-0	2-119
KICK RETURN AVERAGE	20.0	14.5
PUNT RETURN AVERAGE	0.0	8.0
INT RETURN AVERAGE	0.0	59.5
FUMBLES-LOST	3-2	4-2
PENALTIES-Yards	13-125	17-155
Average Per Game	62.5	77.5
PUNTS-Yards	11-379	4-161
Average Per Punt	34.5	40.2
Net punt average	32.3	35.2
TIME OF POSSESSION/Game	30:10	29:50
3RD-DOWN Conversions	12/28	8/18
3rd-Down Pct	43%	44%
4TH-DOWN Conversions	0/2	0/0
4th-Down Pct	0%	0%
SACKS BY-Yards	3-25	6-43
MISC YARDS	0	0
TOUCHDOWNS SCORED	3	10
RED-ZONE SCORES	3-4 75%	8-10 80%
RED-ZONE TOUCHDOWNS	3-4 75%	6-10 60%

SCORE BY QUARTERS

	1st	2nd	3rd	4th	OT	Total
Illinois State	0	0	16	7	0	23
Opponents	14	24	14	24	0	76

RUSHING

	G	Att	Gain	Loss	Net	Avg	TD	Long	Avg/G
Blow,Geno	2	22	88	5	83	3.8	0	13	41.5
Gordon,Cliffon	2	8	13	2	11	1.4	0	7	5.5
Kiel,Drew	1	5	18	12	6	1.2	0	14	6.0
Lancaster,Matt	1	1	5	0	5	5.0	0	5	5.0
Brown,Matt	2	1	0	2	-2	-2.0	0	0	-1.0
Brown,Matt	2	8	26	41	-15	-1.9	0	11	-7.5
Mazur,Kevin	2	1	0	24	-24	-24.0	0	0	-12.0
Total.....	2	46	150	86	64	1.4	0	14	32.0
Opponents.....	2	87	666	65	601	6.9	6	68	300.5

PASSING

	G	Effic	Att-Cmp-Int	Pct	Yds	TD	Lng	Avg/G
Brown,Matt	2	122.63	32-53-1	60.4	338	2	41	169.0
Kiel,Drew	1	159.36	20-22-0	90.9	140	1	17	140.0
Lancaster,Matt	1	78.97	4-7-1	57.1	42	0	27	42.0
Total.....	2	128.76	56-82-2	68.3	520	3	41	260.0
Opponents.....	2	160.01	27-40-2	67.5	331	4	27	165.5

RECEIVING

	G	No.	Yds	Avg	TD	Long	Avg/G
Salem,Eyad	2	12	120	10.0	2	27	60.0
Graves,Ben	2	11	88	8.0	1	36	44.0
Cline,Casey	2	7	80	11.4	0	17	40.0
Blow,Geno	2	7	76	10.9	0	41	38.0
King,Marcus	2	7	55	7.9	0	18	27.5
Walker,Tyrone	2	5	44	8.8	0	19	22.0
Knecht, Jake	1	2	27	13.5	0	18	27.0
Venson,Brandon	2	2	17	8.5	0	11	8.5
White,Cody	1	1	15	15.0	0	15	15.0
Valdez,Darryl	2	1	0	0.0	0	0	0.0
Harcar,Garin	2	1	-2	-2.0	0	0	-1.0
Total.....	2	56	520	9.3	3	41	260.0
Opponents.....	2	27	331	12.3	4	27	165.5

PUNT RETURNS

	No.	Yds	Avg	TD	Long
Total.....	0	0	0.0	0	0
Opponents.....	2	19	9.5	0	15

INTERCEPTIONS

	No.	Yds	Avg	TD	Long
Jones,E.J.	1	0	0.0	0	0
Garrett,Chris	1	0	0.0	0	0
Total.....	2	0	0.0	0	0
Opponents.....	2	119	59.5	0	78

KICK RETURNS

	No.	Yds	Avg	TD	Long
Blow,Geno	4	71	17.8	0	21
Garrett,Chris	3	59	19.7	0	22
Jones,E.J.	2	50	25.0	0	27
Total.....	9	180	20.0	0	27
Opponents.....	6	87	14.5	0	33

SCORING

	TD	FGs	/----- PATs -----/						Points
			Kick	Rush	Rcv	Pass	DXP	Saf	
Salem,Eyad	2	0-0	0-0	0-0	0	0-0	0	0	12
Graves,Ben	1	0-0	0-0	0-0	0	0-0	0	0	6
Kutch,Zach	0	1-2	2-2	0-0	0	0-0	0	0	5
Mazur,Kevin	0	0-0	0-0	0-1	0	0-0	0	0	0
Total.....	3	1-2	2-2	0-1	0	0-0	0	0	23
Opponents.....	10	2-3	10-10	0-0	0	0-0	0	0	76

TOTAL OFFENSE

	G	Plays	Rush	Pass	Total	Avg/G
Brown,Matt	2	61	-15	338	323	161.5
Kiel,Drew	1	27	6	140	146	146.0
Blow,Geno	2	22	83	0	83	41.5
Lancaster,Matt	1	8	5	42	47	47.0
Gordon,Clifton	2	8	11	0	11	5.5
TEAM	2	1	-2	0	-2	-1.0
Mazur,Kevin	2	1	-24	0	-24	-12.0
Total.....	2	128	64	520	584	292.0
Opponents.....	2	127	601	331	932	466.0

FIELD GOALS

	FGM-FGA	Pct	01-19	20-29	30-39	40-49	50-99	Lg	Blk
Kutch,Zach	1-2	50.0	0-0	0-0	0-0	1-1	0-1	45	0

PUNTING

	No.	Yds	Avg	Long	TB	FC	I20	Blkd
Mazur,Kevin	11	379	34.5	44	0	4	1	0
Total.....	11	379	34.5	44	0	4	1	0
Opponents.....	4	161	40.2	53	1	2	1	0

KICKOFFS

	No.	Yds	Avg	TB	OB	Retn	Net	YdLn
Kutch,Zach	6	313	52.2	0	0			
Total.....	6	313	52.2	0	0	87	37.7	32
Opponents.....	14	923	65.9	4	1	180	47.4	22

ALL-PURPOSE

	G	Rush	Rec	PR	KOR	IR	Tot	Avg/G
Blow,Geno	2	83	76	0	71	0	230	115.0
Salem,Eyad	2	0	120	0	0	0	120	60.0
Graves,Ben	2	0	88	0	0	0	88	44.0
Cline,Casey	2	0	80	0	0	0	80	40.0
Garrett,Chris	2	0	0	0	59	0	59	29.5
King,Marcus	2	0	55	0	0	0	55	27.5
Jones,E.J.	2	0	0	0	50	0	50	25.0
Walker,Tyrone	2	0	44	0	0	0	44	22.0
Knecht, Jake	1	0	27	0	0	0	27	27.0
Venson,Brandon	2	0	17	0	0	0	17	8.5
White,Cody	1	0	15	0	0	0	15	15.0
Gordon,Clifton	2	11	0	0	0	0	11	5.5
Kiel,Drew	1	6	0	0	0	0	6	6.0
Lancaster,Matt	1	5	0	0	0	0	5	5.0
TEAM	2	-2	0	0	0	0	-2	-1.0
Harcar,Garin	2	0	-2	0	0	0	-2	-1.0
Brown,Matt	2	-15	0	0	0	0	-15	-7.5
Mazur,Kevin	2	-24	0	0	0	0	-24	-12.0
Total.....	2	64	520	0	180	0	764	382.0
Opponents.....	2	601	331	24	87	119	1162	581.0

	GP-GS	TACKLES				SACKS		PASS DEF			FUMBLES		BLKD	
		SOLO	AST	TOTAL	TFL/YDS	NO-YARDS	INT-YDS	BRUP	QBH	RCV-YDS	FF	KICK	SAF	
27 Malcolm,Jermaine	2-2	7	9	16	
24 Hemphill,Kelvyn	2-1	9	5	14	2.0-12	1.0-8	
2 Jones,E.J.	2-2	9	4	13	.	.	1-0	1	
58 Phelps,Doni	2-2	6	7	13	1.5-8	1.0-7	.	.	1	
7 Trujillo,Tony	2-2	5	7	12	1.0-3	1-0	.	.	.	
3 Kociuba,Casey	2-2	3	6	9	1.0-5	.	.	1	.	.	1	.	.	
23 Davis,Austin	2-1	2	7	9	1.5-4	
45 Siskowic,Kyle	2-1	4	5	9	
14 Adams,Antonio	2-0	4	4	8	
32 Whigham,Bert	2-1	.	7	7	1	1-0	.	.	.	
91 Rivas,Dave	2-2	3	4	7	2.0-7	
55 Brunner,Eric	2-2	2	5	7	1.0-1	
94 Broome,Nick	1-1	2	5	7	1	.	.	
21 Merrill,Otis	2-1	.	4	4	.	.	.	1	
57 Wilson,Brandon	2-0	.	3	3	
59 Sankey,Ray	2-0	2	1	3	
25 Garrett,Chris	2-2	2	1	3	.	.	1-0	1	
62 Piton,Mike	2-0	1	2	3	1.0-10	1.0-10	
53 Stewart,Xzavier	2-0	1	2	3	1.0-3	
95 Speer,Tom	2-0	.	2	2	
17 Wright,Paul	1-0	.	2	2	
31 Gordon,Cliffon	2-0	.	2	2	
80 Walker,Tyrone	2-1	1	.	1	
81 King,Marcus	2-1	1	.	1	
34 Howe,Josh	1-0	1	.	1	
19 Westbrook,Tommie	2-0	.	1	1	
41 Comer,Jayme	2-0	.	1	1	
Total.....	2-0	65	96	161	12-53	3-25	2-0	4	2	2-0	2	.	.	
Opponents.....	2-0	81	44	125	12.0-76	6-43	2-119	14	3	2-0	2	.	.	

Scoring Drive Analysis											
	Minus	0-9	10-19	20-29	30-39	40-49	50-59	60-69	70-79	80-89	90-99
Illinois State TD	-	-	-	-	-	-	-	1	2	-	-
Illinois State FG	-	-	-	1	-	-	-	-	-	-	-
Opponent TD	-	-	-	-	-	-	3	4	2	-	1
Opponent FG	-	1	-	-	-	1	-	-	-	-	-

Red-Zone Analysis	Illinois State				Opponent				
	Game	Inside	Scores	TD/FG	Pct.	Inside	Scores	TD/FG	Pct.
at Eastern Illinois	1	1	1	1/0	100.0	5	4	3/1	80.0
at Illinois	3	2	2	2/0	66.7	5	4	3/1	80.0
Austin Peay									
South Dakota State									
at North Dakota State									
at Southern Illinois									
Indiana State									
at Missouri State									
Western Illinois									
at Youngstown State									
Northern Iowa									
Totals	4	3	3	3/0	75.0	10	8	6/2	80.0

Time of Possession							
Opponent	Score	Overall	1st Qtr	2nd Qtr	3rd Qtr	4th Qtr	
at Eastern Illinois	L, 6-31	29:21	9:23	8:01	6:16	5:41	
at Illinois	L, 17-45	30:59	9:36	4:46	6:28	10:09	
Austin Peay							
South Dakota State							
at North Dakota							
at Southern Illinois							
Indiana State							
at Missouri State							
Western Illinois							
at Youngstown State							
Northern Iowa							
Illinois State	Total	60:20	18:59	12:47	12:44	15:50	
Avg.		30:10	9:29	6:23	6:22	7:55	
Opponents	Total	59:40	11:01	17:13	17:16	14:10	
	Avg.	29:50	5:30	8:36	8:38	7:05	

WHEN ILLINOIS STATE HAS THE BALL ...

3rd Down and ...	1	2	3	4	5	6	7	8	9	10+	Total	Pct.
at Eastern Illinois	0/0	0/0	3/3	2/3	0/1	0/1	0/0	0/0	0/0	0/3	5/12	41.7
at Illinois	0/0	0/0	2/2	1/1	2/3	0/1	0/1	0/1	0/1	2/7	7/16	43.8
Austin Peay												
South Dakota State												
at North Dakota State												
at Southern Illinois												
Indiana State												
at Missouri State												
Western Illinois												
at Youngstown State												
Northern Iowa												
Totals	0/0	0/0	5/5	3/4	2/4	0/2	0/1	0/1	0/1	2/10	12-28	
PCT	0.0	0.0	100.0	75.0	50.0	0.0	0.0	0.0	0.0	20.0	42.9	

WHEN OPPONENT HAS THE BALL ...

3rd Down and ...	1	2	3	4	5	6	7	8	9	10+	Total	Pct.
at Eastern Illinois	1/1	2/3	0/0	0/0	1/1	0/1	0/0	1/1	0/0	0/2	5/9	55.6
at Illinois												
Austin Peay												
South Dakota State												
at North Dakota State												
at Southern Illinois												
Indiana State												
at Missouri State												
Western Illinois												
at Youngstown State												
Northern Iowa												
Totals	1/1	2/3	0/0	0/0	1/1	0/1	0/0	1/1	0/0	0/2	5/9	
PCT	100.0	67.0	0.0	0.0	100.0	0.0	0.0	100.0	0.0	0.0	55.6	

2009 ILLINOIS STATE'S 20-YARD PLAYS

Yards	Type	Player(s)	Opp.
41	Pass	Blow,Geno from Brown,Matt	at Illinois
36	Pass	Graves,Ben from Brown,Matt	at Illinois
27	KR	Jones,E.J.	at Illinois
27	Pass	Salem,Eyad from Lancaster,Matt	at Illinois
23	KR	Jones,E.J.	at Illinois
22	KR	Garrett,Chris	at Illinois
21	KR	Blow,Geno	at Eastern Illinois
21	KR	Garrett,Chris	at Illinois
21	KR	Blow,Geno	at Eastern Illinois
20	KR	Blow,Geno	at Illinois

Bold denotes touchdown play

LONG PLAYS BY THE NUMBERS

Plays by Yards	No.	TD
100+	0	0
90-99	0	0
80-89	0	0
70-79	0	0
60-69	0	0
50-59	0	0
40-49	1	0
30-39	1	0
20-29	8	0
Total	9	0

Plays by Type	No.	TD
Rushing	0	0
Passing	3	0
Punt returns	0	0
Kick returns	7	0
Interceptions	0	0
Fumble returns	0	0
Other	0	0
TOTAL	10	0

20-YARDS-PLUS BY A PLAYER

Player	No.	TD	Type
Blow,Geno	4	0	1 Pass, 3 KR
Garrett,Chris	2	0	2 KR
Jones,E.J.	2	0	2 KR
Salem,Eyad	1	0	1 Pass
Graves,Ben	1	0	1 Pass
TOTAL	10	0	3 Pass, 7 KR

LONGEST PLAYS OF THE YEAR

Rushing Play	
14	Kiel,Drew vs Eastern Illinois (9/3/2009)
Rushing Touchdown	
	None
Passing Play	
41	Blow,Geno from Brown,Matt vs Illinois (9/12/2009)
Passing Touchdown	
15	Salem,Eyad from Brown,Matt vs Illinois (9/12/2009)
Punt Return	
	None
Kickoff Return	
27	Jones,E.J. vs Illinois (9/12/2009)
Interception Return	
0	Garrett,Chris vs Illinois (9/12/2009)
0	Jones,E.J. vs Eastern Illinois (9/3/2009)
Fumble Return	
	None
Punt	
44	Mazur,Kevin vs Eastern Illinois (9/3/2009)
Field Goal	
45	Kutch,Zach vs Illinois (9/12/2009)

2009 OPPONENT'S 20-YARD PLAYS

Plays by Yards	No.	TD
20-29	5	1
30-39	1	0
40-49	0	0
50-59	0	0
60+	0	0
Total	6	1

Plays by Type	No.	TD
Rushing	3	0
Passing	2	1
Punt returns	0	0
Kick returns	1	0
Interceptions	0	0
Fumble returns	0	0
Total	6	1

THE SPORTS NETWORK POLL

Team (first-place votes)	Pts	Prv Rank
1. Richmond (122)	3,607	1
2. Villanova (13)	3,369	3
3. Northern Iowa (6)*	3,271	4
4. Montana	3,075	5
5. William & Mary 2)	2,865	7
6. New Hampshire (1)	2,701	9
7. James Madison	2,618	6
8. McNeese State (1)	2,358	16
9. Southern Illinois*	2,296	8
10. Appalachian State	2,241	2
11. Elon	2,219	10
12. Cal Poly	1,885	12
13. Weber State	1,719	11
14. Wofford	1,612	14
15. South Carolina State (1)	1,515	15
16. Central Arkansas	1,503	13
17. Massachusetts	1,346	17
18. South Dakota State*	1,089	21
19. Texas State	977	19
20. Maine	973	20
21. Eastern Washington	572	18
22. Eastern Kentucky	505	22
23. Holy Cross	476	25
24. Jacksonville State	471	23
25. Harvard Crimson	267	24

*Missouri Valley Football Conference member
 Illinois State opponent

THE FCS COACHES' POLL

Team (first-place votes)	Pts	Prv Rank
1. Richmond (26)	674	1
2. Villanova	637	3
3. Montana	598	4
4. Northern Iowa*	588	5
5. William & Mary	535	7
6. James Madison	517	6
7. New Hampshire	507	9
8. Southern Illinois*	480	8
9. Appalachian State	445	2
10. McNeese State (1)	421	16
11. Elon	403	11
12. Weber State	373	10
13. Central Arkansas	350	12
14. Cal Poly	344	13
15. Wofford	308	14
16. South Carolina State	260	15
17. Massachusetts	235	18
18. Texas State	194	21
19. Maine	159	20
20. Eastern Washington	140	17
21. South Dakota State*	134	25
22. Jacksonville State	115	21
23. Eastern Kentucky	66	23
24. Liberty	57	24
25. Harvard	46	22

*Missouri Valley Football Conference member
 Illinois State opponent

REDBIRDS IN THE POLLS

	TSN	FCS
Week 1	NR	NR
Week 2	NR	NR

ILLINOIS STATE'S SCORING DRIVES/PLAYS

Qtr.	Opponent	Time	Scoring Play	Conversion	Plays-Yds.	TOP	Score
3	at Eastern Illinois	3:58	Graves 3 yd pass from Kiel	Mazur rush failed	9-60	4:03	6-21
3	at Illinois	8:42	Salem 3 yd pass from Brown	Kutch kick	8-74	3:03	7-31
3	at Illinois	1:56	Kutch 45 yd field goal		7-28	2:16	10-31
4	at Illinois	5:51	Salem 15 yd pass from Brown	Kutch kick	8-73	3:30	17-45

Average Scoring Drive/Play Stats

Plays: 8 per drive; Yards: 58.75 per drive; Average Drive Time: 3:13
 4 scoring drives; 32 plays; 235 yards

Highs/Lows

Longest Drive (time)

3:58 (9 plays, 60 yards, Graves 3-yard pass from Kiel)

Shortest Drive (time)

2:16 (7 plays, 28 yards, Kutch 42-yard field goal)

Longest Drive (yards)

74 at Illinois (8 plays, 74 yards, Salem 3-yard pass from Brown)

Shortest Drive (yards)

27 at Illinois (7 plays, 28 yards, Kutch 42-yard field goal)

OPPONENT SCORING DRIVES/PLAYS

Qtr.	Opponent	Time	Scoring Play	Conversion	Plays-Yds.	TOP	Score
2	at Eastern Illinois	11:59	WILLIAMS 6 yd run	SIGNOR kick	8-60	4:05	0-7
2	at Eastern Illinois	0:14	POTEMPA 10 yd pass from CHRISTENSEN	SIGNOR kick	9-67	1:12	0-14
3	at Eastern Illinois	8:01	WRIGHT 12 yd pass from CHRISTENSEN	SIGNOR kick	9-72	4:46	0-21
1	at Illinois	11:52	Ford, J. 1 yd run	Eller, M. kick	2-50	0:34	0-7
1	at Illinois	3:43	McGee, E. 1 yd run	Eller, M. kick	8-57	3:36	0-14
2	at Illinois	12:01	Duvalt, C. 27 yd pass from McGee, E.	Eller, M. kick	6-63	3:21	0-21
2	at Illinois	7:44	Eller, M. 38 yd field goal		4-0	1:53	0-24
3	at Illinois	11:45	Dufrene, D. 24 yd run	Eller, M. kick	8-69	3:15	0-31
4	at Illinois	13:49	McGee, E. 11 yd run	Eller, M. kick	7-78	3:07	10-38
4	at Illinois	9:21	Green, J. 22 yd run	Eller, M. kick	4-95	1:25	10-45

NATIONAL RANKINGS

Team Statistics	Rank	Avg.
Rushing Offense	105	32.0
Passing Offense	18	260.0
Total Offense	70	292.0
Scoring Offense	89	11.50
Rushing Defense	104	300.50
Pass Efficiency Defense	94	160.01
Total Defense	95	466.0
Scoring Defense	93	38.0
Net Punting	65	32.27
Punt Returns	T-93	0.00
Kickoff Returns	54	20.00
Turnover Margin	T-42	0.00
Pass Defense	40	165.50
Passing Efficiency	46	128.76
Sacks	48	1.50
Tackles for Loss	T-50	6.00
Sacks Allowed	86	3.00

Individual Statistics in the Top-50

Matt Brown – Passing Efficiency	49	122.63
Eyad Salem – Receptions	T-30	6.00
Ben Graves – Receptions	T-39	5.50
E. J. Jones – Interceptions	T-45	0.50
Chris Garrett – Interceptions	T-45	0.50

ILLINOIS STATE SITUATIONAL STATS

	2009
Playing at home	0-0
Playing on the road	0-2
Playing on a neutral field	0-0
Playing at night	0-2
Playing during the day	0-0
ISU scores on first possession	0-0
Opponent scores on first possession	0-1
ISU scores first	0-0
Opponent scores first	0-2
ISU leads after 1st quarter	0-0
Opponent leads after 1st quarter	0-1
ISU leads at halftime	0-0
Opponent leads at halftime	0-2
ISU leads after 3rd quarter	0-0
Opponent leads after 3rd quarter	0-2
Game goes into overtime	0-0
ISU has more total yards	0-0
Opponent has more total yards	0-2
ISU has more rushing yards	0-0
Opponent has more rushing yards	0-2
ISU has more passing yards	0-1
Opponent has more passing yards	0-1
ISU has more turnovers	0-1
Opponent has more turnovers	0-1
Teams have equal turnovers	0-0
ISU has more penalties	0-1
Opponent has more penalties	0-1
ISU has more time of possession	0-1
Opponent has more time of possession	0-1
ISU has 100-yard rusher	0-0
Opponent has 100-yard rusher	0-1
ISU scores at least 20 points	0-0
Opponent scores at least 20 points	0-2
ISU throws for 300 yards	0-1
Opponent throws for 300 yards	0-0
Playing on natural grass	0-0
Playing on artificial surface	0-2
ISU defense scores	0-0
Opponent defense scores	0-0
ISU returns KO/Punt for TD	0-0
Opponent returns KO/Punt for TD	0-0

ILLINOIS STATE INDIVIDUAL

Rushed for 100 yards	156, Walter Mendenhall vs. Southern Illinois, 11-21-08
Rushed for 200 yards	225, Walter Mendenhall vs. Youngstown State, 11-1-08
Passed for 200 yards	283, Kevin Brockway vs. Youngstown State, 11-1-08
Passed for 300 yards	312, Matt Brown at Illinois, 9-12-09
Passed for 400 yards	440, Luke Drone vs. Indiana State, 11-12-05
Had 10 receptions	11, Eyad Salem at Western Illinois, 11-15-08
Had 100 yards receiving	103, Eyad Salem at Illinois, 9-12-09
Returned a punt for a TD	Tom Nelson (82 yards) at Murray State, 9-13-08
Returned a kickoff for a TD	Tom Nelson (97 yards) at Western Illinois, 11-15-08
Returned an interception for a TD	Jesse Caesar (45 yards) at Eastern Illinois, 11-25-06
Returned a fumble for a TD	James Temple (56 yards) vs. Western Kentucky, 10-8-05
Returned a blocked FG for a TD	Armando Andrade (85 yards) vs. W. Va. Tech, 8-31-00
Returned a blocked punt for a TD	Justin Frierson (28 yards) vs. Prairie View A&M, 10-21-00
Rushed for three touchdowns	3, Walter Mendenhall at Western Illinois, 11-15-08
Threw three touchdown passes	3, Luke Drone at North Dakota State, 11-3-07
Caught three touchdown passes	3, Laurént Robinson vs. Indiana State, 11-12-05
Kicked three field goals	4, Kevin Mazur vs. Central Arkansas, 9-9-06
Had a 70-yard run from scrimmage	77, Geno Blow at Youngstown State, 10-20-07
Had a 70-yard pass completion	70, Kevin Brockway to Warren McCarty at South Dakota St., 11-8-08
Had 20 tackles	22, Cameron Siskowic vs. Eastern Illinois, 9-16-06
Had a 50-yard field goal	50, Stephen Carroll at S. Illinois, 10-14-03
Had a 70-yard punt	77, Bobby Kelsey at Murray State, 9-13-08

ILLINOIS STATE TEAM

400 yards rushing	410 at Indiana State, 10-4-08
300 yards rushing	351 vs. Missouri State, 10-18-08
400 yards passing	440 vs. Indiana State, 11-12-05
300 yards passing	354 at Illinois, 9-12-09
500 yards total offense	513 vs. Youngstown State, 11-1-08
30 first downs	30 at Indiana State, 10-4-08
50 points	54 vs. Youngstown State, 11-1-08
Scored a safety	vs. Missouri State, 10-18-08
Posted a shutout	Illinois State 42, Murray State 0, 9-24-05
Held an opponent under 100 yards rushing	99 at Indiana State, 10-4-08
Held an opponent under 100 yards passing	66 vs. North Dakota State, 10-25-08
Held an opponent under 200 total yards	113 at Indiana State, 10-4-08
Held an opponent under 100 total yards	87 vs. Lincoln, 9-1-84
Blocked a punt	at Western Illinois, 11-15-08
Blocked a field goal	vs. Drake, 9-10-05
Blocked an extra point attempt	vs. North Dakota State, 10-25-08

OPPONENT INDIVIDUAL

Rushed for 100 yards	137, Jason Ford, Illinois, 9-12-09
Rushed for 200 yards	243, Herb Donaldson, Western Illinois, 11-15-08
Passed for 200 yards	237, Ryan Berry, South Dakota State, 11-8-08
Passed for 300 yards	347, Brandon Summers, Youngstown State, 11-1-08
Passed for 400 yards	460, A.J. Porter, Missouri State, 11-8-03
Had 10 receptions	10, Marcus Harris, Murray State, 9-13-08
Had 100 yards receiving	136, Jones & 100, Barnes, Youngstown State, 11-1-08
Returned a punt for a TD	64, Jeremy Maclin, Missouri, 9-22-07
Returned a kickoff for a TD	Steven Rush (100 yards), Missouri State, 10-9-04
Returned an interception for a TD	Cale Hunt (24 yards), Drake, 8-30-07
Returned a fumble for a TD	Jamal Crook (0 yards), Murray State, 9-13-08
Returned a blocked FG for a TD	Travis Williams (66 yards), Illinois, 9-6-03
Returned a blocked punt for a TD	Jason Newell (5 yards), Southern Illinois, 10-6-01
Rushed for three touchdowns	3, Herb Donaldson, Western Illinois, 11-15-08
Threw three touchdown passes	3, Jake Christiansen, 9-3-09
Caught three touchdown passes	3, Glen Fox, South Dakota State, 11-8-08
Kicked three field goals	3, Billy Hallgren, Northern Iowa, 9-29-07
Had a 70-yard run from scrimmage	71, Josh Lee, Youngstown State, 11-1-08
Had a 70-yard pass completion	77, Cody Kirby to Justin Fuseller, Missouri State, 10-18-08
Had 20 tackles	23, Nathan Williams, Murray State, 9-13-08
Had a 50-yard field goal	52, Kyle Dougherty, Southern Illinois, 11-21-08
Had a 70-yard punt	74, Jim Hannula, Northern Illinois, 9-30-78

OPPONENT TEAM

400 yards rushing	413, North Dakota State, 10-25-08
300 yards rushing	384, Illinois, 9-12-09
400 yards passing	460, Missouri State, 11-8-03
300 yards passing	347, Youngstown State, 11-1-08
500 yards total offense	548, Illinois, 9-12-09
30 first downs	31, Missouri, 9-22-07
50 points	58, Missouri State, 10-6-07
Scored a safety	North Dakota State, 10-25-08
Posted a shutout	Florida Atlantic 28, Illinois State 0, 11-20-04
Held ISU under 100 yards rushing	44, Illinois, 9-12-09
Held ISU under 100 yards passing	96, North Dakota State, 10-25-08
Held ISU under 200 total yards	147, North Dakota State, 10-25-08
Held ISU under 100 total yards	94, Central State, 9-9-89
Blocked a punt	Drake, 9-10-05
Blocked a field goal	Missouri State, 10-18-08
Blocked an extra point attempt	Murray State, 9-8-07

Illinois State 6, Eastern Illinois 31

Sept. 3, 2009 • Charleston, Ill. • O'Brien Field
Attendance: 10,013

■ GAME SUMMARY

ISU Drops Season-Opener to Marshall, 35-10

CHARLESTON, Ill. – Illinois State quarterback Drew Kiel was nearly perfect, completing 20-of-22 passes, but the effort wasn't enough to keep pace with Eastern Illinois in a 31-6 season-opening loss at O'Brien Field.

Kiel, who started the game with 15 consecutive completions, threw for 140 yards and connected with Ben Graves for a score in the fourth quarter - the Redbirds' lone tally of the contest. On the other side, Jake Christensen threw three touchdown passes in his Eastern Illinois' debut and the Panthers used a varied ground attack to outgain the Redbirds 384-186 in total yards.

Geno Blow was the Redbirds' top rusher with 13 carries for 37 yards as the Panthers limited the Illinois State ground game to 20 total yards. Kiel connected with seven different receivers in the game, most frequently with **Casey Cline**, who finished with six catches for 69 yards. Graves and **Eyad Salem** each had five catches in the loss. **Jermaine Malcolm** led the Redbirds defensively with a career-high 10 tackles.

Kiel finished the first half 10-for-10 and moved the Redbirds into Eastern territory on the team's first two drives of the game, but a botched field goal attempt and a lost fumble left ISU with nothing to show for the effort.

Illinois State's defense stopped the Panthers on their first two drives, but a six-yard run by Mon Williams gave Eastern Illinois a 7-0 lead early in the second quarter. Illinois State cornerback **E.J. Jones** picked off Christensen in the end zone for his first career interception, but EIU went up 14-0 after Christensen hit Jimmy Potempa with 14 seconds left in the first half. Christensen and the Panthers pushed the lead to 21-0 with another strike to early in the third quarter.

Kiel threw his first incomplete pass deep inside Panther territory after 15 attempts, but later put Illinois State in the end zone with a three-yard loss to Graves. The extra point failed after another snap mishap.

Eastern Illinois added another touchdown at the beginning of the fourth and kicked a field goal to reach the final score. Williams finished with 87 yards on the ground for the Panthers and Chavon Walker carried 10 times for 68 yards. The Panthers rushed for 217 yards as a team.

■ SCORING SUMMARY

SCOREBOARD	1	2	3	4	FINAL
ILLINOIS STATE (0-1)	0	0	6	0	6
Eastern Illinois (1-0)	0	14	7	10	31

SECOND QUARTER

EIU – Williams 6-yards run (Signor kick), 11:59

EIU – Potempa 10-yard pass from Christensen (Signor kick), 00:14

THIRD QUARTER

EIU – Wright 12-yard pass from Christensen (Signor kick), 8:01

ISU – Graves 3-yard pass from Kiel (Mazur rush failed), 3:58

FOURTH QUARTER

EIU – Ricks 25-yard pass from Christensen (Signor kick), 14:53

EIU – Signor 18-yard field goal, 8:58

■ TEAM STATISTICS

	ISU	EIU
First Downs	14	24
Rushing Attempts-Yards	26-20	41-217
Passing	25-30-0	14-23-1
Passing Yards	166	167
Total Offense	186	384
Fumbles-Lost	1-1	1-1
Penalties-Yards	6-60	4-40
Time of Possession	29:21	30:39

■ INDIVIDUAL STATISTICS

RUSHING: (ISU) – Blow 13-37, Gordon 3-8, Kiel 5-6, Brown 3-(-5), Mazur 1-(-24). (EIU) – Williams 16-87-1, Walker 10-68, Potempa 4-27, Lora 1-24, Ward 1-21, Christensen 3-(-10).

PASSING: (ISU) – Kiel 20-22-0-140, Brown 5-8-0-26. (EIU) – Christensen 14-22-1-167, Reeder 0-1-0-0.

RECEIVING: (ISU) – Cline 6-69, Graves 5-23-1, Salem 5-17, Blow 4-25, King 3-17, White 1-15, Valdez 1-0. (EIU) – Potempa 3-22-1, Watkins 2-39, Lora 2-23, Wright 2-21, Ricks 1-25, Whittaker 1-15, Vehovic 1-9, Williams 1-9, Walker 1-4.

TACKLE LEADERS: (ISU) – Malcolm 3-7-10, Phelps 4-5-9, Davis 1-7-8, Trujillo 2-5-7, Jones 3-3-6. (EIU) – Nasli 4-5-9, Leman 1-7-8, James 5-0-5, Arrington 4-1-5, Kickels 3-2-5.

Illinois State 17, Illinois 45

Sept. 12, 2009 • Champaign, Ill. • Memorial Stadium
Attendance: 62,347

■ GAME SUMMARY

Fighting Illini Run Past Redbirds, 45-17

CHAMPAIGN, Ill. - Matt Brown used his first collegiate start to post Illinois State's first 300-yard passing performance since 2006, but the aerial attack was overshadowed by 384 yards on the ground as Illinois ran past the Redbirds, 45-17, at Memorial Stadium Saturday night.

Brown, a redshirt freshman starting in place of the injured Drew Kiel, completed 27-of-47 passes for 312 yards and two scores - both to Eyad Salem. The mark was the first over 300 for an Illinois State (0-2) quarterback since Luke Drone threw for 305 yards against Missouri State, Nov. 4, 2006. Salem was one of nine Redbirds to catch a pass in the game and finished with a team-best seven catches for 103 yards.

Illinois (1-1) didn't waste any time moving the football on the ground as quarterback Juice Williams scrambled 49 yards on the Fighting Illini's first offensive play from scrimmage. Williams was lost for the game with a strained quadriceps muscle after the play, but it set-up a one-yard touchdown run by Jason Ford, led all rushers with 137 yards, to give the Illini a 7-0 lead.

Illinois continued to run the ball with Eddie McGee guiding the offense under center and collected 136 yards on the ground while building a 24-0 lead by halftime. The Fighting Illini made it 31-0 with a 24-yard run by Daniel Dufrene early in the third quarter.

The Redbirds finally got on the board in the third quarter when Brown found Salem his first touchdown, a three-yard strike. That play was set-up by a 41-yard pass from Brown to Illinois State running back Geno Blow, who was wide open coming out of the backfield. Illinois State added a 45-yard field goal by Zach Kutch later in the quarter to make it 31-10. Brown found Salem again in the fourth quarter before leaving the game for freshman Matt Lancaster.

Defensively, Illinois State was led by Kelvyn Hemphill's 14 tackles. Redbird cornerback Chris Garrett notched his first career interception in the first half when he picked off McGee in the end zone.

■ SCORING SUMMARY

SCOREBOARD	1	2	3	4	FINAL
ILLINOIS STATE (0-2)	0	0	10	7	17
Illinois (1-1)	14	10	7	14	45

FIRST QUARTER

ILL – Ford 1-yard run (Eller kick), 11:52

ILL – McGee 1-yard run (Eller kick), 3:43

SECOND QUARTER

ILL – Duvall 27-yard pass from McGee (Eller kick), 12:01

ILL – Eller 38-yard field field goal, 7:44

THIRD QUARTER

ILL – Dufrene 24-yard run (Eller kick), 11:45

ISU – Salem 3-yard pass from Brown (Kutch kick), 8:42

ISU – Kutch 45-yard field field goal, 1:56

FOURTH QUARTER

ILL – McGee 11-yard run (Eller kick), 13:49

ILL – Green 22-yard run (Eller kick), 9:21

ISU – Salem 15-yard pass from Brown (Kutch kick), 5:51

■ TEAM STATISTICS

	ISU	ILL
First Downs	21	24
Rushing Attempts-Yards	20-44	46-384
Passing	31-52-2	13-17-1
Passing Yards	354	164
Total Offense	398	548
Fumbles-Lost	2-1	3-1
Penalties-Yards	7-65	13-115
Time of Possession	30:59	29:01

■ INDIVIDUAL STATISTICS

RUSHING: (ISU) – Blow 9-46, Lancaster 1-5, Gordon 5-3, Brown 5-(-10). (ILL) – Ford 10-137-1, Dufrene 5-61-1, Green 7-56-1, McGee 18-55-2, Williams 1-49, Pollard 5-26.

PASSING: (ISU) – Brown 27-45-1-312, Lancaster 4-7-1-42. (ILL) – McGee 13-17-1-164.

RECEIVING: (ISU) – Salem 7-103-2, Graves 6-65, Walker 5-44, King 4-38, Blow 3-51, Knecht 2-27, Venson 2-17, Cline 1-11, Harcar 1-(-2). (ILL) – Fayson 4-39, Hoomanawanui 3-51, Ford 2-26, Duvall 1-27, Sykes 1-11, Dufrene 1-6, Green 1-4.

TACKLE LEADERS: (ISU) – Hemphill 9-5-14, Jones 6-1-7, Siskowic 3-4-7, Broome 2-5-7. (ILL) – Edwards 7-1-8, Ellington 5-3-8, Wilson 5-1-6, Bellamy 5-0-5.



GAME 1



GAME 2

EASTERN ILLINOIS PANTHERS (2-0, 0-0)

S3	ILLINOIS STATE	W, 31-6
S12	at Indiana State	W, 31-0
S19	at Southeast Missouri State*	6 p.m.
S26	at Austin Peay*	6 p.m.
O3	EASTERN KENTUCKY	1:30 p.m.
O10	at Penn State	TBA
O17	TENNESSEE TECH*	1:30 p.m.
O24	at Jacksonville State*	1 p.m.
O31	at Murray State*	1 p.m.
N14	UT-MARTIN*	1:30 p.m.
N19	TENNESSEE STATE*	5:30 p.m.

ILLINOIS FIGHTING ILLINI (1-1, 0-0)

S5	vs. Missouri	L, 9-37
S12	ILLINOIS STATE	W, 45-17
S26	at Ohio State*	TBA
O3	PENN STATE*	TBA
O10	MICHIGAN STATE*	11 a.m.
O17	at Indiana*	6 p.m.
O24	at Purdue*	TBA
O31	MICHIGAN*	2:30 p.m.
N7	at Minnesota*	TBA
N14	NORTHWESTERN*	TBA
N27	at Cincinnati	TBA
D5	FRESNO STATE	11:30 a.m.

AUSTIN PEAY GOVERNORS (1-1, 0-0)

S5	NEWBERRY	W, 34-23
S12	at Youngstown State	L, 21-38
S19	at Illinois State	6:30 p.m.
S26	EASTERN ILLINOIS*	6 p.m.
O3	at Tennessee Tech*	7 p.m.
O10	at Southeast Missouri State*	1 p.m.
O24	EASTERN KENTUCKY*	6 p.m.
O31	JACKSONVILLE STATE*	4 p.m.
N7	at Murray State*	1 p.m.
N14	TENNESSEE STATE*	4 p.m.
N21	at UT-Martin	1 p.m.

SOUTH DAKOTA STATE JACKRABBITS (1-0, 0-0)

S12	GEORGIA SOUTHERN	W, 44-6
S19	INDIANA STATE*	6 p.m.
S26	at Illinois State*	7 p.m.
O3	at Cal-Poly	8:05 p.m.
O10	at Missouri State*	2 p.m.
O17	NORTH DAKOTA STATE*	6 p.m.
O24	NORTHERN IOWA*	2 p.m.
O31	at Youngstown State*	3 p.m.
N7	SOUTHERN ILLINOIS*	1 p.m.
N14	at Minnesota	TBA
N21	at Western Illinois*	1:05 p.m.

NORTH DAKOTA STATE BISON (0-2, 0-0)

S3	at Iowa State	L, 17-34
S12	at Sam Houston State	L, 45-48
S19	WAGNER	6 p.m.
S26	at Southern Illinois*	6 p.m.
O3	ILLINOIS STATE*	1 p.m.
O10	NORTHERN IOWA*	3 p.m.
O17	at South Dakota State	6 p.m.
O24	MISSOURI STATE*	6 p.m.
O31	at Western Illinois*	1:05 p.m.
N14	at Indiana State*	11:05 p.m.
N21	YOUNGSTOWN STATE*	1 p.m.

SOUTHERN ILLINOIS SALUKIS (0-1, 0-0)

S5	at Marshall	L, 28-31
S19	SOUTHWEST BAPTIST	6 p.m.
S26	NORTH DAKOTA STATE*	6 p.m.
O3	at Western Illinois*	6:05 p.m.
O10	ILLINOIS STATE*	2 p.m.
O17	at Northern Iowa*	4:05 p.m.
O24	YOUNGSTOWN STATE*	3 p.m.
O31	at Indiana State*	11:05 p.m.
N7	at South Dakota State*	1 p.m.
N14	MISSOURI STATE*	2 p.m.
N21	at Southeast Missouri State*	1 p.m.

INDIANA STATE SYCAMORES (0-2, 0-0)

A27	QUINCY	L, 20-26 (OT)
S5	at Louisville	L, 10-30
S12	EASTERN ILLINOIS	L, 0-31
S19	at South Dakota State*	6 p.m.
S26	YOUNGSTOWN STATE*	11 a.m.
O3	at Northern Iowa*	4:05 p.m.
O17	at Illinois State*	2 p.m.
O24	WESTERN ILLINOIS*	2:05 p.m.
O31	SOUTHERN ILLINOIS*	11:05 a.m.
N7	at Missouri State*	1 p.m.
N14	NORTH DAKOTA STATE*	11:05 a.m.

MISSOURI STATE BEARS (1-1, 0-0)

S5	vs. Arkansas	L, 10-48
S12	UT-MARTIN	W, 24-14
S19	MURRAY STATE	6 p.m.
S26	NORTHERN IOWA*	1 p.m.
O3	at Youngstown State*	5 p.m.
O10	SOUTH DAKOTA STATE*	2 p.m.
O17	at Western Illinois*	3:05 p.m.
O24	at North Dakota State*	6 p.m.
O31	ILLINOIS STATE*	1 p.m.
N7	INDIANA STATE*	1 p.m.
N14	at Southern Illinois*	2 p.m.

WESTERN ILLINOIS FIGHTING LEATHERNECKS (1-1, 0-0)

S3	at Sam Houston State	W, 35-28
S12	at Northern Illinois	L, 7-41
S19	Stephen F. Austin	6:05 p.m.
O3	SOUTHERN ILLINOIS*	6:05 p.m.
O10	at Youngstown State*	5 p.m.
O17	MISSOURI STATE*	3:05 p.m.
O24	at Indiana State*	2:05 p.m.
O31	NORTH DAKOTA STATE*	1:05 p.m.
N7	at Illinois State*	1 p.m.
N14	at Northern Iowa*	6:35 p.m.
N21	SOUTH DAKOTA STATE*	1:05 p.m.

YOUNGSTOWN STATE PENGUINS (1-1, 0-0)

S5	at Pittsburgh	L, 3-38
S12	AUSTIN PEAY	W, 38-21
S19	at Northeastern	Noon
S26	at Indiana State*	11 a.m.
O3	MISSOURI STATE*	5 p.m.
O10	WESTERN ILLINOIS*	5 p.m.
O24	at Southern Illinois*	3 p.m.
O31	SOUTH DAKOTA STATE*	3 p.m.
N7	at Northern Iowa*	4:05 p.m.
N14	ILLINOIS STATE*	Noon
N21	at North Dakota State*	1 p.m.

NORTHERN IOWA PANTHERS (1-1, 0-0)

S5	at Iowa	L, 16-17
S12	SOUTH DAKOTA	W, 66-7
S19	ST. FRANCIS (PA)	4:05 p.m.
S26	at Missouri State*	1 p.m.
O3	INDIANA STATE*	4:05 p.m.
O10	at North Dakota State*	3 p.m.
O17	SOUTHERN ILLINOIS*	4:05 p.m.
O24	at South Dakota State*	2 p.m.
N7	YOUNGSTOWN STATE*	4:05 p.m.
N14	WESTERN ILLINOIS*	6:35 p.m.
N21	at Illinois State*	Noon