



# ILLINOIS FIGHTING ILLINI BASKETBALL

**Game #25 // Illinois (16-8, 8-3) at #11/13 Wisconsin (18-5, 8-3)  
Feb. 9, 2010 // 6 pm CT // Madison, Wis. // Kohl Center (17,230)**

**TV:** BTN - Dave Revsine (Play-By-Play), Jim Jackson (Analysis)

**Radio:** Illini Sports Network - Brian Barnhart (Play-By-Play), Jerry Hester (Analysis), Loren Tate (Reports)

**Satellite Radio:** Sirius-90, XM-196

## ILLINOIS 2009-10 SCHEDULE & RESULTS

DATE	OPPONENT	TIME/RESULT	TV/STREAK
<b>NOVEMBER</b>			
13	SIU-EDWARDSVILLE	W, 96-69	W-1
17	NORTHERN ILLINOIS	W, 80-61	W-2
21	PRESBYTERIAN [1]	W, 94-48	W-3
24	WOFFORD [1]	W, 78-64	W-4
27	vs. Utah [2]	L, 58-60	L-1
28	vs. Bradley [2]	L, 68-72	L-2
<b>DECEMBER</b>			
2	at #18/19 Clemson [3]	W, 76-74	W-1
5	BOISE STATE	W, 84-77	W-2
8	#-/24 VANDERBILT	W, 79-68	W-3
13	WESTERN MICHIGAN	W, 88-53	W-4
19	vs. Georgia [4]	L, 67-70	L-1
23	vs. Missouri [5]	L, 68-81	L-2
30	#25/- NORTHWESTERN	W, 89-83 (OT)	W-1
<b>JANUARY</b>			
2	vs. #-/22 Gonzaga [6]	L, 83-85 (OT)	L-1
5	IOWA	W, 59-42	W-1
9	at Indiana	W, 66-60	W-2
12	PENN STATE	W, 54-53	W-3
16	at #7/8 Michigan State	L, 63-73	L-1
19	#13/15 PURDUE	L, 78-84	L-2
23	at Northwestern	L, 68-73	L-3
27	at Penn State	W, 77-67	W-1
30	INDIANA	W, 72-70	W-2
<b>FEBRUARY</b>			
3	at Iowa	W, 57-49	W-3
6	#5/5 MICHIGAN STATE	W, 78-73	W-4
9	at #11/13 Wisconsin	6 pm	BTN
14	#13/16 OHIO STATE	Noon	CBS
20	at #6/6 Purdue	3 pm	ESPN
23	at Michigan	6 pm	ESPN
27/28	MINNESOTA	TBA	TBA
<b>MARCH</b>			
2	at #13/16 Ohio State	8 pm	ESPN
6/7	#11/13 WISCONSIN	TBA	TBA
11-14	Big Ten Tournament [7]	TBA	TBA

Home Games in **BOLD** // All Times Listed are Central

- [1] - Las Vegas Invitational
- [2] - HoopTV Las Vegas Invitational - Orleans Arena, Las Vegas
- [3] - Big Ten/ACC Challenge
- [4] - Gwinnett Center, Duluth, Ga.
- [5] - Busch Braggin' Rights - Scottrade Center, St. Louis
- [6] - United Center, Chicago
- [7] - Consecro Fieldhouse, Indianapolis

## ILLINOIS SPORTS INFORMATION

**Address:** 1700 S. Fourth St., Champaign, IL 61820

**Office:** 217-333-1391 // **Fax:** 217-333-5540

**Basketball SID:** Derrick Burson

**Email:** burson@illinois.edu

**Office:** 217-333-0933 // **Cell:** 217-766-7315

[www.fightingillini.com](http://www.fightingillini.com)

## PROBABLE STARTERS

Pos.	No.	Name	Ht.	Wt.	Yr.	PPG	RPG	APG	Other
G	32	Demetri McCamey	6-3	200	Jr.	15.4	3.1	6.4	48.8 FG%
G	1	D.J. Richardson	6-3	185	Fr.	11.2	2.6	2.5	44.2 3FG%
F	30	Bill Cole	6-9	215	Jr.	3.9	2.9	1.1	16 blocks
F	42	Tyler Griffey	6-9	225	Fr.	3.4	1.7	0.3	52.9 FG%
C	54	Mike Tisdale	7-1	235	Jr.	11.7	6.2	0.8	42 blocks

## OFF THE BENCH

Pos.	No.	Name	Ht.	Wt.	Yr.	PPG	RPG	APG	Other
G	2	Joseph Bertrand	6-5	185	Fr.	<i>considering redshirt</i>			
G	3	Brandon Paul	6-4	195	Fr.	8.6	2.7	1.4	25 steals
G	13	Jeff Jordan	6-1	185	Jr.	1.8	1.6	2.2	43.6 FG%
G	15	Bubba Chisholm	5-11	180	Sr.	0.6	0.1	0.0	10 min
C	21	Stan Simpson	6-10	230	r-Fr.	0.8	0.4	0.4	1 block
F	23	Dominique Keller	6-7	230	Sr.	5.8	2.6	0.8	48.8 FG%
F	24	Mike Davis	6-9	220	Jr.	10.7	8.5	1.0	51 off. reb.
C	50	Richard Semrau	6-10	245	r-Jr.	1.9	1.8	0.3	9-12 FG

## COACHING STAFF

<b>Head Coach:</b>	Bruce Weber
<b>Career Record:</b>	271-119/695 (12th year)
<b>At Illinois:</b>	168-65/721 (7th year)
<b>Associate Head Coach:</b>	Wayne McClain (9th year)
<b>Assistant Coaches:</b>	Jay Price (7th year), Jerrance Howard (3rd year)
<b>Assistant to the Head Coach:</b>	Gary Nottingham (7th year)
<b>Director of Basketball Operations:</b>	Sean Harrington (2nd year)

## SERIES NOTES VS. WISCONSIN

<b>Series Record:</b>	Illinois leads 107-74
<b>Last Meeting:</b>	Wisconsin 63, Illinois 50 (Feb. 5, 2009 at Madison)
<b>Series Streak:</b>	Wisconsin W-1
<b>Record at Madison:</b>	Wisconsin leads 52-38
<b>Series Streak at Madison:</b>	Wisconsin W-2
<b>Weber vs. Wisconsin:</b>	6-8

## Opening Tips

- Illinois carries a season-long four-game winning streak into Tuesday night's game at Wisconsin. It is the third time this year the Illini have won four consecutive games.
- With an 8-3 record, Illinois is tied for second place in the Big Ten standings with Tuesday's opponent, Wisconsin, as well as Ohio State. All three teams trail Michigan State by one game.
- In facing No. 11/13 Wisconsin, Illinois plays its second of four-consecutive games versus Top 25 opponents.
- Wisconsin is known for its impressive homecourt record in Big Ten play under Coach Bo Ryan. The Badgers have only lost five conference games at the Kohl Center in Ryan's nine seasons. Two of those five losses have been to the Illini, in 2005 and 2006.
- After shooting 39.5 percent (145-367) from the field over a six-game stretch from Jan. 2-19, Illinois has shot better than 50 percent in three of the last five games, combining to shoot 50.8 percent (128-252) over those five games.
- Illinois' win over No. 5 Michigan State on Saturday marked its first victory over a top-five opponent since defeating No. 4 Louisville in the Final Four on April 2, 2005. It was the UI's first win at home over a top-five team since beating No. 1 Wake Forest at the Assembly Hall on Dec. 1, 2004.
- Illinois plays its eighth ranked opponent this season in No. 11/13 Wisconsin. The Illini are 4-3 against Top 25 teams, with victories at No. 18/19 Clemson on Dec. 2, No. 24 Vanderbilt (Coaches poll) on Dec. 8, No. 25 North-

**2009-10 ILLINOIS NUMERICAL ROSTER**

No.	Name	Pos.	Ht.	Wt.	Yr.	Hometown	Notes
1	D.J. Richardson	G	6-3	185	Fr.	Peoria, Ill.	Parade Magazine Fourth-Team All-American
2	Joseph Bertrand	G	6-5	185	Fr.	Sterling, Ill.	Two-time IHSA Class 3A Slam Dunk Champion
3	Brandon Paul	G	6-4	195	Fr.	Gurnee, Ill.	2009 Illinois Mr. Basketball
13	Jeff Jordan **	G	6-1	185	Jr.	Highland Park, Ill.	Point guard had 2.5 assist/turnover ratio last season
15	Bubba Chisholm *	G	5-11	180	Sr.	Champaign, Ill.	Second year walk-on was an Academic All-American at Lincoln Land CC
21	Stan Simpson	C	6-10	230	r-Fr.	Chicago, Ill.	Former First-Team All-State pick redshirted last season
23	Dominique Keller *	F	6-7	230	Sr.	Port Arthur, Texas	Averaged 5.9 points on 52 percent shooting as a junior
24	Mike Davis **	F	6-9	220	Jr.	Alexandria, Va.	Led Big Ten with nine double-doubles last year
30	Bill Cole **	F	6-9	215	Jr.	Peoria, Ill.	Wing began to see more playing time at end of last season
32	Demetri McCamey **	G	6-3	200	Jr.	Bellwood, Ill.	UI's top scorer last year (11.5 ppg) also led Big Ten in assists in league play
42	Tyler Griffey	F	6-9	225	Fr.	Wildwood, Mo.	Lafayette High School's all-time leading scorer and rebounder
50	Richard Semrau **	C	6-10	245	r-Jr.	Grafton, Ohio	Scored career-high nine points last year vs. Tulsa
54	Mike Tisdale **	C	7-1	235	Jr.	Riverton, Ill.	Participated in USA Basketball World University Game Trials last summer

**Head Coach:** Bruce Weber (12 year overall, 7th year at Illinois)

**Associate Head Coach:** Wayne McClain (9th year)

**Assistant Coaches:** Jay Price (7th year), Jerrance Howard (3rd year)

**Assistant to the Head Coach:** Gary Nottingham (7th year)

**Director of Basketball Operations:** Sean Harrington (2nd year)

**Video Coordinator:** Matt Scaletta

**Athletic Trainer:** Al Martindale

**Strength and Conditioning Coach:** Jimmy Price

**Pronunciation Guide**

Joseph BERTRAND	BER-trand
Bubba CHISHOLM	CHIZ-um
DEMETRI McCAMEY	duh-MEE-tree mc-CAME-ee
Richard SEMRAU	SEM-rauw (like cow)

**BIG TEN STANDINGS**

	<u>Big Ten</u>	<u>Overall</u>
1. Michigan State	9-2	19-5
2. Wisconsin	8-3	18-5
Ohio State	8-3	18-6
<b>ILLINOIS</b>	<b>8-3</b>	<b>16-8</b>
5. Purdue	7-3	19-3
6. Minnesota	5-5	14-8
7. Northwestern	5-6	16-7
8. Michigan	4-7	11-12
9. Indiana	3-7	9-13
10. Iowa	2-9	8-16
11. Penn State	0-11	8-15

**THIS WEEK IN THE BIG TEN**

**Tuesday, Feb. 9**

Illinois at Wisconsin	6 pm	BTN
Purdue at Michigan State	8 pm	ESPN

**Wednesday, Feb. 10**

Ohio State at Indiana	5:30 pm	BTN
Northwestern at Iowa	7:30 pm	BTN

**Thursday, Feb. 11**

Michigan at Minnesota	6 pm	ESPN
-----------------------	------	------

**Saturday, Feb. 13**

Michigan State at Penn State	11 am	ESPN
Indiana at Wisconsin	1 pm	BTN
Iowa at Purdue	3:30 pm	BTN

**Sunday, Feb. 14**

Ohio State at Illinois	Noon	CBS
Minnesota at Northwestern	4 pm	BTN

western (AP poll) on Dec. 30 and No. 5 Michigan State on Saturday.

- Demetri McCamey tallied his eighth 20-point game of the season with 22 points against Michigan State. He has 15 career 20-point games to lead the Illini.
- McCamey tied his career high in assists with 11 against the Spartans, the most in the Big Ten this year.
- Illinois ranks second in the Big Ten in scoring in conference games, averaging 69.2 points.
- Illinois leads the Big Ten (conference games) in field goal percentage defense (.390) while ranking second in 3-point field goal percentage defense (.297). The Illini led the league in both categories last year.
- Illinois notched its fourth road win of the season, and third in conference play, with last Wednesday's victory at Iowa. Michigan State is the only Big Ten team with more road wins than the Illini (MSU has five overall and four in league play).
- Demetri McCamey has accounted for nearly 49 percent of Illinois' offense in Big Ten play (details on p. 5).
- McCamey's combined scoring (15.4 ppg) and assists (6.4 apg) total of 21.8 ranks 13th among players from the six major conferences who rank among their league leaders in both categories (details on p. 5-6).
- McCamey leads the Big Ten and ranks ninth in the nation in assists with an average of 6.4 apg. He is on pace to have the third-highest single-season average in school history and the best by an Illini since Deron Williams' school-record average of 6.8 assists in 2005.
- McCamey is averaging 7.5 assists in conference play. He has totaled 82 assists in Big Ten games, 31 more than the next closest assists leader.
- McCamey is averaging 18.0 points over the last nine games (140).
- Over the last six games, D.J. Richardson is averaging 13.7 points (82) on 50 percent shooting from the field (25-50), and 46.4 percent from 3-point range (13-28).
- Richardson (all games) ranks second in the Big Ten in 3-point field goal percentage at 44.2 percent (46-104).
- Richardson scored a career-high 20 points at Penn State on Jan. 27, becoming the sixth different UI player to record a 20-point game this season.
- Richardson, Brandon Paul and Tyler Griffey have combined for 542 points, ranking second in the Big Ten behind Indiana for scoring production by true freshmen this season.
- Tisdale (all games) ranks fourth in the conference in field goal percentage (.576), fifth in free throw percentage (.827) and fifth in blocked shots (1.8 bpg).
- Mike Davis ranks second in the Big Ten and 60th in the NCAA in rebounding (8.5 rpg).
- Davis ranks second in the Big Ten in double-doubles this season with nine.
- Davis also ranks second in the Big Ten in career double-doubles with 18, trailing only Ohio State's Evan Turner (23).
- Illinois ranks 15th in the NCAA in assists (16.6 apg) and 19th in the nation in assist/turnover ratio (1.3).
- The Illini rank 16th in the NCAA in 3-point field goal percentage defense (.295)
- Illinois' four leading scorers on the season are in double figures, averaging between 10.7 and 15.4 points.
- The Illini have started six different lineups on the season.
- Illinois has had eight different players score in double figures in a game this season.

**Ticket Information**

A limited number of Illinois men's basketball tickets are available for remaining games. Single-game tickets in C-level range from \$22-\$28. Tickets can be purchased online at [www.fightingillini.com](http://www.fightingillini.com), by phone at 1-866-ILLINI-1, or in person at the Assembly Hall North Ticket Office.

### ILLINI RECORD UNDER BRUCE WEBER

	All	09-10			
Plays at home	89-17	12-1	Scores fewer bench points	63-28	10-4
Plays on the road	35-27	4-2	Scores same bench points	6-1	0-0
Plays at neutral site	44-20	0-5	Has fewer TOs than opp.	114-22	9-3
Plays at United Center	11-3	0-1	Has equal or more TOs than opp.	54-43	7-5
Big Ten record	72-39	8-3	Has 15+ assists	115-23	13-2
Big Ten at home	43-13	5-1	Wears white uniforms	75-19	10-2
Big Ten on the road	29-26	3-2	Wears blue uniforms	17-18	4-3
When Ranked	94-22	4-2	Wears orange uniforms	76-28	2-3
As No. 1	31-2	0-0	Plays in tournaments	39-13	2-2
Plays a ranked (AP) opponent	25-29	3-2	Plays in NCAA Tournament	8-5	0-0
Plays a Top-10 (AP) opponent	6-13	1-1	In November	34-5	4-2
Vs. No. 1	1-0	0-0	In December	44-10	5-2
Wins the game before	123-43	11-4	In January	33-24	5-4
Loses the game before	39-20	4-4	In February	32-11	2-0
Leading at the half	137-27	11-4	In March	24-14	0-0
Trailing at the half	22-33	4-3	In April	1-1	0-0
Tied at the half	9-5	1-1	Plays during the day	65-30	2-2
Shoots 45% or better	111-15	11-2	Plays at night	103-35	14-6
Shoots less than 45%	58-49	5-6	Margin is 5 points or less	28-24	4-5
Opp. shoots 45% or less	135-34	14-5	Margin is between 6-10	37-25	5-2
Opp. shoots better than 45% FG	33-31	2-3	Margin is between 11-20	58-15	4-1
Shoots better than opp.	142-17	13-1	Margin is more than 20	45-1	3-0
Shoots worse than opp.	26-47	3-7	Has a 20+ point scorer	72-17	10-3
Shoots same as opp.	1-0	0-0	Scores 59 points or less	23-31	3-1
Shoots more FT than opp.	98-11	10-0	Scores 60-69 points	39-23	1-5
Shoots fewer FT than opp.	60-52	4-8	Scores 70-79 points	60-8	6-1
Shoots same number of FT	10-2	2-0	Scores 80-89 points	33-2	4-1
Makes more FT than opp.	92-10	9-0	Scores 90-99 points	12-0	2-0
Makes fewer FT than opp.	67-53	7-8	Scores 100+ points	1-0	0-0
Makes same number of FT	9-2	0-0	Overtime	9-4	1-1
Scores 70 or more points	106-10	12-2	On BTN	28-13	10-1
Leads in rebounding	112-30	10-3	On ESPN	27-19	2-1
Trails in rebounding	51-29	6-4	On ESPN2	18-5	1-1
When rebounding is tied	5-6	0-1	On CBS	23-26	0-2
Scores more bench points	99-36	6-4	On FSN	6-0	0-0

- McCamey scored his 1,000th career point against Indiana on Jan. 30. He currently ranks 40th on the Illinois all-time scoring list with 1,047 points.
- McCamey has been on the floor 93 percent of the time for the Illini over the last nine games, averaging 37 minutes per contest.
- McCamey has scored at least nine points in all but three games this season.
- Six of Illinois' eight losses have been by less than seven points, as the Utah, Bradley, Georgia, Gonzaga, Purdue and Northwestern games were decided by a total of 22 points (3.7 avg). Illinois held a second-half lead in all six of those games.
- In its 16 wins, Illinois' offense is averaging 78.6 points (1,257) on 49.1 percent shooting (423-861) and 17.9 assists (286), while in eight losses, the offense is averaging 69.1 points (553) on 39.6 percent shooting (201-508) and 14.1 assists (113).

#### McCamey Named Big Ten Co-Player of the Week

Demetri McCamey was named Big Ten Co-Player of the Week on Monday by the conference office, earning the award for the first time in his career. McCamey averaged 18.5 points, 9.0 assists and 4.5 rebounds last week while shooting 54 percent from the field and 57 percent from behind the arc.

He was the leading scorer in both games, posting 15 points in the victory at Iowa and following with 22 points in the win over No. 5 Michigan State, his eighth 20-point game of the season. McCamey also dominated both games with his passing, totaling a game-high seven assists vs. the Hawkeyes followed by a career-high tying 11 assists against the Spartans – the highest total in Big Ten play this year. His seven assists at Iowa led to 16 points, and his 11 assists against MSU led to 23 points, as he accounted for 54 percent of Illinois' offense against the Hawkeyes and 58 percent versus the Spartans. McCamey also tied his season high in rebounds at Iowa with seven boards.

McCamey shares the weekly honor with former high school teammate Evan Turner of Ohio State.

### TOP 25 NATIONAL RANKINGS

#### ASSOCIATED PRESS POLL (FEB. 8)

Rk.	School	Record	Points	Previous
1.	Kansas (55)	22-1	1,613	1
2.	Syracuse (8)	23-1	1,553	3
3.	Kentucky (2)	22-1	1,514	4
4.	Villanova	20-2	1,366	2
5.	West Virginia	19-3	1,361	6
6.	Purdue	19-3	1,301	8
7.	Georgetown	17-5	1,211	7
8.	Duke	19-4	1,142	10
9.	Kansas State	19-4	1,139	10
10.	Michigan State	19-5	968	5
11.	Wisconsin	18-5	871	16
12.	Tennessee	18-4	850	14
13.	Ohio State	18-6	845	13
14.	Texas	19-4	789	9
15.	New Mexico	21-3	725	15
16.	Gonzaga	19-4	693	17
17.	Brigham Young	22-3	532	12
18.	Butler	20-4	422	23
19.	Northern Iowa	21-2	298	24
20.	Georgia Tech	17-6	269	21
21.	Temple	19-5	223	19
22.	Vanderbilt	17-5	222	18
23.	UNLV	19-4	209	-
24.	Baylor	17-5	202	20
25.	Pittsburgh	17-6	149	22

#### ESPN/USA TODAY COACHES POLL (FEB. 8)

Rk.	School	Record	Points	Previous
1.	Kansas (26)	22-1	773	1
2.	Kentucky (1)	22-1	731	3
3.	Syracuse	23-1	728	4
4.	West Virginia	19-3	657	6
5.	Villanova (4)	20-2	639	2
6.	Purdue	19-3	599	7
7.	Duke	19-4	574	9
8.	Georgetown	17-5	560	8
9.	Kansas State	19-4	506	11
10.	Michigan State	19-5	455	5
11.	Gonzaga	19-4	427	13
12.	Tennessee	18-4	417	14
13.	Wisconsin	18-5	401	16
14.	Texas	19-4	361	10
15.	Butler	20-4	326	15
16.	Ohio State	18-6	302	18
17.	Brigham Young	22-3	298	12
18.	Northern Iowa	21-2	221	22
19.	New Mexico	21-3	211	23
20.	Georgia Tech	17-6	150	19
21.	Temple	19-5	131	17
22.	Cornell	20-3	112	25
23.	Pittsburgh	17-6	89	21
24.	Vanderbilt	17-5	76	20
25.	UNLV	19-4	55	-

#### ILLINI WEEK-BY-WEEK RANKINGS

	AP	Coaches		AP	Coaches
Preseason	23	RV	Jan. 18	-	-
Nov. 16	23	25	Jan. 25	-	-
Nov. 23	20	21	Feb. 1	-	-
Nov. 30	RV	RV	Feb. 8	RV	-
Dec. 7	RV	RV	Feb. 15		
Dec. 14	RV	RV	Feb. 22		
Dec. 21	-	RV	March 1		
Dec. 28	-	RV	March 8		
Jan. 4	-	-	March 15		
Jan. 11	-	-	Final		

**CURRENT ILLINOIS STREAKS**

All Games	4 W
At Assembly Hall	2 W
On the Road	2 W
Neutral Sites	7 L
vs. Ranked (AP) Opponents	1 W
Non-Conference (Home)	11 W
Non-Conference (Road)	2 W
Big Ten	4 W
Big Ten (Home)	2 W
Big Ten (Road)	2 W
Since Opponent Scored 100 Pts	542 Games

**ILLINOIS CAREER TOTALS**

2009-10 Career

**Double-Digit Scoring Games**

Demetri McCamey	19	50
Mike Davis	16	40
Mike Tisdale	16	34
D.J. Richardson	16	16
Dominique Keller	4	12
Brandon Paul	8	8
Bill Cole	1	1
Tyler Griffey	1	1

**20+ Point Games**

Demetri McCamey	8	15
Mike Davis	2	7
Mike Tisdale	2	6
Brandon Paul	3	3
D.J. Richardson	1	1
Dominique Keller	1	1

**10+ Rebound Games**

Mike Davis	10	21
Mike Tisdale	3	5

**Double-Doubles**

Mike Davis	9	18
Mike Tisdale	3	5
Demetri McCamey (pts-ast)	1	3

**5+ 3-Point FG Games**

Demetri McCamey	1	4
D.J. Richardson	2	2

**3+ Block Games**

Mike Tisdale	5	14
Bill Cole	1	1
Mike Davis	0	1
Dominique Keller	0	1

**3+ Steal Games**

Demetri McCamey	3	4
Brandon Paul	3	3
Mike Davis	0	3
D.J. Richardson	2	2
Dominique Keller	2	2
Jeff Jordan	1	1
Tyler Griffey	1	1
Mike Tisdale	0	1

**Starts**

Demetri McCamey	22	71
Mike Tisdale	24	60
Mike Davis	20	54
D.J. Richardson	23	23
Brandon Paul	14	14
Bill Cole	10	10
Tyler Griffey	4	4
Jeff Jordan	2	2

**Leads Team in Scoring**

Demetri McCamey	11	20
Mike Tisdale	3	16
Mike Davis	2	11
Dominique Keller	2	5
D.J. Richardson	4	4
Brandon Paul	2	2

**Leads Team in Rebounding**

Mike Davis	17	40
Mike Tisdale	7	10
Demetri McCamey	2	6
Richard Semrau	0	3
Tyler Griffey	2	2
Dominique Keller	1	2
D.J. Richardson	1	1

**Tough Finish**

Illinois has a daunting schedule over its last eight games to close the regular season, with seven dates against teams in the top six of the current league standings. It began last Saturday with the victory over Big Ten leader Michigan State. The Illini next play back-to-back games against teams they are tied for second with in Wisconsin and Ohio State. After that is a trip to Purdue to face the Boilermakers, who are currently a half-game out of second. Illinois will face the Badgers and Buckeyes again down the stretch with its remaining two games coming against a pair of teams that participated in last year's NCAA Tournament in Minnesota (currently in sixth place) and at Michigan (eighth).

**Last Time Out**

Illinois recorded its first win over a top-five opponent in five years, defeating No. 5 Michigan State on Saturday night at Assembly Hall by the score of 78-73. The Illini roared out to a 14-4 lead before the Spartans answered with an 8-0 run to cut the lead to two. Illinois built the lead up to seven points twice more during the half but went into the locker room ahead by one at 35-34. MSU held leads of its own on five occasions during the second half, but this time it was the Illini who kept answering. Trailing 57-55, the Illini went on a 9-0 run to take a 64-57 lead with seven minutes remaining. The Spartans pulled to within one and eventually tied it with 1:45 to go. But Brandon Paul hit a driving layup and forced a turnover and Demetri McCamey nailed a 3-pointer to put the Illini up five with 30 seconds left. D.J. Richardson hit 3-of-4 free throws down the stretch and Mike Davis blocked a 3-point attempt that could have tied the game, then put an exclamation mark on the victory with a breakaway dunk just before the buzzer.

McCamey led the way with his first double-double of the season, scoring 22 points and tying his career high with 11 assists. Davis scored 16 off the bench while Richardson added 14. Both teams shot the ball well, with the Illini hitting 52.5 percent (31-59) and the Spartans 54.7 percent (29-53). But MSU committed 18 turnovers compared to Illinois' 10, and the Illini held a 20-to-11 advantage in points off turnovers.

**Assembly Hall Atmosphere Electric for College GameDay**

ESPN College GameDay Driven by State Farm aired live from the University of Illinois last Saturday, setting the stage for an electric atmosphere during Illinois' 78-73 victory over No. 5 Michigan State. The morning show drew 4,143 enthusiastic fans to the Assembly hall to watch the crew of Rece Davis, Jay Bilas, Hubert Davis and Digger Phelps break down the day's college basketball action and preview the Illini-Spartans matchup. State Farm also made a donation of \$4,143 (\$1 per fan) to the Orange Krush Foundation.

Following the show, Illinois Coach Bruce Weber and Michigan State Coach Tom Izzo took part in a celebrity free throw contest to raise money for cancer research. Each coach shot 10 free throws, with Izzo winning 9-to-

**2009-10 FIGHTING ILLINI STARTING LINEUPS**

Game	G	G	G	F	C	Record*
SIU Edwardsville	McCamey	Richardson	Paul	Davis	Tisdale	1-0
Northern Illinois	McCamey	Richardson	Paul	Davis	Tisdale	2-0
Presbyterian	McCamey	Richardson	Paul	Davis	Tisdale	3-0
Wofford	McCamey	Richardson	Paul	Davis	Tisdale	4-0
vs. Utah	McCamey	Richardson	Paul	Davis	Tisdale	4-1
vs. Bradley	McCamey	Richardson	Legion	Davis	Tisdale	0-1
at Clemson	McCamey	Richardson	Paul	Davis	Tisdale	5-1
Boise State	McCamey	Richardson	Paul	Davis	Tisdale	6-1
Vanderbilt	McCamey	Richardson	Paul	Davis	Tisdale	7-1
Western Michigan	McCamey	Richardson	Paul	Davis	Tisdale	8-1
vs. Georgia	McCamey	Richardson	Paul	Davis	Tisdale	8-2
vs. Missouri	McCamey	Richardson	Paul	Davis	Tisdale	8-3
Northwestern	McCamey	Richardson	Paul	Davis	Tisdale	9-3
vs. Gonzaga	McCamey	Richardson	Paul	Davis	Tisdale	9-4
Iowa	Jordan	Cole	Paul	Davis	Tisdale	1-0
at Indiana	Jordan	Richardson	Cole	Davis	Tisdale	1-0
Penn State	McCamey	Richardson	Cole	Davis	Tisdale	1-0
at Michigan State	McCamey	Richardson	Cole	Davis	Tisdale	1-1
Purdue	McCamey	Richardson	Cole	Davis	Tisdale	1-2
at Northwestern	McCamey	Richardson	Cole	Davis	Tisdale	1-3
at Penn State	McCamey	Richardson	Cole	Griffey	Tisdale	1-0
Indiana	McCamey	Richardson	Cole	Griffey	Tisdale	2-0
at Iowa	McCamey	Richardson	Cole	Griffey	Tisdale	3-0
Michigan State	McCamey	Richardson	Cole	Griffey	Tisdale	4-0

at Wisconsin  
Ohio State  
at Purdue  
at Michigan  
Minnesota  
at Ohio State  
Wisconsin

\* - Running total of Illinois' overall record when this line-up is starting

7. Following the contest, both coaches pledged to raise \$50,000 for Coaches vs. Cancer. Weber and Izzo are two of the nation's top advocates for the organization, with Weber winning the Coaches vs. Cancer Champion Award in 2007 and Izzo receiving the Champion Award in 2009.

### Looking Back at Last Season's Wisconsin Games

#### • #25/24 Illinois 64, Wisconsin 57 // Jan. 24, 2009 // Champaign, Ill.

Illinois ended a five-game losing streak against the Badgers with a 64-57 victory. Demetri McCamey exploded for a season-high 25 points with seven assists to lead the Illini. Mike Davis had 10 points and eight rebounds and Chester Frazier added nine points. The Illini shot 50 percent on the day while holding Wisconsin to 35.6 percent from the field. Illinois put the game away at the free throw line, connecting on 82 percent (18-22) on the afternoon, including 10-of-12 accuracy over the final 4:13.

#### • Wisconsin 63, #23/21 Illinois 50 // Feb. 5, 2009 // Madison, Wis.

Cold shooting on the road plagued the Illini in a 63-50 loss to Wisconsin. The Illini shot just 21-of-64 against the Badgers, less than 33 percent accuracy. That included 4-of-21 shooting from behind the arc. Mike Davis recorded his first double-double of the 2009 Big Ten season, finishing with 14 points and 11 rebounds. Demetri McCamey also reached double figures with 12 points, and Chester Frazier tied his career with 13 boards as the Illini outrebounded the Badgers 43-to-32.

### Current Illini vs. Wisconsin

#### Demetri McCamey (5 G): 13.8 ppg (69), 3.2 rpg (16), 3.8 apg (19)

*Highlights:* Season-high 25 points with seven assists and four rebounds last year at Champaign ... 12 points and four assists last year at Madison ... 18 points at Champaign in 2008 ... Nine points and seven rebounds at Madison in 2008.

#### Mike Davis (5 G): 5.2 ppg (26), 4.8 rpg (24)

*Highlights:* Double-double with 14 points and 11 rebounds last year at Madison ... 10 points and eight rebounds last year at Champaign.

#### Mike Tisdale (5 G): 3.0 ppg (15), 1.6 rpg (8)

*Highlight:* Eight points, three rebounds and three blocked shots last year at Champaign.

#### Dominique Keller (2 G): 5.0 ppg (10), 2.0 rpg (6)

*Highlight:* Six points, four rebounds and three blocked shots last year at Madison.

#### Jeff Jordan (5 G): 2 pts, 0 reb, 2 ast

#### Bill Cole (1 G): 0 pts, 0 reb

#### Richard Semrau (2 G): 0 pts, 0 reb

#### Bubba Chisholm (1 G): 0 pts, 0 reb

### McCamey and Cole Named Captains by Teammates

In an effort to give the players more ownership of the team and help encourage the vocal leadership the staff has been looking for, Coach Weber asked for the team's input following practice on Jan. 25 by requesting that the players select their own captains. The Illini responded by meeting and voting juniors Demetri McCamey and Bill Cole as their captains.

### McCamey Carrying the Load

Demetri McCamey seems to be doing it all for the Illini. He leads the Illini in scoring (16.4 ppg) and assists (7.5 apg) in conference play. In fact, McCamey has accounted for nearly 49 percent of Illinois' offense in Big Ten games, scoring 180 points and assisting on another 191 points for a combined 371 points out of Illinois' team total of 761 points. Here is a detailed look at his production on offense in conference play:

Opponent	Pts Scored	Pts Assisted	Combined Pts	Team Pts	Pct of Offense
Northwestern	9	17	26	89	29.2
Iowa	9	16	25	59	42.4
at Indiana	19	19	38	66	57.6
Penn State	25	13	38	54	70.4
at Michigan State	15	14	29	63	46.0
Purdue	28	22	50	78	64.1
at Northwestern	13	9	22	68	32.4
at Penn State	6	25	31	77	40.3
Indiana	19	17	36	72	50.0
at Iowa	15	16	31	57	54.4
Michigan State	22	23	45	78	57.7
<b>Total</b>	<b>180</b>	<b>191</b>	<b>371</b>	<b>761</b>	<b>48.8</b>

### McCamey's Offensive Production Ranks Among Nation's Best

The impact Demetri McCamey has on the Fighting Illini offense is apparent when comparing his numbers with other standout performers. From the six major conferences (Big Ten, ACC, Big 12, Big East, Pac-10 and SEC), McCamey has the 13th-highest combined total of points and assists among players listed in their respective league's leaders in both categories. Here is the list of players from those six conferences whose combined total is more than 20:

	Name	School	Conference	PPG	APG	Total
1.	Devan Downey	South Carolina	SEC	23.0	3.5	26.5
2.	Evan Turner	Ohio State	Big Ten	19.7	5.7	25.4
3.	Jon Scheyer	Duke	ACC	18.9	5.6	24.5
4.	Malcolm Delaney	Virginia Tech	ACC	20.3	4.1	24.4

### ILLINOIS IN THE BIG TEN RANKINGS

#### (ALL GAMES)

Scoring Offense	5th	74.2 ppg
Scoring Defense	10th	67.0 ppg
Scoring Margin	6th	+7.1 ppg
Free Throw Percentage	5th	.715
Field Goal Percentage	4th	.465
Field Goal Percentage Defense	2nd	.402
3-Pt FG Percentage	4th	.359
3-Pt FG Percentage Defense	2nd	.295
Rebounding Offense	2nd	36.5 rpg
Rebounding Defense	7th	34.2 rpg
Rebounding Margin	4th	+2.3 rpg
Blocked Shots	4th	4.2 bpg
Assists	4th	16.6 apg
Steals	8th	6.0 spg
Turnover Margin	7th	+1.0
Assist/Turnover Ratio	4th	1.3
Offensive Rebounds	5th	10.9 rpg
Defensive Rebounds	2nd	25.7 rpg
3-Point Field Goals	8th	6.0 avg.

### ILLINI PLAYERS IN THE BIG TEN RANKINGS

#### (ALL GAMES)

<b>Scoring</b>		
10.	Demetri McCamey	15.4 ppg
20.	Mike Tisdale	11.7 ppg
23.	D.J. Richardson	11.2 ppg
27.	Mike Davis	10.7 ppg
<b>Rebounding</b>		
2.	Mike Davis	8.5 rpg
9.	Mike Tisdale	6.2 rpg
<b>Field Goal Percentage</b>		
3.	Mike Tisdale	.576 (106-184)
15.	Demetri McCamey	.488 (126-258)
<b>Assists</b>		
1.	Demetri McCamey	6.4 apg
<b>Free Throw Percentage</b>		
5.	Mike Tisdale	.827 (67-81)
14.	D.J. Richardson	.768 (53-69)
<b>Steals</b>		
10.	Demetri McCamey	1.4 spg
<b>3-Point Field Goal Percentage</b>		
2.	D.J. Richardson	.442 (46-104)
11.	Demetri McCamey	.378 (37-98)
<b>3-Point Field Goals</b>		
9.	D.J. Richardson	1.9 avg.
14.	Demetri McCamey	1.5 avg.
<b>Blocked Shots</b>		
5.	Mike Tisdale	1.8 bpg
<b>Assist/Turnover Ratio</b>		
5.	Demetri McCamey	2.0 (153-76)
<b>Offensive Rebounds</b>		
7.	Mike Davis	2.1 rpg
9.	Mike Tisdale	2.1 rpg
<b>Defensive Rebounds</b>		
2.	Mike Davis	6.3 rpg
12.	Mike Tisdale	4.1 rpg
<b>Minutes</b>		
12.	Demetri McCamey	32.6 mpg

**ILLINOIS IN THE BIG TEN RANKINGS  
(CONFERENCE GAMES)**

Scoring Offense	2nd	69.2 ppg
Scoring Defense	7th	66.1 ppg
Scoring Margin	5th	+3.1 ppg
Free Throw Percentage	8th	.701
Field Goal Percentage	5th	.451
Field Goal Percentage Defense	1st	.390
3-Pt FG Percentage	3rd	.367
3-Pt FG Percentage Defense	2nd	.297
Rebounding Offense	2nd	34.4 rpg
Rebounding Defense	9th	34.7 rpg
Rebounding Margin	4th	-0.4 rpg
Blocked Shots	3rd	4.0 bpg
Assists	4th	15.6 apg
Steals	8th	4.8 spg
Turnover Margin	8th	-0.7
Assist/Turnover Ratio	3rd	1.3
Offensive Rebounds	9th	9.3 rpg
Defensive Rebounds	2nd	25.1 rpg
3-Point Field Goals	7th	6.0 avg.

**ILLINI PLAYERS IN THE BIG TEN RANKINGS  
(CONFERENCE GAMES)**

<b>Scoring</b>			
9.	Demetri McCamey	16.4 ppg	
16.	Mike Tisdale	13.0 ppg	
20.	D.J. Richardson	12.1 ppg	
<b>Rebounding</b>			
7.	Mike Tisdale	6.9 rpg	
10.	Mike Davis	6.8 rpg	
<b>Field Goal Percentage</b>			
4.	Mike Tisdale	.556	(50-90)
14.	Demetri McCamey	.487	(58-119)
<b>Assists</b>			
1.	Demetri McCamey	7.5 apg	
<b>Free Throw Percentage</b>			
9.	D.J. Richardson	.794	(27-34)
10.	Mike Tisdale	.792	(42-53)
<b>3-Point Field Goal Percentage</b>			
2.	D.J. Richardson	.429	(24-56)
6.	Demetri McCamey	.400	(20-50)
<b>3-Point Field Goals</b>			
6.	D.J. Richardson	2.2 avg.	
12.	Demetri McCamey	1.8 avg.	
<b>Blocked Shots</b>			
4.	Mike Tisdale	1.6 bpg	
9.	Bill Cole	1.1 bpg	
<b>Assist/Turnover Ratio</b>			
2.	Demetri McCamey	2.8	(82-29)
<b>Offensive Rebounds</b>			
8.	Mike Tisdale	2.1 rpg	
<b>Defensive Rebounds</b>			
4.	Mike Davis	5.4 rpg	
7.	Mike Tisdale	4.8 rpg	
<b>Minutes</b>			
6.	Demetri McCamey	36.5 mpg	

	Greivis Vasquez	Maryland	ACC	18.1	6.3	24.4
6.	Jerome Randle	California	Pac-10	19.1	4.7	23.8
7.	Jerome Dyson	Connecticut	Big East	19.0	4.6	23.6
8.	Tweety Carter	Baylor	Big 12	16.7	6.3	23.0
	John Wall	Kentucky	SEC	16.4	6.6	23.0
10.	Talor Battle	Penn State	Big Ten	19.1	3.8	22.9
11.	Manny Harris	Michigan	Big Ten	18.3	4.1	22.4
12.	Jacob Pullen	Kansas State	Big 12	18.8	3.4	22.2
13.	<b>Demetri McCamey</b>	<b>Illinois</b>	<b>Big Ten</b>	<b>15.4</b>	<b>6.4</b>	<b>21.8</b>
14.	Mikhail Torrance	Alabama	SEC	15.3	5.6	20.9
15.	DeWayne Reed	Auburn	SEC	16.0	4.4	20.4
16.	Chris Warren	Mississippi	SEC	16.8	3.5	20.3
	Willie Warren	Oklahoma	Big 12	16.1	4.2	20.3

**McCamey's Assists on the Rise**

The Illini had two point guards on the floor last season in Chester Frazier and Demetri McCamey, so assists were spread amongst the two, as Frazier averaged 5.3 assists while McCamey tallied 4.6 apg. With the ball in his hands more this season, McCamey's assists are on the rise. He has tallied at least seven assists in nine games, including each of the last four. He tied his career high with 11 assists vs. Michigan State on Saturday.

McCamey currently leads the Big Ten and ranks ninth nationally in assists, averaging 6.4 apg. It currently ranks as the third-highest single-season average in school history and the highest as an Illini since Deron Williams' school-record 6.8 average in 2005.

**D-Will an All-Star**

Former Illini All-American and current Utah Jazz point guard Deron Williams has been chosen to play in the 2010 NBA All-Star Game in his hometown of Dallas on Sunday. This is the first All-Star accolade for Williams, who is in his fifth season with the Jazz and averages 18.9 points and ranks fourth in the NBA with an average of 9.7 assists. Williams will become the first Illini to play in the NBA All-Star game since Don Ohl in 1967.

**Assembly Hall: The House of 'Paig**

The Illini have put together one of the best homecourt records in the nation over the last 10-and-a-half seasons, owning a record of 140-19 (.881) at the Assembly Hall. The Illini also are 89-17 (.840) at The Hall during Bruce Weber's tenure. Below is a look at Illinois' record at the Assembly Hall since the beginning of the 1999-2000 season:

Year	Overall	Big Ten
2009-10	12-1	5-1
2008-09	14-3	7-2
2007-08	7-8	3-6
2006-07	14-3	6-2
2005-06	15-1	7-1
2004-05	15-0	8-0
2003-04	12-1	7-1
2002-03	14-0	7-0
2001-02	13-1	7-1
2000-01	12-0	8-0
1999-2000	12-1	7-1
<b>Total</b>	<b>140-19 (.881)</b>	<b>72-15 (.828)</b>

**Game #23: Illini Krush Hawkeyes**

With a backdrop of 160 Orange Krush students that traveled to Iowa City and purchased floor seats behind the basket, Illinois defeated Iowa 57-49 on Feb. 3. The Illini shot 52 percent in the first half in building an 8-point lead at the break. The lead grew to as many as 11 points early in the second half before the Hawkeyes cut it to five with 10 minutes left while the Illini went scoreless for seven minutes. Illinois pushed the lead back up to nine, but the hosts cut it to three with four minutes left. Tyler Griffey and Mike Davis nailed jumpers to put the Illini up by five on consecutive possessions, and Illinois made 5-of-6 from the free throw line over the final 35 seconds to seal the win.

Demetri McCamey led the Illini once again with game highs of 15 points and seven assists, while tying his season high in rebounds with seven. Mike Tisdale reached double figures for the fourth straight game, finishing with 14 points and seven rebounds, while D.J. Richardson added 11 points.

**Sweeping The "I's"**

Illinois swept the Indiana and Iowa series this season, marking the first time since 1998 that the Illini claimed home and road victories over both the Hoosiers and Hawkeyes in the same season.

**McCamey Improving Across The Board**

Point guard Demetri McCamey is having an outstanding junior season, increasing his production in nearly every statistical category from his sophomore year, when he led the Illini in scoring and earned third-team All-Big Ten honors. Here is a look at the improvement McCamey has made this season:

	FG%	3-FG%	REB	AST	ST	PTS
Sophomore	41.1	31.3	2.6	4.6	0.9	11.5
Junior	48.8	37.8	3.1	6.4	1.4	15.4
<b>Increase</b>	<b>7.7%</b>	<b>6.5%</b>	<b>0.5 rpg</b>	<b>1.8 apg</b>	<b>0.5 spg</b>	<b>3.9 ppg</b>

### Comeback Kids

Illinois has earned a reputation for its dramatic comebacks this season, erasing four double-digit deficits, three of which resulted in victories. The Illini had a school-record come from behind victory at Clemson, wiping away a 23-point deficit en route to a 76-74 win. Illinois trailed Northwestern by 10 points early in the second half before clawing back for an 89-83 overtime win, and faced a 21-point deficit the following game vs. Gonzaga before gaining leads in the second half and overtime. The Illini then stormed back from a 15-point second-half deficit at Indiana to post a 66-60 win, outscoring the Hoosiers 18-3 over the final eight minutes.

Illinois has trailed by eight or more points in the second half of seven games where it fought back to take the lead, going on to win four of them:

Opponent	2nd Half Deficit (Score)	Score when Regained Lead	Result, Final Score
vs. Bradley	9 pts (38-47)	56-55 (18-8 run)	L, 68-72
at Clemson	23 pts (28-51)	63-61 (35-10 run)	W, 76-74
vs. Georgia	9 pts (55-64)	67-66 (12-2 run)	L, 67-70
Northwestern	10 pts (37-47)	56-55 (19-8 run)	W, 89-83 (ot)
vs. Gonzaga	8 pts (35-43)	52-50 (17-7 run)	L, 83-85 (ot)
at Indiana	15 pts (28-43)	61-60 (33-17 run)	W, 66-60
Penn State	8 pts (40-48)	54-53 (14-5 run)	W, 54-53

### Double-Double Davis

Mike Davis led the Big Ten with nine double-doubles last season. He is racking them up once again this year, recording nine double-doubles during the 2009-10 campaign to rank second in the Big Ten. Davis recorded 10 points and 10 rebounds in the opener vs. SIU Edwardsville and followed that with a 14-point, 17-rebound effort vs. Northern Illinois. He was one rebound shy vs. Presbyterian, finishing with 12 points and nine boards, but got back in the groove with 16 points and 11 rebounds vs. Wofford. Davis narrowly missed double-doubles against Bradley and Clemson, recording 17 points and eight boards vs. Bradley, followed by a season-high 22 points with nine rebounds at Clemson. Davis had 16 points and 12 boards vs. Boise State and 12 points and 10 boards vs. Western Michigan. He had double-doubles in three straight games, tallying 11 points and 13 rebounds vs. Missouri, 20 points and a career-high tying 17 boards vs. Northwestern and 12 points and 10 boards vs. Gonzaga. He recorded his ninth double-double of the season vs. Purdue, totaling 17 points and 15 boards.

Davis has 18 career double-doubles, ranking second among active Big Ten players behind Ohio State's Evan Turner (22). Below is a list of Davis' career double-doubles:

#### Sophomore Season

Nov. 16, 2008	Texas A&M-Corpus Christi	20 pts-14 reb
Nov. 20, 2008	at Vanderbilt	11 pts-12 reb
Nov. 28, 2008	vs. Kent State	17 pts-13 reb
Dec. 10, 2008	Chicago State	11 pts-12 reb
Feb. 5, 2009	at Wisconsin	14 pts-11 reb
Feb. 8, 2009	Purdue	14 pts-16 reb
Feb. 15, 2009	at Indiana	16 pts-10 reb
Feb. 26, 2009	Minnesota	14 pts-11 reb
March 13, 2009	vs. Michigan	22 pts-10 reb

#### Junior Season

Nov. 13, 2009	SIU Edwardsville	10 pts-10 reb
Nov. 17, 2009	Northern Illinois	14 pts-17 reb
Nov. 24, 2009	Wofford	16 pts-11 reb
Dec. 5, 2009	Boise State	16 pts-12 reb
Dec. 13, 2009	Western Michigan	12 pts-10 reb
Dec. 23, 2009	vs. Missouri	11 pts-13 reb
Dec. 30, 2009	Northwestern	20 pts-17 reb
Jan. 2, 2010	vs. Gonzaga	12 pts-10 reb
Jan. 19, 2010	Purdue	17 pts-15 reb

### ILLINI CAREER RECORDS TO WATCH

#### POINTS

1.	2,129	Deon Thomas, 1991-94
2.	1,948	Kiwane Garris, 1994-97
3.	1,812	Dee Brown, 2003-06
4.	1,748	Brian Cook, 2000-03
5.	1,735	Cory Bradford, 1999-2002
30.	1,150	Kevin Turner, 1995-98
31.	1,145	Richard Keene, 1993-96
32.	1,124	James Griffin, 1979-82
33.	1,121	Tal Brody, 1963-65
34.	1,119	Bill Burwell, 1961-63
35.	1,112	Kenny Battle, 1988-89
36.	1,111	Deron Williams, 2003-05
37.	1,105	Rick Schmidt, 1973-75
38.	1,078	Greg Jackson, 1969-71
39.	1,058	Shaun Pruitt, 2005-08
40.	<b>1,047</b>	<b>Demetri McCamey, 2008-</b>

#### ASSISTS

1.	765	Bruce Douglas, 1983-86
2.	674	Dee Brown, 2003-06
3.	594	Deron Williams, 2003-05
4.	502	Kiwane Garris, 1994-97
5.	495	Stephen Bardo, 1987-90
6.	484	Chester Frazier, 2006-09
7.	459	Richard Keene, 1993-96
8.	432	Frank Williams, 2000-02
9.	<b>424</b>	<b>Demetri McCamey, 2008-</b>
10.	419	Derek Harper, 1981-83

#### THREE-POINT FIELD GOALS

1.	327	Cory Bradford, 1999-2002
2.	299	Dee Brown, 2003-06
3.	237	Richard Keene, 1993-96
4.	216	Rich McBride, 2004-07
5.	209	Luther Head, 2002-05
6.	191	Sean Harrington, 2000-03
7.	189	Kiwane Garris, 1994-97
8.	179	Kevin Turner, 1995-98
9.	178	Trent Meacham, 2007-09
10.	163	Deron Williams, 2003-05
--	<b>143</b>	<b>Demetri McCamey, 2008-</b>

#### BLOCKED SHOTS

1.	177	Deon Thomas, 1991-94
2.	174	Derek Holcomb, 1979-81
3.	156	James Griffin, 1979-82
4.	139	James Augustine, 2003-06
5.	136	Brian Cook, 2000-03
6.	<b>105</b>	<b>Mike Tisdale, 2008-</b>
7.	103	Efrem Winters, 1983-86
8.	99	Nick Smith, 2002-05
9.	89	Ken Norman, 1985-87
10.	87	Lowell Hamilton, 1986-89

#### FIELD GOAL PERCENTAGE

(min. 500 attempts)		
1.	.617	James Augustine, 2003-06 (534-865)
2.	.609	Ken Norman, 1985-87 (558-916)
3.	.601	Deon Thomas, 1991-94 (803-1336)
4.	.591	Kenny Battle, 1988-89 (415-702)
5.	.572	Roger Powell, 2002-05 (456-797)
6.	.553	Nick Anderson, 1988-89 (485-877)
7.	.547	Shaun Pruitt, 2005-08 (420-768)
8.	<b>.536</b>	<b>Mike Tisdale, 2008- (306-571)</b>
9.	.534	Lowell Hamilton, 1986-89 (545-1020)
10.	.530	Perry Range, 1979-82 (358-676)

### ILLINOIS AND THE CENTURY MARK

Illinois has scored 100 points or more 77 times in school history. Below is a breakdown of Illinois' record in games where it hits the 100 mark.

All-Time Record:	73-4
The Last Time:	Dec. 27, 2004 vs. Longwood (105-79)
Most Points:	127, Dec. 22, 1988 vs. Louisiana State (127-100)
Both Teams:	Missouri 108, Illinois 107 Dec. 22, 1993
At Assembly Hall:	46-0
The Last Time:	Dec. 27, 2004 vs. Longwood (105-79)
Most Points:	126, March 10, 1982 vs. Long Island (126-78)
All-Time at Home:	60-0

### ILLINI AT "THE HALL"

#### Illinois' Record at the Assembly Hall

All-Time:	513-135 (.792)
1963-69	49-13 (.790)
1970-79	76-46 (.623)
1980-89	134-23 (.854)
1990-99	114-34 (.770)
2000-09	128-18 (.877)
2010-	12-1 (.923)

Longest Winning Streak: 33 games  
(1/17/04 - 1/28/06)

Current Winning Streak: 2 games (began 1/30/10)  
Current Non-Conference Winning Streak: 11 games  
(began 12/8/08)  
Current Big Ten Winning Streak: 2 games  
(began 1/30/10)

## THE LAST TIME

### AN ILLINOIS PLAYER HAD

40+ points	Andy Kaufmann (46) vs. Wis.-Milwaukee, 12/3/90
35-39 points	Kevin Turner (35) vs. Indiana, 1/3/98
30-34 points	Mike Tisdale (31) vs. Northwestern, 12/30/09
25-29 points	Demetri McCamey (28) vs. Purdue, 1/19/10
20-24 points	Demetri McCamey (22) vs. Michigan State, 2/6/10
2, 20+ pt. scorers	D. Keller (22) & D. McCamey (20) vs. Gonzaga, 1/2/10
20+ rebounds	Nick Weatherspoon (22) vs. DePauw, 12/2/72
15-19 rebounds	Mike Davis (15) vs. Purdue, 1/19/10
10-14 rebounds	Mike Tisdale (13) vs. Penn State, 1/12/10
15+ assists	Tony Wysinger (16) vs. Pittsburgh, 12/6/86
10-14 assists	Demetri McCamey (11) vs. Michigan State, 2/6/10
6+ 3-pointers	Demetri McCamey (6) vs. Michigan State, 2/6/10
7+ steals	Kendall Gill (7) vs. Iowa, 3/4/90
6 steals	Luther Head vs. Iowa, 1/20/05
6+ blocks	Mike Tisdale (7) vs. Penn State, 1/12/10
Triple-Double	Sergio McClain (10p, 11r, 11a) vs. Michigan, 1/13/01

### AN ILLINOIS TEAM HAD

100+ points	105 vs. Longwood, 12/27/04
under 50 points	33 vs. Penn State, 2/18/09
50+ rebounds	54 vs. Loyola (MD), 12/28/07
20+ off. reb.	20 vs. Missouri, 12/23/09
overtime	L (83-85) vs. Gonzaga, 1/2/10

### AN OPPONENT PLAYER HAD

40+ points	Glenn Robinson (49) Purdue, 3/13/94
35-39 points	Daniel Horton (39) Michigan, 2/21/06
30-34 points	Jamar Butler (32) Ohio State, 1/3/08
25-29 points	John Shurna (27) Northwestern, 12/30/09
20-24 points	Verdell Jones III (22) Indiana, 1/30/10
2, 20+ pt. scorers	Jordan Hill (23) & Jerryd Bayless (20) Arizona, 12/8/07
20+ rebounds	Joe Franklin (23) Wisconsin, 12/19/66
15-19 rebounds	Draymond Green (16) Michigan State, 2/6/10
10-14 rebounds	JaJuan Johnson (12) Purdue, 1/19/10
15+ assists	never, Quinn Buckner (14) Indiana, 2/18/74
10-14 assists	Greivis Vasquez (10) Maryland, 11/28/07
7+ steals	Jamon Gordon (7) Virginia Tech, 3/16/07
5+ blocks	Ekpe Udoh (5) Michigan, 2/23/08

### AN OPPONENT TEAM HAD

100+ points	108, Missouri, 12/22/93
under 50 points	49, Iowa, 2/3/10
under 40 points	38, Penn State, 2/18/09
50+ rebounds	50, Delaware State, 11/25/96
20+ off. reb.	20, Clemson, 12/2/09

## Chisholm Earns Scholarship

Senior Bubba Chisholm is in second year with the Fighting Illini after joining the team as a walk-on last season. To reward his hard work and dedication to the program, Coach Weber has placed Chisholm on athletic scholarship for the spring semester. The Champaign native will graduate in May with a finance degree.

## Balanced Offense

A staple of Bruce Weber's Illinois teams has been team-first, unselfish play on offense. Last season the Illini led the nation in assist rate and had its four leading scorers average between 10.2 and 11.5 points. To borrow a phrase from Weber, the Illini are once again "sharing the juices" this season. Illinois' four leading scorers are once again averaging double figures, scoring between 10.7 and 15.4 points per game. Illinois is averaging 16.6 assists, ranking fourth in the Big Ten and 15th nationally.

## High Scoring and Hot Shooting Illini

Illinois is averaging 74.2 points this year, a 9.4-point improvement over last year's scoring average of 64.8 points. In Big Ten play, meanwhile, Illinois ranks second in the league in scoring offense (69.2 ppg).

The Illini have twice topped the 90-point plateau, marking the first time Illinois has had multiple games scoring 90-plus points since the 2005-06 season. The Illini have already had eight 80-point performances this season, while last year the UI topped 80 points just twice on the season. Illinois, meanwhile, has had 17, 40-point halves this season while last year the UI totaled only 11, 40-point halves.

Illinois ranks fourth in the Big Ten in field goal shooting at 46.5 percent. The Illini have shot 50 percent or better in nine games, led by season-high 59.3 percent accuracy vs. Vanderbilt (Dec. 8). Last season, Illinois shot better than 50 percent in a total of seven games.

## The Journey: Big Ten Basketball 2010

The third season of *The Journey* on Big Ten Network made its debut Jan. 10. This season the show will cover the entire Big Ten basketball campaign, following the conference's most intriguing storylines as they unfold. While previous seasons of *The Journey* focused on one particular team, producers will follow multiple teams each week during this season's episodes, allowing fans to experience the Big Ten's 10-week basketball schedule in a documentary-style format.

*The Journey: Big Ten Basketball 2010* airs every Sunday night through March 14.

## Game #22: Illini Top Hoosiers on McCamey Buzzer Beater

It took a full 40 minutes, but the Illini came out on top thanks to Demetri McCamey's buzzer beater as Illinois defeated Indiana 72-70 on Jan. 30 in Champaign.

Illinois led by as many as 13 points in the first half and owned a 34-25 advantage before McCamey drew his second foul and headed to the bench. The Hoosiers then outscored the Illini 11-2 over the final 2:23 of the half, capped by a halfcourt shot at the buzzer by Devan Dumas to pull to a 36-all tie at halftime. The second half saw the lead trade hands multiple times. The Illini went ahead by five, but Indiana responded to take its biggest lead of the game, 55-49, with 11 minutes to go. Illinois fought back to tie it on a 3-pointer by Bill Cole with four minutes remaining. Illinois then went ahead by four after a basket and pair of free throws by Mike Tisdale, but the Hoosiers forced one final tie after scoring four straight points at the foul line. The Illini had the game's final possession and after a timeout with 4.4 seconds left, McCamey drove to the basket and hit an 8-foot runner as time expired to give the Illini the victory.

McCamey led Illinois with 19 points and eight assists, while Mike Tisdale had 12 points and a game-high seven rebounds.

## McCamey's Game Winner vs. Indiana First Illini Buzzer Beater in a Decade

Demetri McCamey's buzzer beater against Indiana marked Illinois' first game-winning basket as time expired in 10 years, since Frank Williams hit a 3-pointer at the buzzer in his first Big Ten game as the Illini defeated Ohio State 80-77 on Jan. 6, 2000. There have been a number of game-winning shots by Illini players in the closing seconds since Williams' trey against the Buckeyes, but none with time expiring until last Saturday when McCamey's runner defeated the Hoosiers. The following is a list of Illini game-winning shots with less than five seconds remaining since the beginning of the 1999-2000 season:

Date	Play	Final Score	Site
1/6/00	Frank Williams 3-pointer at buzzer	Illini 80, Ohio State 77	Champaign
3/10/00	Cory Bradford 3-pointer with :1.3 left	Illini 72, Indiana 69	Chicago
2/13/01	Marcus Griffin 12-footer with :0.8 left	Illini 68, Wisconsin 67	Champaign
3/3/02	Frank Williams driving layup with :2.9 left	Illini 67, Minnesota 66	Minneapolis
3/3/04	Luther Head putback with :0.9 left in OT	Illini 81, Purdue 79	West Lafayette
11/25/05	Warren Carter 10-footer with :0.5 left	Illini 55, Wichita St 54	S. Padre Island
3/13/08	Chester Frazier reverse layup with :3.8 left	Illini 64, Penn State 63	Indianapolis
2/12/09	Demetri McCamey 14-foot bank shot with :2.9 left	Illini 60, Northwestern 59	Evanston
1/30/10	Demetri McCamey 8-foot runner at buzzer	Illini 72, Indiana 70	Champaign

## Game #21: Illini Win at Penn State to Sweep Nittany Lions

Illinois earned 77-67 victory at Penn State Jan. 27. The Illini jumped out to a 20-9 lead and maintained the advantage throughout the half, entering the locker room up 40-33. But the Nittany Lions opened the second half on a 13-2 run of its own to take its biggest lead of the night at 46-42 with 15 minutes remaining. Illinois, took control from that point, holding Penn State to just two field goals over the next 13 minutes. The Illini outscored the Lions 22-8 during that stretch to open up a 64-54 lead with two minutes left, en route to a 10-point victory.

D.J. Richardson was one of five Illini to score in double figures, recording a career-high 20 points on 5-of-7

shooting and perfect 8-of-8 accuracy from the foul line. Bill Cole also registered a career high with 12 points on 4-of-5 from 3-point range, and added a career-high seven rebounds. Mike Davis came off the bench to tally 11 points and eight boards, while Mike Tisdale and Brandon Paul netted 10 points apiece. Demetri McCamey, meanwhile, dished out a game-high nine assists.

#### Game #20: Illini Drop Third Straight, Fall at Northwestern

Illinois let a second-half lead slip away in 73-68 loss at Northwestern on Jan. 23. After falling behind 13-2 out of the gate, Illinois roared back with a 20-2 run of its own to move ahead 22-15, and maintained its lead well into the second half. The Illini led 51-44 with 10 minutes left but could not pull away, and Northwestern then went on a 12-1 run of its own in a span of three minutes to take a 56-52 lead with four minutes left and held on for the 5-point win.

D.J. Richardson led the Illini with 17 points and tied his career high in rebounding against the Wildcats with five boards. Mike Tisdale scored 14 with six rebounds and Demetri McCamey added 13 points and four assists

#### Game #19: Illini Fall to Purdue, Suffer First Home Loss of Season

Illinois suffered its first home loss of the season on Jan. 19, falling to No. 13 Purdue, 84-78. The Illini led by as many as eight points in the first half and went into intermission ahead 32-28. But the Boilers opened the second half on a 11-2 run to take a five-point lead with 16 minutes left. Illinois then got going on offense, but was unable to record stops on defense. Trailing by 12 with two minutes left, Illinois made one more run, twice cutting it to four points and finally to a one-possession game at 81-78 with :23 remaining, but Purdue hit its free throws to close out the game.

Demetri McCamey scored a season-high 28 points and had a game-high nine assists to lead the Illini, while Mike Davis found his scoring touch, tallying 17 points and grabbing a game-high 15 rebounds for his ninth double-double of the year. D.J. Richardson hit 4-of-6 from 3-point land to also finish in double figures with 12.

#### Game #18: Illini Drop First Big Ten Contest at Michigan State

In a battle for first place in the early Big Ten race, Illinois suffered its first conference loss, 66-56 to No. 7 Michigan State in East Lansing on Jan. 16. Illinois led for the game's first 15 minutes and held a 24-18 lead with six minutes left in the half. But the Spartans went on a key 25-5 run over the next 10 minutes to take control the rest of the way. The Illini shot a season-low 34.9 percent and were hurt by 17 turnovers.

Demetri McCamey led the Illini with 15 points and five assists, while Tyler Griffey came off the bench to score a career-high 12 points and grab a team-high nine rebounds.

#### Game #17: McCamey and Tisdale Lead Illini Past Penn State

Everyone expected it to come down to the final play, and that's what happened once again, as the Illinois-Penn State game on Jan. 12 was decided by one point for the fourth time in the last five meetings. Demetri McCamey scored the game's final five points, and Talor Battle had his layup blocked and then missed a 3-pointer with time expiring as Illinois won it's 10th straight game at the Assembly Hall by the score of 54-53.

McCamey scored 25 points and shot a season-best 5-of-6 from 3-point range. Mike Tisdale also finished in double figures, netting 16 points, and tied his career high with 13 rebounds. The second half was a two-man show for the Illini as McCamey and Tisdale combined for 28 of Illinois' 31 points after the break, aided only by a Bill Cole 3-pointer.

#### Game #16: Illini Beat Indiana to Record Another Comeback Win

The Illini fought back from a 15-point second-half deficit to claim a 66-60 victory at Indiana Jan. 9. After shooting just 26 percent and making five field goals in the first half, the Illini trailed 41-28 halftime. The Illini still trailed 57-48 with eight minutes remaining before finishing on an 18-3 run which included the game's last seven points.

Trailing 60-59, the Illini called timeout and set up a play for D.J. Richardson, who hit an 18-footer with 1:16 remaining to give the Illini a 61-60 lead. After Indiana missed a free throw, the Illini executed on offense again, with Demetri McCamey finding Mike Tisdale for a layup with 38 seconds left to put the Illini up three. Richardson then recorded a blocked shot on IU's next possession, and the Illini sealed the win by hitting 3-of-4 free throws in the final seconds.

Illinois doubled Indiana in the second half, outscoring the Hoosiers 38-to-19 after the break. The Illini did much of its work at the free throw line, shooting 27-of-39 on the night, both season highs.

Tisdale led the way with a game-high 27 points on 7-of-11 from the field and 13-of-14 from the line. He also had nine rebounds. McCamey scored 19 points and totaled a game-high nine assists with only one turnover, while Richardson added 14 points and tied his career high with three steals.

#### Game #15: Illini Clamp Down on Hawkeyes

Illinois jumped out to an early 22-4 lead and cruised to a 59-42 win over Iowa on Jan. 5. The 42 points marked season-lows, both scored by the Hawkeyes as well as given up the by Illini.

Coming off the bench for the first time, freshman D.J. Richardson responded with 17 points and career-high five rebounds. Richardson nailed 5-of-7 from 3-point range, equaling his career high of five treys. Demetri McCamey, who also played as a reserve for the first time on the season, added nine points and a game-high seven assists without a turnover.

#### Game #14: Gonzaga Outlasts Illini in OT

The Illini dropped another heartbreaker on Jan. 2, falling to Gonzaga 85-83 in overtime in front of a sellout crowd of 20,917 at the United Center. Illinois fell behind by 21 points early (32-11), but stormed back behind a 41-18 run to take its first lead at 52-50 with 15:45 left in the game. Illinois led by six with five minutes remaining but

### ILLINOIS VS. RANKED OPPONENTS UNDER WEBER

The Illini have played 54 games against opponents ranked by the Associated Press under Bruce Weber, winning 25 times (.463). Following is a complete list of the Illini vs. ranked opponents (AP) under Weber:

12/3/03	vs. #10 North Carolina	L, 81-88
12/23/03	vs. #11 Missouri	W, 71-70
1/10/04	#24 Purdue	L, 54-58
1/24/04	at #21 Wisconsin	L, 56-76
2/18/04	#12 Wisconsin	W, 65-57
3/14/04	vs. #10 Wisconsin	L, 53-70
3/21/04	vs. #11 Cincinnati	W, 92-68
3/26/04	vs. #6 Duke	L, 62-72
11/27/04	vs. #24 Gonzaga	W, 89-72
12/1/04	#1 Wake Forest	W, 91-73
12/31/04	#22 Cincinnati	W, 67-45
1/20/05	#23 Iowa	W, 73-68, ot
1/25/05	at #18 Wisconsin	W, 75-65
2/1/05	at #12 Michigan St.	W, 81-68
2/12/05	#20 Wisconsin	W, 70-59
3/13/05	vs. #23 Wisconsin	W, 54-43
3/26/05	vs. #9 Arizona	W, 90-89, ot
4/2/05	vs. #4 Louisville	W, 72-57
4/4/05	vs. #2 North Carolina	L, 70-75
1/5/06	#7 Michigan State	W, 60-50
1/17/06	at #13 Indiana	L, 60-62
2/12/06	at #19 Ohio State	L, 53-69
2/25/06	#20 Iowa	W, 71-59
3/4/06	at #25 Michigan St.	W, 75-68
3/18/06	vs. #17 Washington	L, 64-67
11/28/06	vs. #23 Maryland	L, 66-72
12/2/06	vs. #16 Arizona	L, 72-84
1/6/07	#6 Ohio State	L, 44-62
1/20/07	#2 Wisconsin	L, 64-71
1/23/07	#23 Indiana	W, 51-43
3/10/07	vs. #3 Wisconsin	L, 41-53
11/20/07	vs. #13 Duke	L, 66-79
12/8/07	vs. #22 Arizona	L, 72-78, ot
1/10/08	at #21 Wisconsin	L, 60-70
1/13/08	at #10 Indiana	L, 58-62
1/30/08	at #8 Michigan State	L, 41-51
2/7/08	#14 Indiana	L, 79-83, 2ot
2/20/08	#11 Wisconsin	L, 57-71
3/6/08	#17 Michigan State	L, 51-59
3/14/08	#17 Purdue	W, 74-67, ot
3/16/08	#8 Wisconsin	L, 48-61
12/23/08	vs. #25 Missouri	W, 75-59
12/30/08	at #9 Purdue	W, 71-67, ot
1/4/09	at #23 Michigan	L, 64-74
1/14/09	#25 Michigan	W, 66-51
1/17/09	at #7 Michigan State	L, 57-63
2/8/09	#13 Purdue	W, 66-48
3/1/09	#9 Michigan State	L, 66-74
3/14/09	vs. #24 Purdue	L, 56-66
12/2/09	at #18 Clemson	W, 76-74
12/30/09	vs. #25 Northwestern	W, 89-83, ot
1/16/10	at #7 Michigan State	L, 63-73
1/19/10	#13 Purdue	L, 78-84
2/6/10	#5 Michigan State	W, 78-73

## WEBER MEDIA LUNCHEON / TELECONFERENCE SCHEDULE

All luncheons will be held on the 8th floor of the Illinois Football Press Box (enter through Gate 10 on the west side of Memorial Stadium and take the north service elevator). Contact the UI Sports Information Office for teleconference number information.

Friday, Feb. 12, 11:30 am - Luncheon/Teleconference  
 Monday, Feb. 15, 9:20 am - Big Ten Teleconference  
 Thursday, Feb. 18, 11:30 am - Teleconference  
 Monday, Feb. 22, 9:20 am - Big Ten Teleconference  
 Monday, Feb. 22, 11:30 am - Teleconference  
 Friday, Feb. 26, 11:30 am - Luncheon/Teleconference  
 Monday, March 1, 9:20 am - Big Ten Teleconference  
 March 1, 11:30 am - Teleconference  
 March 4 or 5, 11:30 am - Luncheon/Teleconference  
 Monday, March 8, 9:20 am - Big Ten Teleconference  
 Tuesday, March 9, 11:30 am - Luncheon/Teleconference  
 Sunday, March 14, 5 pm - Press Conference/Teleconference (Tentative)

### BRUCE WEBER RADIO SHOW

This program airs Mondays from 7:05-8 pm on the Illini Sports Network and locally on WDWS-AM 1400, the flagship station for the network. In addition to Coach Weber and his staff, each week will feature selected Illini players. The host is Brian Barnhart.

<u>Date</u>	<u>Location</u>
Feb. 15	WDWS Studio
Feb. 22	No Show (team travels to Michigan)
March 1	No Show (team travels to Ohio State)
March 8	WDWS Studio

### BRUCE WEBER TV SHOW

This 30-minute show airs on Tuesdays at 4 pm on the Big Ten Network and 4:30 pm on FoxSportsNet Midwest, and locally on Sundays at 10:35 pm on WICD-Ch. 15 (Champaign) and WICS-Ch. 20 (Springfield). Each show includes game highlights, analysis from Coach Weber, and player interviews and features. The host is Ryan Baker, sports director at CBS-Ch. 2 in Chicago.

<u>WICD/WICS</u> (Sundays, 10:35 pm)	<u>BTN</u> (Tuesdays, 4 pm)	<u>FSN Midwest</u> (Tuesdays, 4:30 pm)
Feb. 7	Feb. 9	Feb. 9
Feb. 14	Feb. 16	Feb. 16
Feb. 21	Feb. 23	Feb. 23
Feb. 28	March 2	March 2
March 7	March 9	March 9

this time Gonzaga made a comeback, going on a 13-4 run of its own to lead by three with 22 seconds remaining. But Dominique Keller hit a 3-pointer with nine seconds left off an offensive rebound to tie it at 79-all and force overtime.

The Illini jumped out to an 83-80 lead in OT after four straight free throws, but the Zags scored the final five points on a 3-pointer by Matt Bouldin and the game-winning basket by Elias Harris with 12 seconds remaining.

Dominique Keller led the Illini with a career-high 22 points in a career-best 34 minutes. Keller just missed out on his first double-double, adding a career-high nine rebounds. Keller also grabbed three steals and had three assists. Demetri McCamey scored 20, Brandon Paul added 17, and Mike Davis tallied his third straight double-double with 12 points and 10 assists.

#### **Game #13: Illini Beat Northwestern To Open Big Ten Play**

Illinois won its conference opener, defeating Northwestern 89-83 in overtime Dec. 30 in Champaign. The Illini survived a back-and-forth affair that featured six ties and 13 lead changes, as well as Northwestern setting Assembly Hall single-game records for 3-pointers (16) and fewest turnovers (3).

The difference for the Illini was its strong inside game. Mike Tisdale and Mike Davis combined for 51 points on 20-for-28 shooting, as Tisdale scored a career-high 31 points while Davis scored 20. The duo also combined for 28 rebounds, with Davis grabbing a career-high tying 17 boards and Tisdale adding 11. It marked the second straight game that both players registered double-doubles.

#### **Game #12: Braggin' Rights Streak Ends**

Illinois' dominance in the Braggin' Rights series came to a close Dec. 23 in St. Louis, as Missouri ended the UI's 9-game winning streak with an 81-68 victory. The Illini committed a season-high 22 turnovers and the Tigers took advantage, owning a 25-to-12 edge in points off turnovers. Illinois also was doubled-up from behind the arc as Missouri made 10-of-25 from 3-point range compared to the UI's 5-of-18 shooting from three.

Mike Tisdale scored 14 points to go along with a career-high 13 rebounds. Mike Davis had 11 points and 13 boards, and Demetri McCamey added 13 points, five rebounds and five assists.

#### **Game #11: Illini Fall to Georgia**

The Illini dropped a 70-67 decision to Georgia in Duluth, Ga. on Dec. 19. Illinois trailed nearly the entire way and faced a nine-point deficit with less than five minutes left. But the Illini went on a 12-1 run to take a 67-66 lead with 35 seconds remaining. Illinois could not get a defensive stop on the ensuing possession, however, as Georgia's Trey Thompkins was fouled with 22 seconds left and made a pair of free throws to put the Bulldogs ahead 68-67. Demetri McCamey then missed a runner with seven seconds left and Thompkins made two more free throws to seal the game.

McCamey led the Illini with 21 points, while Mike Davis had 12 points and six rebounds and Mike Tisdale scored 10. Bill Cole, meanwhile, came off the bench to tie his career high with nine points while collecting five boards.

#### **Game #10: Illini Rout Western Michigan**

Illinois dominated Western Michigan at the Assembly Hall, cruising to an 88-53 victory on Dec. 13. The Illini had a total of 12 players enter the scoring column as the bench made its presence felt, outscoring the Western Michigan reserves 40-to-10. Leading the way was sixth-man Dominique Keller, who recorded 15 points. Mike Davis notched his fifth double-double of the season with 12 points and 10 boards, while D.J. Richardson also scored 12 and Demetri McCamey added 11.

#### **Game #9: Illini Top Vanderbilt**

Illinois led from start to finish en route to a strong 79-68 win over No. 24 Vanderbilt on Dec. 8 at Assembly Hall. The Illini lit up the nets with season-high 59.3 percent accuracy, connecting on 32-of-54 from the field. Demetri McCamey led the way with his second straight 23-point outing, while D.J. Richardson scored 16 points and Mike Tisdale added 14.

#### **Game #8: Illini Defeat Boise State**

All five starters scored in double figures as a balanced attack led Illinois to a 84-77 victory over Boise State on Dec. 5 at Assembly Hall. Demetri McCamey poured in a season-high 23 points on 8-of-11 shooting, including 4-of-5 from 3-point range, to lead the Illini. Mike Davis recorded a double-double with 16 points and game-high 12 rebounds, while D.J. Richardson scored 14 and Mike Tisdale and Brandon Paul added 10 points apiece.

Illinois led 74-64 with 4:30 left but Boise State went on a 10-2 run to make it a two-point game with less than a minute remaining. But the Illini made 6-of-6 free throws to seal the victory, as McCamey, Tisdale and Richardson each hit a pair.

The Illini were victorious despite Boise State shooting 55.6 percent on the night, the first opponent to shoot better than 45 percent against the UI defense this season. The Broncos, however, committed 23 turnovers and the Illini took advantage, enjoying a 25-to-18 advantage in points off turnovers.

#### **Game #7: Illini Storm Back to Beat Clemson in Record Fashion**

Illinois' Big Ten/ACC Challenge victory at Clemson on Dec. 2 was one for the ages. The Illini were down 20 points at halftime and trailed by 23 early in the second half. But the Illini pulled together and went on to perform the biggest comeback in school history to claim a 76-74 win.

Perhaps the most impressive aspect of the comeback was how quickly it happened. The Illini trailed 60-41 with 14:35 left, but over the next 5:48, the Orange and Blue went on a remarkable 22-1 run to take a 63-61 lead with 8:47 remaining.

There were two ties and four lead changes down the stretch. Mike Tisdale hit a driving layup to put the Illini

up 75-74 with 41 seconds left. Tisdale then blocked a shot on the defensive end and Brandon Paul hit one free throw with :8.4 remaining to make it a 2-point lead. Demontez Stitt missed a runner on Clemson's final possession and the Illini bench rushed onto the court to celebrate the record-setting come-from-behind victory.

The previous largest margin for an Illini comeback was 21 points against Seton Hall at the Assembly Hall on Dec. 9, 2000.

Mike Davis led the Illini with a season-high 22 points on 9-of-11 shooting and nine rebounds. Brandon Paul scored 20 to record his third 20-point game of the season, while fellow freshman D.J. Richardson had 14. Tisdale added 12 points, eight rebounds and four blocked shots. Demetri McCamey, meanwhile, overcame foul trouble to control the second half and tally a game-high seven assists.

### Big Ten Wins Conference Challenge vs. ACC

After a 10-year drought, including five years where the event was decided by one game, the Big Ten Conference finally holds bragging rights from the Big Ten/ACC Challenge. The Big Ten won this year's Challenge, 6-5. Here's a look at the results from this year's Challenge:

Penn State def. Virginia, 69-66	Illinois def. Clemson, 76-74
Northwestern def. N.C. State, 65-53	Miami def. Minnesota, 63-58
Purdue def. Wake Forest, 69-58	Boston College def. Michigan, 62-58
Maryland def. Indiana, 80-68	Wisconsin def. Duke, 73-69
North Carolina def. Michigan State, 89-82	Ohio State def. Florida State, 77-64
Virginia Tech def. Iowa, 70-64	

### Games #5 & #6: Illini Drop Pair in Vegas

The Illini dropped back-to-back heartbreakers vs. Utah and Bradley over Thanksgiving weekend.

Illinois jumped all over Utah in the semifinal, leading 32-16 at the half. The Utes, however, roared back in the second half to tie it and eventually take the lead. Illinois then regained the lead three times in the final four minutes. But with the game tied and the Illini with a chance to win it, Demetri McCamey's runner missed and Utah's Jay Watkins grabbed the rebound and threw an length of the court pass to a Shawn Glover, who took one dribble and threw in a running bank shot at the buzzer to give the Utes a 60-58 win.

Demetri McCamey scored 19 points and had a season-high seven rebounds against Utah while Mike Tisdale added 18 points on 8-of-10 shooting.

The Illini ran into a motivated in-state foe in Bradley in the third-place game. The Braves had two critical runs at the start of each half, 11-4 to open the game and 14-5 to start the second half. The Illini rallied each time to regain the lead and looked to be in control, ahead 66-61 lead with less than three minutes remaining. But the Braves outscored the Illini 11-2 at the end to take a 72-68 victory.

Mike Davis led the Illini against Bradley with 17 points and eight rebounds.

### Tisdale Garners All-Tournament Team Honors at Las Vegas Invite

Mike Tisdale's production was a bright spot for the Illini in Vegas. He scored 18 points on 8-of-10 shooting with five rebounds vs. Utah, and followed with 12 points and eight rebounds vs. Bradley. With his two-game averages of 15.0 points and 6.5 boards, Tisdale earned a spot on the Las Vegas Invitational All-Tournament Team.

### Game #4: Illini Top Wofford

Illinois extended its season-opening winning streak to four with a 78-64 victory over Wofford Nov. 24 at the Assembly Hall. Illinois trailed for the majority of the first half but closed the half on a 17-7 run to take a three-point lead at intermission. With the game tied at 50 and 13 minutes left, the Illini then went on a decisive 14-3 run to move ahead 64-53 with less than seven minutes remaining.

The Illini shot a blistering 57.1 percent on the night and made 8-of-14 from 3-point range. Demetri McCamey scored 21 points while Mike Davis had 16 points. Davis had his third double-double, adding 11 rebounds. D.J. Richardson netted 15 points behind 5-of-6 shooting from 3-point land.

### Game #3: Illini Rout Presbyterian

Illinois defeated Presbyterian Nov. 21 at the Assembly Hall by the score of 94-48. Illinois broke the game open with a dominating 47-9 run from the 8:15 mark of the first half to the 12:05 point of the second half, turning a 21-all tie into a 68-30 advantage.

The Illini shot 54 percent, recorded 27 assists, and outrebounded the Blue Hose 48-to-19. All 13 Illini players entered the scoring column, led by D.J. Richardson's 15 points. Mike Davis had 12 points and nine rebounds and Demetri McCamey tallied 10 assists.

### DID YOU KNOW?

... Illinois has the 12th best all-time winning percentage (.654) among Division I schools.

... Illinois has an all-time record of 1,625-861. The 1,625 wins rank 13th on the NCAA Division I list.

... Illinois has had a total of seven players drafted since 2002, which leads the Big Ten and is the 10th-highest total of any program in the nation over the last seven years.

... Two starters from Illinois' 2005 national runner-up squad are currently on NBA rosters (Deron Williams - Utah; Luther Head - Indiana), while the other three starters are playing in Europe (Dee Brown - Italy, James Augustine and Roger Powell - Spain).

... Fourteen Illini players have been first-round draft selections, including Nick Anderson and Kendall Gill from the 1989 Final Four team and recent UI alumni Frank Williams to New York in 2002, Brian Cook to the Los Angeles Lakers in 2003 and the tandem of Deron Williams (No. 3 overall) to Utah and Luther Head (No. 24) to Houston in 2005.

... Illinois has the highest all-time winning percentage among Big Ten schools, and ranks second behind Indiana in all-time victories. In all-time Big Ten play, the Illini are first in conference wins, and third in winning percentage behind Purdue and Indiana.

... Illinois ranks second in the Big Ten behind Indiana in total NCAA appearances with 28.

... The Orange Krush student group is more than just a Fighting Illini cheering section. The students raised approximately \$240,000 last season, which went to the I FUND and a variety of local and national charities. Krush has endowed three scholarships, the Matthew Heldman Memorial Scholarship Fund, which goes to an Illinois basketball player and is named after the former Illini point guard who was tragically killed in a car accident; the Rod Cardinal Sports Medicine Fund, which goes toward UI student athletic trainers and is named for the man who served for 30 years as athletic trainer for the Illini basketball team; and the Louis and Dawn M. Weber Student Manager Enhancement Fund, which goes toward team managers. Krush announced its newest fundraising endeavor last October, creating the Lou Henson Coaching Development Endowment Fund, which will be used to promote the basketball coaching profession within the younger generation. Since the inception of the Orange Krush Foundation in 1998, the group has distributed more than \$1.5 million to charities.

### Illini Sports Network (42 stations)

Aledo, WRMJ-FM 102.3	DuQuoin, WDQN-AM 1580	Mattoon, WCRC-FM 95.7	Rockford, WROK-AM 1440
Alton, WBGZ-AM 1570	Dwight, WJEZ-FM 98.9	Mt. Carmel, WVMC-AM 1360/	Rushville, WXQ-FM 92.5
Bloomington, WTRX-FM 93.7	East Moline, WFXN-AM 1230	WSJD-FM 100.5	Salem, WJBD-AM 1350
Canton, WBYS-AM 1560	Effingham, WCRC-FM 95.7	Murphysboro, WINI-AM 1440	Salem, WJBD-FM 100.1
Carlyle, WCXO-FM 96.7	Galesburg, WGIL-AM 1400	Olney, WSEI-FM 92.9/WVLN-AM 740	Sparta, WHCO-AM 1230
Champaign, WDSW-AM 1400	Jacksonville, WJIL-AM 1550	Paris, WINH-FM 98.5	St. Louis, KFNS-AM 590/KRFT AM-1190
Champaign, WHMS-FM 97.5	Jerseyville, WJBM-AM 1480	Paxton, WPXN-FM 104.9	Springfield, WTAX-AM 1240
Chicago, WIND-AM 560	Kankakee, WGFA-FM 94.1	Peoria, WIRL-AM 1290	Taylorville, WTIM-FM 97.3
Danville, WDAN-AM 1490	Kewanee, WKEI-AM 1450	Pittsfield, WBBA-FM 97.5	Terre Haute, Ind., WINH-FM 98.5
Danville, WDNL-FM, 102.1	LaSalle-Peru, WLPO-AM 1220	Pontiac, WTRX-FM 93.7/WJEZ-FM 98.9	Vandalia, WCRC-FM 95.7
Davenport, Iowa, WFXN-AM 1230	Litchfield, WSMI-FM 106.1/	Quincy, WTAD-AM 930	Watseka, WGFA-FM 94.1
Decatur, WSOY-AM 1340	WAOX-FM 105.3	Robinson, WTAY-AM 1570	
	Macomb, WKXQ-FM 92.5	Robinson, WTYE-FM 101.7	

The 46-point win marked Illinois' largest margin of victory since a 47-point victory over Savannah State in 2006.

### Game #2: Illini Defeat Northern Illinois

Illinois defeated Northern Illinois on Nov. 17, 80-61, in the first-ever meeting between the in-state programs. Brandon Paul scored 20 points – all in the first half – while Mike Davis had 14 points and a career-high 17 rebounds to lead the Illini. The UI frontcourt combined for 42 points on the night, with Mike Tisdale and Dominique Keller each scoring 10 and Tyler Griffey adding eight in addition to Davis' 14.

Illinois never trailed, though after building its first-half lead to as many as 19 points, the Huskies closed to within eight at the break after finishing the half on a 14-3 run. NIU then scored the first five points after intermission to get within three, but the Illini answered with a dominating 18-4 run over the next nine minutes to swell the lead to 17 and held a double-figure margin the rest of the way.

### Career Night on the Glass for Davis

Mike Davis pulled down a career-high 17 rebounds vs. Northern Illinois Nov. 17, the highest rebounding total by an Illini since Shaun Pruitt also had 17 boards vs. Northeastern on Nov. 11, 2007. Davis' previous career best was 16 rebounds, set last season vs. Purdue (Feb. 8).

### Another 20-Point Night For Paul vs. NIU

Brandon Paul made history vs. SIU Edwardsville on Nov. 13, scoring 22 points to set the Illini freshman scoring record in a debut. He continued his scoring spree vs. Northern Illinois on Nov. 17, registering 20 points. With those performances, Paul became the first Illini freshman to have back-to-back 20-point outings in his first two career games. He became the first Illini overall with back-to-back 20-point performances since Shaun Pruitt in 2007 (20 vs. Penn State, Feb. 24 and 20 vs. Iowa, March 3).

### Game #1: Illini Roll Past SIU Edwardsville in Opener

The Illini opened the 2009-10 season with a convincing 96-69 victory over SIU Edwardsville on Nov 13. Freshman Brandon Paul led all scorers with 22 points, while fellow freshman D.J. Richardson scored 14. Demetri McCamey had 11 points and a game-high seven assists, while Mike Davis had 10 points and a game-high 10 rebounds.

The Illini led from start to finish, building the margin to 37 points midway through the second half before settling for the 27-point victory. Illinois shot 55.4 percent, tallied 22 assists, and outrebounded SIUE 41-30.

The 96 points marked Illinois' second-highest total under Bruce Weber and its highest total since scoring 105 vs. Longwood on Dec. 27, 2004.

### Paul Sets Record

The first collegiate game of Brandon Paul's career turned out to be a record-setting performance. Paul scored 22 points vs. SIU Edwardsville, breaking the Illinois freshman scoring record in a debut. The previous record was 21 points by Deon Thomas, set vs. American-Puerto Rico on Nov. 23, 1990. Paul was 8-of-15 from the field, including 4-of-6 from 3-point land, and added 2-of-3 from the free throw line to account for his 22 points.

### Starting Spots Significant for Richardson and Paul

D.J. Richardson and Brandon Paul started their first career games vs. SIU Edwardsville, becoming just the second and third Illini true freshmen to start a season opener under coach Bruce Weber. The only other freshman to start an opener under Weber was Brian Randle on Nov. 22, 2003 vs. Western Illinois.

With Richardson and Paul both in the starting lineup, it marked the first time Illinois had more than one true freshman start a season opener since Dee Brown, Deron Williams and James Augustine started in their collegiate debuts on Nov. 24, 2002 vs. Lehigh.

### Illini Nation's 11th-Winningest Team Under Weber

Illinois has won a total of 168 games during Bruce Weber's tenure in Champaign. Illinois currently ranks as the 11th-winningest team in the nation over the last six-and-a-half seasons. The Illini were tied with Duke and Florida for the most wins nationally at 112 each over a four-year period from 2004-07.

Illinois recorded 26 wins in 2003-04, an NCAA record-tying 37 victories in 2004-05, 26 wins in 2005-06, 23 wins in 2006-07, 16 victories in 2008, 24 wins last season and 16 wins so far this year. The following ranking is the top teams in the NCAA by total wins over the last six-and-a-half seasons (since beginning of 2003-04 season):

	School	Wins	Next Game		School	Wins	Next Game
1.	Memphis	197	Feb. 10	9.	Connecticut	172	Feb. 10
2.	Kansas	191	Feb. 8	10.	Louisville	170	Feb. 11
3.	North Carolina	189	Feb. 10	11.	<b>ILLINOIS</b>	<b>168</b>	<b>Feb. 9</b>
4.	Duke	187	Feb. 10	12.	Wisconsin	167	Feb. 9
5.	Pittsburgh	180	Feb. 8	13.	UCLA	163	Feb. 14
6.	Florida	178	Feb. 10	14.	Kentucky	161	Feb. 9
	Gonzaga	178	Feb. 11		Nevada	161	Feb. 10
8.	Texas	173	Feb. 8				

### Illini By the Numbers Under Weber

Illinois has been a consistent winner under Bruce Weber, a tenure that spans some of the most successful seasons in school history. The following is a breakdown of Illinois' success under Weber:

- 168-65: Illinois' overall record under Weber, a winning percentage of .721.
- 89-17: Illinois' record at the Assembly Hall under Weber, a winning percentage of .840.
- 37-2: Illinois' record in 2004-05, which tied the record for the winningest season in NCAA history.
- 26-7: Illinois' record in 2005-06 as well as 2003-04, which tied the fourth-winningest seasons in school history.
- 24-10: Illinois' record last season, the 10th-winningest season in school history.
- 23-12: Illinois' record in 2006-07.
- 72-39: Illinois' record in Big Ten play under Weber – which includes back-to-back outright championships in 2004 and 2005 and second-place finishes in 2006 and 2009 – a winning percentage of .649.
- 149-55 Illinois' record in regular season games under Weber, a winning percentage of .730.
- 77-16: Illinois' record in regular season non-conference games under Weber, a winning percentage of .828.
- 34-27: Illinois' record in road games under Weber, a winning percentage of .557.
- 43-20: Illinois' record in neutral-site games under Weber, a winning percentage of .683.
- 8-5: Illinois' NCAA Tournament record under Weber – which includes a trip to the Sweet 16 in 2004 and the program's first-ever appearance in the national championship game in 2005 – a winning percentage of .615.

- 11-5: Illinois' Big Ten Tournament record under Weber – which includes the 2005 tournament title – a winning percentage of .688, the best winning percentage in Big Ten Tournament history.
- 19-10: Illinois' combined postseason record under Weber, a winning percentage of .655.

### Preseason Headlines

- Illinois returns three starters and its top three leading scorers from a year ago in guard Demetri McCamey, forward Mike Davis and center Mike Tisdale.
- Junior Demetri McCamey is the Illini's leading returning scorer. He averaged 11.5 points and led the Big Ten in assists in league play (4.9 apg) en route to earning third-team all-conference accolades. McCamey scored in double figures 22 times, with five 20-point performances.
- Junior Mike Davis was second on the team in scoring last season, averaging 11.3 points, and was the Big Ten's No. 2 rebounder with an average of 8.1 boards. The second-team All-Big Ten pick led the conference with nine double-doubles on the season, and also led the league with 11 double-digit rebounding performances on the year. Davis also ranked third in the Big Ten in field goal shooting at 53.3 percent.
- Like Davis, fellow junior Mike Tisdale also had a breakout year last season. Tisdale was third on the team in scoring and rebounding, averaging 10.2 points and 4.0 rebounds, earning NABC All-District honors. Tisdale was the Illini's leading scorer in a team-high 11 games, and shot 53 percent from the field and 80 percent from the free throw line.
- In addition to the three returning starters, Illinois returns five other letterwinners in seniors Dominique Keller and Bubba Chisholm and juniors Jeff Jordan, Bill Cole and Richard Semrau. Stan Simpson, who redshirted last year, also returns.
- Illinois also welcomes four freshmen from a Top 25 recruiting class: guards D.J. Richardson (Peoria, Ill.), Brandon Paul (Gurnee, Ill.) and Joseph Bertrand (Sterling, Ill.) and forward Tyler Griffey (Wildwood, Mo.).
- Wayne McClain is in his ninth year on the Illini staff, and his first as Associate Head Coach after serving as assistant coach since the 2002 season. Coach Weber awarded McClain the new title in October.

### Recapping Last Season

- Illinois went 24-10 overall and finished second in the Big Ten with an 11-7 record.
- The 24 wins marked the 10th-winningest season in school history. Four of the winningest seasons on the UI's Top-10 list have been during Bruce Weber's tenure.
- The Illini earned a No. 5 seed in the NCAA Tournament, it's fifth tournament appearance in Weber's six seasons, ninth in the last 10 seasons, and 28th all-time.
- Illinois posted the third-biggest turnaround in the nation last year, posting 10 more regular season wins in 2009 as compared to 2008.
- Illinois was recognized for its unselfish style of play, where four starters scored in double figures, all averaging between 10.2 and 11.5 points.
- The Illini led the nation in assist rate, totaling assists on 70 percent of its baskets. The Illini also ranked seventh in the NCAA in assists (17.5 apg) and eighth in the NCAA in assist/turnover ratio (1.4).
- Illinois led the Big Ten and ranked third in the nation in scoring defense, allowing 57.2 points per game. Illinois also ranked 21st in the NCAA in field goal percentage defense (.395) and eighth in the NCAA in 3-point field goal percentage defense (.296).
- In conference games only, Illinois led the Big Ten in the top three defensive categories: scoring defense (57.0 ppg), field goal percentage defense (.394) and 3-point field goal percentage defense (.299).

### Weber Receives Contract Extension

The University of Illinois Board of Trustees approved a three-year contract extension for Head Coach Bruce Weber on May 21, 2009, keeping Weber under contract through the conclusion of the 2014-15 season. It was the fourth extension for Weber, who was hired by Director of Athletics Ron Guenther on April 30, 2003 to a five-year contract. He previously earned a one-year extension in 2004, a two-year extension in 2005 and a one-year extension in 2006.

### Illini Nation's Seventh-Winningest Team of the 2000s

Illinois ranked as the seventh-winningest team in the nation over the decade from 2000-09 in terms of total wins. Illinois reeled off 252 victories since the beginning of the 1999-2000 season, trailing only Duke, Kansas, Memphis, Gonzaga, Florida and Connecticut. Following is a list of the winningest teams (ranked by total wins) over the last decade:

	<u>School</u>	<u>Wins</u>		<u>School</u>	<u>Wins</u>
1.	Duke	291	7.	<b>ILLINOIS</b>	<b>252</b>
2.	Kansas	282		Pittsburgh	252
3.	Memphis	267		Utah State	252
4.	Gonzaga	264	10.	North Carolina	251
5.	Florida	261		Texas	251
6.	Connecticut	253	12.	Syracuse	250

### Illinois' Academic Success Under Weber

A total of 18 players have earned their University of Illinois degree during Bruce Weber's tenure, as every player who has completed his eligibility under Weber has graduated. Illinois, meanwhile, is the only Big Ten team to have an Academic Progress Ratings (APR) score ranked in the Top 10 percent nationally in men's basketball every season since the APR was introduced four years ago.

#### Illini Graduates Under Weber

Jerrance Howard - B.S., speech communication  
 Nick Smith - B.S. & M.S., finance  
 Luther Head - B.S., sport management  
 Jack Ingram - B.S., electrical engineering  
 Fred Nkemdi - B.S., political science  
 Roger Powell - B.S., speech communication  
 James Augustine - B.S., sport management  
 Dee Brown - B.S., sport management  
 Marcus Arnold - B.S., speech communication  
 Warren Carter - B.S., community health  
 Rich McBride - B.S., sport management  
 Brian Randle - B.S., agri-finance  
 Calvin Brock - B.S., sport management  
 Chris Hicks - B.S., kinesiology  
 Trent Meacham - B.S., sport management

Shaun Pruitt - B.S., speech communication  
Chester Frazier - B.S., recreation management  
C.J. Jackson - B.S., communication

### Three Illini in the NBA

Illinois currently has three alumni in the NBA in Deron Williams, Luther Head and Brian Cook. Williams, the highest drafted player in Illinois history at No. 3 in the 2005 Lottery, is in his fifth season with the Utah Jazz. Head, taken with the 24th pick in the 2005 first round, is in his fifth season in the NBA and first with the Indiana Pacers. Cook, chosen as the 24th pick in the first round of the 2003 draft by the Los Angeles Lakers, is now in his seventh season in the NBA, currently with the Houston Rockets.

### Illini Overseas

In addition to the three Illini that are currently on NBA rosters, there are a number of Illinois alums currently playing professional basketball overseas:

Robert Archibald (Illinois 1999-02) Spain – Unicaja	Kiwane Garris (Illinois 1994-97) Italy – Umana Reyer
Marcus Arnold (Illinois 2006-07) Czech Republic – BK Pardubice	Jack Ingram (Illinois 2004-05) Slovenia – Krka
James Augustine (Illinois 2003-06) Spain – Gran Canaria	Damir Krupalija (Illinois 1999-02) France – Dijon
Cory Bradford (Illinois 1999-02) Columbia – Bucaros	Trent Meacham (Illinois 2007-09) Austria – Wels
Calvin Brock (Illinois 2006-09) Germany – Weissenhorn	Roger Powell (Illinois 2002-05) Spain – C.B. Murcia
Cleotis Brown (Illinois 1999-2000) Argentina – Libertad	Brian Randle (Illinois 2004, 2006-08) Israel – Galil Gilboa
Dee Brown (Illinois 2003-06) Italy – Air Avellino	Frank Williams (Illinois 2000-02) Argentina – Union S.
Chester Frazier (Illinois 2006-09) Germany – Goettingen	

### D-Will Returns to Campus for Charity Fundraiser

Deron Williams returned to the University of Illinois Aug. 28-29, hosting the second annual Illini Hoop Legends for Charity Dinner and Auction and Golf Classic. The events, part of the Deron Williams Point of Hope Foundation, raised money for local charities as well as the Fighting Illini men's basketball program.

Dave Downey and Mannie Jackson were honored as the first recipients of the Jerry Colangelo Award, given to former Illini players who have gone on to success after their playing career. The dinner also featured a tribute to the Flyin' Illini squad that advanced to the 1989 Final Four.

The weekend raised a total of \$65,000. Williams awarded \$50,000 to the I FUND and \$5,000 each to Lutheran Social Services of Illinois, Crisis Nursery of Urbana-Champaign, and Don Moyer Boys & Girls Club.

### Illinois Ranked Sixth in Sagarin All-Time College Basketball Rankings

ESPN recently published the College Basketball Encyclopedia, which chronicles the players, coaches and teams throughout the history of the sport. As part of that book, Jeff Sagarin applied his computer ratings formula to produce an all-time rankings list for NCAA Division I teams, dating back to the 1938 season when the first NCAA Championship was held.

Illinois is ranked No. 6 on the ESPN/Sagarin All-Time College Basketball Rankings. Eight of the Top 15 teams, meanwhile, are from the Big Ten. In addition to the all-time list for all 330 teams, Top 40 rankings were determined by decade. Illinois checked in at No. 3 in the 1940s, No. 2 in the '50s, No. 12 in the '60s, No. 4 in the '80s, No. 29 in the '90s, and No. 6 in the 2000s.

Following is the Top 25 from the ESPN/Sagarin All-Time College Basketball Rankings:

- |                    |                         |
|--------------------|-------------------------|
| 1. Kentucky        | 14. Minnesota           |
| 2. UCLA            | 15. Michigan State      |
| 3. Kansas          | 16. St. John's          |
| 4. North Carolina  | 17. Cincinnati          |
| 5. Indiana         | 18. Oklahoma State      |
| <b>6. ILLINOIS</b> | 19. Utah                |
| 7. Duke            | 20. Oklahoma            |
| 8. Purdue          | 21. Villanova           |
| 9. Ohio State      | 22. N.C. State          |
| 10. Iowa           | 23. Syracuse            |
| 11. Louisville     | 24. Marquette           |
| 12. Notre Dame     | 25. Southern California |
| 13. Michigan       |                         |

## ILLINOIS BASKETBALL QUICK FACTS

### GENERAL INFORMATION

**Location:** Champaign-Urbana, Ill.  
**Founded:** 1867  
**Enrollment:** 42,326  
**Nickname:** Fighting Illini  
**Colors:** Orange and Blue  
**Arena:** Assembly Hall  
**Opened:** 1963  
**Capacity:** 16,618  
**Conference:** Big Ten  
**Interim President:** Stanley O. Ikenberry  
**Director of Athletics:** Ron Guenther  
**Athletics Department Phone:** 217-333-3631  
**Ticket Office Phone:** 217-333-3470 or 1-866-ILLINI-1

### HISTORY

**Seasons of Basketball:** 105th  
**First Year of Basketball:** 1906  
**All-Time Record:** 1,625-861 (.654)  
**All-Time Big Ten Record:** 869-621 (.583)  
**Big Ten Championships / Last:** 17 / 2005  
**NCAA Tournament Appearances / Last:** 28 / 2009  
**All-Time NCAA Tournament Record:** 38-29 (.567)  
**NCAA Final Four Appearances / Last:** 5 / 2005

### COACHING STAFF

**Head Coach:** Bruce Weber, 7th year  
**Alma Mater, Year:** Wisconsin-Milwaukee '78  
**Record at Illinois / Years:** 168-65 (.721) / 7th  
**Career Record / Years:** 271-119 (.695) / 12th  
**Basketball Office Phone:** 217-333-3400  
**Basketball Office Fax:** 217-333-2120  
**Associate Head Coach:** Wayne McClain, 9th year  
**Assistant Coaches:** Jay Price, 7th year;  
Jerrance Howard, 3rd year  
**Assistant to the Head Coach:** Gary Nottingham  
**Director of Basketball Operations:** Sean Harrington  
**Coordinator of Special Projects:** Rod Cardinal  
**Athletic Trainer:** Al Martindale  
**Strength and Conditioning Coach:** Jimmy Price  
**Video Coordinator:** Matt Scaletta  
**Administrative Secretary:** Julie Pioletti

### 2008-09 TEAM INFORMATION

**Record:** 24-10  
**Big Ten Record / Finish:** 11-7 / T-2nd  
**Postseason:** NCAA Tournament First Round  
**Final Ranking:** AP - RV / Coaches - RV  
**Starters Returning / Lost:** 3 / 2  
**Lettermen Returning / Lost:** 8 / 5  
**Newcomers:** 4

### SPORTS INFORMATION

**Men's Basketball SID Contact:** Derrick Burson  
**Cell Phone:** 217-766-7315  
**Email:** burson@illinois.edu  
**Sports Information Director:** Kent Brown  
**Cell Phone:** 217-493-9795  
**Email:** kwbrown3@illinois.edu  
**SID Office Phone:** 217-333-1391  
**SID Office Fax:** 217-333-5540  
**Assembly Hall Press Row Phone:** 217-333-1227  
**Mailing Address:** Bielfeldt Athletics Admin. Bldg.  
1700 South Fourth Street  
Champaign, IL 61820  
**Website:** www.fightingillini.com

## ILLINOIS SIGNS TOP-10 RECRUITING CLASS

Illinois signed one of the nation's top recruiting classes during the early signing period, landing in-state talents Jereme Richmond, Crandall Head and Meyers Leonard. The Recruiting Services Consensus Index lists all three players in the Top 75, giving the Fighting Illini the No. 4 class in the nation by ESPNU, No. 6 nationally by Scout.com and No. 10 nationally by Rivals.com.

### JEREME RICHMOND

Wing // 6-8 // 195  
Hometown: Waukegan, Ill.  
High School/Coach: Waukegan/Ron Ashlaw  
AAU Program/Coach: Mac Irvin Fire/Mike Irvin (started with Rising Stars/Brian Davis)

**Notes:** Consensus national top-25 recruit (No. 18 on rscihoops.com) ... Averaged 20.1 points, 9.7 rebounds, 3.6 assists and 2.3 blocks as a junior ... Led Waukegan to state runner-up finish in IHSA Class 4A ... Ranked No. 16 nationally by Scout, No. 17 by both ESPNU and Hoopmasters, No. 18 by All Star Report, No. 21 by Prep Stars and No. 36 by Rivals ... Chicago Sun-Times and Champaign-Urbana News-Gazette Player of the Year in 2009 ... Consensus first-team All-State selection by the Associated Press, Chicago Tribune, Chicago Sun-Times, Champaign-Urbana News-Gazette and Illinois Basketball Coaches Association in 2009.

**Weber on Richmond:** "Jereme is extremely talented and so versatile that he can play practically any position on the floor. He's a team-first player who makes everyone around him better and that was evident in the way he led Waukegan all the way to the state title game last year. Jereme has tremendous feel and knowledge for the game, and his best attribute of all might be his passing. He has excellent court vision. We've obviously been close to Jereme and the Richmond family for a number of years. We appreciate their loyalty and the commitment they've made to our program and university. I know Coach Ashlaw has been impressed with the growth and improvement Jereme has made, and they have big goals for his senior season."

### CRANDALL HEAD

Guard // 6-4 // 180  
Hometown: Matteson, Ill.  
High School/Coach: Rich South/Scot Ritter  
AAU Program/Coach: Mac Irvin Fire/Mike Irvin

**Notes:** Consensus national top-75 recruit (No. 59 on rscihoops.com) ... Averaged 21 points, seven rebounds and four steals as a junior ... Ranked No. 42 nationally by All Star Report, No. 53 by Hoopmasters, No. 59 by both Scout and Prep Stars and No. 73 by ESPNU ... First-team All-State selection by the Associated Press and Champaign-Urbana News-Gazette in 2009 ... Second-team All-State by the Chicago Sun-Times ... Special mention All-State by the Chicago Tribune ... Fourth-team All-State by the Illinois Basketball Coaches Association.

**Weber on Head:** "Crandall has been around us since he was in middle school, watching the success of his brother and our program during the Final Four run in 2005. So we've had a great relationship with him and his family through the years and are happy that Crandall also will be wearing that No. 4 Illini jersey. He has a lot of physical attributes that are similar to Luther, as he is extremely athletic and versatile with great jumping ability and is able to get to the basket. He has some rehab work ahead of him and needs to take his time and get fully healed. Sitting out will be a challenge because Crandall loves to play."

### MEYERS LEONARD

Center // 7-0 // 215  
Hometown: Robinson, Ill.  
High School/Coach: Robinson/Bob Coffman  
AAU Program/Coach: Mac Irvin Fire/Mike Irvin (started with Team Ramey/Terrell Ramey)

**Notes:** Consensus national top-50 recruit (No. 36 on rscihoops.com) ... Averaged 12 points, nine rebounds and three blocks as a junior ... Ranked No. 39 nationally by both Rivals and Scout, No. 44 by All Star Report, No. 47 by Hoopmasters, No. 51 by Prep Stars and No. 52 by ESPNU ... Special mention All-State by the Champaign-Urbana News-Gazette and Illinois Basketball Coaches Association in 2009.

**Weber on Leonard:** "I rarely have seen athleticism and mobility from a 7-footer like Meyers has. The progress he's made over the last two years has been impressive. He reminds our staff of James Augustine with that same ability to run the floor as a big man. He began his high school career as a guard but had an incredible growth spurt and then transitioned to center. I've known Coach Coffman for a long time. He does a great job and feels that Meyers has the ability to help Robinson contend for a state title this season."

## THE WEBER FILE

### HOMETOWN

Milwaukee, Wis.

### FAMILY

Wife: Megan

Daughters: Hannah, Christy and Emily

### EDUCATION

Wisconsin-Milwaukee (B.S. '78)

Western Kentucky (M.S. '81)

### EXPERIENCE

Head Coach, Illinois (2004-10)

Head Coach, Southern Illinois (1999-2003)

Assistant Coach, Purdue (1981-98)

Assistant Coach, Western Kentucky (1980)

### BEST WINNING PERCENTAGE IN BIG TEN HISTORY

#### MINIMUM SIX YEARS IN THE CONFERENCE

Rk.	Coach	Pct. (W-L)	Years
1.	Bob Knight (IND)	.734 (661-240)	29
2.	Bo Ryan (WIS)	.727 (210-79)	9th
3.	<b>Bruce Weber (ILL)</b>	<b>.721 (168-65)</b>	<b>7th</b>
4.	Tom Izzo (MSU)	.714 (355-142)	15th
5.	Walter Meanwell (WIS)	.713 (246-99)	20
6.	Ward Lambert (PUR)	.709 (371-152)	28.5

### MOST WINS IN LAST SIX-AND-A-HALF SEASONS IN NCAA

Rk.	Coach	Wins	Next Game
1.	John Calipari (Mem/Ky)	203	Feb. 9
2.	Bill Self (Kansas)	191	Feb. 8
3.	Roy Williams (UNC)	189	Feb. 10
4.	Mike Krzyzewski (Duke)	187	Feb. 10
5.	Billy Donovan (Florida)	178	Feb. 10
	Mark Few (Gonzaga)	178	Feb. 11
7.	Rick Barnes (Texas)	173	Feb. 8
8.	Jim Calhoun (UConn)	172	Feb. 10
9.	Rick Pitino (Louisville)	170	Feb. 11
10.	<b>Bruce Weber (Illinois)</b>	<b>168</b>	<b>Feb. 9</b>
11.	Bo Ryan (Wisconsin)	167	Feb. 9
12.	Ben Howland (UCLA)	163	Feb. 14

### ILLINOIS CAREER WINS LIST

Rk.	Coach	Wins	Years
1.	Lou Henson	423	21
2.	Harry Combes	316	20
3.	<b>Bruce Weber</b>	<b>168</b>	<b>7th</b>
4.	Doug Mills	151	11
5.	J. Craig Ruby	148	14

### MOST WINS IN FIRST SIX SEASONS IN BIG TEN HISTORY

Rk.	Coach	Wins	Years
1.	<b>Bruce Weber (ILL)</b>	<b>152</b>	<b>2004-09</b>
2.	Tom Izzo (MSU)	148	1996-2001
3.	Bo Ryan (WIS)	142	2002-07
4.	Bob Knight (IND)	141	1972-77
5.	Steve Fisher (MICH)	134	1989-95

### MOST WINS IN FIRST 11 SEASONS IN NCAA HISTORY

Rk.	Coach	Wins	Years
1.	Roy Williams	305	1989-99
2.	Everett Case	280	1947-57
3.	Denny Crum	263	1972-82
4.	Jim Boeheim	261	1977-87
5.	Nolan Richardson	260	1981-91
	John Calipari	260	1989-96, 2001-03
7.	Jerry Tarkanian	259	1969-79
8.	Tubby Smith	256	1992-2002
9.	<b>Bruce Weber</b>	<b>255</b>	<b>1999-2009</b>
	Tom Izzo	255	1996-2006



# HEAD COACH BRUCE WEBER

7TH YEAR AT ILLINOIS

12TH YEAR OVERALL

31ST YEAR AS A COLLEGE COACH

- Consensus National Coach of the Year and Big Ten Coach of the Year in 2005
- NCAA Runner-Up in 2005
- Five NCAA Tournament Appearances
- Back-to-Back Outright Big Ten Championships in 2004 and 2005
- Big Ten Tournament Championship in 2005
- Four NBA Draft Picks, including two first rounders
- Three Consensus All-Americans
- Graduated 100 percent of players that completed eligibility at Illinois (18 for 18)
- USA Basketball Men's Junior National Committee
- Coaches vs. Cancer Champion Award in 2007
- Third-highest winning percentage of any coach in Big Ten history with at least six seasons in the league at 72.1 percent
- 10th-winningest coach in the nation over last six-and-a-half seasons with 168 victories
- Ninth-most victories by a coach in NCAA history through first 11 seasons (255 from 1999-2009)
- Most wins in Big Ten history by a coach after first six years (152 from 2004-09)
- Third on the Illinois career coaching wins list with 168 victories
- Directed 2004 Illini to its first outright Big Ten championship since 1952 and NCAA Sweet 16
- Third coach in Big Ten history to win outright conference title in first season
- Led Illini to best start in school history and third-best start in Big Ten history with 29-0 beginning to 2005 season
- First coach in Big Ten history to win consecutive outright titles in his first two seasons
- Led Illinois to 37 victories in 2005, tying NCAA record for single-season wins
- Directed Illinois to 26 wins, Big Ten runner-up finish and NCAA Second Round in 2006
- Led Illini to 23 wins and NCAA Tournament appearance in 2007
- Directed Illinois to 2008 Big Ten Tournament championship game
- Led Illinois back to Top 25 in 2009 with 24-win season, Big Ten runner-up finish and No. 5 seed in NCAA Tournament


## WEBER'S CAREER HEAD COACHING RECORD

### ILLINOIS

Year	Overall	Pct.	Big Ten	Pct.	Finish	Postseason
2003-04	26-7	.788	13-3	.813	1st	NCAA Sweet 16
2004-05	37-2	.949	15-1	.938	1st	NCAA Runner-Up
2005-06	26-7	.788	11-5	.688	T-2nd	NCAA 2nd Round
2006-07	23-12	.657	9-7	.563	T-4th	NCAA 1st Round
2007-08	16-19	.457	5-13	.278	T-9th	
2008-09	24-10	.706	11-7	.611	T-2nd	NCAA 1st Round
2009-10	16-8	.667	8-3	.727		
<b>Illinois Totals</b>	<b>168-65</b>	<b>.721</b>	<b>72-39</b>	<b>.649</b>	<b>(Seven Years)</b>	
<b>Career Totals</b>	<b>271-119</b>	<b>.695</b>			<b>(12 Years)</b>	

### SOUTHERN ILLINOIS

Year	Overall	Pct.	MVC	Pct.	Finish	Postseason
1998-99	15-12	.556	10-8	.556	T-5th	
1999-2000	20-13	.606	12-6	.667	3rd	NIT
2000-01	16-14	.533	10-8	.556	T-4th	
2001-02	28-8	.778	14-4	.778	T-1st	NCAA Sweet 16
2002-03	24-7	.774	16-2	.889	1st	NCAA 1st Round
<b>SIU Totals</b>	<b>103-54</b>	<b>.656</b>			<b>(Five Years)</b>	



# 2 JOSEPH BERTRAND

FRESHMAN // GUARD // 6-5 // 185

STERLING, ILL. // STERLING H.S.

## BERTRAND'S CAREER HIGHS

MINUTES

Season:

POINTS

Season:

FIELD GOALS

Season:

FIELD GOAL ATTEMPTS

Season:

3-POINT FIELD GOALS

Season:

3-POINT FIELD GOAL ATTEMPTS

Season:

FREE THROWS

Season:

FREE THROW ATTEMPTS

Season:

REBOUNDS

Season:

ASSISTS

Season:

BLOCKS

Season:

STEALS

Season:

**2009-10 Notes:** Had knee surgery Sept. 11 to repair torn lateral meniscus ... Was sidelined with swelling in his right knee and returned to practice in mid-December ... Returned to sideline in early January after tearing calf muscle ... Has returned to practice but is considering a redshirt.


**Career Notes:** Enrolled in the College of Liberal Arts and Sciences, general curriculum ... Sterling High School's all-time leading scorer ... Averaged 15.5 points, 4.2 rebounds, 4.5 assists and 1.6 steals as a senior ... First-team All-State by Illinois Basketball Coaches Association, second-team All-State by *Associated Press* and *Champaign-Urbana News-Gazette* and special mention All-State by *Chicago Tribune* as a senior ... Two-time IHSA Class 3A slam dunk champion as a junior and senior.

### BERTRAND'S 2009-10 GAME-BY-GAME STATISTICS

Date	Opponent	G-GS	MIN	FG-A	3P-A	FT-A	REB	PF	A	TO	B	S	PTS
11-13	SIU Edwardsville		DNP-Inj.										
11-17	Northern Illinois		DNP-Inj.										
11-21	Presbyterian		DNP-Inj.										
11-24	Wofford		DNP-Inj.										
11-27	vs. Utah		DNP-Inj.										
11-28	vs. Bradley		DNP-Inj.										
12-2	at Clemson		DNP-Inj.										
12-5	Boise State		DNP-Inj.										
12-8	Vanderbilt		DNP-Inj.										
12-13	Western Michigan		DNP-Inj.										
12-19	vs. Georgia		DNP-Inj.										
12-23	vs. Missouri		DNP-Inj.										
12-30	Northwestern		DNP-Inj.										
1-2	vs. Gonzaga		DNP-Inj.										
1-5	Iowa		DNP-Inj.										
1-9	at Indiana		DNP-Inj.										
1-12	Penn State		DNP-Inj.										
1-16	at Michigan State		DNP-Inj.										
1-19	Purdue		DNP-Inj.										
1-23	at Northwestern		DNP-Inj.										
1-27	at Penn State		DNP-Inj.										
1-30	Indiana		DNP-Inj.										
2-3	at Iowa		DNP-Inj.										
2-6	Michigan State		DNP-Inj.										

### BERTRAND'S CAREER STATISTICS

Year	G-GS	MIN/Avg	FGM-A/%	3PM-A/%	FTM-A/%	OR-DR-TOT/Avg	PF-DQ	A/Avg	TO	B/Avg	S/Avg	PTS/Avg
2009-10												



# 15 BUBBA CHISHOLM\*

SENIOR // GUARD // 5-11 // 180

CHAMPAIGN, ILL. // CENTRAL H.S. // LINCOLN LAND CC

**2009-10 Notes:** Earned a scholarship for the 2010 spring semester ... Has played in eight games this season, totaling 10 minutes ... Made his first 3-pointer of the season and tied his career high with three points vs. Presbyterian (Nov. 21) in a career-best three minutes of play ... Had two points in season opener vs. SIU Edwardsville (Nov. 13) ... Also saw action vs. Northern Illinois (Nov. 17), Wofford (Nov. 24), Boise State (Dec. 5), Western Michigan (Dec. 13), Missouri (Dec. 23) and Iowa (Jan. 5).

**Career Notes:** Will graduate in May with a degree in finance ... Joined the team following walk-on tryouts ... Appeared in 14 games last season, totaling four points, four assists and one rebound in 18 minutes ... Attended Lincoln Land Junior College in Springfield, Ill., earning second-team all-conference honors in the MWAC ... Had a 4.0 GPA at Lincoln Land, earning Academic All-America honors.

## CHISHOLM'S CAREER/SEASON HIGHS

### MINUTES

**Career:** 3 vs. Presbyterian (11/21/09)  
**Season:** 3 vs. Presbyterian (11/21/09)

### POINTS

**Career:** 3, twice; last vs. Presbyterian (11/21/09)  
**Season:** 3 vs. Presbyterian (11/21/09)

### FIELD GOALS

**Career:** 1, three times; last vs. Presbyterian (11/21/09)  
**Season:** 1, twice; last vs. Presbyterian (11/21/09)

### FIELD GOAL ATTEMPTS

**Career:** 2, four times; last vs. Western Michigan (12/13/09)  
**Season:** 2, three times; last vs. Western Michigan (12/13/09)

### 3-POINT FIELD GOALS

**Career:** 1, twice; last vs. Presbyterian (11/21/09)  
**Season:** 1 vs. Presbyterian (11/21/09)

### 3-POINT FIELD GOAL ATTEMPTS

**Career:** 2, three times; last vs. Western Michigan (12/13/09)  
**Season:** 2, twice; last vs. Western Michigan (12/13/09)

### FREE THROWS

**Career:** 1 vs. Chicago State (12/10/08)  
**Season:** 0

### FREE THROW ATTEMPTS

**Career:** 2 vs. Chicago State (12/10/08)  
**Season:** 0

### REBOUNDS

**Career:** 1, twice; last vs. Western Michigan (12/13/09)  
**Season:** 1 vs. Western Michigan (12/13/09)

### ASSISTS

**Career:** 2 vs. Georgia (12/6/08)  
**Season:** 0

### BLOCKS

**Career:** 0  
**Season:** 0

### STEALS

**Career:** 1, three times; last vs. Western Michigan (12/13/09)  
**Season:** 1 vs. Western Michigan (12/13/09)

## CHISHOLM'S 2009-10 GAME-BY-GAME STATISTICS

Date	Opponent	G-GS	MIN	FG-A	3P-A	FT-A	REB	PF	A	TO	B	S	PTS
11-13	SIU Edwardsville	1-0	2	1-2	0-1	0-0	0-0-0	0	0	0	0	0	2
11-17	Northern Illinois	1-0	1	0-0	0-0	0-0	0-0-0	0	0	0	0	0	0
11-21	Presbyterian	1-0	3	1-2	1-2	0-0	0-0-0	1	0	0	0	0	3
11-24	Wofford	1-0	0+	0-0	0-0	0-0	0-0-0	0	0	0	0	0	0
11-27	vs. Utah		DNP										
11-28	vs. Bradley		DNP										
12-2	at Clemson		DNP										
12-5	Boise State	1-0	0+	0-0	0-0	0-0	0-0-0	0	0	0	0	0	0
12-8	Vanderbilt		DNP										
12-13	Western Michigan	1-0	2	0-2	0-2	0-0	0-1-1	0	0	0	0	1	0
12-19	vs. Georgia		DNP										
12-23	vs. Missouri	1-0	0+	0-0	0-0	0-0	0-0-0	0	0	0	0	0	0
12-30	Northwestern		DNP										
1-2	vs. Gonzaga		DNP										
1-5	Iowa	1-0	2	0-1	0-1	0-0	0-0-0	1	0	1	0	0	0
1-9	at Indiana		DNP										
1-12	Penn State		DNP										
1-16	at Michigan State		DNP										
1-19	Purdue		DNP										
1-23	at Northwestern		DNP										
1-27	at Penn State		DNP										
1-30	Indiana		DNP										
2-3	at Iowa		DNP										
2-6	Michigan State		DNP										

## CHISHOLM'S CAREER STATISTICS

Year	G-GS	MIN/Avg	FGM-A/%	3PM-A/%	FTM-A/%	OR-DR-TOT/Avg	PF-DQ	A/Avg	TO	B/Avg	S/Avg	PTS/Avg
2008-09	14-0	18/1.3	1-8/.125	1-7/.143	1-2/.500	0-1-1/0.1	0-0	4/0.3	1	0/0.0	3/0.2	4/0.3
2009-10	8-0	10/1.3	2-7/.286	1-6/.167	0-0/.000	0-1-1/0.1	2-0	0/0.0	1	0/0.0	1/0.1	5/0.6
<b>Totals</b>	<b>22-0</b>	<b>28/1.3</b>	<b>3-15/.200</b>	<b>2-13/.154</b>	<b>1-2/.500</b>	<b>0-2-2/0.1</b>	<b>2-0</b>	<b>4/0.2</b>	<b>2</b>	<b>0/0.0</b>	<b>4/0.2</b>	<b>9/0.4</b>



# 30 BILL COLE\*\*

**JUNIOR // FORWARD // 6-9 // 215**  
**PEORIA, ILL. // RICHWOODS H.S.**

**2009-10 Notes:** Has played in all 24 games, starting the last 10, and is averaging a career-best 3.9 points ... Averaging 19.1 minutes per game, more than quadrupling his playing time from last season ... Ranks fourth on the team with average of 2.9 rebounds ... Fourth on the Illini with 25 offensive rebounds ... Seven points along with three rebounds vs. SIU Edwardsville (Nov. 13) ... Five points and six rebounds vs. Presbyterian (Nov. 21) ... Six rebounds vs. Bradley (Nov. 28) ... Career-high three assists vs. Boise State (Dec. 5) ... Seven points vs. Western Michigan (Dec. 13) on 3-of-4 shooting ... Nine points and five boards vs. Georgia (Dec. 19) ... Nine points vs. Northwestern (Dec. 30) ... Earned first career start vs. Iowa (Jan. 5), totaling four points, four rebounds, career-high two steals and two blocks ... Tied career high with two steals at Indiana (Jan. 9) ... Five points and career-high tying two steals at Michigan State (Jan. 16) ... Five points and career-high three blocks vs. Purdue (Jan. 19) ... Scored career-high 12 points at Penn State (Jan. 27), hitting four 3-pointers ... Also set career high in rebounds at Penn State with seven boards and tied career high with three assists ... Played career-high 29 minutes vs. Indiana (Jan. 30), scoring eight points.

**Career Notes:** Majoring in consumer economics and finance ... Played in 17 games as a sophomore, averaging 1.6 points and 0.8 rebounds ... Scored nine points vs. Purdue in Big Ten Tournament semifinal ... Appeared in 12 games as a freshman ... Richwoods High School product was first-ever two-time Class AA Player of the Year by *Peoria Journal Star*.

## COLE'S 2009-10 GAME-BY-GAME STATISTICS

Date	Opponent	G-GS	MIN	FG-A	3P-A	FT-A	REB	PF	A	TO	B	S	PTS
11-13	SIU Edwardsville	1-0	20	3-6	1-4	0-0	1-2-3	2	1	1	1	0	7
11-17	Northern Illinois	1-0	14	0-0	0-0	0-0	0-2-2	2	1	1	1	1	0
11-21	Presbyterian	1-0	16	2-6	1-2	0-0	4-2-6	3	0	0	1	0	5
11-24	Wofford	1-0	12	2-2	0-0	0-1	1-0-1	1	0	0	0	0	4
11-27	vs. Utah	1-0	10	0-2	0-1	0-0	0-3-3	2	0	0	0	0	0
11-28	vs. Bradley	1-0	15	1-3	0-1	1-1	2-4-6	1	0	0	0	1	3
12-2	at Clemson	1-0	12	1-4	0-2	0-0	2-3-5	1	1	0	0	0	2
12-5	Boise State	1-0	19	0-1	0-0	0-0	2-1-3	5-1	3	0	0	0	0
12-8	Vanderbilt	1-0	14	1-2	0-1	0-0	0-1-1	0	0	1	0	1	2
12-13	Western Michigan	1-0	18	3-4	1-2	0-0	0-1-1	2	2	0	0	0	7
12-19	vs. Georgia	1-0	17	3-5	1-3	2-2	3-2-5	3	1	0	1	0	9
12-23	vs. Missouri	1-0	15	0-1	0-1	0-0	0-3-3	1	2	1	0	1	0
12-30	Northwestern	1-0	27	3-5	2-3	1-2	1-1-2	1	1	2	1	0	9
1-2	vs. Gonzaga	1-0	8	0-0	0-0	0-0	0-1-1	0	2	0	0	0	0
1-5	Iowa	1-1	24	2-4	0-1	0-0	3-1-4	0	0	0	2	2	4
1-9	at Indiana	1-1	23	0-3	0-2	1-2	1-2-3	4	0	1	2	2	1
1-12	Penn State	1-1	26	1-2	1-2	0-0	0-1-1	2	2	0	0	0	3
1-16	at Michigan State	1-1	21	2-4	1-3	0-0	1-2-3	0	1	0	0	2	5
1-19	Purdue	1-1	25	2-5	1-4	0-0	1-1-2	5-2	2	4	3	1	5
1-23	at Northwestern	1-1	22	1-2	0-1	0-0	1-2-3	1	1	0	1	0	2
1-27	at Penn State	1-1	27	4-6	4-5	0-1	1-6-7	1	3	0	2	0	12
1-30	Indiana	1-1	29	2-4	1-2	3-4	1-3-4	3	2	0	0	0	8
2-3	at Iowa	1-1	26	1-2	0-1	1-2	0-1-1	2	1	0	0	1	3
2-6	Michigan State	1-1	19	1-1	0-0	0-0	0-0-0	1	1	2	1	1	2

## COLE'S CAREER/SEASON HIGHS

### MINUTES

**Career:** 29 vs. Indiana (1/30/10)  
**Season:** 29 vs. Indiana (1/30/10)

### POINTS

**Career:** 12 at Penn State (1/27/10)  
**Season:** 12 at Penn State (1/27/10)

### FIELD GOALS

**Career:** 4 at Penn State (1/27/10)  
**Season:** 4 at Penn State (1/27/10)

### FIELD GOAL ATTEMPTS

**Career:** 6, five times; last at Penn State (1/27/10)  
**Season:** 6, three times; last at Penn State (1/27/10)

### 3-POINT FIELD GOALS

**Career:** 4 at Penn State (1/27/10)  
**Season:** 4 at Penn State (1/27/10)

### 3-POINT FIELD GOAL ATTEMPTS

**Career:** 6 vs. Purdue (3/14/09)  
**Season:** 5 at Penn State (1/27/10)

### FREE THROWS

**Career:** 3 vs. Indiana (1/30/10)  
**Season:** 3 vs. Indiana (1/30/10)

### FREE THROW ATTEMPTS

**Career:** 5 vs. Jackson State (11/23/08)  
**Season:** 4 vs. Indiana (1/30/10)

### REBOUNDS

**Career:** 7 at Penn State (1/27/10)  
**Season:** 7 at Penn State (1/27/10)

### ASSISTS

**Career:** 3, twice; last at Penn State (1/27/10)  
**Season:** 3, twice; last at Penn State (1/27/10)

### BLOCKS

**Career:** 3 vs. Purdue (1/19/10)  
**Season:** 3 vs. Purdue (1/19/10)

### STEALS

**Career:** 2, twice; last at Indiana (1/9/10)  
**Season:** 2, three times; last at Michigan State (1/16/10)

## COLE'S CAREER STATISTICS

Year	G-GS	MIN/Avg	FGM-A/%	3PM-A/%	FTM-A/%	OR-DR-TOT/Avg	PF-DQ	A/Avg	TO	B/Avg	S/Avg	PTS/Avg
2007-08	12-0	81/6.8	11-21/52.4	3-10/30.0	3-7/42.9	7-10-17/1.4	8-0	2/0.2	7	6/0.5	4/0.3	28/2.3
2008-09	17-0	76/4.5	9-25/36.0	6-16/37.5	3-9/33.3	5-8-13/0.8	15-0	4/0.2	2	3/0.2	1/0.1	27/1.6
2009-10	24-10	459/19.1	35-74/47.3	14-41/34.1	9-15/60.0	25-45-70/2.9	43-2	27/1.1	13	16/0.7	13/0.5	93/3.9
<b>Totals</b>	<b>53-10</b>	<b>616/11.6</b>	<b>55-120/45.8</b>	<b>23-67/34.3</b>	<b>15-31/48.4</b>	<b>37-63-100/1.9</b>	<b>66-2</b>	<b>32/0.6</b>	<b>22</b>	<b>25/0.5</b>	<b>18/0.3</b>	<b>148/2.8</b>



# 24 MIKE DAVIS\*\*

**JUNIOR // FORWARD // 6-9 // 220**

**ALEXANDRIA, VA. // T.C. WILLIAMS H.S.**

**2009-10 Notes:** Has started 20 of 24 games, ranking fourth on the team in scoring (10.7 ppg) and leading the Illini in rebounding (8.5 rpg) ... No. 2 in the Big Ten and No. 60 in the NCAA in rebounding ... Second in Big Ten with nine double-doubles ... Has scored in double figures in 16 games ... Illinois' leading rebounder in 17 games ... 10 points and 10 rebounds vs. SIU Edwardsville (Nov. 13) ... Second straight double-double vs. Northern Illinois (Nov. 17), tallying 14 points and career-high 17 rebounds ... Third double-double with 16 points and 11 rebounds against Wofford (Nov. 24) ... Season-high 22 points on 9-of-11 shooting with nine rebounds at Clemson (Dec. 2) ... Fourth double-double with 16 points and 12 rebounds vs. Boise State (Dec. 5) ... Fifth double-double with 12 points and 10 boards vs. Western Michigan (Dec. 13) ... Sixth double-double with 11 points and 13 rebounds vs. Missouri (Dec. 23) ... Seventh double-double with 20 points and career-high tying 17 boards vs. Northwestern (Dec. 30) ... Eighth double-double with 12 points and 10 boards vs. Gonzaga (Jan. 2) ... Game-high 11 rebounds at Indiana (Jan. 9) ... Grabbed 500th career rebound vs. Penn State (Jan. 12) ... 11 points at Michigan State (Jan. 16) ... Recorded a double-double for the first time in five games vs. Purdue (Jan. 19), notching his ninth of the season and 18th of his career with 17 points and 15 boards ... 11 points and game-high eight rebounds at Penn State (Jan. 27) ... 16 points and two blocks vs. Michigan State (2/6/10).

**Career Notes:** Majoring in recreation, sport and tourism-sport management ... Started all 34 games last year, averaging 11.4 points and 8.1 rebounds ... Second-team All-Big Ten (coaches), third-team All-Big Ten (media) and USBWA All-District 5 selection ... Big Ten All-Tournament Team ... Big Ten's No. 2 rebounder led conference with nine double-doubles on the year ... Third in Big Ten in field goal shooting at 53.3 percent (171-321) ... Scored in double figures 23 times, with five 20-point games ... Illini's leading scorer in nine games and leading rebounder in 23 games on the year ... Selected to attend the 2009 USA Basketball World University Games team trials but had to withdraw after suffering a broken left ankle ... Averaged 2.6 points and 1.8 rebounds as a freshman.

## DAVIS' 2009-10 GAME-BY-GAME STATISTICS

Date	Opponent	G-GS	MIN	FG-A	3P-A	FT-A	REB	PF	A	TO	B	S	PTS
11-13	SIU Edwardsville	1-1	22	4-5	0-0	2-6	3-7-10	0	1	0	0	0	10
11-17	Northern Illinois	1-1	33	4-9	0-0	6-8	4-13-17	4	1	0	2	0	14
11-21	Presbyterian	1-1	20	6-8	0-0	0-0	3-6-9	1	2	1	0	0	12
11-24	Wofford	1-1	36	6-13	0-0	4-4	1-10-11	1	1	0	1	0	16
11-27	vs. Utah	1-1	25	1-6	0-0	0-0	1-4-5	1	0	1	0	0	2
11-28	vs. Bradley	1-1	35	7-13	0-0	3-4	2-6-8	2	1	2	0	1	17
12-2	at Clemson	1-1	34	9-11	0-0	4-4	3-6-9	0	2	1	1	1	22
12-5	Boise State	1-1	36	8-19	0-0	0-1	6-6-12	1	1	2	0	1	16
12-8	Vanderbilt	1-1	34	2-5	0-0	0-1	1-7-8	1	3	1	2	0	4
12-13	Western Michigan	1-1	22	6-10	0-0	0-0	2-8-10	1	0	0	1	0	12
12-19	vs. Georgia	1-1	38	6-12	0-0	0-0	0-6-6	1	1	0	2	2	12
12-23	vs. Missouri	1-1	37	5-14	0-0	1-2	6-7-13	3	0	5	0	1	11
12-30	Northwestern	1-1	42	9-14	0-0	2-2	3-14-17	3	3	2	0	0	20
1-2	vs. Gonzaga	1-1	43	6-16	0-0	0-2	3-7-10	2	0	2	0	0	12
1-5	Iowa	1-1	24	3-8	0-0	0-1	2-3-5	0	1	0	0	0	6
1-9	at Indiana	1-1	33	1-2	0-0	0-2	1-10-11	4	1	4	0	0	2
1-12	Penn State	1-1	28	1-6	0-0	0-0	0-4-4	1	2	1	0	1	2
1-16	at Michigan State	1-1	27	4-15	0-0	3-3	1-3-4	2	0	1	0	2	11
1-19	Purdue	1-1	38	8-16	0-0	1-4	6-9-15	3	0	2	0	0	17
1-23	at Northwestern	1-1	23	0-3	0-0	0-0	0-2-2	4	1	1	0	0	0
1-27	at Penn State	1-0	27	4-6	0-0	3-4	2-6-8	2	2	1	1	0	11
1-30	Indiana	1-0	19	3-5	0-0	0-0	0-2-2	1	1	0	1	1	6
2-3	at Iowa	1-0	29	3-7	0-0	0-0	0-5-5	3	1	2	1	1	6
2-6	Michigan State	1-0	29	7-13	0-0	2-2	1-1-2	1	0	1	2	1	16

## DAVIS' CAREER STATISTICS

Year	G-GS	MIN/Avg	FGM-A/%	3PM-A/%	FTM-A/%	OR-DR-TOT/Avg	PF-DQ	A/Avg	TO	B/Avg	S/Avg	PTS/Avg
2007-08	34-0	355/10.4	36-82/.439	0-0/0.000	15-32/.469	20-41-61/1.8	30-0	9/0.3	13	14/0.4	5/0.1	87/2.6
2008-09	34-34	1045/30.7	171-321/.533	0-0/0.000	41-60/.683	60-215-275/8.1	71-1	67/2.0	51	22/0.6	23/0.7	383/11.3
2009-10	24-20	734/30.6	113-236/.479	0-0/0.000	31-50/.620	51-152-203/8.5	42-0	25/1.0	30	14/0.6	12/0.5	257/10.7
<b>Totals</b>	<b>92-54</b>	<b>2134/23.2</b>	<b>320-639/.501</b>	<b>0-0/0.000</b>	<b>87-142/.613</b>	<b>131-398-539/5.9</b>	<b>143-1</b>	<b>101/1.1</b>	<b>94</b>	<b>50/0.5</b>	<b>40/0.4</b>	<b>727/7.9</b>

## DAVIS' CAREER/SEASON HIGHS

### MINUTES

**Career:** 43 vs. Gonzaga (1/2/10)  
**Season:** 43 vs. Gonzaga (1/2/10)

### POINTS

**Career:** 28 vs. Clemson (12/2/08)  
**Season:** 22 at Clemson (12/2/09)

### FIELD GOALS

**Career:** 12 vs. Clemson (12/2/08)  
**Season:** 9, twice; last vs. Northwestern (12/30/09)

### FIELD GOAL ATTEMPTS

**Career:** 19, three times; last vs. Boise State (12/5/09)  
**Season:** 19 vs. Boise State (12/5/09)

### 3-POINT FIELD GOALS

**Career:** 0  
**Season:** 0

### 3-POINT FIELD GOAL ATTEMPTS

**Career:** 0  
**Season:** 0

### FREE THROWS

**Career:** 6 vs. Northern Illinois (11/17/09)  
**Season:** 6 vs. Northern Illinois (11/17/09)

### FREE THROW ATTEMPTS

**Career:** 8 vs. Northern Illinois (11/17/09)  
**Season:** 8 vs. Northern Illinois (11/17/09)

### REBOUNDS

**Career:** 17, twice; last vs. Northwestern (12/30/09)  
**Season:** 17, twice; last vs. Northwestern (12/30/09)

### ASSISTS


**Career:** 5, twice; last vs. Purdue (3/14/09)  
**Season:** 3, twice; last vs. Northwestern (12/30/09)

### BLOCKS

**Career:** 3 at Indiana (2/15/09)  
**Season:** 2, four times; last vs. Michigan State (2/6/10)

### STEALS

**Career:** 3, three times; last vs. Michigan (3/13/09)  
**Season:** 2, five times; last at Michigan State (1/16/10)



# 42 TYLER GRIFFEY

**FRESHMAN // FORWARD // 6-9 // 225**  
**WILDWOOD, MO. // LAFAYETTE H.S.**

**2009-10 Notes:** Has played in 19 games, starting the last four, and averages 3.4 points and 1.7 rebounds ... Shooting 52.9 percent from the field ... Eight points vs. Northern Illinois (Nov. 17) ... Narrowly missed a double-double vs. Presbyterian (Nov. 21), registering nine points and nine rebounds ... Six points and five boards vs. Western Michigan (Dec. 13) ... Had best game yet as an Illini with career-high 12 points and team-high seven rebounds at Michigan State (Jan. 16), setting career highs in field goals (5) and 3-pointers (2) ... Earned first career start at Penn State (Jan. 27) ... Nine points, four rebounds and career-high two assists in career-high 20 minutes vs. Indiana (Jan. 30) ... Six points vs. Michigan State (Feb. 6).

**Career Notes:** Majoring in kinesiology ... Lafayette High School's all-time leading scorer and rebounder ... Averaged 20.1 points and 8.8 rebounds as a senior, earning Class 5 All-State selection by Missouri Basketball Coaches Association and first-team All-State honors by the Missouri Sportswriters and Sportscasters Association ... Traveled to France, Africa and across the United States as a member of the U.S. Adidas Nations Team, coached by Paul Silas.

## GRIFFEY'S CAREER HIGHS

**MINUTES**  
**Season:** 20 vs. Indiana (1/30/10)

**POINTS**  
**Season:** 12 at Michigan State (1/16/10)

**FIELD GOALS**  
**Season:** 5 at Michigan State (1/16/10)

**FIELD GOAL ATTEMPTS**  
**Season:** 8 at Michigan State (1/16/10)

**3-POINT FIELD GOALS**  
**Season:** 2 at Michigan State (1/16/10)

**3-POINT FIELD GOAL ATTEMPTS**  
**Season:** 3 at Michigan State (1/16/10)

**FREE THROWS**  
**Season:** 2, four times; last vs. Michigan State (2/6/10)

**FREE THROW ATTEMPTS**  
**Season:** 2, five times; last vs. Michigan State (2/6/10)

**REBOUNDS**  
**Season:** 9 vs. Presbyterian (11/21/09)

**ASSISTS**  
**Season:** 2 vs. Indiana (1/30/10)

**BLOCKS**  
**Season:** 1 vs. Purdue (1/19/10)

**STEALS**  
**Season:** 3 vs. Western Michigan (12/13/09)

## GRIFFEY'S 2009-10 GAME-BY-GAME STATISTICS

Date	Opponent	G-GS	MIN	FG-A	3P-A	FT-A	REB	PF	A	TO	B	S	PTS
11-13	SIU Edwardsville	1-0	11	1-3	0-1	0-0	0-1-1	1	0	0	0	1	2
11-17	Northern Illinois	1-0	9	3-6	0-2	2-2	0-1-1	0	0	2	0	0	8
11-21	Presbyterian	1-0	15	4-7	0-0	1-1	3-6-9	3	1	1	0	1	9
11-24	Wofford	1-0	2	0-0	0-0	0-0	0-0-0	2	0	0	0	0	0
11-27	vs. Utah	1-0	3	0-1	0-0	0-0	0-0-0	0	0	0	0	0	0
11-28	vs. Bradley		DNP										
12-2	at Clemson		DNP										
12-5	Boise State	1-0	5	1-1	1-1	0-0	1-0-1	1	0	1	0	2	3
12-8	Vanderbilt		DNP										
12-13	Western Michigan	1-0	16	2-4	0-0	2-2	1-4-5	3	1	0	0	3	6
12-19	vs. Georgia	1-0	4	0-0	0-0	0-0	0-0-0	1	0	0	0	0	0
12-23	vs. Missouri	1-0	4	1-1	0-0	0-0	0-0-0	0	0	0	0	0	2
12-30	Northwestern	1-0	1	0-0	0-0	0-0	0-0-0	0	0	0	0	0	0
1-2	vs. Gonzaga	1-0	2	0-0	0-0	0-0	0-0-0	0	0	0	0	0	0
1-5	Iowa	1-0	9	1-2	0-0	0-0	0-0-0	0	0	1	0	1	2
1-9	at Indiana		DNP										
1-12	Penn State	1-0	4	0-0	0-0	0-0	0-0-0	0	0	0	0	0	0
1-16	at Michigan State	1-0	15	5-8	2-3	0-0	3-4-7	2	0	1	0	0	12
1-19	Purdue	1-0	7	0-2	0-0	2-2	1-0-1	2	0	1	1	0	2
1-23	at Northwestern	1-0	1	0-0	0-0	0-0	1-0-1	2	1	0	0	0	0
1-27	at Penn State	1-1	10	1-3	0-0	0-0	0-1-1	2	0	1	0	0	2
1-30	Indiana	1-1	20	4-7	0-1	1-2	1-3-4	4	2	1	0	0	9
2-3	at Iowa	1-1	11	2-2	0-0	0-0	0-1-1	0	1	1	0	0	4
2-6	Michigan State	1-1	12	2-4	0-2	2-2	0-1-1	2	0	0	0	0	6

## GRIFFEY'S CAREER STATISTICS

Year	G-GS	MIN/Avg	FGM-A/%	3PM-A/%	FTM-A/%	OR-DR-TOT/Avg	PF-DQ	A/Avg	TO	B/Avg	S/Avg	PTS/Avg
2009-10	20-4	161/8.1	27-51/52.9	3-10/30.0	10-11/90.9	11-22-33/1.7	26-0	6/0.3	8	1/0.1	8/0.4	67/3.4



# 13 JEFF JORDAN\*\*

**JUNIOR // GUARD // 6-1 // 185**

**HIGHLAND PARK, ILL. // LOYOLA ACADEMY H.S.**

**2009-10 Notes:** Has played in 22 games, starting twice, and is averaging career highs of 1.8 points, 1.6 rebounds and 2.2 assists (third on team)... Averaging 16.8 minutes per game, doubling his playing time from last season ... Sat out the SIU Edwardsville and Northern Illinois games ... Made season debut vs. Presbyterian (Nov. 21), scoring four points and grabbing career-high five rebounds ... Four assists vs. Utah (Nov. 27) ... Four points and tied career high with five boards against Bradley (Nov. 28), ... Career-high seven points vs. Vanderbilt (Dec. 8), hitting 3-of-4 shots in 13 minutes ... Career-high seven assists vs. Western Michigan (Dec. 13) ... Four points, three assists and two steals vs. Missouri (Dec. 23) ... Career-high 32 minutes vs. Gonzaga (Jan. 2), equaling career high of seven assists to go along with career-best three steals ... Earned first start vs. Iowa (Jan. 5), totaling five assists and four boards.

**Career Notes:** Majoring in psychology ... Played in 33 of 34 games as a reserve point guard last year, averaging 8.4 minutes, 1.0 points, 1.0 assists and 0.4 rebounds ... Averaged 15.0 minutes per game during the postseason while filling in for the injured Chester Frazier ... Played in 26 games as a freshman ... Second-team All-State pick as a senior at Loyola Academy by the Illinois Basketball Coaches Association and special mention all-state selection by *Chicago Tribune* and *Champaign-Urbana News-Gazette*.

## JORDAN'S 2009-10 GAME-BY-GAME STATISTICS

Date	Opponent	G-GS	MIN	FG-A	3P-A	FT-A	REB	PF	A	TO	B	S	PTS
11-13	SIU Edwardsville		DNP										
11-17	Northern Illinois		DNP										
11-21	Presbyterian	1-0	18	2-2	0-0	0-0	3-2-5	1	2	1	1	0	4
11-24	Wofford	1-0	18	1-1	0-0	0-0	0-1-1	1	3	0	0	1	2
11-27	vs. Utah	1-0	19	0-2	0-0	0-0	0-0-0	2	4	1	0	0	0
11-28	vs. Bradley	1-0	25	2-3	0-0	0-0	0-5-5	3	1	2	0	1	4
12-2	at Clemson	1-0	19	0-0	0-0	0-1	0-1-1	2	1	2	0	0	0
12-5	Boise State	1-0	17	0-2	0-0	0-0	0-0-0	0	3	1	0	0	0
12-8	Vanderbilt	1-0	13	3-4	1-2	0-0	0-4-4	1	1	1	0	0	7
12-13	Western Michigan	1-0	18	1-2	0-0	0-0	1-2-3	1	7	3	0	0	2
12-19	vs. Georgia	1-0	11	1-1	0-0	0-0	0-1-1	1	0	0	0	0	2
12-23	vs. Missouri	1-0	19	2-4	0-1	0-0	0-0-0	0	3	2	0	2	4
12-30	Northwestern	1-0	11	0-1	0-0	0-0	0-1-1	0	2	1	0	0	0
1-2	vs. Gonzaga	1-0	32	1-4	0-0	0-0	1-1-2	3	7	1	0	3	2
1-5	Iowa	1-1	23	0-1	0-1	0-0	1-3-4	2	5	0	0	1	0
1-9	at Indiana	1-1	19	0-1	0-0	0-0	2-1-3	1	2	1	0	0	0
1-12	Penn State	1-0	18	0-2	0-0	0-0	0-1-1	0	1	1	0	1	0
1-16	at Michigan State	1-0	17	1-1	0-0	1-1	0-0-0	0	1	2	1	0	3
1-19	Purdue	1-0	16	1-2	0-0	1-2	1-0-1	1	0	0	0	0	3
1-23	at Northwestern	1-0	5	0-0	0-0	0-0	0-1-1	2	2	1	0	1	0
1-27	at Penn State	1-0	13	0-2	0-0	0-0	0-0-0	1	1	0	0	0	0
1-30	Indiana	1-0	13	0-1	0-1	2-2	1-0-1	2	1	1	0	0	2
2-3	at Iowa	1-0	15	1-2	0-1	0-0	0-1-1	1	0	0	0	0	2
2-6	Michigan State	1-0	10	1-1	0-0	0-0	0-1-1	0	1	0	0	1	2

## JORDAN'S CAREER STATISTICS

Year	G-GS	MIN/Avg	FGM-A/%	3PM-A/%	FTM-A/%	OR-DR-TOT/Avg	PF-DQ	A/Avg	TO	B/Avg	S/Avg	PTS/Avg
2007-08	26-0	139/5.3	7-24/.292	1-3/.333	11-18/.611	2-10-12/0.5	11-0	9/0.3	12	0/0.0	6/0.2	26/1.0
2008-09	33-0	278/8.4	14-32/.438	1-3/.333	3-8/.375	3-9-12/0.4	8-0	33/1.0	13	1/0.1	6/0.2	32/1.0
2009-10	22-2	369/16.8	17-39/.436	1-6/.167	4-6/.667	10-26-36/1.6	25-0	48/2.2	22	2/0.1	11/0.5	39/1.8
<b>Totals</b>	<b>81-2</b>	<b>786/9.7</b>	<b>38-95/.400</b>	<b>3-12/.250</b>	<b>18-32/.563</b>	<b>15-45-60/0.7</b>	<b>44-0</b>	<b>90/1.1</b>	<b>47</b>	<b>3/0.1</b>	<b>23/0.3</b>	<b>97/1.2</b>

## JORDAN'S CAREER/SEASON HIGHS

### MINUTES

**Career:** 32 vs. Gonzaga (1/2/10)  
**Season:** 32 vs. Gonzaga (1/2/10)

### POINTS

**Career:** 7 vs. Vanderbilt (12/8/09)  
**Season:** 7 vs. Vanderbilt (12/8/09)

### FIELD GOALS

**Career:** 3 vs. Vanderbilt (12/8/09)  
**Season:** 3 vs. Vanderbilt (12/8/09)

### FIELD GOAL ATTEMPTS

**Career:** 4, six times; last vs. vs. Gonzaga (1/2/10)  
**Season:** 4, three times; last vs. Gonzaga (1/2/10)

### 3-POINT FIELD GOALS

**Career:** 1, three times; last vs. Vanderbilt (12/8/09)  
**Season:** 1 vs. Vanderbilt (12/8/09)

### 3-POINT FIELD GOAL ATTEMPTS

**Career:** 2 vs. Vanderbilt (12/8/09)  
**Season:** 2 vs. Vanderbilt (12/8/09)

### FREE THROWS

**Career:** 4 vs. Northwestern (1/27/08)  
**Season:** 2 vs. Indiana (1/30/10)

### FREE THROW ATTEMPTS

**Career:** 4, twice; last vs. Northwestern (1/27/08)  
**Season:** 2, twice; last vs. Indiana (1/30/10)

### REBOUNDS

**Career:** 5, twice; last vs. Bradley (11/28/09)  
**Season:** 5, twice; last vs. Bradley (11/28/09)

### ASSISTS

**Career:** 7, twice; last vs. Gonzaga (1/2/10)  
**Season:** 7, twice; last vs. Gonzaga (1/2/10)

### BLOCKS

**Career:** 1, three times; last at Michigan State (1/16/10)  
**Season:** 1, twice; last at Michigan State (1/16/10)

### STEALS

**Career:** 3 vs. Gonzaga (1/2/10)  
**Season:** 3 vs. Gonzaga (1/2/10)



# 23 DOMINIQUE KELLER\*

**SENIOR // FORWARD // 6-7 // 230**

**PORT ARTHUR, TEXAS // MEMORIAL H.S. // LEE COLLEGE**

**2009-10 Notes:** Has played in all 24 games, averaging 5.8 points (sixth on team) and 2.6 rebounds (fifth on team) ... Nine points vs. SIU Edwardsville (Nov. 13) ... 10 points vs. Northern Illinois (Nov. 17) ... Eight points, four rebounds and two assists vs. Presbyterian (Nov. 21) ... Scored six points apiece vs. Utah (Nov. 27) and Bradley (Nov. 28) ... Eight points and career-high five steals vs. Boise State (Dec. 5) ... Six points and four rebounds vs. Vanderbilt (Dec. 8) ... Scored 15 points on 5-of-7 shooting vs. Western Michigan (Dec. 13), leading the Illini in scoring for the first time on the season ... Six rebounds vs. Georgia (Dec. 19) ... Top performance with the Illini came vs. Gonzaga, when he scored a career-high 22 points and grabbed a career-best nine boards in 34 minutes ... Hit game-tying 3-pointer near the end of regulation vs. Gonzaga, sending the game to overtime ... Five points and six rebounds at Michigan State (Jan. 16) ... Scored in double figures for the first time in Big Ten play with 10 at Northwestern (Jan. 23) on 4-of-6 shooting.

**Career Notes:** Majoring in communication ... Lone scholarship senior on the squad ... Appeared in all 34 games last year as Illinois' first frontcourt reserve ... Fifth on the team in scoring, averaging 5.9 points ... Scored in double figures eight times and was the Illini's leading scorer in three games ... Tied season-high with 16 points against Purdue in Big Ten Tournament semifinal to match his earlier performance of 16 points vs. Jackson State on perfect 8-for-8 shooting ... Averaged 25.5 points at Lee College in 2008, ranking second in the NJCAA in scoring.

## KELLER'S 2009-10 GAME-BY-GAME STATISTICS

Date	Opponent	G-GS	MIN	FG-A	3P-A	FT-A	REB	PF	A	TO	B	S	PTS
11-13	SIU Edwardsville	1-0	15	4-7	0-0	1-1	0-3-3	3	1	2	1	0	9
11-17	Northern Illinois	1-0	19	4-6	0-0	2-3	2-1-3	2	0	1	2	0	10
11-21	Presbyterian	1-0	19	3-6	1-2	1-3	2-2-4	0	2	2	0	0	8
11-24	Wofford	1-0	7	0-2	0-1	2-2	0-1-1	0	2	1	0	0	2
11-27	vs. Utah	1-0	15	3-5	0-1	0-0	0-3-3	2	1	1	0	1	6
11-28	vs. Bradley	1-0	16	3-5	0-1	0-0	1-0-1	1	0	0	1	0	6
12-2	at Clemson	1-0	11	2-5	0-0	0-1	1-2-3	2	0	0	0	0	4
12-5	Boise State	1-0	15	4-8	0-1	0-3	1-0-1	0	2	0	0	5	8
12-8	Vanderbilt	1-0	17	2-3	2-3	0-0	0-4-4	2	1	1	0	1	6
12-13	Western Michigan	1-0	16	5-7	3-3	2-2	0-3-3	1	2	0	0	0	15
12-19	vs. Georgia	1-0	16	1-5	0-2	1-2	2-4-6	0	0	1	0	0	3
12-23	vs. Missouri	1-0	6	1-3	0-0	0-0	1-0-1	0	0	0	0	0	2
12-30	Northwestern	1-0	7	0-3	0-0	0-0	0-3-3	0	1	0	0	0	0
1-2	vs. Gonzaga	1-0	34	10-19	1-5	1-2	4-5-9	3	3	2	2	3	22
1-5	Iowa	1-0	16	3-7	0-0	0-0	2-1-3	2	1	2	0	1	6
1-9	at Indiana	1-0	7	1-3	0-0	0-0	0-1-1	0	0	0	1	0	2
1-12	Penn State	1-0	11	1-4	0-1	0-0	0-0-0	0	0	1	0	0	2
1-16	at Michigan State	1-0	18	2-5	1-3	0-0	2-4-6	2	2	2	0	0	5
1-19	Purdue	1-0	10	1-2	0-1	0-0	0-0-0	2	0	1	0	0	2
1-23	at Northwestern	1-0	19	4-6	1-2	1-2	0-4-4	2	1	3	1	0	10
1-27	at Penn State	1-0	7	2-3	0-0	2-2	0-1-1	2	0	1	0	1	6
1-30	Indiana	1-0	12	2-4	0-0	0-2	1-1-2	2	0	0	2	1	4
2-3	at Iowa	1-0	6	0-1	0-0	0-0	1-0-1	0	0	0	0	0	0
2-6	Michigan State	1-0	4	1-2	0-0	0-0	0-0-0	0	0	0	0	0	2

## KELLER'S CAREER/SEASON HIGHS

### MINUTES

**Career:** 34 vs. Gonzaga (1/2/10)  
**Season:** 34 vs. Gonzaga (1/2/10)

### POINTS

**Career:** 22 vs. Gonzaga (1/2/10)  
**Season:** 22 vs. Gonzaga (1/2/10)

### FIELD GOALS

**Career:** 10 vs. Gonzaga (1/2/10)  
**Season:** 10 vs. Gonzaga (1/2/10)

### FIELD GOAL ATTEMPTS

**Career:** 19 vs. Gonzaga (1/2/10)  
**Season:** 19 vs. Gonzaga (1/2/10)

### 3-POINT FIELD GOALS

**Career:** 3, three times; last vs. Western Michigan (12/13/09)  
**Season:** 3 vs. Western Michigan (12/13/09)

### 3-POINT FIELD GOAL ATTEMPTS

**Career:** 5 vs. Gonzaga (1/2/10)  
**Season:** 5 vs. Gonzaga (1/2/10)

### FREE THROWS

**Career:** 4 vs. Indiana (1/10/09)  
**Season:** 2, three times; last at Penn State (1/27/10)

### FREE THROW ATTEMPTS

**Career:** 4, twice; last vs. Indiana (1/10/09)  
**Season:** 3, twice; last vs. Boise State (12/5/09)

### REBOUNDS

**Career:** 9 vs. Gonzaga (1/2/10)  
**Season:** 9 vs. Gonzaga (1/2/10)

### ASSISTS

**Career:** 3 vs. Gonzaga (1/2/10)  
**Season:** 3 vs. Gonzaga (1/2/10)

### BLOCKS

**Career:** 3 at Wisconsin (2/5/09)  
**Season:** 2, twice; last vs. Indiana (1/30/10)

### STEALS

**Career:** 5 vs. Boise State (12/5/09)  
**Season:** 5 vs. Boise State (12/5/09)

## KELLER'S CAREER STATISTICS

Year	G-GS	MIN/Avg	FGM-A/%	3PM-A/%	FTM-A/%	OR-DR-TOT/Avg	PF-DQ	A/Avg	TO	B/Avg	S/Avg	PTS/Avg
2008-09	34-0	428/12.6	86-165/521	9-22/409	21-32/656	29-50-79/2.3	54-1	7/0.2	30	18/0.5	10/0.3	202/5.9
2009-10	24-0	323/13.5	59-121/488	9-26/346	13-25/520	20-43-63/2.6	28-0	19/0.8	21	10/0.4	13/0.5	140/5.8
<b>Totals</b>	<b>58-0</b>	<b>751/12.9</b>	<b>145-286/507</b>	<b>18-48/375</b>	<b>34-57/596</b>	<b>49-93-142/2.4</b>	<b>82-1</b>	<b>26/0.4</b>	<b>51</b>	<b>28/0.5</b>	<b>23/0.4</b>	<b>342/5.9</b>



# 32 DEMETRI McCAMEY\*\*

**JUNIOR // GUARD // 6-3 // 200**  
**BELLWOOD, ILL. // ST. JOSEPH H.S.**

**2009-10 Notes:** Has started 22 of 24 games, leading team in scoring with an average of 15.4 points (10th in Big Ten) ... Leads Big Ten and ranks ninth in the nation in assists, averaging 6.2 apg ... Also averaging 3.1 rebounds (third on team) and 1.4 steals (10th in Big Ten) ... 10 assists in just 15 minutes of play vs. Presbyterian (Nov. 21) ... 21 points vs. Wofford (Nov. 24) ... 19 points and season-high seven rebounds against Utah (Nov. 27) ... 23 points vs. Boise State (Dec. 5), shooting 8-of-11 from the floor, including 4-of-5 from 3-point range ... Second straight 23 point performance on 8-of-10 shooting vs. Vanderbilt (Dec. 8) ... 21 points vs. Georgia (Dec. 19) ... Game-high eight assists vs. Northwestern (Dec. 30) ... 20 points vs. Gonzaga (Jan. 2) ... Game-high seven assists without a turnover vs. Iowa (Jan. 5) ... 19 points, game-high nine assists and just one turnover at Indiana (Jan. 9) ... 25 points vs. Penn State (Jan. 12), making season-best nine field goals and shooting 5-of-6 from 3-point range ... 15 points at Michigan State (Jan. 16) ... Had seventh 20-point game of the season and 14th of his career with season-high 28 points and game-high nine assists vs. Purdue (Jan. 19) ... Set career highs in free throws (13) and free throw attempts (19) vs. Purdue, equaling the highest totals in both categories by a Big Ten player this season ... Game-high nine assists at Penn State (Jan. 27) ... 19 points and game-high eight assists vs. Indiana (Jan. 30), hitting game winning basket against the Hoosiers as time expired ... Scored 1,000th career point against the Hoosiers ... 15 points, game-high seven assists and tied season high with seven rebounds at Iowa (Feb. 3) ... Double-double with 22 points and career-high tying 11 assists vs. Michigan State (Feb. 6) ... Big Ten Co-Player of the Week (Feb. 8).

**Career Notes:** Majoring in recreation, sport and tourism-recreation management ... Led the Illini in scoring last season, averaging 11.5 points ... Third-team All-Big Ten selection (coaches and media) and second-team NABC All-District 7 pick ... Fourth in conference in assists with an average of 4.6 apg ... Led the Big Ten in assists during conference play, averaging 4.9 apg ... Second in the league with an assist/turnover ratio of 2.3 in conference games ... Hit game-winning 14-foot bank shot with 2.9 seconds left at Northwestern ... Started 17 games as a freshman and averaged 8.2 points ... Scored career-high 31 points vs. Indiana on Feb. 7, 2008, the most points by a UI freshman in 14 years ... 2008 Big Ten All-Tournament Team ... Set Big Ten Tournament record and tied Illinois school record for 3-point field goal percentage in a game by hitting a perfect 6-of-6 from behind the arc vs. Purdue on March 14, 2008.

## McCAMEY'S 2009-10 GAME-BY-GAME STATISTICS

Date	Opponent	G-GS	MIN	FG-A	3P-A	FT-A	REB	PF	A	TO	B	S	PTS
11-13	SIU Edwardsville	1-1	26	3-5	1-3	4-4	0-4-4	2	7	3	0	2	11
11-17	Northern Illinois	1-1	33	4-10	0-1	2-4	0-5-5	3	8	4	1	3	10
11-21	Presbyterian	1-1	15	2-5	1-4	0-0	0-0-0	2	10	2	0	3	5
11-24	Wofford	1-1	33	6-13	3-6	6-8	1-3-4	2	4	3	0	2	21
11-27	vs. Utah	1-1	32	7-15	0-1	5-5	1-6-7	3	3	3	0	2	19
11-28	vs. Bradley	1-1	26	4-13	2-7	0-0	1-4-5	3	4	5	0	1	10
12-2	at Clemson	1-1	22	1-5	0-1	0-0	1-0-1	4	7	3	0	1	2
12-5	Boise State	1-1	26	8-11	4-5	3-4	0-1-1	3	2	6	0	1	23
12-8	Vanderbilt	1-1	32	8-10	2-2	5-7	0-1-1	3	5	6	1	1	23
12-13	Western Michigan	1-1	22	4-7	0-1	3-3	0-2-2	2	5	4	0	2	11
12-19	vs. Georgia	1-1	37	8-14	2-5	3-4	1-2-3	3	5	2	0	0	21
12-23	vs. Missouri	1-1	35	5-13	1-5	2-5	0-5-5	3	5	4	0	2	13
12-30	Northwestern	1-1	39	3-9	0-2	3-4	0-4-4	1	8	2	0	0	9
1-2	vs. Gonzaga	1-1	43	8-18	1-7	3-3	0-3-3	2	6	2	0	5	20
1-5	Iowa	1-0	28	4-6	1-2	0-0	0-3-3	2	7	0	0	1	9
1-9	at Indiana	1-0	37	4-12	0-4	11-16	2-2-4	2	9	1	0	2	19
1-12	Penn State	1-1	37	9-17	5-6	2-2	0-2-2	1	5	2	0	2	25
1-16	at Michigan State	1-1	36	5-10	1-4	4-5	2-1-3	5-1	5	4	0	0	15
1-19	Purdue	1-1	38	7-14	1-5	13-19	1-0-1	2	9	3	0	2	28
1-23	at Northwestern	1-1	39	5-8	1-2	2-3	0-4-4	4	4	6	2	1	13
1-27	at Penn State	1-1	37	1-7	1-6	3-6	0-3-3	0	9	2	0	1	6
1-30	Indiana	1-1	36	7-12	2-5	3-4	0-1-1	3	8	4	0	0	19
2-3	at Iowa	1-1	35	5-12	2-5	3-4	0-7-7	1	7	3	0	0	15
2-6	Michigan State	1-1	39	8-12	6-9	0-2	0-2-2	3	11	2	0	0	22

## McCAMEY'S CAREER STATISTICS

Year	G-GS	MIN/Avg	FGM-A/%	3PM-A/%	FTM-A/%	OR-DR-TOT/Avg	PF-DQ	A/Avg	TO	B/Avg	S/Avg	PTS/Avg
2007-08	35-17	956/27.3	100-275/.364	50-147/.340	37-59/.627	22-79-101/2.9	54-0	115/3.3	87	3/0.1	18/0.5	287/8.2
2008-09	34-32	1040/30.6	140-341/.411	56-179/.313	55-72/.764	11-79-90/2.6	50-0	156/4.6	83	7/0.2	32/0.9	391/11.5
2009-10	24-22	783/32.6	126-258/.488	37-98/.378	80-112/.714	10-65-75/3.1	59-1	153/6.4	76	4/0.2	34/1.4	369/15.4
<b>Totals</b>	<b>93-71</b>	<b>2779/29.9</b>	<b>366-874/.419</b>	<b>143-424/.337</b>	<b>172-243/.708</b>	<b>43-223-266/2.9</b>	<b>163-1</b>	<b>424/4.6</b>	<b>246</b>	<b>14/0.2</b>	<b>84/0.9</b>	<b>1047/11.3</b>

## McCAMEY'S CAREER/SEASON HIGHS

### MINUTES

**Career:** 44 vs. Indiana (2/7/08)  
**Season:** 43 vs. Gonzaga (1/2/10)

### POINTS

**Career:** 31 vs. Indiana (2/7/08)  
**Season:** 28 vs. Purdue (1/19/10)

### FIELD GOALS

**Career:** 11 vs. Indiana (2/7/08)  
**Season:** 9 vs. Penn State (1/12/10)

### FIELD GOAL ATTEMPTS

**Career:** 20 vs. Indiana (2/7/08)  
**Season:** 18 vs. Gonzaga (1/2/10)

### 3-POINT FIELD GOALS

**Career:** 7 vs. Indiana (2/7/08)  
**Season:** 6 vs. Michigan State (2/6/10)

### 3-POINT FIELD GOAL ATTEMPTS

**Career:** 13 vs. Indiana (2/7/08)  
**Season:** 9 vs. Michigan State (2/6/10)

### FREE THROWS

**Career:** 13 vs. Purdue (1/19/10)  
**Season:** 13 vs. Purdue (1/19/10)

### FREE THROW ATTEMPTS

**Career:** 19 vs. Purdue (1/19/10)  
**Season:** 19 vs. Purdue (1/19/10)

### REBOUNDS

**Career:** 8, twice; last at Michigan (2/23/08)  
**Season:** 7, twice; last at Iowa (2/3/10)

### ASSISTS

**Career:** 11, three times; last vs. Michigan State (2/6/10)  
**Season:** 11 vs. Michigan State (2/6/10)

### BLOCKS

**Career:** 2 at Northwestern (1/23/10)  
**Season:** 2 at Northwestern (1/23/10)

### STEALS

**Career:** 5 vs. Gonzaga (1/2/10)  
**Season:** 5 vs. Gonzaga (1/2/10)



# 3 BRANDON PAUL

**FRESHMAN // GUARD // 6-4 // 195**  
**GURNEE, ILL. // WARREN H.S.**

**2009-10 Notes:** Has played in all 24 games, starting 14 times ... Illinois' fifth-leading scorer, averaging 8.6 points ... Set Illinois freshman scoring record in a debut with 22 points vs. SIU Edwardsville (Nov. 13), breaking previous record of 21 set in 1990 by UI's all-time leading scorer Deon Thomas ... Had second-straight 20-point outing with 20 points – all in the first half – vs. Northern Illinois (Nov. 17) ... Recorded third 20-point game at Clemson (Dec. 2) with 20 points, career-high five rebounds, three assists and career-high three steals ... 10 points vs. Boise State (Dec. 5) ... 11 points vs. Missouri ... Had 17 points vs. Gonzaga (Jan. 2) ... Eight points, five rebounds and tied career high with three steals at Michigan State (Jan. 16) ... Scored in double figures for first time in Big Ten play with 12 points at Northwestern (Jan. 23) ... 10 points on 4-of-5 shooting at Penn State (Jan. 27) ... Career high six rebounds vs. Indiana (Jan. 30) ... Eight points and tied career high with six rebounds vs. Michigan State (Feb. 6).

**Career Notes:** Majoring in recreation, sport and tourism ... Averaged 19.8 points, 7.3 rebounds and 3.0 steals as a senior at Warren High School ... 2009 Illinois Mr. Basketball, as selected by *Chicago Tribune* and Illinois Basketball Coaches Association (IBCA) ... 10th Mr. Basketball to play for the Illini, and first since 2002 recipient Dee Brown ... Consensus first-team All-State pick by the *Associated Press*, *Chicago Tribune*, *Chicago Sun-Times*, *Champaign-Urbana News-Gazette* and IBCA.

## PAUL'S CAREER HIGHS

### MINUTES

Season: 37 vs. Gonzaga (1/2/10)

### POINTS

Season: 22 vs. SIU Edwardsville (11/13/09)

### FIELD GOALS

Season: 8 vs. SIU Edwardsville (11/13/09)

### FIELD GOAL ATTEMPTS

Season: 16 vs. Northern Illinois (11/17/09)

### 3-POINT FIELD GOALS

Season: 4, twice; last vs. Northern Illinois (11/17/09)

### 3-POINT FIELD GOAL ATTEMPTS

Season: 9 vs. Gonzaga (1/2/10)

### FREE THROWS

Season: 5, twice; last vs. Gonzaga (1/2/10)

### FREE THROW ATTEMPTS

Season: 8 at Clemson (12/2/09)

### REBOUNDS

Season: 6, twice; last vs. Michigan State (2/6/10)

### ASSISTS

Season: 5 vs. Vanderbilt (12/8/09)

### BLOCKS

Season: 2 vs. Northern Illinois (11/17/09)

### STEALS

Season: 3, three times; last at Michigan State (1/16/10)

## PAUL'S 2009-10 GAME-BY-GAME STATISTICS

Date	Opponent	G-GS	MIN	FG-A	3P-A	FT-A	REB	PF	A	TO	B	S	PTS
11-13	SIU Edwardsville	1-1	29	8-15	4-6	2-3	3-1-4	2	4	0	0	0	22
11-17	Northern Illinois	1-1	29	6-16	4-8	4-5	3-0-3	0	1	3	2	1	20
11-21	Presbyterian	1-1	21	4-11	0-4	0-0	2-1-3	0	2	0	0	2	8
11-24	Wofford	1-1	20	2-2	0-0	2-5	0-1-1	3	2	2	0	0	6
11-27	vs. Utah	1-1	23	1-7	0-2	3-3	0-3-3	1	0	3	0	1	5
11-28	vs. Bradley	1-0	15	2-5	1-4	2-2	1-1-2	0	1	2	0	0	7
12-2	at Clemson	1-1	32	6-12	3-7	5-8	1-4-5	3	3	2	1	3	20
12-5	Boise State	1-1	23	4-10	2-5	0-0	0-2-2	3	1	2	0	1	10
12-8	Vanderbilt	1-1	24	3-9	1-3	0-0	1-1-2	1	5	1	0	1	7
12-13	Western Michigan	1-1	14	1-4	0-2	3-4	2-1-3	2	1	2	1	0	5
12-19	vs. Georgia	1-1	15	1-5	0-1	2-2	1-0-1	1	1	2	0	2	4
12-23	vs. Missouri	1-1	19	4-8	3-4	0-0	4-0-4	1	1	2	0	1	11
12-30	Northwestern	1-1	18	2-7	2-5	2-2	0-0-0	3	1	0	0	0	8
1-2	vs. Gonzaga	1-1	37	5-15	2-9	5-5	1-0-1	2	3	0	0	3	17
1-5	Iowa	1-1	15	2-7	0-3	2-2	1-1-2	1	3	2	0	1	6
1-9	at Indiana	1-0	8	0-4	0-1	1-3	0-1-1	1	0	0	0	2	1
1-12	Penn State	1-0	7	0-5	0-2	0-0	0-1-1	0	1	1	0	0	0
1-16	at Michigan State	1-0	20	3-11	1-6	1-2	1-4-5	2	1	3	0	3	8
1-19	Purdue	1-0	15	2-8	1-2	0-2	1-2-3	2	1	0	0	1	5
1-23	at Northwestern	1-0	23	4-10	1-4	3-4	0-1-1	5-1	0	1	0	1	12
1-27	at Penn State	1-0	14	4-5	2-3	0-2	0-3-3	5-2	0	1	0	0	10
1-30	Indiana	1-0	11	1-6	0-2	2-2	3-3-6	0	1	1	0	0	4
2-3	at Iowa	1-0	12	1-7	0-2	0-0	1-2-3	0	0	1	0	1	2
2-6	Michigan State	1-0	21	4-10	0-2	0-2	3-3-6	1	1	1	0	1	8

## PAUL'S CAREER STATISTICS

Year	G-GS	MIN/Avg	FGM-A/%	3PM-A/%	FTM-A/%	OR-DR-TOT/Avg	PF-DQ	A/Avg	TO	B/Avg	S/Avg	PTS/Avg
2009-10	24-14	465/19.4	70-199/352	27-87/310	39-58/672	29-36-65/2.7	39-2	34/1.4	32	4/0.2	25/1.0	206/8.6



# 1 D.J. RICHARDSON

FRESHMAN // GUARD // 6-3 // 185

PEORIA, ILL. // CENTRAL H.S. // FINDLAY (NEV.) PREP

**2009-10 Notes:** Has started 23 of 24 games ... Illinois' third-leading scorer, averaging 11.2 points, along with 2.6 rebounds ... No. 3 freshman scorer in Big Ten ... Second in Big Ten in 3-point field goal percentage (.442) ... Second on the team in assists, averaging 2.5 apg ... Has scored in double figures in 16 games ... 14 points and four assists vs. SIU Edwardsville (Nov. 13) ... 15 points with career-high five assists vs. Presbyterian (Nov. 21) ... 15 points on 5-of-6 three-pointers against Wofford (Nov. 24) ... 14 points at Clemson (Dec. 2) ... Another 14-point outing vs. Boise State (Dec. 5) ... 16 points on 7-of-11 shooting vs. Vanderbilt (Dec. 8) ... 12 points and had career highs of five rebounds and five assists vs. Northwestern (Dec. 30) ... 17 points and tied career best with five rebounds vs. Iowa (Jan. 17) ... Tied career-high with five 3-pointers against the Hawkeyes ... 14 points and tied career with three steals at Indiana (Jan. 9) ... Guarded Penn State's Tator Battle on Jan. 12, holding Battle to nine points on 4-of-19 shooting ... 12 points on four 3-pointers vs. Purdue (Jan. 19) ... 17 points at Northwestern (Jan. 23) and tied career high in rebounds (5) ... Career-high 20 points on 5-of-7 shooting at Penn State (Jan. 27) ... Made 8-of-8 from the line at Penn State, the top free throw shooting performance by an Illini on the season ... 11 points at Iowa (Feb. 3) ... 14 points vs. Michigan State (Feb. 6).

**Career Notes:** Enrolled in the Division of General Studies ... Averaged 12 points, 4.1 rebounds, 2.8 assists and 1.6 steals as a senior at Findlay Prep in Henderson, Nev. ... Helped lead Findlay to a perfect 33-0 record and national championship after winning the 2009 ESPN Rise National High School Invitational ... Fourth-Team *Parade Magazine* All-American ... ESPN Rise National High School Invitational All-Tournament team ... Selected to play for the U.S. squad in the annual Senior Showcase game in Orlando, which featured a team of United States All-Stars vs. Florida All-Stars.

## RICHARDSON'S 2009-10 GAME-BY-GAME STATISTICS

Date	Opponent	G-GS	MIN	FG-A	3P-A	FT-A	REB	PF	A	TO	B	S	PTS
11-13	SIU Edwardsville	1-1	20	3-5	0-0	8-10	1-0-1	4	4	0	0	0	14
11-17	Northern Illinois	1-1	31	2-5	0-0	1-2	0-0-0	1	3	2	0	2	5
11-21	Presbyterian	1-1	25	5-10	4-6	1-1	0-3-3	0	5	1	0	0	15
11-24	Wofford	1-1	32	5-7	5-6	0-0	0-4-4	2	3	1	0	1	15
11-27	vs. Utah	1-1	18	1-5	0-2	1-2	0-1-1	3	1	1	0	0	3
11-28	vs. Bradley	1-1	31	2-9	1-5	0-0	0-2-2	1	2	3	0	1	5
12-2	at Clemson	1-1	34	4-7	3-4	3-5	2-1-3	4	2	3	0	0	14
12-5	Boise State	1-1	33	3-8	2-5	6-6	1-2-3	1	4	2	0	0	14
12-8	Vanderbilt	1-1	36	7-11	2-4	0-3	1-2-3	2	3	2	1	0	16
12-13	Western Michigan	1-1	27	4-10	2-3	2-2	0-4-4	0	2	0	0	3	12
12-19	vs. Georgia	1-1	36	2-8	2-4	0-0	0-1-1	1	4	0	0	1	6
12-23	vs. Missouri	1-1	27	4-12	1-6	2-2	1-2-3	3	2	4	0	1	11
12-30	Northwestern	1-1	41	3-9	1-5	5-6	0-5-5	1	5	2	0	0	12
1-2	vs. Gonzaga	1-1	15	2-6	0-3	2-2	2-2-4	1	2	2	0	1	6
1-5	Iowa	1-0	26	6-11	5-7	0-0	0-5-5	4	1	2	0	0	17
1-9	at Indiana	1-1	35	5-10	3-6	1-2	0-2-2	2	1	2	1	3	14
1-12	Penn State	1-1	32	2-6	2-4	0-0	0-4-4	1	1	0	0	0	6
1-16	at Michigan State	1-1	26	0-8	0-6	2-2	1-0-1	2	3	3	0	0	2
1-19	Purdue	1-1	31	4-10	4-6	0-0	1-1-2	3	1	1	0	1	12
1-23	at Northwestern	1-1	31	7-12	2-6	1-1	1-4-5	3	4	2	0	0	17
1-27	at Penn State	1-1	32	5-7	2-4	8-8	0-3-3	4	2	2	0	0	20
1-30	Indiana	1-1	30	2-4	1-1	3-5	0-2-2	3	0	4	0	2	8
2-3	at Iowa	1-1	33	3-7	2-6	3-4	0-0-0	0	2	0	0	1	11
2-6	Michigan State	1-1	32	4-10	2-5	4-6	0-1-1	2	2	1	0	2	14

## RICHARDSON'S CAREER HIGHS

### MINUTES

Season: 41 vs. Northwestern (12/30/09)

### POINTS

Season: 20 at Penn State (1/27/10)

### FIELD GOALS

Season: 7, twice; last at Northwestern (1/23/10)

### FIELD GOAL ATTEMPTS

Season: 12, twice; last at Northwestern (1/23/10)

### 3-POINT FIELD GOALS

Season: 5, twice; last vs. Iowa (1/5/10)

### 3-POINT FIELD GOAL ATTEMPTS

Season: 7 vs. Iowa (1/5/10)

### FREE THROWS

Season: 8, twice; last at Penn State (1/27/10)

### FREE THROW ATTEMPTS

Season: 10 vs. SIU Edwardsville (11/13/09)

### REBOUNDS

Season: 5, three times; last at Northwestern (1/23/10)

### ASSISTS

Season: 5, twice; last vs. Northwestern (12/30/09)

### BLOCKS

Season: 1, twice; last at Indiana (1/9/10)

### STEALS

Season: 3, twice; last at Indiana (1/9/10)

## RICHARDSON'S CAREER STATISTICS

Year	G-GS	MIN/Avg	FGM-A/%	3PM-A/%	FTM-A/%	OR-DR-TOT/Avg	PF-DQ	A/Avg	TO	B/Avg	S/Avg	PTS/Avg
2009-10	24-23	714/29.8	85-197/.431	46-104/.442	53-69/.768	11-51-62/2.6	48-0	59/2.5	40	2/0.1	19/0.8	269/11.2



# 50 RICHARD SEMRAU\*\*

**REDSHIRT JUNIOR // CENTER // 6-10 // 245**  
**GRAFTON, OHIO // LUTHERAN WEST H.S.**

**2009-10 Notes:** Has appeared in 11 games, averaging 1.9 points and 1.8 rebounds and has made 9-of-12 shots this season ... Had season-high seven points vs. Presbyterian (Nov. 21) ... Scored six points and had season-high six rebounds vs. SIU Edwardsville (Nov. 13).

**Career Notes:** Will graduate in May with a degree in communication ... Played in 21 games last season, averaging 9.0 minutes, 1.4 points and 1.5 rebounds ... Scored career-high nine points on 4-of-5 shooting vs. Tulsa ... Grabbed a career-high eight rebounds vs. Clemson ... Played in eight games as a redshirt freshman ... Played in the first five games of 2007 season before taking a medical redshirt ... Lutheran West product was a three-time first-team Division III All-Ohio selection by the *Associated Press*.

## SEMRAU'S CAREER/SEASON HIGHS

### MINUTES

**Career:** 27 vs. Clemson (12/2/08)  
**Season:** 15 vs. SIU Edwardsville (11/13/09)

### POINTS

**Career:** 9 vs. Tulsa (11/29/08)  
**Season:** 7 vs. Presbyterian (11/21/09)

### FIELD GOALS

**Career:** 4 vs. Tulsa (11/29/08)  
**Season:** 3, twice; last vs. Presbyterian (11/21/09)

### FIELD GOAL ATTEMPTS

**Career:** 5, three times; last vs. SIUE (11/13/09)  
**Season:** 5 vs. SIU Edwardsville (11/13/09)

### 3-POINT FIELD GOALS

**Career:** 1 vs. Jackson State (11/15/06)  
**Season:** 0

### 3-POINT FIELD GOAL ATTEMPTS

**Career:** 2, twice; last vs. Georgia Southern (11/17/06)  
**Season:** 0

### FREE THROWS

**Career:** 5 vs. Savannah State (11/21/06)  
**Season:** 2 vs. Iowa (1/5/10)

### FREE THROW ATTEMPTS

**Career:** 6 vs. Georgia Southern (11/17/06)  
**Season:** 2, twice; last vs. Iowa (1/5/10)

### REBOUNDS

**Career:** 8 vs. Clemson (12/2/08)  
**Season:** 6 vs. SIU Edwardsville (11/13/09)

### ASSISTS

**Career:** 2, twice; last vs. SIUE (11/13/09)  
**Season:** 2 vs. SIU Edwardsville (11/13/09)

### BLOCKS

**Career:** 2 at Clemson (12/2/09)  
**Season:** 2 at Clemson (12/2/09)

### STEALS

**Career:** 2 at Vanderbilt (11/20/08)  
**Season:** 0

## SEMRAU'S 2009-10 GAME-BY-GAME STATISTICS

Date	Opponent	G-GS	MIN	FG-A	3P-A	FT-A	REB	PF	A	TO	B	S	PTS
11-13	SIU Edwardsville	1-0	15	3-5	0-0	0-0	3-3-6	1	2	1	0	0	6
11-17	Northern Illinois	1-0	2	0-0	0-0	0-0	0-1-1	0	0	2	0	0	0
11-21	Presbyterian	1-0	11	3-3	0-0	1-1	1-2-3	0	1	0	1	0	7
11-24	Wofford	1-0	2	0-0	0-0	0-2	0-0-0	1	0	0	0	0	0
11-27	vs. Utah	1-0	7	1-1	0-0	0-0	1-0-1	0	0	0	0	0	2
11-28	vs. Bradley	1-0	7	1-1	0-0	0-0	1-4-5	0	0	0	0	0	2
12-2	at Clemson	1-0	3	0-1	0-0	0-0	0-0-0	0	0	0	2	0	0
12-5	Boise State		DNP										
12-8	Vanderbilt	1-0	2	0-0	0-0	0-0	0-0-0	0	0	0	0	0	0
12-13	Western Michigan	1-0	7	1-1	0-0	0-0	0-2-2	0	0	1	0	0	2
12-19	vs. Georgia		DNP										
12-23	vs. Missouri		DNP										
12-30	Northwestern		DNP										
1-2	vs. Gonzaga		DNP										
1-5	Iowa	1-0	4	0-0	0-0	2-2	1-1-2	0	0	0	0	0	2
1-9	at Indiana		DNP										
1-12	Penn State		DNP										
1-16	at Michigan State	1-0	1	0-0	0-0	0-0	0-0-0	0	0	0	0	0	0
1-19	Purdue		DNP										
1-23	at Northwestern		DNP										
1-27	at Penn State		DNP										
1-30	Indiana		DNP										
2-3	at Iowa		DNP										
2-6	Michigan State		DNP										

## SEMRAU'S CAREER STATISTICS

Year	G-GS	MIN/Avg	FGM-A/%	3PM-A/%	FTM-A/%	OR-DR-TOT/Avg	PF-DQ	A/Avg	TO	B/Avg	S/Avg	PTS/Avg
2006-07	5-0	63/12.6	4-14/.286	1-5/.200	9-13/.692	6-5-11/2.2	8-0	3/0.6	6	0/0.0	0/0.0	18/3.6
2007-08	8-0	19/2.4	0-1/.000	0-0/0.000	0-0/0.000	1-4-5/0.6	3-0	0/0.0	1	0/0.0	0/0.0	0/0.0
2008-09	21-0	190/9.0	13-28/.464	0-0/0.000	3-7/.429	10-22-32/1.5	27-1	6/0.3	15	2/0.1	5/0.2	29/1.4
2009-10	11-0	61/5.5	9-12/.750	0-0/0.000	3-5/.600	7-13-20/1.8	2-0	3/0.3	4	3/0.3	0/0.0	21/1.9
<b>Totals</b>	<b>45-0</b>	<b>333/7.4</b>	<b>26-55/.473</b>	<b>1-5/.200</b>	<b>15-25/.600</b>	<b>24-44-68/1.5</b>	<b>40-1</b>	<b>12/0.3</b>	<b>26</b>	<b>5/0.1</b>	<b>5/0.1</b>	<b>68/1.5</b>



# 21 STAN SIMPSON

REDSHIRT FRESHMAN // CENTER // 6-10 // 230  
CHICAGO, ILL. // SIMEON H.S.

**2009-10 Notes:** Has played in five games this season ... Saw first career action vs. SIU Edwardsville (Nov. 13) ... Scored first career points vs. Presbyterian (Nov. 21).

**Career Notes:** Enrolled in the College of Liberal Arts and Sciences, general curriculum ... Redshirted last season ... Averaged 19 points, 12 rebounds and four blocks as a senior at Simeon High School, leading Simeon to a runner-up finish at the 2008 IHSA Class 3A State Tournament ... First-team All-State selection by the *Chicago Sun-Times*, *Associated Press*, *Champaign-Urbana News-Gazette* and IBCA and second-team All-State pick by the *Chicago Tribune*.

## SIMPSON'S CAREER HIGHS

### MINUTES

Season: 5 vs. Presbyterian (11/21/09)

### POINTS

Season: 2, twice; last vs. Western Michigan (12/13/09)

### FIELD GOALS

Season: 1, twice; last vs. Western Michigan (12/13/09)

### FIELD GOAL ATTEMPTS

Season: 5 vs. Western Michigan (12/13/09)

### 3-POINT FIELD GOALS

Season: 0

### 3-POINT FIELD GOAL ATTEMPTS

Season: 0

### FREE THROWS

Season: 0

### FREE THROW ATTEMPTS

Season: 0

### REBOUNDS

Season: 1, twice; last vs. Western Michigan (12/13/09)

### ASSISTS

Season: 1, twice; last vs. Presbyterian (11/21/09)

### BLOCKS

Season: 1 vs. SIU Edwardsville (11/13/09)

### STEALS

Season: 0

## SIMPSON'S 2009-10 GAME-BY-GAME STATISTICS

Date	Opponent	G-GS	MIN	FG-A	3P-A	FT-A	REB	PF	A	TO	B	S	PTS
11-13	SIU Edwardsville	1-0	2	0-1	0-0	0-0	1-0-1	0	1	0	1	0	0
11-17	Northern Illinois	1-0	1	0-0	0-0	0-0	0-0-0	0	0	0	0	0	0
11-21	Presbyterian	1-0	5	1-2	0-0	0-0	0-0-0	1	1	0	0	0	2
11-24	Wofford		DNP										
11-27	vs. Utah		DNP										
11-28	vs. Bradley		DNP										
12-2	at Clemson		DNP										
12-5	Boise State		DNP										
12-8	Vanderbilt		DNP										
12-13	Western Michigan	1-0	4	1-5	0-0	0-0	1-0-1	1	0	0	0	0	2
12-19	vs. Georgia		DNP										
12-23	vs. Missouri		DNP										
12-30	Northwestern		DNP										
1-2	vs. Gonzaga		DNP										
1-5	Iowa	1-0	2	0-0	0-0	0-0	0-0-0	1	0	0	0	0	0
1-9	at Indiana		DNP										
1-12	Penn State		DNP										
1-16	at Michigan State		DNP										
1-19	Purdue		DNP										
1-23	at Northwestern		DNP										
1-27	at Penn State		DNP										
1-30	Indiana		DNP										
2-3	at Iowa		DNP										
2-6	Michigan State		DNP										

## SIMPSON'S CAREER STATISTICS

Year	G-GS	MIN/Avg	FGM-A/%	3PM-A/%	FTM-A/%	OR-DR-TOT/Avg	PF-DQ	A/Avg	TO	B/Avg	S/Avg	PTS/Avg
2009-10	5-0	14/2.8	2-8/.250	0-0/.000	0-0/.000	2-0-2/0.4	3-0	2/0.4	0	1/0.2	0/0.0	4/0.8



# 54 MIKE TISDALE\*\*

**JUNIOR // CENTER // 7-1 // 235**  
**RIVERTON, ILL. // RIVERTON H.S.**

**2009-10 Notes:** Has started all 24 games, ranking second on the team in scoring (11.7 ppg, 20th in Big Ten) and second in rebounding (6.2 rpg, ninth in Big Ten) ... Averaging 13.0 points and 6.9 rebounds in conference play ... Has scored in double figures in 16 games ... Third in the Big Ten in field goal percentage (.576), fifth in free throw percentage (.827) and fifth in blocked shots (1.8 bpg) ... 18 points on 8-of-10 shooting vs. Utah (Nov. 27) ... 12 points and eight boards vs. Bradley (Nov. 28) ... 14 points, eight boards and four blocked shots at Clemson (Dec. 2) ... 14 points vs. Vanderbilt (Dec. 8) ... Five blocked shots vs. Western Michigan (Dec. 13), along with eight points and nine boards ... Tallied double-double with 14 points and career-high 13 rebounds vs. Missouri (Dec. 23) ... Second straight double-double with career-high 31 points – the highest point total by an Illini this year – and 11 boards vs. Northwestern (Dec. 30) ... Game-high 27 points at Indiana (Jan. 9) ... Shot 13-of-14 from the free throw line at Indiana, both career highs ... Registered fourth career double-double with 16 points and career-high tying 13 rebounds vs. Penn State (Jan. 12) ... Also had a career-high seven blocked shots vs. PSU, the second-highest single-game total in school history ... 14 points and team-high six rebounds at Northwestern (Jan. 27) ... 10 points and seven rebounds at Penn State (Jan. 27) ... 12 points and game-high seven rebounds and three blocks vs. Indiana (Jan. 30) ... 14 points and seven boards at Iowa (Feb. 3) ... Team-high eight rebounds vs. Michigan State (Feb. 6)

**Career Notes:** Majoring in communication ... Started every game last season, averaging 10.2 points and 4.0 rebounds ... Honorable mention All-Big Ten (coaches and media) and second-team NABC All-District 7 pick ... Academic All-Big Ten selection ... Fourth in Big Ten in field goal shooting at 53.1 percent ... Scored in double figures 16 times, and was UI's leading scorer in a team-high 11 games ... Fifth in Big Ten with 48 blocked shots ... Named South Padre Island Invitational MVP and Big Ten Co-Player of the Week after averaging 16.0 points, 7.0 rebounds and 3.0 blocks in victories over Kent State and Tulsa ... Following the season, participated in the 2009 USA Basketball World University Games team trials in Colorado Springs, Colo. ... Averaged 3.6 points and 1.7 rebounds as a freshman.

## TISDALE'S 2009-10 GAME-BY-GAME STATISTICS

Date	Opponent	G-GS	MIN	FG-A	3P-A	FT-A	REB	PF	A	TO	B	S	PTS
11-13	SIU Edwardsville	1-1	19	4-5	0-0	0-0	1-5-6	4	1	1	3	0	8
11-17	Northern Illinois	1-1	16	3-6	0-0	4-4	1-3-4	3	0	1	2	0	10
11-21	Presbyterian	1-1	14	2-3	0-0	1-1	1-3-4	2	0	1	1	1	5
11-24	Wofford	1-1	32	6-8	0-0	0-0	1-4-5	2	2	1	2	0	12
11-27	vs. Utah	1-1	30	8-10	0-0	2-3	2-3-5	3	1	0	1	0	18
11-28	vs. Bradley	1-1	22	3-9	0-0	6-6	5-3-8	4	2	1	0	0	12
12-2	at Clemson	1-1	31	5-9	0-0	2-3	3-5-8	2	1	3	4	0	12
12-5	Boise State	1-1	23	4-4	0-0	2-2	2-2-4	2	0	2	2	0	10
12-8	Vanderbilt	1-1	28	6-10	0-0	2-2	2-3-5	3	2	1	1	1	14
12-13	Western Michigan	1-1	19	3-7	0-0	2-2	2-7-9	3	0	0	5	0	8
12-19	vs. Georgia	1-1	23	5-9	0-0	0-0	0-2-2	5-1	2	2	2	0	10
12-23	vs. Missouri	1-1	33	5-10	0-0	4-5	7-6-13	3	0	2	1	1	14
12-30	Northwestern	1-1	39	11-14	0-0	9-11	4-7-11	5-2	0	2	2	2	31
1-2	vs. Gonzaga	1-1	11	2-4	0-0	0-0	0-0-0	5-3	0	1	0	0	4
1-5	Iowa	1-1	27	2-9	0-0	3-4	0-2-2	3	0	2	0	0	7
1-9	at Indiana	1-1	38	7-11	0-0	13-14	2-7-9	3	0	2	1	0	27
1-12	Penn State	1-1	37	7-12	0-0	2-4	4-9-13	3	2	4	7	0	16
1-16	at Michigan State	1-1	19	0-1	0-0	2-3	0-1-1	4	0	1	0	0	2
1-19	Purdue	1-1	20	2-7	0-0	0-0	2-3-5	5-4	0	1	1	0	4
1-23	at Northwestern	1-1	37	5-6	1-1	3-5	1-5-6	3	2	1	0	0	14
1-27	at Penn State	1-1	33	4-9	0-0	2-2	2-5-7	1	1	0	1	0	10
1-30	Indiana	1-1	30	4-8	0-0	4-4	3-4-7	4	1	3	3	0	12
2-3	at Iowa	1-1	33	5-7	0-0	4-6	2-5-7	4	0	2	2	0	14
2-6	Michigan State	1-1	34	3-6	0-0	0-0	3-5-8	3	1	2	1	0	6

## TISDALE'S CAREER STATISTICS

Year	G-GS	MIN/Avg	FGM-A%	3PM-A%	FTM-A%	OR-DR-TOT/Avg	PF-DQ	A/Avg	TO	B/Avg	S/Avg	PTS/Avg
2007-08	35-2	363/10.4	53-110/.482	2-12/.167	19-30/.633	28-30-58/1.7	49-0	9/0.3	14	15/0.4	4/0.1	127/3.6
2008-09	34-34	841/24.7	147-277/.531	1-5/.200	51-64/.797	44-91-135/4.0	103-5	19/0.6	47	48/1.4	11/0.3	346/10.2
2009-10	24-24	648/27.0	106-184/.576	1-1/1.000	67-81/.827	50-99-149/6.2	79-4	18/0.8	36	42/1.8	5/0.2	280/11.7
<b>Totals</b>	<b>93-60</b>	<b>1852/19.9</b>	<b>306-571/.536</b>	<b>4-18/.222</b>	<b>137-175/.783</b>	<b>122-220-342/3.7</b>	<b>231-9</b>	<b>46/0.5</b>	<b>97</b>	<b>105/1.1</b>	<b>20/0.2</b>	<b>753/8.1</b>

## TISDALE'S CAREER/SEASON HIGHS

### MINUTES

**Career:** 39 vs. Northwestern (12/30/09)  
**Season:** 39 vs. Northwestern (12/30/09)

### POINTS

**Career:** 31 vs. Northwestern (12/30/09)  
**Season:** 31 vs. Northwestern (12/30/09)

### FIELD GOALS

**Career:** 11 vs. Northwestern (12/30/09)  
**Season:** 11 vs. Northwestern (12/30/09)

### FIELD GOAL ATTEMPTS

**Career:** 18 vs. Eastern Michigan (12/28/08)  
**Season:** 14 vs. Northwestern (12/30/09)

### 3-POINT FIELD GOALS

**Career:** 1, four times, last at Northwestern (1/23/10)  
**Season:** 1 at Northwestern (1/23/10)

### 3-POINT FIELD GOAL ATTEMPTS

**Career:** 2, three times; last at Michigan State (1/30/08)  
**Season:** 1 at Northwestern (1/23/10)

### FREE THROWS

**Career:** 13 at Indiana (1/9/10)  
**Season:** 13 at Indiana (1/9/10)

### FREE THROW ATTEMPTS

**Career:** 14 at Indiana (1/9/10)  
**Season:** 14 at Indiana (1/9/10)

### REBOUNDS

**Career:** 13, twice; last vs. Penn State (1/12/10)  
**Season:** 13, twice; last vs. Penn State (1/12/10)

### ASSISTS

**Career:** 3, twice; last vs. Michigan (3/13/09)  
**Season:** 2, seven times; last at Northwestern (1/23/10)

### BLOCKS

**Career:** 7 vs. Penn State (1/12/10)  
**Season:** 7 vs. Penn State (1/12/10)

### STEALS

**Career:** 3 vs. Eastern Michigan (12/28/08)  
**Season:** 2 vs. Northwestern (12/30/09)

## STATISTICS

	<u>Overall</u>	<u>Home</u>	<u>Away</u>	<u>Neutral</u>
<b>Record:</b>	16-8	12-1	4-2	0-5
<b>Big Ten:</b>	8-3	5-1	3-2	0-0
<b>Non-Conference:</b>	8-5	7-0	1-0	0-5

### ALL GAMES (16-8)

<u>Player</u>	<u>G-GS</u>	<u>Min-Avg</u>	<u>FG-FGA/Pct</u>	<u>3P-3PA/Pct</u>	<u>FT-FTA/Pct</u>	<u>OR-DR-Tot/Avg</u>	<u>PF-FO</u>	<u>A</u>	<u>TO</u>	<u>BLK</u>	<u>ST</u>	<u>PTS-Avg</u>
32-McCamey	24-22	783-32.6	126-258/.488	37-98/.378	80-112/.714	10-65-75/3.1	59-1	153	76	4	34	369-15.4
54-Tisdale	24-24	648-27.0	106-184/.576	1-1/1.000	67-81/.827	50-99-149/6.2	79-4	18	36	42	5	280-11.7
1-Richardson	24-23	714-29.8	85-197/.431	46-104/.442	53-69/.768	11-51-62/2.6	48-0	59	40	2	19	269-11.2
24-Davis	24-20	734-30.6	113-236/.479	0-0/0.000	31-50/.620	51-152-203/8.5	42-0	25	30	14	12	257-10.7
3-Paul	24-14	465-19.4	70-199/.352	27-87/.310	39-58/.672	29-36-65/2.7	39-2	34	32	4	25	206-8.6
23-Keller	24-0	323-13.5	59-121/.488	9-26/.346	13-25/.520	20-43-63/2.6	28-0	19	21	10	13	140-5.8
30-Cole	24-10	459-19.1	35-74/.473	14-41/.341	9-15/.600	25-45-70/2.9	43-2	27	13	16	13	93-3.9
42-Griffey	20-4	161-8.1	27-51/.529	3-10/.300	10-11/.909	11-22-33/1.7	26-0	6	8	1	8	67-3.4
33-Legion	11-1	109-9.9	11-37/.297	4-19/.211	4-6/.667	0-10-10/0.9	6-0	5	4	1	3	30-2.7
50-Semrau	11-0	61-5.5	9-12/.750	0-0/0.000	3-5/.600	7-13-20/1.8	2-0	3	4	3	0	21-1.9
13-Jordan	22-2	369-16.8	17-39/.436	1-6/.167	4-6/.667	10-26-36/1.6	25-0	48	22	2	11	39-1.8
21-Simpson	5-0	14-2.8	2-8/.250	0-0/0.000	0-0/0.000	2-0-2/0.4	3-0	2	0	1	0	4-0.8
15-Chisholm	8-0	10-1.3	2-7/.286	1-6/.167	0-0/0.000	0-1-1/0.1	2-0	0	1	0	1	5-0.6
TEAM						35-53-88/3.7	1		10			
<b>ILLINOIS</b>	<b>24</b>	<b>4850</b>	<b>662-1423/.465</b>	<b>143-398/.359</b>	<b>313-438/.715</b>	<b>261-616-877/36.5</b>	<b>403-9</b>	<b>399</b>	<b>297</b>	<b>100</b>	<b>144</b>	<b>1780-74.2</b>
<b>Opponents</b>	<b>24</b>	<b>4850</b>	<b>564-1403/.402</b>	<b>164-555/.295</b>	<b>317-442/.717</b>	<b>278-543-821/34.2</b>	<b>435-5</b>	<b>316</b>	<b>319</b>	<b>45</b>	<b>137</b>	<b>1609-67.0</b>

### Score by Periods

	<u>1st</u>	<u>2nd</u>	<u>OT</u>	<u>Total</u>
ILLINOIS	873	888	19	1780
Opponents	795	799	15	1609

### BIG TEN GAMES (8-3)

<u>Player</u>	<u>G-GS</u>	<u>Min-Avg</u>	<u>FG-FGA/Pct</u>	<u>3P-3PA/Pct</u>	<u>FT-FTA/Pct</u>	<u>OR-DR-Tot/Avg</u>	<u>PF-FO</u>	<u>A</u>	<u>TO</u>	<u>BLK</u>	<u>ST</u>	<u>PTS-Avg</u>
32-McCamey	11-9	401-36.5	58-119/.487	20-50/.400	44-65/.677	5-29-34/3.1	24-1	82	29	2	9	180-16.4
54-Tisdale	11-11	347-31.5	50-90/.556	1-1/1.000	42-53/.792	23-53-76/6.9	38-2	7	20	18	2	143-13.0
1-Richardson	11-10	349-31.7	41-94/.436	24-56/.429	27-34/.794	3-27-30/2.7	25-0	22	19	1	9	133-12.1
24-Davis	11-7	319-29.0	43-95/.453	0-0/0.000	11-18/.611	16-59-75/6.8	24-0	12	15	5	6	97-8.8
3-Paul	11-2	164-14.9	23-80/.288	7-32/.219	11-21/.524	10-21-31/2.8	20-2	9	11	0	10	64-5.8
30-Cole	11-10	269-24.5	19-38/.500	10-24/.417	6-11/.545	10-20-30/2.7	20-1	14	9	12	9	54-4.9
42-Griffey	10-4	90-9.0	15-28/.536	2-6/.333	5-6/.833	6-10-16/1.6	14-0	4	6	1	1	37-3.7
23-Keller	11-0	117-10.6	17-40/.425	2-7/.286	3-6/.500	6-15-21/1.9	12-0	5	10	4	3	39-3.5
13-Jordan	11-2	160-14.5	4-14/.286	0-3/0.000	4-5/.800	5-9-14/1.3	10-0	16	8	1	4	12-1.1
50-Semrau	2-0	5-2.5	0-0/0.000	0-0/0.000	2-2/1.000	1-1-2/1.0	0-0	0	0	0	0	2-1.0
15-Chisholm	1-0	2-2.0	0-1/0.000	0-1/0.000	0-0/0.000	0-0-0/0.0	1-0	0	1	0	0	0-0.0
21-Simpson	1-0	2-2.0	0-0/0.000	0-0/0.000	0-0/0.000	0-0-0/0.0	1-0	0	0	0	0	0-0.0
TEAM						17-32-49/4.5	0		7			
<b>ILLINOIS</b>	<b>11</b>	<b>2225</b>	<b>270-599/.451</b>	<b>66-180/.367</b>	<b>155-221/.701</b>	<b>102-276-378/34.4</b>	<b>189-6</b>	<b>171</b>	<b>135</b>	<b>44</b>	<b>53</b>	<b>761-69.2</b>
<b>Opponents</b>	<b>11</b>	<b>2225</b>	<b>247-633/.390</b>	<b>80-269/.297</b>	<b>153-213/.718</b>	<b>132-250-382/34.7</b>	<b>204-2</b>	<b>149</b>	<b>127</b>	<b>20</b>	<b>54</b>	<b>727-66.1</b>

### Score by Periods

	<u>1st</u>	<u>2nd</u>	<u>OT</u>	<u>Total</u>
ILLINOIS	367	379	15	761
Opponents	356	362	9	727

## RESULTS / ATTENDANCE

<u>DATE</u>	<u>OPPONENT</u>	<u>SCORE</u>	<u>ATTENDANCE</u>	<u>HIGH POINTS</u>	<u>HIGH REBOUNDS</u>
Nov. 13	SIU Edwardsville	W, 96-69	16,012	22 - Paul	10 - Davis
Nov. 17	Northern Illinois	W, 80-61	14,979	20 - Paul	17 - Davis
Nov. 21	Presbyterian	W, 94-48	13,121	15 - Richardson	9 - Davis & Griffey
Nov. 24	Wofford	W, 78-64	12,982	21 - McCamey	11 - Davis
Nov. 27	vs. Utah	L, 58-60	3,500	19 - McCamey	7 - McCamey
Nov. 28	vs. Bradley	L, 68-72	3,500	17 - Davis	8 - Davis & Tisdale
Dec. 2	at Clemson	W, 76-74	10,000	22 - Davis	9 - Davis
Dec. 5	Boise State	W, 84-77	15,903	23 - McCamey	12 - Davis
Dec. 8	Vanderbilt	W, 79-68	15,594	23 - McCamey	8 - Davis
Dec. 13	Western Michigan	W, 88-53	14,886	15 - Keller	10 - Davis
Dec. 19	vs. Georgia	L, 67-70	4,008	21 - McCamey	6 - Davis & Keller
Dec. 23	vs. Missouri	L, 68-81	20,497	14 - Tisdale	13 - Davis & Tisdale
Dec. 30	Northwestern	W, 89-83 (ot)	16,618	31 - McCamey	17 - Davis
Jan. 2	vs. Gonzaga	L, 83-85 (ot)	20,917	22 - Keller	10 - Davis
Jan. 5	Iowa	W, 59-42	14,806	17 - Richardson	5 - Davis & Richardson
Jan. 9	at Indiana	W, 66-60	16,634	27 - Tisdale	11 - Davis
Jan. 12	Penn State	W, 54-53	14,469	25 - McCamey	13 - Tisdale
Jan. 16	at Michigan State	L, 63-73	14,759	15 - McCamey	7 - Griffey
Jan. 19	Purdue	L, 78-84	16,618	28 - McCamey	15 - Davis
Jan. 23	at Northwestern	L, 68-73	8,117	17 - Richardson	6 - Tisdale
Jan. 27	at Penn State	W, 77-67	8,085	20 - Richardson	8 - Davis
Jan. 30	Indiana	W, 72-70	16,618	19 - McCamey	7 - Tisdale
Feb. 3	at Iowa	W, 57-49	11,441	15 - McCamey	7 - Tisdale & McCamey
Feb. 6	Michigan State	W, 78-73	16,618	22 - McCamey	8 - Tisdale
Feb. 9	at Wisconsin				
Feb. 14	Ohio State				
Feb. 20	at Purdue				
Feb. 23	at Michigan				
Feb. 27/28	Minnesota				
March 2	at Ohio State				
March 6/7	Wisconsin				

<b>ATTENDANCE</b>				
	<b>Games</b>	<b>Totals</b>	<b>Average/High Game</b>	<b>Sellouts</b>
HOME	13	199,224	15,325/16,618 (4)	4
AWAY	6	69,036	11,506/16,634	3
NEUTRAL	5	52,422	10,484/20,917	2
<b>TOTAL</b>	<b>24</b>	<b>320,682</b>	<b>13,362/20,917</b>	<b>9</b>

## GAME-BY-GAME TEAM STATISTICS

	<b>GAME</b>	<b>FGM-A/%</b>	<b>3PM-A/%</b>	<b>FTM-A/%</b>	<b>OR-DR—TOT</b>	<b>PF</b>	<b>AS</b>	<b>TO</b>	<b>BK</b>	<b>ST</b>	<b>PTS (1st-2nd)</b>
Nov. 13	Illinois	36-65/.554	6-18/.333	18-26/.692	13-28-41	20	22	9	6	3	<b>96</b> (47-49)
	SIU Edwardsville	20-58/.345	7-20/.350	22-23/.957	11-19-30	21	10	15	0	2	69 (25-44)
Nov. 17	Illinois	27-62/.435	4-13/.308	22-30/.733	12-30-42	16	15	14	<b>10</b>	7	80 (49-31)
	Northern Illinois	25-68/.368	5-19/.263	6-12/.500	15-23-38	27	8	19	3	6	61 (41-20)
Nov. 21	Illinois	<b>39-72/.542</b>	<b>11-26/.423</b>	5-7/.714	<b>20-28-48</b>	14	<b>27</b>	9	4	7	94 (43-51)
	Presbyterian	20-54/.370	4-24/.167	4-7/.571	8-11-19	12	10	13	0	3	48 (28-20)
Nov. 24	Illinois	28-49/.571	8-14/. <b>571</b>	14-22/.636	4-25-29	16	19	<b>8</b>	3	5	78 (42-36)
	Wofford	22-56/.393	12-31/.387	8-15/.533	12-22-34	18	18	10	0	5	64 (39-25)
Nov. 27	Illinois	23-59/.390	1-9/.111	11-13/.846	7-26-33	19	10	10	1	5	58 (32-26)
	vs. Utah	23-52/.442	2-14/.143	12-17/.706	6-29-35	17	5	15	3	5	60 (16-44)
Nov. 28	Illinois	25-63/.397	4-18/.222	14-15/. <b>933</b>	15-30-45	15	11	15	1	5	68 (29-39)
	vs. Bradley	24-60/.400	9-25/.360	15-19/.789	8-24-32	18	13	10	4	8	72 (28-44)
Dec. 2	Illinois	28-54/.519	6-14/.429	14-22/.636	14-22-36	21	17	15	8	5	76 (27-49)
	at Clemson	24-61/.393	8-22/.364	18-25/.720	20-17-37	22	11	13	3	8	74 (47-27)
Dec. 5	Illinois	32-66/.485	9-18/.500	11-16/.688	15-18-33	16	17	16	2	10	84 (42-42)
	Boise State	30-54/.556	7-22/.318	10-14/.714	8-21-29	17	16	23	1	7	77 (38-39)
Dec. 8	Illinois	32-54/. <b>593</b>	8-15/.533	7-13/.538	7-25-32	13	20	14	5	5	79 (46-33)
	Vanderbilt	25-59/.424	8-25/.320	10-16/.625	9-18-27	16	14	10	1	8	68 (36-32)
Dec. 13	Illinois	34-70/.486	6-16/.375	14-15/. <b>933</b>	<b>10-38-48</b>	16	20	11	7	10	88 (48-40)
	Western Michigan	16-66/.242	3-29/.692	18-26/.692	15-25-40	13	6	14	1	8	53 (25-28)
Dec. 19	Illinois	27-60/.450	5-15/.333	8-10/.800	8-21-29	16	14	<b>8</b>	5	5	67 (32-35)
	vs. Georgia	27-55/.491	3-13/.231	13-18/.722	11-26-37	16	16	15	6	7	70 (32-38)
Dec. 23	Illinois	27-68/.397	5-18/.278	9-14/.643	<b>20-27-47</b>	14	13	22	2	9	68 (34-34)
	vs. Missouri	28-68/.412	10-25/.400	15-17/.882	14-23-37	19	19	14	0	10	81 (41-40)
Dec. 30	Illinois	31-62/.500	5-15/.333	22-27/.815	8-37-45	14	21	11	3	2	89 (33-41- <b>15</b> )
	Northwestern	28-84/.333	16-47/.340	11-15/.733	16-25-41	20	21	3	2	4	83 (42-32-9)
Jan. 2	Illinois	34- <b>82</b> /.415	4-24/.167	11-14/.786	14-22-36	18	23	10	2	<b>15</b>	83 (35-44-4)
	vs. Gonzaga	33-59/.559	6-17/.353	13-20/.650	9-36-45	15	21	21	3	6	89 (43-36-6)
Jan. 5	Illinois	23-56/.411	6-15/.400	7-9/.778	12-26-38	16	18	11	2	7	59 (37-22)
	Iowa	15-49/.306	6-28/.214	6-8/.750	8-21-29	14	11	14	3	2	42 (15-27)
Jan. 9	Illinois	18-46/.391	3-13/.231	<b>27-39</b> /.692	10-28-38	17	13	11	5	9	66 (28-38)
	at Indiana	22-53/.415	6-17/.353	10-18/.556	9-22-31	28	10	15	3	8	60 (41-19)
Jan. 12	Illinois	21-54/.389	8-15/.533	4-6/.667	6-25-31	<b>8</b>	14	10	7	4	54 (23-31)
	Penn State	20-58/.345	8-28/.286	5-9/.556	14-26-40	13	11	11	4	6	53 (28-25)
Jan. 16	Illinois	22-63/.349	6-25/.240	13-16/.813	13-21-34	19	13	17	1	7	63 (29-34)
	at Michigan State	25-57/.439	2-12/.167	21-26/.808	14-28-42	19	16	17	0	8	73 (36-37)
Jan. 19	Illinois	27-66/.409	7-18/.389	17-29/.586	17-20-37	25	13	14	5	5	78 (32-46)
	Purdue	27-56/.482	3-16/.188	27-34/.794	12-25-37	22	12	14	3	4	84 (28-56)
Jan. 23	Illinois	26-47/.553	6-16/.375	10-15/.667	6-25-31	26	16	16	4	3	68 (39-29)
	at Northwestern	21-52/.404	7-28/.250	24-32/.750	10-18-28	17	15	7	1	5	73 (36-37)
Jan. 27	Illinois	25-48/.521	9-18/.500	18-25/.720	5-30-35	18	18	9	4	2	77 (40-37)
	at Penn State	23-57/.404	9-26/.346	12-22/.545	8-19-27	20	15	6	1	5	67 (33-34)
Jan. 30	Illinois	25-51/.490	4-12/.333	18-25/.720	11-22-33	22	16	15	6	4	72 (36-36)
	Indiana	21-60/.350	9-23/.391	19-23/.826	17-18-35	21	11	13	1	5	70 (36-34)
Jeb. 3	Illinois	21-47/.447	4-15/.267	11-16/.688	4-28-32	11	12	10	3	4	57 (35-22)
	at Iowa	16-54/.296	8-28/.286	9-12/.750	13-25-38	11	13	10	1	4	49 (27-22)
Feb. 6	Illinois	31-59/.525	8-18/.444	8-14/.571	10-14-24	13	17	10	4	6	78 (35-43)
	Michigan State	29-53/.547	6-16/.375	9-14/.643	11-23-34	19	14	18	1	3	73 (34-39)
Feb. 9	Illinois										
	at Wisconsin										
Feb. 14	Illinois										
	Ohio State										
Feb. 20	Illinois										
	at Purdue										
Feb. 23	Illinois										
	at Michigan										
Feb. 27/28	Illinois										
	Minnesota										
March 2	Illinois										
	at Ohio State										
March 6/7	Illinois										
	Wisconsin										

## TEAM SUPERLATIVES

### ILLINOIS

	HIGHS	LOWS
POINTS	96 vs. SIU Edwardsville (Nov. 13)	54 vs. Penn State (Jan. 12)
FIRST-HALF POINTS	49 vs. Northern Illinois (Nov. 17)	23 vs. Penn State (Jan. 12)
SECOND-HALF POINTS	51 vs. Presbyterian (Nov. 21)	22, twice; last at Iowa (Feb. 3)
OVERTIME POINTS	15 vs. Northwestern (Dec. 30)	4 vs. Gonzaga (Jan. 2)
WINNING MARGIN	46 (94-48) vs. Presbyterian (Nov. 21)	1 (54-53) vs. Penn State (Jan. 12)
FIELD GOALS	39 vs. Presbyterian (Nov. 21)	18 at Indiana (Jan. 9)
FIELD GOAL ATTEMPTS	82 vs. Gonzaga (Jan. 2)	46 at Indiana (Jan. 9)
FIELD GOAL PERCENTAGE	.593 (32-54) vs. Vanderbilt (Dec. 8)	.349 (22-63) at Michigan State (Jan. 16)
3-POINT FIELD GOALS	11 vs. Presbyterian (Nov. 21)	1 vs. Utah (Nov. 27)
3-POINT FIELD GOAL ATTEMPTS	26 vs. Presbyterian (Nov. 21)	9 vs. Utah (Nov. 27)
3-POINT FIELD GOAL PERCENTAGE	.571 (8-14) vs. Wofford (Nov. 24)	.111 (1-9) vs. Utah (Nov. 27)
FREE THROWS	27 at Indiana (Jan. 9)	4 vs. Penn State (Jan. 12)
FREE THROW ATTEMPTS	39 at Indiana (Jan. 9)	6 vs. Penn State (Jan. 12)
FREE THROW PERCENTAGE	.933 (14-15), twice; last vs. Western Michigan (Dec. 13)	.538 (7-13) vs. Vanderbilt (Dec. 8)
REBOUNDS	48, twice; last vs. Western Michigan (Dec. 13)	24 vs. Michigan State (Feb. 6)
OFFENSIVE REBOUNDS	20, twice; last vs. Missouri (Dec. 23)	4, twice; last at Iowa (Feb. 3)
DEFENSIVE REBOUNDS	38 vs. Western Michigan (Dec. 13)	14 vs. Michigan State (Feb. 6)
PERSONAL FOULS	26 at Northwestern (Jan. 23)	8 vs. Penn State (Jan. 12)
ASSISTS	27 vs. Presbyterian (Nov. 21)	10 vs. Utah (Nov. 27)
TURNOVERS	22 vs. Missouri (Dec. 23)	8, twice; last vs. Georgia (Dec. 19)
BLOCKED SHOTS	10 vs. Northern Illinois (Nov. 17)	1, three times; last at Michigan State (Jan. 16)
STEALS	15 vs. Gonzaga (Jan. 2)	2, twice; last at Penn State (Jan. 27)

### OPPONENTS

	HIGHS	LOWS
POINTS	85, Gonzaga (Jan. 2)	42, Iowa (Jan. 5)
FIRST-HALF POINTS	47, Clemson (Dec. 2)	15, Iowa (Jan. 5)
SECOND-HALF POINTS	56, Purdue (Jan. 19)	19, Indiana (Jan. 9)
OVERTIME POINTS	9, Northwestern (Dec. 30)	6, Gonzaga (Jan. 2)
WINNING MARGIN	13 (81-68), Missouri (Dec. 23)	2, two teams; last, Gonzaga (Jan. 2)
FIELD GOALS	33, Gonzaga (Jan. 2)	15, Iowa (Jan. 5)
FIELD GOAL ATTEMPTS	84, Northwestern (Dec. 30)	49, Iowa (Jan. 5)
FIELD GOAL PERCENTAGE	.559 (33-59), Gonzaga (Jan. 2)	.242 (16-66), Western Michigan (Dec. 13)
3-POINT FIELD GOALS	16, Northwestern (Dec. 30)	2, two teams; last, Michigan State (Jan. 16)
3-POINT FIELD GOAL ATTEMPTS	47, Northwestern (Dec. 30)	12, Michigan State (Jan. 16)
3-POINT FIELD GOAL PERCENTAGE	.400 (10-25), Missouri (Dec. 23)	.103 (3-29), Western Michigan (Dec. 13)
FREE THROWS	27, Purdue (Jan. 19)	4, Presbyterian (Nov. 21)
FREE THROW ATTEMPTS	34, Purdue (Jan. 19)	7, Presbyterian (Nov. 21)
FREE THROW PERCENTAGE	.957 (22-23), SIU Edwardsville (Nov. 13)	.500 (6-12), Northern Illinois (Nov. 17)
REBOUNDS	45, Gonzaga (Jan. 2)	19, Presbyterian (Nov. 21)
OFFENSIVE REBOUNDS	20, Clemson (Dec. 2)	6, Utah (Nov. 27)
DEFENSIVE REBOUNDS	36, Gonzaga (Jan. 2)	11, Presbyterian (Nov. 21)
PERSONAL FOULS	28, Indiana (Jan. 9)	11, Iowa (Feb. 3)
ASSISTS	21, two teams; last, Gonzaga (Jan. 2)	5, Utah (Nov. 27)
TURNOVERS	23, Boise State (Dec. 5)	3, Northwestern (Dec. 30)
BLOCKED SHOTS	6, Georgia (Dec. 19)	0, five teams; last, Michigan State (Jan. 16)
STEALS	10, Missouri (Dec. 23)	2, twice; last, Iowa (Jan. 5)

## INDIVIDUAL SUPERLATIVES

### ILLINOIS HIGHS

POINTS	.31, Mike Tisdale vs. Northwestern (Dec. 30)
FIELD GOALS	.11, Mike Tisdale vs. Northwestern (Dec. 30)
FIELD GOAL ATTEMPTS	.19, Mike Davis vs. Boise State (Dec. 5)
	.19, Dominique Keller vs. Gonzaga (Jan. 2)
FIELD GOAL PERCENTAGE (MIN. 6 ATT.)	.833 (5-6), Mike Tisdale at Northwestern (Jan. 23)
3-POINT FIELD GOALS	.6, Demetri McCamey vs. Michigan State (Feb. 6)
3-POINT FIELD GOAL ATTEMPTS	.9, Brandon Paul vs. Gonzaga (Jan. 2)
	.9, Demetri McCamey vs. Michigan State (Feb. 6)
3-POINT FIELD GOAL PERCENTAGE (MIN. 4 ATT.)	.833 (5-6), D.J. Richardson vs. Wofford (Nov. 24)
	.833 (5-6), Demetri McCamey vs. Penn State (Jan. 12)
FREE THROWS	.13, Mike Tisdale at Indiana (Jan. 9)
	.13, Demetri McCamey vs. Purdue (Jan. 19)
FREE THROW ATTEMPTS	.19, Demetri McCamey vs. Purdue (Jan. 19)
FREE THROW PERCENTAGE (MIN. 6 ATT.)	1.000 (8-8), D.J. Richardson at Penn State (Jan. 27)
	1.000 (6-6), Mike Tisdale vs. Bradley (Nov. 28)
	1.000 (6-6), D.J. Richardson vs. Boise State (Dec. 5)
REBOUNDS	.17, Mike Davis vs. Northern Illinois (Nov. 17)
	.17, Mike Davis vs. Northwestern (Dec. 30)
ASSISTS	.11, Demetri McCamey vs. Michigan State (Feb. 6)
TURNOVERS	.6, Demetri McCamey vs. Boise State (Dec. 5)
	.6, Demetri McCamey vs. Vanderbilt (Dec. 8)
	.6, Demetri McCamey at Northwestern (Jan. 23)
BLOCKED SHOTS	.7, Mike Tisdale vs. Penn State (Jan. 12)
STEALS	.5, Dominique Keller vs. Boise State (Dec. 5)
	.5, Demetri McCamey vs. Gonzaga (Jan. 2)
MINUTES	.43, Mike Davis vs. Gonzaga (Jan. 2)
	.43, Demetri McCamey vs. Gonzaga (Jan. 2)

### OPPONENT HIGHS

POINTS	.27, John Shurna, Northwestern (Dec. 30)
FIELD GOALS	.9, John Shurna, Northwestern (Dec. 30)
FIELD GOAL ATTEMPTS	.23, John Shurna, Northwestern (Dec. 30)
FIELD GOAL PERCENTAGE (MIN. 6 ATT.)	.833 (5-6), Najul Ervin, Northern Illinois (Nov. 17)
	.833 (5-6), Kelsey Barlow, Purdue (Jan. 19)
3-POINT FIELD GOALS	.5, Junior Salters, Wofford (Nov. 24)
	.5, Kim English, Missouri (Dec. 23)
	.5, Jeremy Nash, Northwestern (Dec. 30)
3-POINT FIELD GOAL ATTEMPTS	.12, Jeremy Nash, Northwestern (Dec. 30)
3-POINT FIELD GOAL PERCENTAGE (MIN. 4 ATT.)	.750 (3-4), Chris Roberts, Bradley (Nov. 28)
FREE THROWS	.12, JaJuan Johnson, Purdue (Jan. 19)
FREE THROW ATTEMPTS	.15, JaJuan Johnson, Purdue (Jan. 19)
FREE THROW PERCENTAGE (MIN. 6 ATT.)	1.000 (9-9), Sam Maniscalco, Bradley (Nov. 28)
	1.000 (7-7), Delvon Roe, Michigan State (Jan. 16)
	1.000 (6-6), Stephen Jones, SIU Edwardsville (Nov. 13)
REBOUNDS	.16, Elias Harris, Gonzaga (Jan. 2)
	.16, Draymond Green, Michigan State (Feb. 6)
ASSISTS	.8, Michael Thompson, Northwestern (Dec. 30)
TURNOVERS	.7, Robert Arnold, Boise State (Dec. 5)
BLOCKED SHOTS	.3, David Foster, Utah (Nov. 27)
	.3, Will Egolf, Bradley (Nov. 28)
STEALS	.4, Trevor Booker, Clemson (Dec. 2)
	.4, Robert Arnold, Boise State (Dec. 5)
	.4, Jeremy Nash, Northwestern (Jan. 23)
MINUTES	.45, Michael Thompson, Northwestern (Dec. 30)

## ILLINOIS' TOP INDIVIDUAL GAMES

### POINTS

- 31 . . . . . Mike Tisdale vs. Northwestern (Dec. 30)
- 28 . . . . . Demetri McCamey vs. Purdue (Jan. 19)
- 27 . . . . . Mike Tisdale at Indiana (Jan. 9)
- 25 . . . . . Demetri McCamey vs. Penn State (Jan. 12)
- 23 . . . . . Demetri McCamey vs. Boise State (Dec. 5)
- 23 . . . . . Demetri McCamey vs. Vanderbilt (Dec. 8)
- 22 . . . . . Brandon Paul vs. SIU Edwardsville (Nov. 13)
- 22 . . . . . Mike Davis at Clemson (Dec. 2)
- 22 . . . . . Dominique Keller vs. Gonzaga (Jan. 2)
- 22 . . . . . Demetri McCamey vs. Michigan State (Feb. 6)

### REBOUNDS

- 17 . . . . . Mike Davis vs. Northern Illinois (Nov. 17)
- 17 . . . . . Mike Davis vs. Northwestern (Dec. 30)
- 15 . . . . . Mike Davis vs. Purdue (Jan. 19)
- 13 . . . . . Mike Davis vs. Missouri (Dec. 23)
- 13 . . . . . Mike Tisdale vs. Missouri (Dec. 23)
- 13 . . . . . Mike Tisdale vs. Penn State (Jan. 12)
- 12 . . . . . Mike Davis vs. Boise State (Dec. 5)
- 11 . . . . . Mike Davis vs. Wofford (Nov. 24)
- 11 . . . . . Mike Tisdale vs. Northwestern (Dec. 30)
- 11 . . . . . Mike Davis at Indiana (Jan. 9)

### ASSISTS

- 11 . . . . . Demetri McCamey vs. Michigan State (Feb. 6)
- 10 . . . . . Demetri McCamey vs. Presbyterian (Nov. 21)
- 9 . . . . . Demetri McCamey at Indiana (Jan. 9)
- 9 . . . . . Demetri McCamey vs. Purdue (Jan. 19)
- 9 . . . . . Demetri McCamey at Penn State (Jan. 27)

### BLOCKED SHOTS

- 7 . . . . . Mike Tisdale vs. Penn State (Jan. 12)
- 5 . . . . . Mike Tisdale vs. Western Michigan (Dec. 13)
- 4 . . . . . Mike Tisdale at Clemson (Dec. 2)
- 3 . . . . . Mike Tisdale vs. SIU Edwardsville (Nov. 13)
- 3 . . . . . Bill Cole vs. Purdue (Jan. 19)
- 3 . . . . . Mike Tisdale vs. Indiana (Jan. 30)

### STEALS

- 5 . . . . . Dominique Keller vs. Boise State (Dec. 5)
- 5 . . . . . Demetri McCamey vs. Gonzaga (Jan. 2)
- 3 . . . . . Demetri McCamey vs. Northern Illinois (Nov. 17)
- 3 . . . . . Demetri McCamey vs. Presbyterian (Nov. 21)
- 3 . . . . . Brandon Paul at Clemson (Dec. 2)
- 3 . . . . . D.J. Richardson vs. Western Michigan (Dec. 13)
- 3 . . . . . Tyler Griffey vs. Western Michigan (Dec. 13)
- 3 . . . . . Brandon Paul vs. Gonzaga (Jan. 2)
- 3 . . . . . Jeff Jordan vs. Gonzaga (Jan. 2)
- 3 . . . . . Dominique Keller vs. Gonzaga (Jan. 2)
- 3 . . . . . D.J. Richardson at Indiana (Jan. 9)
- 3 . . . . . Brandon Paul at Michigan State (Jan. 16)

### MINUTES

- 43 . . . . . Mike Davis vs. Gonzaga (Jan. 2)
- 43 . . . . . Demetri McCamey vs. Gonzaga (Jan. 2)
- 42 . . . . . Mike Davis vs. Northwestern (Dec. 30)
- 41 . . . . . D.J. Richardson vs. Northwestern (Dec. 30)
- 39 . . . . . Demetri McCamey vs. Northwestern (Dec. 30)
- 39 . . . . . Mike Tisdale vs. Northwestern (Dec. 30)
- 39 . . . . . Demetri McCamey at Northwestern (Jan. 23)
- 39 . . . . . Demetri McCamey vs. Michigan State (Feb. 6)

## SPECIALTY STATISTICS

	OPPONENT	Pts in Paint (ILL-Opp.)	Pts off TO (ILL-Opp.)	2nd Chance Pts (ILL-Opp.)	Fast Break Pts (ILL-Opp.)	Bench Pts (ILL-Opp.)	Largest Lead	Largest Deficit	Lead Changes	Ties
Nov. 13	SIU Edwardsville	32-24	19-14	13-9	10-6	31-23	37 (78-41)	—	0	0
Nov. 17	Northern Illinois	34-32	19-17	16-12	12-10	21-25	19 (80-61)	—	0	2
Nov. 21	Presbyterian	30-20	18-7	21-10	6-2	49-12	49 (92-43)	2 (16-18)	9	3
Nov. 24	Wofford	16-16	12-10	4-9	6-2	8-16	16 (78-62)	8 (18-26)	5	5
Nov. 27	vs. Utah	14-34	10-9	5-10	6-6	11-21	16 (32-16)	4 (0-4)	8	8
Nov. 28	vs. Bradley	24-24	10-18	18-13	4-2	22-7	6 (23-17)	9 (38-47)	12	5
Dec. 2	at Clemson	31-30	20-18	16-18	7-2	6-22	6 (10-4)	23 (28-51)	6	7
Dec. 5	Boise State	24-36	25-18	13-7	4-8	11-12	10 (74-64)	4 (7-11)	6	5
Dec. 8	Vanderbilt	24-24	9-19	9-10	2-8	15-16	16 (60-44)	—	0	0
Dec. 13	Western Michigan	28-16	15-12	14-13	6-4	40-10	38 (84-46)	2 (0-2)	1	1
Dec. 19	vs. Georgia	22-38	14-14	7-12	6-6	14-25	3 (5-2)	9 (55-64)	9	13
Dec. 23	vs. Missouri	28-24	12-25	18-14	6-22	8-18	1 (22-21)	15 (81-66)	4	6
Dec. 30	Northwestern	34-22	2-6	11-15	2-2	9-14	6 (69-63)	10 (37-47)	13	6
Jan. 2	vs. Gonzaga	36-48	33-15	16-10	10-2	24-8	8 (68-60)	21 (11-32)	8	6
Jan. 5	Iowa	26-6	14-8	6-2	8-0	36-8	25 (59-34)	1 (2-3)	2	1
Jan. 9	at Indiana	22-24	18-7	8-9	8-0	22-15	6 (66-60)	15 (28-43)	2	3
Jan. 12	Penn State	6-22	13-12	2-8	4-8	2-18	6 (8-2)	8 (40-48)	8	6
Jan. 16	at Michigan State	20-30	11-17	14-14	2-10	28-29	6 (24-18)	23 (41-64)	1	0
Jan. 19	Purdue	28-30	17-12	9-8	0-6	12-21	8 (26-18)	12 (63-75)	2	6
Jan. 23	at Northwestern	32-28	9-23	6-17	4-4	22-4	8 (49-41)	11 (2-13)	2	1
Jan. 27	at Penn State	10-22	4-9	5-10	3-8	27-10	11 (24-13)	4 (42-46)	5	2
Jan. 30	Indiana	30-22	17-18	8-19	6-4	16-28	13 (28-15)	6 (49-55)	6	8
Feb. 3	at Iowa	30-14	10-3	4-8	10-2	10-11	11 (43-32)	3 (13-16)	6	3
Feb. 6	Michigan State	26-32	20-11	14-15	4-2	28-31	10 (14-4)	2 (55-57)	5	11
Feb. 9	at Wisconsin									
Feb. 14	Ohio State									
Feb. 20	at Purdue									
Feb. 23	at Michigan									
Feb. 27/28	Minnesota									
March 2	at Ohio State									
March 6/7	Wisconsin									

## MATTO STATISTICS

	SIUE	NIU	PRE	WOF	UT	BU	CLEM	BSU	VAN	WMU	GA	MIZ	NU	GON	IA	IND	PSU	MSU	PUR	NU	PSU	IND	IA	MSU	WIS	OSU	PUR	MIC	MN	OSU	WIS	TOT
Bertrand	-	-	-	-	-	-	-	-	-	-	-	-	-	-	-	-	-	-	-	-	-	-	-	-	-	-	-	-	-	-	-	-
Chisholm	0	2	0	0	-	-	-	0	-	2	-	0	-	-	0	-	-	-	-	-	-	-	-	-	-	-	-	-	-	-	-	4
Cole	4	6	4	3	2	3	3	2	5	4	5	6	2	3	6	11	4	6	8	4	5	6	6	7							115	
Davis	2	4	1	4	2	2	8	4	3	2	8	4	2	3	1	2	3	7	1	1	4	3	6	6							83	
Griffey	4	1	5	0	0	-	-	5	-	3	0	0	0	0	1	-	0	1	1	0	1	2	1	0							25	
Jordan	-	-	1	1	0	4	1	3	2	1	0	5	1	8	3	4	2	1	3	3	1	3	2	0							49	
Keller	3	4	0	0	7	4	1	8	5	3	6	0	0	14	2	3	1	0	1	2	3	3	1	0							71	
McCamey	4	10	5	4	5	5	4	2	6	4	6	5	4	9	4	6	6	2	4	6	4	1	3	1							110	
Paul	4	11	6	1	6	4	12	4	4	2	5	9	1	6	2	3	2	7	1	2	2	1	5	9							109	
Richardson	3	8	7	9	1	3	4	8	2	5	3	2	1	8	2	6	4	4	6	6	3	7	5	5							112	
Semrau	2	1	0	0	0	1	1	-	0	1	-	-	-	-	1	-	-	0	-	-	-	-	-	-							7	
Simpson	0	0	0	-	-	-	-	-	-	2	-	-	-	-	0	-	-	-	-	-	-	-	-	-							2	
Tisdale	3	4	3	5	2	1	11	5	7	6	3	6	7	2	0	2	8	1	2	2	4	7	5	3							99	
Team	29	52	32	29	29	27	45	41	34	35	36	38	20	53	22	37	30	29	27	26	29	33	34	31							806	
Opponents	15	33	11	22	29	28	32	32	31	24	33	39	20	33	24	28	29	34	40	27	22	34	30	24							674	

**Illinois' Matto Record:** 15-7-2  
**Illinois' Record When Winning Matto:** 13-2  
**Illinois' Record When Losing/Tying Matto:** 3-6  
**Individual Season Matto High:** 14, Dominique Keller vs. Gonzaga (Jan. 2)  
**Team Season Matto High:** 53, vs. Gonzaga (Jan. 2)  
**Team Largest Matto Margin:** +25, vs. Presbyterian (Nov. 21)

The "Matto" chart is a statistical ranking that is very important to the Fighting Illini program. The name Matto is a tribute to former Illini Matt Heldman, the point guard on Illinois' 1998 Big Ten Championship team that was tragically killed in a car accident in 1999.

A team manager keeps the chart and Illini players are awarded points for making the following hustle plays: passes deflected (+1), blocked shots (+1), steals (+1), dives (+1), loose balls (+1), charges taken (+2) and 5-second violations drawn (+2).

The points are accumulated throughout the season, and the player with the highest total at the end of the year will be presented the Matto Award at the team banquet.

## GAME 1

### #23/- ILLINOIS 96, SIU EDWARDSVILLE 69

NOV. 13, 2009 // ASSEMBLY HALL, CHAMPAIGN, ILL.

Illinois freshman Brandon Paul didn't wait long to get his name in the school's record book.

Paul scored 22 points in the No. 23 Illini's 96-69 victory over Southern Illinois-Edwardsville, breaking Deon Thomas' record for most points in a freshman debut set in 1990. Thomas scored 21 in his first game.

Paul came out firing, scoring 11 of Illinois' first 21 points. The highly touted freshman was 8 of 15 from the fielding, including 4 of 6 from beyond the arc, and added four rebounds and four assists in an all-around effort.

The Illini shot 55.4 percent from the field and scored their most points in a game since 105 against Longwood in 2004.

Denyko Bowles, Aamir McCleary and Stephen Jones had 13 points each for SIU-Edwardsville, which shot just 34.5 percent from the field.

Seven-foot-1 junior Mike Tisdale made his presence known in the paint, grabbing six rebounds with three blocks - including rejections on SIU-Edwardsville's first two possessions of the game to set the tone for the defense.

Junior forward Mike Davis returned to last season's form with 10 points and 10 rebounds for his 10th career double-double. Freshman D.J. Richardson was nursing a sore right shooting elbow but still finished with 14 points, four assists and no turnovers.

SIU Edwardsville	FG-A	3P-A	FT-A	REB	PF	PTS	A	TO	B	S	M
Bowles*	4-9	2-5	3-3	2	3	13	0	0	0	0	16
Yelovich*	0-5	0-2	5-6	3	4	5	1	3	0	0	21
Bundalo*	1-3	0-0	0-0	3	2	2	0	1	0	0	18
McCleary*	4-14	1-2	4-4	5	1	13	5	2	0	2	30
Jones*	3-6	1-2	4-4	5	1	13	3	0	0	0	30
Murphy	3-4	1-1	2-2	0	1	9	0	2	0	0	13
Stineman	0-2	0-0	0-0	2	0	0	1	0	0	0	8
Mitchell	0-3	0-1	0-0	3	4	0	0	2	0	0	14
Rincker	2-4	2-4	0-0	0	1	6	0	1	0	0	15
Church	0-0	0-0	0-0	0	0	0	0	0	0	0	0+
Young	0-0	0-0	0-0	0	0	0	0	0	0	0	0+
Boarden	3-8	0-3	0-0	3	1	6	0	0	0	0	13
Mavrak	0-0	0-0	0-0	3	2	0	0	2	0	0	13
Schneider	0-0	0-0	2-2	1	1	2	0	1	0	0	9
Team				2				1			
Totals	20-58	7-20	22-23	30	21	69	10	15	0	2	200

FG%	1st: 7-28/.250	2nd: 13-30/.433	Game: .345
3PT%	1st: 3-9/.333	2nd: 4-11/.364	Game: .350
FT%	1st: 8-9/.889	2nd: 14-14/1.000	Game: .957

Illinois	FG-A	3P-A	FT-A	REB	PF	PTS	A	TO	B	S	M
Davis*	4-5	0-0	2-6	10	0	10	1	0	0	0	22
Tisdale*	4-5	0-0	0-0	6	4	8	1	1	3	0	19
Richardson*	3-5	0-0	8-10	1	4	14	4	0	0	0	20
Paul*	8-15	4-6	2-3	4	2	22	4	0	0	0	29
McCamey*	3-5	1-3	4-4	4	2	11	7	3	0	2	26
Chisholm	1-2	0-1	0-0	0	2	0	0	0	0	0	2
Simpson	0-1	0-0	0-0	1	0	0	1	0	1	0	2
Keller	4-7	0-0	1-1	3	3	9	1	2	1	0	15
Cole	3-6	1-4	0-0	3	2	7	1	1	1	0	20
Legion	2-6	0-3	1-2	2	1	5	0	1	0	0	19
Griffey	1-3	0-1	0-0	1	1	2	0	0	0	1	11
Semrau	3-5	0-0	0-0	6	1	6	2	1	0	0	15
Team				0							
Totals	36-65	6-18	18-26	41	20	96	22	9	6	3	200

FG%	1st: 18-32/.563	2nd: 18-33/.545	Game: .554
3PT%	1st: 4-11/.364	2nd: 2-7/.286	Game: .333
FT%	1st: 7-12/.583	2nd: 11-14/.786	Game: .692

Score by Halves:	1st	2nd	Game
SIU Edwardsville	25	44	69
Illinois	47	49	96
			A: 16,012

## GAME 2

### #23/25 ILLINOIS 80, NORTHERN ILLINOIS 61

NOV. 17, 2009 // ASSEMBLY HALL, CHAMPAIGN, ILL.

Brandon Paul scored all 20 of his points in the first half, leading No. 23 Illinois to a 80-61 victory over Northern Illinois.

Paul had 14 of Illinois' first 21 points. He finished 6 of 16 from the field, including 4 of 8 from beyond the arc.

Paul's outside shooting opened the lane for Illinois' front-line, with Mike Davis and Mike Tisdale scoring 14 and 10 points, respectively. Davis added a career-high 17 rebounds for his 11th career double-double.

Foul trouble by Demetri McCamey sent him to the bench late in the first half, and turnovers became a problem. The Illini gave the ball away 14 times while recording only 15 assists. The Illini turnovers resulted in 17 Huskie points.

While Illinois struggled handling the ball at times, the team made up for it on the defensive end. The Illini had 10 blocks while holding the Huskies to 36.8 percent shooting, including 26.3 percent from behind the 3-point line.

Northern Illinois gave Illinois a scare at the end of the half, going on a 14-3 run to close the gap to 49-41 on a half-court buzzer beater by the Huskies' Byron Hall.

After cutting Illinois' lead to three on a layup by Najul Ervin with 18:30 left in the game, a dunk by McCamey off a steal and an assist from Richardson extended the lead to five. A jumper by forward Dominique Keller and a Davis layup extended the Illini's lead to nine.

The Huskies trimmed the Illini's lead to seven points with 12:27 remaining in the game but were unable to get any closer after Keller's dunk followed by McCamey's steal and layup put Illinois ahead by 11 and effectively shut the door on a Huskies comeback attempt.

Northern Illinois	FG-A	3P-A	FT-A	REB	PF	PTS	A	TO	B	S	M
Ervin*	5-6	0-0	0-0	7	2	10	0	0	2	1	18
Kowal*	3-10	0-0	2-6	4	2	8	0	3	0	0	33
DiNunno*	2-7	0-3	0-0	0	2	4	1	5	0	0	16
Nixon*	4-11	2-6	0-0	2	3	10	2	1	0	0	29
Anderson*	1-10	0-2	2-3	10	3	4	1	4	0	0	22
Fakuade	2-5	0-0	2-3	3	5	6	0	0	0	3	13
Hall	4-5	1-1	0-0	2	4	9	3	2	1	2	22
Patton	2-4	1-3	0-0	1	0	5	0	0	0	0	13
Dzepina	1-1	0-0	0-0	1	4	2	0	2	0	0	5
Landers	0-0	0-0	0-0	1	0	0	0	1	0	0	5
Fisher	0-2	0-0	0-0	2	0	0	0	1	0	0	8
Storm	1-7	1-4	0-0	2	2	3	1	0	0	0	16
Team				3							
Totals	25-68	5-19	6-12	38	27	61	8	19	3	6	200

FG%	1st: 16-31/.516	2nd: 9-37/.243	Game: .368
3PT%	1st: 4-10/.400	2nd: 1-9/.111	Game: .263
FT%	1st: 5-8/.625	2nd: 1-4/.250	Game: .500

Illinois	FG-A	3P-A	FT-A	REB	PF	PTS	A	TO	B	S	M
Davis*	4-9	0-0	6-8	17	4	14	1	0	2	0	33
Tisdale*	3-6	0-0	4-4	4	3	10	0	1	2	0	16
Richardson*	2-5	0-0	1-2	0	1	5	3	2	0	2	31
Paul*	6-16	4-8	4-5	3	0	20	1	3	2	1	29
McCamey*	4-10	0-1	2-4	5	3	10	8	4	1	3	33
Chisholm	0-0	0-0	0-0	0	0	0	0	0	0	0	1
Simpson	0-0	0-0	0-0	0	0	0	0	0	0	0	1
Keller	4-6	0-0	2-3	3	2	10	0	1	1	0	19
Cole	0-0	0-0	0-0	2	2	0	1	1	1	1	14
Legion	1-4	0-2	1-2	0	0	3	1	0	0	0	12
Griffey	3-6	0-2	2-2	1	1	8	0	0	0	0	9
Semrau	0-0	0-0	0-0	1	0	0	0	2	0	0	2
Team				6							
Totals	27-62	4-13	22-30	42	16	80	15	14	10	7	200

FG%	1st: 15-32/.469	2nd: 12-30/.400	Game: .435
3PT%	1st: 4-7/.571	2nd: 0-6/.000	Game: .308
FT%	1st: 15-19/.789	2nd: 7-11/.636	Game: .733

Score by Halves:	1st	2nd	Game
Northern Illinois	41	20	61
Illinois	49	31	80
			A: 14,979

## GAME 3

### #23/25 ILLINOIS 94, PRESBYTERIAN 48

NOV. 21, 2009 // ASSEMBLY HALL, CHAMPAIGN, ILL.

D.J. Richardson scored 15 points, hitting four 3-pointers, to help No. 23 Illinois overcome a sluggish start and beat Presbyterian College 94-48.

The Illini's offense stalled early on against the Blue Hose's zone defense. With the game tied at 21, Illinois closed the half with a 20-7 run to take a 13-point halftime lead.

After turning the ball over eight times in the first half, the Illini surrendered the ball only once during the second half.

The second half featured a strong start for the Illini as they picked up where they left off opening with a 25-2 run to put the game out of reach. Alex Legion hit a pair of 3-pointers sandwiched around a Bill Cole three on three straight possessions which extended Illinois' lead to 65-30.

While rebounding had been an area of concern for Illinois coach Bruce Weber in previous games, Illinois outrebounded Presbyterian 48-19 - including 20 offensive boards. Mike Davis led the way with nine rebounds. He finished with 12 points.

All 13 Illini scored at least two points.

Jake Troyl led Presbyterian with 15 points as Illinois held the Blue Hose to 37 percent shooting and a paltry 16.7 percent from beyond the arc.

Presbyterian	FG-A	3P-A	FT-A	REB	PF	PTS	A	TO	B	S	M
Allen*	2-6	1-5	0-0	1	0	5	0	1	0	1	28
Troyl*	7-17	1-6	0-0	2	3	15	0	2	0	0	31
Davis*	1-5	0-3	2-2	0	0	4	2	1	0	0	27
Mutakabbir*	3-9	0-1	1-2	2	1	7	2	3	0	2	39
Holmes*	2-5	0-2	1-2	2	4	5	0	3	0	0	21
Hargrave	1-3	0-2	0-1	1	2	2	1	0	0	0	12
Faircloth	4-9	2-5	0-0	5	0	10	5	1	0	0	33
Reynolds	0-0	0-0	0-0	1	2	0	0	1	0	0	9
Team				5							1
Totals	20-54	4-24	4-7	19	12	48	10	13	0	3	200

FG%	1st: 12-26/.462	2nd: 8-28/.286	Game: .370
3PT%	1st: 2-10/.200	2nd: 2-14/.143	Game: .167
FT%	1st: 2-4/.500	2nd: 2-3/.667	Game: .571

Illinois	FG-A	3P-A	FT-A	REB	PF	PTS	A	TO	B	S	M
Davis*	6-8	0-0	0-0	9	1	12	2	1	0	0	20
Tisdale*	2-3	0-0	1-1	4	2	5	0	1	1	1	14
Richardson*	5-10	4-6	1-1	3	0	15	5	1	0	0	25
Paul*	4-11	0-4	0-0	3	0	8	2	0	0	2	21
McCamey*	2-5	1-4	0-0	0	2	5	10	2	0	3	15
Jordan	2-2	0-0	0-0	5	1	4	2	1	1	0	18
Chisholm	1-2	1-2	0-0	0	1	3	0	0	0	0	3
Simpson	1-2	0-0	0-0	0	1	2	1	0	0	0	5
Keller	3-6	1-2	1-3	4	0	8	2	2	0	0	19
Cole	2-6	1-2	0-0	6	3	5					

## GAME 4

### #20/21 ILLINOIS 78, WOFFORD 64

NOV. 24, 2009 // ASSEMBLY HALL, CHAMPAIGN, ILL.

Illinois just couldn't shake Wofford until Demetri McCamey took over.

McCamey scored 21 points, including three 3s, and No. 20 Illinois used a second-half run to beat Wofford 78-64.

With the game tied at 50, the Illini used an 8-0 run to put the game away. Bill Cole hit an easy layup, Dominique Keller and McCamey each hit free throws, and McCamey scored on a reverse layup to make it 58-50.

After trailing for most of the first half, a 17-7 run in the final 4:09 capped off by a buzzer-beating 3-pointer by McCamey gave Illinois the 42-39 halftime lead. He scored seven in that spurt, including a four-point play.

The Illini trailed the Terriers until D.J. Richardson's 3-pointer gave them a 33-32 lead with 2:01 left in the first half. Richardson finished with 15 points, hitting five 3-pointers.

The Terriers have played well against big time conference teams, beating Georgia on the road and losing a close game at Pittsburgh.

Wofford head coach Mike Young was impressed by Illinois, especially the freshman tandem of Richardson and Brandon Paul, calling them "tough" and cited the difficulty of shutting them down because of their athleticism.

Junior Salters led Wofford with 15 points.

Illinois took 22 free throws, marking the third time this season the Illini had eclipsed 20 in a game. In 34 games last season they only reached 20 free throws five times.

Wofford	FG-A	3P-A	FT-A	REB	PF	PTS	A	T	B	S	M
Godzinski*	5-10	2-7	0-0	5	3	12	1	1	0	0	30
Dahlman*	5-8	0-0	3-4	2	1	13	0	0	0	0	29
Rundles*	2-4	1-2	0-1	4	0	5	3	1	0	0	21
Salters*	5-13	5-11	0-0	3	2	15	4	1	0	0	30
Loesing*	1-7	1-3	0-0	3	3	3	6	2	0	2	25
Parker	0-0	0-0	0-0	0	1	0	0	0	0	0	3
Diggs	2-5	1-1	2-2	4	3	7	1	1	0	2	18
Giltner	2-4	2-4	0-0	1	2	6	0	1	0	1	13
Dawson	0-3	0-3	0-0	2	2	0	3	2	0	0	13
Johnson	0-1	0-0	1-2	2	1	1	0	1	0	0	7
Martin	0-1	0-0	2-6	3	0	2	0	0	0	0	11
Team				2							1
Totals	22-56	12-31	8-15	34	18	64	18	10	0	5	200

FG%	1st: 15-30/.500	2nd: 7-26/.269	Game: .393
3PT%	1st: 8-17/.471	2nd: 4-14/.286	Game: .387
FT%	1st: 1-4/.250	2nd: 7-11/.636	Game: .533

Illinois	FG-A	3P-A	FT-A	REB	PF	PTS	A	T	B	S	M
Davis*	6-13	0-0	4-4	11	1	16	1	0	1	0	36
Tisdale*	6-8	0-0	0-0	5	2	12	2	1	2	0	32
Richardson*	5-7	5-6	0-0	4	2	15	3	1	0	1	32
Paul*	2-2	0-0	2-5	1	3	6	2	2	0	0	20
McCamey*	6-13	3-6	6-8	4	2	21	4	3	0	2	33
Jordan	1-1	0-0	0-0	1	1	2	3	0	0	1	18
Chisholm	0-0	0-0	0-0	0	0	0	0	0	0	0	0+
Keller	0-2	0-1	2-2	1	0	2	2	1	0	0	7
Cole	2-2	0-0	0-1	1	1	4	0	0	0	0	12
Legion	0-1	0-1	0-0	0	1	0	2	0	0	1	6
Griffey	0-0	0-0	0-0	0	2	0	0	0	0	0	2
Semrau	0-0	0-0	0-2	0	1	0	0	0	0	0	2
Team				1							1
Totals	28-49	8-14	14-22	29	16	78	19	8	3	5	200

FG%	1st: 16-28/.571	2nd: 12-21/.571	Game: .571
3PT%	1st: 6-11/.545	2nd: 2-3/.667	Game: .571
FT%	1st: 4-5/.800	2nd: 10-17/.588	Game: .636

Score by Halves:	1st	2nd	Game
Wofford	39	25	64
Illinois	42	36	78
			A: 12,982

## GAME 5

### UTAH 60, #20/21 ILLINOIS 58

NOV. 27, 2009 // ORLEANS ARENA, LAS VEGAS, NEV.

Shawn Glover banked home a runner in the lane at the buzzer and Utah rallied from a 16-point halftime deficit to beat No. 20 Illinois 60-58 in the third round of the Las Vegas Invitational.

The officials reviewed the basket and counted it after Glover barely got off his close-in shot in time.

Jay Watkins hit Glover on an outlet after rebounding missed a jumper by Demetri McCamey with four seconds left.

McCamey led Illinois with 19 points and seven rebounds and teammate Mike Tisdale added 18 points.

Luka Drca led the Utah second-half charge with 14 of his 16 points. Watkins added 12 points and Glover had five.

In the second half, the Utes shot 16 for 23 after going 7 of 29 in the first half.

The Illini went on an 18-2 run in the first half and led 32-16 at halftime.

But the Utes showed life to start the second half, taking their first lead on Glover's free throw with 4:53 left at 51-50.

After that there were four lead changes and four ties before Glover won it.

Utah	FG-A	3P-A	FT-A	REB	PF	PTS	A	T	B	S	M
Henderson*	0-3	0-2	0-0	1	0	0	0	1	0	0	9
Drca*	5-11	2-5	4-4	3	3	16	1	0	0	2	31
Tillie*	4-5	0-0	0-1	7	5	8	1	3	0	0	14
Brown*	3-15	0-2	3-5	9	1	9	1	2	0	2	33
Foster*	3-3	0-0	0-0	6	3	6	0	3	3	0	28
Watkins	4-5	0-0	4-5	3	0	12	2	1	0	0	23
Tavita	0-1	0-1	0-0	1	0	0	0	0	0	0	12
Read	0-0	0-0	0-0	0	1	0	0	2	0	0	3
Glover	2-4	0-2	1-2	2	0	5	0	0	0	0	24
Washburn	1-2	0-0	0-0	2	3	2	0	1	0	0	12
Syphers	1-3	0-2	0-0	0	1	2	0	2	0	1	11
Team				1							1
Totals	23-52	2-14	12-17	35	17	60	5	15	3	5	200

FG%	1st: 7-29/.241	2nd: 16-23/.696	Game: .442
3PT%	1st: 0-9/.000	2nd: 2-5/.400	Game: .143
FT%	1st: 2-2/1.000	2nd: 10-15/.667	Game: .706

Illinois	FG-A	3P-A	FT-A	REB	PF	PTS	A	T	B	S	M
Davis*	1-6	0-0	0-0	5	1	2	0	1	0	0	25
Tisdale*	8-10	0-0	2-3	5	3	18	1	0	1	0	30
Richardson*	1-5	0-2	1-2	1	3	3	1	1	0	0	18
Paul*	1-7	0-2	3-3	3	1	5	0	3	0	1	23
McCamey*	7-15	0-1	5-5	7	3	19	3	3	0	2	32
Jordan	0-2	0-0	0-0	0	2	0	4	1	0	0	19
Keller	3-5	0-1	0-0	3	2	6	1	1	0	1	15
Cole	0-2	0-1	0-0	3	2	0	0	0	0	0	10
Legion	1-5	1-2	0-0	1	2	3	0	0	0	1	18
Griffey	0-1	0-0	0-0	0	0	0	0	0	0	0	3
Semrau	1-1	0-0	0-0	1	0	2	0	0	0	0	7
Team				1							1
Totals	23-59	1-9	11-13	33	19	58	10	10	1	5	200

FG%	1st: 12-29/.414	2nd: 11-30/.367	Game: .390
3PT%	1st: 1-4/.250	2nd: 0-5/.000	Game: .111
FT%	1st: 7-7/1.000	2nd: 4-6/.667	Game: .846

Score by Halves:	1st	2nd	Game
Utah	16	44	60
Illinois	32	26	58
			A: 3,500

## GAME 6

### BRADLEY 72, #20/21 ILLINOIS 68

NOV. 28, 2009 // ORLEANS ARENA, LAS VEGAS, NEV.

Andrew Warren scored 16 points, including a go-ahead 3-pointer with 30 seconds left, to lift Bradley to a 72-68 win over No. 20 Illinois 72-68 in the third-place game of the Las Vegas Invitational.

Warren's basket put the Braves up 68-66. Bradley, which had five players in double figures, ended the game on an 11-2 run.

Chris Roberts had 13 points for the Braves. Taylor Brown, Will Egolf and Sam Maniscalco, who made two free throws with 2 seconds left to seal it, all had 12 points apiece.

Mike Davis led the Illini with 17 points. Mike Tisdale had 12 points while Demetri McCamey added 10.

After trailing 29-28 at halftime, the Braves opened a 47-38 lead with 12:59 left. But the Illini went on an 18-8 run and eventually took the lead on Davis' 3-point play with 4:44 left 62-61.

After Illinois built a 66-61 lead, Bradley scored the next nine points, capped by Warren's 3-pointer.

Following Warren's 3-pointer, Davis had a chance to tie with 24 seconds left, but missed the front end of a 1-and-1 free throw.

Bradley shot 8 of 27 in the first half. But the Braves jumped out to a 14-6 lead.

Illinois went on a 9-0 run and led 23-17 before four more lead changes in the half. The Illini led 29-28 at the half on Davis' layup just before the buzzer.

Illinois	FG-A	3P-A	FT-A	REB	PF	PTS	A	T	B	S	M
Davis*	7-13	0-0	3-4	8	2	17	1	2	0	1	35
Tisdale*	3-9	0-0	6-6	8	4	12	2	1	0	0	22
Richardson*	2-9	1-5	0-0	2	1	5	2	3	0	1	31
McCamey*	4-13	2-7	0-0	5	3	10	4	5	0	1	26
Legion*	0-2	0-0	2-2	1	0	2	0	0	0	0	8
Paul	2-5	1-4	2-2	2	0	7	1	2	0	0	15
Jordan	2-3	0-0	0-0	5	3	4	1	2	0	1	25
Keller	3-5	0-1	0-0	1	1	6	0	0	1	0	16
Cole	1-3	0-1	1-1	6	1	3	0	0	0	1	15
Semrau	1-1	0-0	0-0	5	0	2	0	0	0	0	7
Team				2							2
Totals	25-63	4-18	14-15	45	15	68	11	15	1	5	200

FG%	1st: 12-31/.387	2nd: 13-32/.406	Game: .397
3PT%	1st: 0-5/.000	2nd: 4-13/.308	Game: .222
FT%	1st: 5-5/1.000	2nd: 9-10/.900	Game: .933

Bradley	FG-A	3P-A	FT-A	REB	PF	PTS	A	T	B	S	M
Brown*	5-13	0-2	2-3	7	3	12	0	2	0	0	26
Maniscalco*	1-7	1-6	9-9	2	2	12	5	3	0	2	29
Egolf*	6-9	0-0	0-2	9	3	12	0	1	3	0	28
Roberts*	5-11	3-4	0-0	2	3	13	3	1	1	1	32
Warren*	5-11	4-8	2-2	3	0	16	2	0	0	1	34
McCain	0-1	0-0	0-0	4	1	0	2	0	0	1	13
Phillips	0-1	0-1	0-0	0	1	0	0	0	0	0	2
Simms-Edwards	1-3	1-1	0-0	0	1	3	1	1	0	3	12
Knezevic	0-3	0-3	0-0	0	3	0	0	2	0	0	12
Thompson	1-1	0-0	2-3	2	1	4	0	0	0	0	12
Team				1							1
Totals	39-72	11-26	5-								

## GAME 7

### ILLINOIS 76, #18/19 CLEMSON 74

DEC. 2, 2009 // LITTLEJOHN COLISEUM, CLEMSON, S.C.

Mike Tisdale hit the go-ahead jumper with 41 seconds left, then blocked David Potter's driving shot on No. 18 Clemson's next possession as Illinois rallied from 23 points down for a 76-74 victory in the Big Ten/ACC Challenge.

The Illini looked finished, down 51-28 early in the second half and with leading scorer Demetri McCamey saddled with three fouls and two points.

But Illinois finally got going with a 35-10 run to move in front in the school's biggest comeback ever.

Demontez Stitt missed a driving shot at the buzzer for Clemson.

Mike Davis led the Illini with 22 points while Brandon Paul had 20 points for Illinois, whose biggest previous rally came in 2000 when it came from 21 points down to defeat Seton Hall, 87-79.

Stitt led the Tigers with 15 points. Leading scorer Trevor Booker had just three of his 12 points in the second half.

Jerami Grant's dunk gave Clemson a 51-28 lead with 19 minutes to go.

Then Illinois got going. Davis had nine points and Paul and D.J. Richardson hit two 3-pointers apiece in a 35-10 run.

When Paul stole Potter's pass and went in for a layup, Illinois was ahead 63-61 with 8:47 to go.

Illinois	FG-A	3P-A	FT-A	REB	PF	PTS	A	TO	B	S	M
Davis*	9-11	0-0	4-4	9	0	22	2	1	1	1	34
Tisdale*	5-9	0-0	2-3	8	2	12	1	3	4	0	31
Richardson*	4-7	3-4	3-5	3	4	14	2	3	0	0	34
Paul*	6-12	3-7	5-8	5	3	20	3	2	1	3	32
McCamey*	1-5	0-1	0-0	1	4	2	7	3	0	1	22
Jordan	0-0	0-0	0-1	1	2	0	1	2	0	0	19
Keller	2-5	0-0	0-1	3	2	4	0	0	0	0	11
Cole	1-4	0-2	0-0	5	1	2	1	0	0	0	12
Legion	0-0	0-0	0-0	0	2	0	0	0	0	0	2
Semrau	0-1	0-0	0-0	0	0	0	0	0	2	0	3
Team				1	1						1
Totals	28-54	6-14	14-22	36	21	76	17	15	8	5	200

FG%	1st: 11-26/.423	2nd: 17-28/.607	Game: .519
3PT%	1st: 1-4/.250	2nd: 5-10/.500	Game: .429
FT%	1st: 4-7/.571	2nd: 10-15/.667	Game: .636

Clemson	FG-A	3P-A	FT-A	REB	PF	PTS	A	TO	B	S	M
Potter*	2-8	1-2	3-4	5	4	8	1	2	1	0	27
Booker*	4-7	1-2	3-4	10	2	12	4	2	0	4	34
Grant*	3-6	0-0	2-2	3	3	8	0	0	1	0	18
Stitt*	4-11	2-5	5-6	2	2	15	1	3	0	3	35
Smith*	3-8	1-3	2-2	0	4	9	3	3	0	0	20
Johnson	2-6	2-4	0-0	4	0	6	1	0	0	0	10
Young	3-9	1-6	2-4	1	1	9	1	0	0	1	28
Narcisse	1-1	0-0	1-3	3	3	3	0	1	1	0	9
Jennings	0-2	0-0	0-0	3	2	0	0	1	0	0	10
Booker	2-3	0-0	0-0	1	1	4	0	1	0	0	8
Hill	0-0	0-0	0-0	0	0	0	0	0	0	0	1
Team				5							
Totals	24-61	8-22	18-25	37	22	74	11	13	3	8	200

FG%	1st: 14-39/.359	2nd: 10-22/.455	Game: .393
3PT%	1st: 5-14/.357	2nd: 3-8/.375	Game: .364
FT%	1st: 14-16/.875	2nd: 4-9/.444	Game: .720

Score by Halves:	1st	2nd	Game
Illinois	27	49	76
Clemson	47	27	74
			A: 10,000

## GAME 8

### ILLINOIS 84, BOISE STATE 77

DEC. 5, 2009 // ASSEMBLY HALL, CHAMPAIGN, ILL.

Demetri McCamey made the most of his foul-limited minutes, scoring a season-high 23 points to help Illinois escape with an 84-77 win over Boise State.

The Broncos managed to chip away at the Illini's double-digit second-half lead, using a 13-4 run to get within two points with 20 seconds left in the game.

Illinois converted all six of its free-throw attempts in the final seconds to seal the win.

The Illini offense struggled with McCamey and center Mike Tisdale in foul trouble and on the bench in the first half. McCamey played just nine minutes and Tisdale seven in the first half. McCamey played 26 minutes in the game, going 8-for-11 from the field.

Forward Mike Davis picked up the slack, scoring 10 of his 16 points in the first half while grabbing seven of his team-high 12 rebounds.

Ike Okoye led the Broncos with 20 points and nine rebounds. LaShard Anderson scored 14, Robert Arnold had 13 and Anthony Thomas 10 for Boise State.

Illini freshman D.J. Richardson scored seven straight points to give Illinois an early 14-11 lead. Richardson finished with 14 points and four assists. Tisdale and Brandon Paul scored 10 points apiece.

The teams traded points for most of the half, with no team leading by more than five points.

Boise State	FG-A	3P-A	FT-A	REB	PF	PTS	A	TO	B	S	M
Okoye*	8-10	0-0	4-4	9	3	20	1	3	1	0	34
Arnold*	5-14	2-9	1-3	5	2	13	4	7	0	4	34
Cunningham*	2-3	0-0	4-5	2	4	8	3	1	0	1	16
Thomas*	4-8	2-5	0-0	3	2	10	3	3	0	0	30
Anderson*	5-8	3-5	1-2	0	4	14	2	2	0	1	29
Perryman	1-3	0-1	0-0	0	0	2	1	2	0	1	16
Montreal	1-3	0-1	0-0	3	1	2	0	3	0	0	12
Noonan	1-2	0-1	0-0	0	0	2	1	2	0	0	12
Moritz	3-3	0-0	0-0	5	1	6	1	0	0	0	17
Team				2							
Totals	30-54	7-22	10-14	29	17	77	16	23	1	7	200

FG%	1st: 14-26/.538	2nd: 16-28/.571	Game: .556
3PT%	1st: 4-12/.333	2nd: 3-10/.300	Game: .318
FT%	1st: 6-7/.857	2nd: 4-7/.571	Game: .714

Illinois	FG-A	3P-A	FT-A	REB	PF	PTS	A	TO	B	S	M
Davis*	8-19	0-0	0-1	12	1	16	1	2	0	1	36
Tisdale*	4-4	0-0	2-2	4	2	10	0	2	2	0	23
Richardson*	3-8	2-5	6-6	3	1	14	4	2	0	0	33
Paul*	4-10	2-5	0-0	2	3	10	1	2	0	1	23
McCamey*	8-11	4-5	3-4	1	3	23	2	6	0	1	26
Jordan	0-2	0-0	0-0	0	0	0	3	1	0	0	17
Chisholm	0-0	0-0	0-0	0	0	0	0	0	0	0	0+
Keller	4-8	0-1	0-3	1	0	8	2	0	0	5	15
Cole	0-1	0-0	0-0	3	5	0	3	0	0	0	19
Legion	0-2	0-1	0-0	1	0	0	1	0	0	0	3
Griffey	1-1	1-1	0-0	1	1	3	0	1	0	2	5
Team				5							
Totals	32-66	9-18	11-16	33	16	84	17	16	2	10	200

FG%	1st: 16-39/.410	2nd: 16-27/.593	Game: .485
3PT%	1st: 6-12/.500	2nd: 3-6/.500	Game: .500
FT%	1st: 4-5/.800	2nd: 7-11/.636	Game: .688

Score by Halves:	1st	2nd	Game
Boise State	38	39	77
Illinois	42	42	84
			A: 15,903

## GAME 9

### ILLINOIS 79, #-/24 VANDERBILT 68

DEC. 8, 2009 // ASSEMBLY HALL, CHAMPAIGN, ILL.

Demetri McCamey scored 23 points and had five assists to lead Illinois past Vanderbilt 79-68.

McCamey buried a pair of free throws with less than a minute left that finished the Commodores. But his 8-for-10 shooting fired the Illini offense much of the night. He's averaging 12.6 points and 5.6 assists a game this season for Illini.

The Illini rode the outside shot of 7-1 center Mike Tisdale and the passing and shooting of McCamey to a game-opening 9-0 lead and a 46-36 edge at halftime that the Commodores couldn't overcome.

Vanderbilt was led by 12 points each from Brad Tinsley and Jeffery Taylor. Illinois limited Taylor, who is averaging 15.4 points a game, to just two in the first half.

Vanderbilt	FG-A	3P-A	FT-A	REB	PF	PTS	A	TO	B	S	M
Walker*	4-7	0-0	1-2	5	2	9	5	1	0	2	31
Ogilvy*	4-6	0-0	0-2	3	2	8	1	3	0	0	26
Beal*	4-14	3-10	0-2	2	1	11	2	1	0	2	32
Tinsley*	3-9	2-7	4-4	4	0	12	3	1	0	2	33
Taylor*	5-8	0-0	2-2	1	3	12	2	2	0	1	28
Hinkle	0-0	0-0	0-0	0	2	0	0	0	0	0	3
Ezeli	0-0	0-0	1-2	4	0	1	0	0	0	0	6
Goulbourne	0-0	0-0	0-0	2	1	0	0	1	0	0	7
McClellan	0-2	0-1	2-2	2	0	2	0	0	0	0	8
Jenkins	4-11	3-7	0-0	1	3	11	1	0	0	1	18
Tchiengang	1-2	0-0	0-0	1	2	2	0	1	1	0	8
Team				2							
Totals	25-59	8-25	10-16	27	16	68	14	10	1	8	200

FG%	1st: 13-29/.448	2nd: 12-30/.400	Game: .424
3PT%	1st: 5-13/.385	2nd: 3-12/.250	Game: .320
FT%	1st: 5-8/.625	2nd: 5-8/.625	Game: .625

Illinois	FG-A	3P-A	FT-A	REB	PF	PTS	A	TO	B	S	M
Davis*	2-5	0-0	0-1	8	1	4	3	1	2	0	34
Tisdale*	6-10	0-0	2-2	5	3	14	2	1	1	1	28
Richardson*	7-11	2-4	0-3	3	2	16	3	2	1	0	36
Paul*	3-9	1-3	0-0	2	1	7	5	1	0	1	24
McCamey*	8-10	2-2	5-7	1	3	23	5	6	1	1	32
Jordan	3-4	1-2	0-0	4	1	7	1	1	0	0	13
Keller	2-3	2-3	0-0	4	2	6	1	1	0	1	17
Cole	1-2	0-1	0-0	1	0	2	0	1	0	1	14
Semrau	0-0	0-0	0-0	0	0	0	0	0	0	0	2
Team				4							
Totals	32-54	8-15	7-13	32	13	79	20	14	5	5	200

FG%	1st: 21-34/.618	2nd: 11-20/.550	Game: .593
3PT%	1st: 4-9/.444	2nd: 4-6/.667	Game: .533
FT%	1st: 0-0/.000	2nd: 7-13/.538	Game: .538

Score by Halves:	1st	2nd	Game
Vanderbilt	36	32	68
Illinois	46	33	79
			A: 15,594

## GAME 10

### ILLINOIS 88, WESTERN MICHIGAN 53

DEC. 13, 2009 // ASSEMBLY HALL, CHAMPAIGN, ILL.

Sixth man Dominique Keller scored 15 points and forward Mike Davis had 12 to lead Illinois past Western Michigan, 88-53.

Both teams opened cold, shooting a combined 1-for-17 in the game's first 5:30.

But the Illini opened up a 16-5 lead with 12:09 left in the first half on three straight baskets by Demetri McCamey, D.J. Richardson and Keller. The Broncos never recovered.

Illinois' bench players scored 40 points.

Flenard Whitfield led Western Michigan with 17. David Kool entered the game averaging a team-high 23 points a game, but Illinois held the senior guard to 13.

W. Michigan	FG-A	3P-A	FT-A	REB	PF	PTS	A	TO	B	S	M
McLemore*	1-7	1-5	1-2	0	2	4	3	0	0	0	16
Whitfield*	5-10	1-3	6-7	5	1	17	0	2	0	0	22
Lawson*	3-6	0-0	3-5	9	2	9	1	0	0	0	23
Douglas*	0-4	0-2	0-0	3	4	0	1	4	0	3	30
Kool*	5-17	1-8	2-2	5	1	2	1	1	0	0	16
Ward	0-3	0-1	2-2	5	1	2	1	1	0	0	16
Pokley	0-4	0-3	0-0	0	0	0	0	0	0	1	8
Hutcheson	1-6	0-3	1-2	2	3	3	0	4	1	1	18
Thomas	0-1	0-0	0-0	1	0	0	0	0	0	0	2
Wolf	0-0	0-0	2-2	0	0	2	0	0	0	0	3
Whittington	0-1	0-0	1-4	3	0	1	0	1	0	0	10
Brown	1-6	0-4	0-0	3	0	2	0	1	0	2	13
Conteh	0-1	0-0	0-0	2	0	0	0	0	0	0	7
Team				2							
Totals	16-66	3-29	18-26	40	13	53	6	14	1	8	200

FG%	1st: 7-34/.206	2nd: 9-32/.281	Game: .242
3PT%	1st: 1-14/.071	2nd: 2-15/.133	Game: .103
FT%	1st: 10-14/.714	2nd: 8-12/.667	Game: .692

Illinois	FG-A	3P-A	FT-A	REB	PF	PTS	A	TO	B	S	M
Davis*	6-10	0-0	0-0	10	1	12	0	0	1	0	22
Tisdale*	3-7	0-0	2-2	9	3	8	0	0	5	0	19
Richardson*	4-10	2-3	2-2	4	0	12	2	0	0	3	27
Paul*	1-4	0-2	3-4	3	2	5	1	2	1	0	14
McCamey*	4-7	0-1	3-3	2	2	11	5	4	0	2	22
Jordan	1-2	0-0	0-0	3	1	2	7	3	0	0	18
Chisholm	0-2	0-2	0-0	1	0	0	0	0	0	1	2
Simpson	1-5	0-0	0-0	1	1	2	0	0	0	0	4
Keller	5-7	3-3	2-2	3	1	15	2	0	0	0	16
Cole	3-4	1-2	0-0	1	2	7	2	0	0	0	18
Legion	3-7	0-3	0-0	1	0	6	0	1	0	1	15
Griffey	2-4	0-0	2-2	5	3	6	1	0	0	3	16
Semrau	1-1	0-0	0-0	2	0	2	0	1	0	0	7
Team				4							
Totals	34-70	6-16	14-15	48	16	88	20	11	7	10	200

FG%	1st: 18-34/.529	2nd: 16-36/.444	Game: .486
3PT%	1st: 6-7/.857	2nd: 0-9/.000	Game: .375
FT%	1st: 6-6/1.000	2nd: 8-9/.889	Game: .933

Score by Halves:	1st	2nd	Game
Western Michigan	25	28	53
Illinois	48	40	88
			A: 14,886

## GAME 11

### GEORGIA 70, ILLINOIS 67

DEC. 19, 2009 // GWINNETT ARENA, DULUTH, GA.

Trey Thompkins hit four straight free throw attempts in the final 22.2 seconds to finish with 21 points and help Georgia beat Illinois 70-67.

The Illini did not lead in the second half until Demetri McCamey's three-point play with 35.6 seconds remaining made it 67-66.

Georgia, which stopped a two-game slide, committed 27 turnovers last year during a 34-point loss to Illinois in Chicago.

McCamey scored 21 for Illinois, but he missed a runner with 6.6 seconds left and a 25-foot 3-point attempt from the right side as time expired.

Illinois	FG-A	3P-A	FT-A	REB	PF	PTS	A	TO	B	S	M
Richardson*	2-8	2-4	0-0	1	1	6	4	0	0	1	36
Paul*	1-5	0-1	2-2	1	1	4	1	2	0	2	15
Davis*	6-12	0-0	0-0	6	1	12	1	0	2	2	38
McCamey*	8-14	2-5	3-4	3	3	21	5	2	0	0	37
Tisdale*	5-9	0-0	0-0	2	5	10	2	2	2	0	23
Jordan	1-1	0-0	0-0	1	1	2	0	0	0	0	11
Keller	1-5	0-2	1-2	6	0	3	0	1	0	0	16
Cole	3-5	1-3	2-2	5	3	9	1	0	1	0	17
Legion	0-1	0-0	0-0	1	0	0	0	1	0	0	3
Griffey	0-0	0-0	0-0	0	1	0	0	0	0	0	4
Team				3							
Totals	27-60	5-15	8-10	29	16	67	14	8	5	5	200

FG%	1st: 13-27/.481	2nd: 14-33/.424	Game: .450
3PT%	1st: 3-6/.500	2nd: 2-9/.222	Game: .333
FT%	1st: 3-4/.750	2nd: 5-6/.833	Game: .800

Georgia	FG-A	3P-A	FT-A	REB	PF	PTS	A	TO	B	S	M
Leslie*	7-11	0-0	3-4	3	2	17	1	3	2	1	24
Ware*	3-8	1-4	0-0	3	2	7	4	2	0	1	34
Barnes*	1-1	0-0	1-2	1	1	3	0	1	2	0	12
McPhee*	5-9	2-6	0-0	1	3	12	2	1	0	3	32
Jackson*	2-4	0-0	2-2	8	2	6	0	4	1	0	21
Mayfield	1-1	0-0	0-0	3	3	2	1	1	0	0	8
Anyaoah	0-0	0-0	0-0	1	0	0	0	0	0	0	2
Williams	0-0	0-0	0-0	1	1	0	2	0	0	0	6
Thompkins	7-16	0-3	7-10	7	1	21	2	2	1	2	29
Zlovaric	1-4	0-0	0-0	1	0	2	1	0	0	0	15
Price	0-1	0-0	0-0	6	1	0	3	1	0	0	17
Team				2							
Totals	27-55	3-13	13-18	37	16	70	16	15	6	7	200

FG%	1st: 14-28/.500	2nd: 13-27/.481	Game: .491
3PT%	1st: 1-6/.167	2nd: 2-7/.286	Game: .231
FT%	1st: 3-5/.600	2nd: 10-13/.769	Game: .722

Score by Halves:	1st	2nd	Game
Illinois	32	35	67
Georgia	32	38	70
			A: 4,008

## GAME 12

### MISSOURI 81, ILLINOIS 68

DEC. 23, 2009 // SCOTTRADE CENTER, ST. LOUIS, MO.

Kim English scored 24 points while matching his career best with five 3-pointers, and Missouri hounded Illinois into a season-high 22 turnovers in an 81-68 victory that ended the Tigers' nine-year losing streak in the Braggin' Rights game.

Freshman Michael Dixon had a season-best 16 points and five assists, and J.T. Tiller had 12 points, five assists and five rebounds for the Tigers, who have won three in a row. Missouri beat Illinois for the first time since 1999 before a raucous sellout crowd of 20,497.

Mike Tisdale had 14 points and a career-high 13 rebounds for Illinois, which has lost two straight and is 1-4 on the road or at neutral sites. Mike Davis also had a double-double with 11 points and 13 rebounds.

Illinois	FG-A	3P-A	FT-A	REB	PF	PTS	A	TO	B	S	M
Davis*	5-14	0-0	1-2	13	3	11	0	5	0	1	37
Tisdale*	5-10	0-0	4-5	13	3	14	0	2	1	1	33
Richardson*	4-12	1-6	2-2	3	3	11	2	4	0	1	27
Paul*	4-8	3-4	0-0	4	1	11	1	2	0	1	19
McCamey*	5-13	1-5	2-5	5	3	13	5	4	0	2	35
Jordan	2-4	0-1	0-0	0	0	4	3	2	0	2	19
Chisholm	0-0	0-0	0-0	0	0	0	0	0	0	0	0+
Keller	1-3	0-0	0-0	1	0	2	0	0	0	0	6
Cole	0-1	0-1	0-0	3	1	0	2	1	0	1	15
Legion	0-2	0-1	0-0	2	0	0	0	1	1	0	5
Griffey	1-1	0-0	0-0	0	0	2	0	0	0	0	4
Team				3							
Totals	27-68	5-18	9-14	47	14	68	13	22	2	9	200

FG%	1st: 14-31/.452	2nd: 13-37/.351	Game: .397
3PT%	1st: 3-8/.375	2nd: 2-10/.200	Game: .278
FT%	1st: 3-6/.500	2nd: 6-8/.750	Game: .643

Missouri	FG-A	3P-A	FT-A	REB	PF	PTS	A	TO	B	S	M
Ramsey*	1-3	0-0	4-4	9	2	6	1	4	0	1	28
Bowers*	2-8	0-1	1-1	6	4	5	0	1	0	1	15
Tiller*	4-12	0-2	4-4	5	2	12	5	1	0	1	25
Dixon*	6-13	1-4	3-3	0	1	16	5	1	0	3	28
English*	8-15	5-10	3-5	6	1	24	1	3	0	2	35
Paul	2-4	1-3	0-0	0	2	5	1	0	0	0	14
Taylor	0-0	0-0	0-0	1	1	0	2	0	0	0	4
Denmon	2-5	2-4	0-0	2	4	6	1	2	0	0	13
Safford	3-7	1-1	0-0	3	2	7	3	2	0	2	31
Moore	0-1	0-0	0-0	0	0	0	0	0	0	0	7
Underwood	0-0	0-0	0-0	0	0	0	0	0	0	0	0+
Team				5							
Totals	28-68	10-25	15-17	37	19	81	19	14	0	10	200

FG%	1st: 16-29/.552	2nd: 12-39/.308	Game: .412
3PT%	1st: 6-11/.545	2nd: 4-14/.286	Game: .400
FT%	1st: 3-5/.600	2nd: 12-12/1.000	Game: .882

Score by Halves:	1st	2nd	Game
Illinois	34	34	68
Missouri	41	40	81
			A: 20,497

## GAME 13

**ILLINOIS 89, #25/- NORTHWESTERN 83 (OT)**

DEC. 30, 2009 // ASSEMBLY HALL, CHAMPAIGN, ILL.

Mike Tisdale had a career-high 31 points and grabbed 11 rebounds and Illinois spoiled No. 25 Northwestern's return to the rankings after 40 years with an 89-83 overtime victory in the Big Ten opener for both teams.

Fellow big man Mike Davis had 20 points and 17 rebounds - his conference-leading seventh double-double - for the Illini, who beat Northwestern for the 11th straight time.

John Shurna had 27 points, including four 3-pointers, for the Wildcats, who had moved into the rankings for the first time since January 1969 when the poll was still a Top 20.

The 7-foot-1 Tisdale and Davis combined for 10 of Illinois' 15 points in the overtime.

N'western	FG-A	3P-A	FT-A	REB	PF	PTS	A	TO	B	S	M
Crawford*	5-13	2-7	1-2	8	3	13	0	1	1	0	28
Shurna*	9-23	4-9	5-5	7	3	27	4	0	0	0	44
Mirkovic*	3-13	0-4	0-0	7	4	6	3	1	1	1	29
Thompson*	2-10	1-6	2-2	4	3	7	8	0	0	2	45
Nash*	5-14	5-12	1-2	2	3	16	4	0	0	0	43
Marcotulio	4-9	4-9	1-2	1	2	13	1	0	0	1	21
Fruendt	0-0	0-0	0-0	0	0	0	0	0	0	0	0+
Rowley	0-2	0-0	1-2	7	2	1	1	1	0	0	15
Team				5							
Totals	28-84	16-47	11-15	41	20	83	21	3	2	4	225

FG% 1st: 14-34/.412 2nd: 11-38/.289 OT: 3-12/.250 Game: .333  
 3PT% 1st: 11-23/.478 2nd: 4-17/.235 OT: 1-7/.143 Game: .340  
 FT% 1st: 3-5/.600 2nd: 6-7/.857 OT: 2-3/.667 Game: .733

Illinois	FG-A	3P-A	FT-A	REB	PF	PTS	A	TO	B	S	M
Davis*	9-14	0-0	2-2	17	3	20	3	2	0	0	42
Tisdale*	11-14	0-0	9-11	11	5	31	0	2	2	2	39
Richardson*	3-9	1-5	5-6	5	1	12	5	2	0	0	41
Paul*	2-7	2-5	2-2	0	3	8	1	0	0	0	18
McCamey*	3-9	0-2	3-4	4	1	9	8	2	0	0	39
Jordan	0-1	0-0	0-0	1	0	0	2	1	0	0	11
Keller	0-3	0-0	0-0	3	0	0	1	0	0	0	7
Cole	3-5	2-3	1-2	2	1	9	1	2	1	0	27
Griffey	0-0	0-0	0-0	0	0	0	0	0	0	0	1
Team				2							
Totals	31-62	5-15	22-27	45	14	89	21	11	3	2	225

FG% 1st: 15-33/.455 2nd: 12-23/.522 OT: 4-6/.667 Game: .500  
 3PT% 1st: 1-6/.167 2nd: 4-8/.500 OT: 0-1/.000 Game: .333  
 FT% 1st: 2-3/.667 2nd: 13-15/.867 OT: 7-9/.778 Game: .815

Score by Halves:	1st	2nd	OT	Game
Northwestern	42	32	9	83
Illinois	33	41	15	89

A: 16,618

## GAME 14

**#-/22 GONZAGA 85, ILLINOIS 83 (OT)**

JAN. 2, 2010 // UNITED CENTER, CHICAGO, ILL.

Steven Gray scored 20 points, Elias Harris and Robert Sacre added 19 apiece and Gonzaga rallied to beat Illinois 85-83 in overtime after blowing a big lead.

Harris scored on a reverse layup with 12 seconds left in overtime to break an 83-83 tie. Illinois' Brandon Paul then missed a 3-pointer, preserving the win for Gonzaga.

Illinois trailed by as many as 21 in the first half and led by eight in the second but needed a 3-pointer by Dominique Keller in the closing seconds of regulation after a miss by Demetri McCamey to tie it 79-79.

In overtime, Paul and McCamey each hit a pair of free throws to make it 83-80 before Matt Bouldin (18 points) tied it at 83 with 1:34 left.

Gonzaga	FG-A	3P-A	FT-A	REB	PF	PTS	A	TO	B	S	M
Harris*	7-11	1-2	4-6	16	1	19	1	2	1	1	38
Sacre*	7-9	1-1	4-4	3	2	19	2	5	1	1	40
Bouldin*	8-16	2-6	0-0	9	0	18	7	5	0	2	44
Goodson*	0-3	0-1	1-3	3	2	1	4	3	0	0	36
Gray*	8-15	2-6	2-2	4	5	20	5	3	1	1	35
Arop	0-0	0-0	0-0	0	1	0	0	1	0	0	4
Olynyk	3-3	0-0	2-5	1	3	8	1	2	0	0	10
Kong	0-2	0-1	0-0	1	1	0	1	0	0	1	16
Foster	0-0	0-0	0-0	0	0	0	0	0	0	0	2
Team				8							
Totals	34-82	6-17	13-20	45	15	85	21	21	3	6	225

FG% 1st: 16-33/.485 2nd: 15-22/.682 OT: 2-4/.500 Game: .559  
 3PT% 1st: 4-10/.400 2nd: 1-6/.167 OT: 1-1/.1000 Game: .353  
 FT% 1st: 7-11/.636 2nd: 5-7/.714 OT: 1-2/.500 Game: .650

Illinois	FG-A	3P-A	FT-A	REB	PF	PTS	A	TO	B	S	M
Davis*	6-16	0-0	0-2	10	2	12	0	2	0	0	43
Tisdale*	2-4	0-0	0-0	0	5	4	0	1	0	0	11
Richardson*	2-6	0-3	2-2	4	1	6	2	2	0	1	15
Paul*	5-15	2-9	5-5	1	2	17	3	0	0	3	37
McCamey*	8-18	1-7	3-3	3	2	20	6	2	0	5	43
Jordan	1-4	0-0	0-0	2	3	2	7	1	0	3	32
Keller	10-19	1-5	1-2	9	3	22	3	2	2	3	34
Cole	0-0	0-0	0-0	1	0	0	2	0	0	0	8
Griffey	0-0	0-0	0-0	0	0	0	0	0	0	0	2
Team				6							
Totals	34-82	4-24	11-14	36	18	83	23	10	2	15	225

FG% 1st: 14-34/.412 2nd: 20-42/.476 OT: 0-6/.000 Game: .415  
 3PT% 1st: 1-9/.111 2nd: 3-12/.250 OT: 0-3/.000 Game: .167  
 FT% 1st: 6-8/.750 2nd: 1-2/.500 OT: 4-4/1.000 Game: .786

Score by Halves:	1st	2nd	OT	Game
Gonzaga	43	36	6	85
Illinois	35	44	4	83

A: 20,917

## GAME 15

**ILLINOIS 59, IOWA 42**

JAN. 5, 2010 // ASSEMBLY HALL, CHAMPAIGN, ILL.

Freshman D. J. Richardson scored 17 to lead Illinois to a 59-42 Big Ten win over Iowa.

Richardson started the game on the bench for the first time in his college career. But he entered the game early for Illinois and hit five 3-pointers. He was 6-for-11 from the floor.

The Illini went on a 20-1 run early in the first half to open up a 22-4 lead that Iowa couldn't overcome.

Iowa closed to within 39-24 early in the second half but pushed no closer.

Illinois moved into a tie atop the conference with Purdue and Wisconsin.

The Hawkeyes were led by Eric May's 9 points.

Iowa	FG-A	3P-A	FT-A	REB	PF	PTS	A	TO	B	S	M
Fuller*	2-6	0-2	2-3	9	0	6	0	1	1	0	36
Cole*	2-3	0-0	2-2	2	4	6	1	2	2	1	27
Payne*	2-6	1-3	0-0	2	0	5	2	3	0	0	29
Gatens*	3-13	1-8	1-1	4	2	8	2	5	0	1	34
May*	3-10	2-7	1-2	8	4	9	3	3	0	0	37
Neari	0-1	0-0	0-0	0	0	0	0	0	0	0	2
Bawinkel	1-4	1-4	0-0	0	0	3	1	0	0	0	11
Brommer	0-0	0-0	0-0	0	0	0	0	0	0	0	2
Licklitter	1-3	1-3	0-0	0	1	3	2	0	0	0	11
Cougill	1-3	0-1	0-0	0	3	2	0	0	0	0	11
Team				4							
Totals	15-49	6-28	6-8	29	14	42	11	14	3	2	200

FG% 1st: 5-22/.227 2nd: 10-27/.370 Game: .306  
 3PT% 1st: 4-13/.308 2nd: 2-15/.133 Game: .214  
 FT% 1st: 1-2/.500 2nd: 5-6/.833 Game: .750

Illinois	FG-A	3P-A	FT-A	REB	PF	PTS	A	TO	B	S	M
Davis*	3-8	0-0	0-1	5	0	6	1	0	0	0	24
Tisdale*	2-9	0-0	3-4	2	3	7	0	2	0	0	27
Paul*	2-7	0-3	2-2	2	1	6	3	2	0	1	15
Jordan*	0-1	0-1	0-0	4	2	0	5	0	0	1	23
Cole*	2-4	0-1	0-0	4	0	4	0	0	2	2	24
Richardson	6-11	5-7	0-0	5	4	17	1	2	0	0	26
Chisholm	0-1	0-1	0-0	0	1	0	0	1	0	0	2
Simpson	0-0	0-0	0-0	0	1	0	0	0	0	0	2
Keller	3-7	0-0	0-0	3	2	6	1	2	0	1	16
McCamey	4-6	1-2	0-0	3	2	9	7	0	0	1	28
Griffey	1-2	0-0	0-0	0	0	2	0	1	0	1	9
Semrau	0-0	0-0	2-2	2	0	2	0	0	0	0	4
Team				8							
Totals	23-56	6-15	7-9	38	16	59	18	11	2	7	200

FG% 1st: 15-29/.517 2nd: 8-27/.296 Game: .411  
 3PT% 1st: 5-8/.625 2nd: 1-7/.143 Game: .400  
 FT% 1st: 2-2/1.000 2nd: 5-7/.714 Game: .778

Score by Halves:	1st	2nd	Game
Iowa	15	27	42
Illinois	37	22	59

A: 14,806

## GAME 16

### ILLINOIS 66, INDIANA 60

JAN. 9, 2010 // ASSEMBLY HALL, BLOOMINGTON, IND.

D. J. Richardson's 17-footer with 1:10 to go gave Illinois its first lead in more than 36 minutes, and the Illini held on for a 66-60 victory at Indiana.

It's the first time Illinois has won in Bloomington in consecutive seasons since 1997 and 1998.

Mike Tisdale led the Fighting Illini with 27 points and nine rebounds, while Demetri McCamey came off the bench to score 19 points and record nine assists.

The Hoosiers were led by Verdell Jones with 13 points and freshman Jordan Hulls, who matched his season high with 12 points.

But the difference in this one was free-throw shooting.

Indiana was called for 28 fouls, and Illinois made 27 of 39 free-throw attempts. The Hoosiers were 10 of 18 from the line, and lost a 15-point second-half lead in their second straight loss.

Illinois	FG-A	3P-A	FT-A	REB	PF	PTS	A	TO	B	S	M
Davis*	1-2	0-0	0-2	11	4	2	1	4	0	0	33
Cole*	0-3	0-2	1-2	3	4	1	0	1	2	2	23
Tisdale*	7-11	0-0	13-14	9	3	27	0	2	1	0	38
Richardson*	5-10	3-6	1-2	2	2	14	1	2	1	3	35
Jordan*	0-1	0-0	0-0	3	1	0	2	1	0	0	19
Paul	0-4	0-1	1-3	1	1	1	0	0	0	2	8
Keller	1-3	0-0	0-0	1	0	2	0	0	1	0	7
McCamey	4-12	0-4	11-16	4	2	19	9	1	0	2	37
Team				4							
Totals	18-46	3-13	27-39	38	17	66	13	11	5	9	200

FG%	1st: 5-19/.263	2nd: 13-27/.481	Game: .391
3PT%	1st: 2-6/.333	2nd: 1-7/.143	Game: .231
FT%	1st: 16-23/.696	2nd: 11-16/.688	Game: .692

Indiana	FG-A	3P-A	FT-A	REB	PF	PTS	A	TO	B	S	M
Watford*	5-14	0-2	0-1	5	2	10	1	1	0	0	30
Capobianco*	1-1	0-0	0-0	4	4	2	0	2	1	1	21
Hulls*	4-8	3-6	1-2	1	4	12	1	2	0	3	30
Rivers*	3-6	0-0	2-4	3	4	8	3	4	1	2	32
Jones*	5-13	0-4	3-5	4	2	13	4	4	0	0	29
Moore	1-1	1-1	0-0	0	1	3	1	0	0	0	10
Pritchard	0-0	0-0	0-0	3	4	0	0	1	0	1	19
Elston	0-1	0-0	2-4	6	3	2	0	0	1	1	10
Dumes	3-9	2-4	2-2	3	4	10	0	1	0	0	19
Team				2							
Totals	22-53	6-17	10-18	31	28	60	10	15	3	8	200

FG%	1st: 14-25/.560	2nd: 8-28/.286	Game: .415
3PT%	1st: 5-6/.833	2nd: 1-11/.091	Game: .353
FT%	1st: 8-12/.667	2nd: 2-6/.333	Game: .556

Score by Halves:	1st	2nd	Game
Illinois	28	38	66
Iowa	41	19	60
			A: 16,634

## GAME 17

### ILLINOIS 54, PENN STATE 53

JAN. 12, 2010 // ASSEMBLY HALL, CHAMPAIGN, ILL.

Demetri McCamey returned to the starting lineup for the first time in three games and scored a season-high 25 points to lead Illinois to a 54-53 comeback victory over Penn State.

McCamey hit a 3-pointer to bring the Illini within one point and then made the game-winning jump shot with 1:16 to play to give the Illini a 54-53 lead that stood up. Penn State's Talor Battle missed a jump shot as the game ended.

The Illini trailed 48-40 with 8:46 to play after a 16-5 Penn State run.

Chris Babb led Penn State with 15 points. He scored 12 points from behind the 3-point line. Battle added nine points on cold 4-for-19 shooting.

Mike Tisdale added 16 for the Illini.

McCamey hadn't started since a loss to Gonzaga on Jan. 2.

Penn State	FG-A	3P-A	FT-A	REB	PF	PTS	A	TO	B	S	M
Jackson*	1-5	0-3	0-0	4	1	2	2	1	0	0	2
Ott*	2-4	0-0	3-4	6	1	7	0	2	1	2	23
Babb*	5-13	4-11	1-1	10	1	15	1	1	1	0	32
Battle*	4-19	1-7	0-0	4	3	9	3	1	0	0	38
Frazier*	1-2	0-0	0-0	3	2	2	3	1	0	2	19
Edwards	3-8	0-3	1-2	4	1	7	2	1	2	1	21
Jones	0-1	0-0	0-2	0	2	0	0	2	0	0	10
Woodyard	2-3	2-3	0-0	2	0	6	0	0	0	1	10
Brooks	2-3	1-1	0-0	2	2	5	0	2	0	0	14
Team				5							
Totals	20-58	8-28	5-9	40	13	53	11	11	4	6	200

FG%	1st: 11-31/.355	2nd: 9-27/.333	Game: .345
3PT%	1st: 3-13/.231	2nd: 5-15/.333	Game: .286
FT%	1st: 3-3/1.000	2nd: 2-6/.333	Game: .556

Illinois	FG-A	3P-A	FT-A	REB	PF	PTS	A	TO	B	S	M
Davis*	1-6	0-0	0-0	4	1	2	2	1	0	1	28
Tisdale*	7-12	0-0	2-4	13	3	16	2	4	7	0	37
Richardson*	2-6	2-4	0-0	4	1	6	1	0	0	0	32
Cole*	1-2	1-2	0-0	1	2	3	2	0	0	0	26
McCamey*	9-17	5-6	2-2	2	1	25	5	2	0	2	37
Paul	0-5	0-2	0-0	1	0	0	1	1	0	0	7
Jordan	0-2	0-0	0-0	1	0	0	1	1	0	1	18
Keller	1-4	0-1	0-0	0	0	2	0	1	0	0	11
Griffey	0-0	0-0	0-0	0	0	0	0	0	0	0	4
Team				5							
Totals	21-54	8-15	4-6	31	8	54	14	10	7	4	200

FG%	1st: 10-31/.323	2nd: 11-23/.48	Game: .389
3PT%	1st: 3-8/.375	2nd: 5-7/.714	Game: .533
FT%	1st: 0-0/0.000	2nd: 4-6/.667	Game: .667

Score by Halves:	1st	2nd	Game
Penn State	28	25	53
Illinois	23	31	54
			A: 14,469

## GAME 18

### #7/8 MICHIGAN STATE 73, ILLINOIS 63

JAN. 16, 2010 // BRESLIN CENTER, EAST LANSING, MICH.

Kalin Lucas shook off a slow start and scored 20 points, leading No. 7 Michigan State to a 73-63 victory over Illinois.

The Spartans broke a first-place tie in the conference.

Demetri McCamey scored 15 points for the Fighting Illini.

Lucas' first and only basket in the first half gave Michigan State its first lead 4 1/2 minutes before halftime and Illinois couldn't come back.

The Spartans closed the first half with an 18-5 run--taking a 36-29 lead-- and scored the first seven points after halftime.

Illinois pulled within eight, then Lucas took over with six straight points and a three-point play that put the Spartans up 54-35.

The Illini cut their deficit to 11 with 2 1/2 minutes left, then Lucas made a layup on the ensuing possession.

Michigan State's Delvon Roe scored 15 points and fouled out with 6:13 left in the game, while Raymar Morgan had 14 points and 10 rebounds.

Illinois has four players averaging at least 10 points, but didn't have a second player in double figures until Tyler Griffey made a 3-pointer late in the game. Griffey had a season-high 12 points and Mike Davis scored in the final seconds to finish with 11.

Illinois took control in the first minute of the game with McCamey's five points.

The Illini had some six-point leads, then the game started to slip away when Durrell Summers picked up a loose ball and scored on a dunk and Lucas ended his scoreless start with a free throw at the 8:18 mark of the first half.

Illinois	FG-A	3P-A	FT-A	REB	PF	PTS	A	TO	B	S	M
Richardson*	0-8	0-6	2-2	1	2	2	3	3	0	0	26
Davis*	4-15	0-0	3-3	4	2	11	0	1	0	2	27
Cole*	2-4	1-3	0-0	3	0	5	1	0	0	2	21
McCamey*	5-10	1-4	4-5	3	5	15	5	4	0	0	36
Tisdale*	0-1	0-0	2-3	1	4	2	0	1	0	0	19
Paul	3-11	1-6	1-2	5	2	8	1	3	0	3	20
Jordan	1-1	0-0	1-1	0	0	3	1	2	1	0	17
Keller	2-5	1-3	0-0	6	2	5	2	2	0	0	18
Griffey	5-8	2-0	0-0	7	2	12	0	1	0	0	15
Semrau	0-0	0-0	0-0	0	0	0	0	0	0	0	1
Team				4							
Totals	22-63	6-25	13-16	34	19	63	13	17	1	7	200

FG%	1st: 10-30/.333	2nd: 12-33/.364	Game: .349
3PT%	1st: 3-10/.300	2nd: 3-15/.200	Game: .240
FT%	1st: 6-7/.857	2nd: 7-9/.778	Game: .813

Michigan St.	FG-A	3P-A	FT-A	REB	PF	PTS	A	TO	B	S	M
Lucas*	6-12	0-2	8-9	2	2	20	4	3	0	1	29
Allen*	1-5	0-1	0-0	3	1	2	0	2	0	1	23
Roe*	4-5	0-0	7-7	4	5	15	0	3	0	2	20
Summers*	3-10	0-3	1-2	9	2	7	0	3	0	0	29
Nix*	0-0	0-0	0-0	1	1	0	0	1	0	0	10
Morgan	7-10	0-0	0-1	10	3	14	4	2	0	0	25
Sims	0-1	0-0	0-0	0	0	0	0	0	0	0	1
Thornton	0-0	0-0	0-0	0	0	0	0	1	0	0	1
Kebler	0-0	0-0	0-0	1	0	0	0	0	0	0	1
Dahlman	0-0	0-0	0-0	0	0	0	0	0	0	0	1
Green	2-7	0-1	3-4	8	4	7	4	1	0	2	30
Lucious	2-7	2-5	2-3	1	0	8	4	0	0	2	27
Herzog	0-0	0-0	0-0	0	0	0	0	0	0	0	1
Sherman	0-0	0-0	0-0	0	1	0	0	0	0	0	2
Team				3							
Totals	25-57	2-12	21-26	42	19	73	16	17	0	8	200

FG%	1st: 11-27/.407	2nd: 14-30/.467	Game: .439
3PT%	1st: 2-7/.286	2nd: 0-5/.000	Game: .167
FT%	1st: 12-13/.923	2nd: 9-13/.692	Game: .808

Score by Halves:	1st	2nd	Game
Illinois	29	34	63
Michigan State	36	37	73
			A: 14,759

## GAME 19

### #13/15 PURDUE 84, ILLINOIS 78

JAN. 19, 2010 // ASSEMBLY HALL, CHAMPAIGN, ILL.

John Hart had played 33 minutes of basketball for No. 13 Purdue this season entering the game against Illinois.

Hart wasn't even listed in the game's official score book, costing the Boilermakers a technical foul and two points at the free throw line when he did play.

Hart more than made up for the technical and introduced himself to Illinois with 14 points, five of them in an early second-half run that gave the Boilermakers a lead they rode to an 84-78 victory.

Jajuan Johnson led Purdue with 24 points.

Demetri McCamey led the Illini with a game-high 28 points, including 13 from the free throw line. But he missed six free throws, and the Illini were 17 of 29 (58.6 percent) from the line.

After trailing 32-28 at the half, Purdue opened the second half with a 15-4 run.

The game started to slip away from the Illini even before halftime, though.

Purdue went cold from the field midway through the first half, failing to find the basket from the field for 7:01. But Illinois didn't do much with the opportunity.

The Illini led 16-12 at the start of that stretch, with 10:52 on the clock, and 26-20 when Moore broke the ice at 3:51.

And the Boilermakers, after hitting just 10 of the 30 first-half shots, finished 27 for 56 (48.2 percent). They hit 65.4 percent--17 for 26--of their second-half shot.

Illinois held Purdue's leading scorer, Hummel, to 11 points.

Purdue	FG-A	3P-A	FT-A	REB	PF	PTS	A	TO	B	S	M
Hummel*	2-6	0-0	7-8	7	3	11	5	0	0	0	31
Moore*	7-12	0-2	2-2	1	1	16	2	4	1	3	38
Johnson*	6-11	0-1	12-15	12	2	24	0	4	2	0	37
Barlow*	5-6	0-0	2-3	1	4	12	1	2	0	0	13
Smith*	0-2	0-2	0-0	0	0	0	1	0	0	0	8
Kramer	1-1	1-1	2-2	2	5	5	2	1	0	0	21
Grant	1-4	0-2	0-0	7	2	2	1	2	0	1	18
Byrd	0-3	0-3	0-0	1	1	0	0	1	0	0	8
Wohlford	0-1	0-1	0-0	1	0	0	0	0	0	0	5
Hart	5-10	2-4	2-4	2	3	14	0	0	0	0	18
Bade	0-0	0-0	0-0	1	1	0	0	0	0	0	3
Team				2							
Totals	27-56	3-16	27-34	37	22	84	12	14	3	4	200

FG%	1st: 10-30/.333	2nd: 17-26/.654	Game: .482
3PT%	1st: 0-9/.000	2nd: 3-7/.429	Game: .188
FT%	1st: 8-10/.800	2nd: 19-24/.792	Game: .794

Illinois	FG-A	3P-A	FT-A	REB	PF	PTS	A	TO	B	S	M
Davis*	8-16	0-0	1-4	15	3	17	0	2	0	0	38
Tisdale*	2-7	0-0	0-0	5	5	4	0	1	1	0	20
Richardson*	4-10	4-6	0-0	2	3	12	1	1	0	1	31
Cole*	2-5	1-4	0-0	2	5	5	2	4	3	1	25
McCamey*	7-14	1-5	13-19	1	2	28	9	3	0	2	38
Paul	2-8	1-2	0-2	3	2	5	1	0	0	1	15
Jordan	1-2	0-0	1-2	1	1	3	0	0	0	0	16
Keller	1-2	0-1	0-0	0	2	2	0	1	0	0	10
Griffey	0-2	0-0	2-2	1	2	2	0	1	1	0	7
Team				7							1
Totals	27-66	7-18	17-29	37	25	78	13	14	5	5	200

FG%	1st: 13-37/.351	2nd: 14-29/.483	Game: .409
3PT%	1st: 1-7/.143	2nd: 6-11/.545	Game: .389
FT%	1st: 5-10/.500	2nd: 12-19/.632	Game: .586

Score by Halves:	1st	2nd	Game
Purdue	28	56	84
Illinois	32	46	78
			A: 16,618

## GAME 20

### NORTHWESTERN 73, ILLINOIS 68

JAN. 23, 2010 // WELSH-RYAN ARENA, EVANSTON, ILL.

Jeremy Nash scored 22 points, John Shurna added 19 and Northwestern went on a run late in the second half to beat Illinois 73-68 after dropping 11 straight to the Illini.

Drew Crawford scored 15, and the Wildcats got a measure of revenge for an overtime loss last month that spoiled their first AP poll appearance in nearly 41 years. They went on a 15-2 run that turned a six-point deficit into a 61-54 lead and hung on from there, sending Illinois to its third straight loss.

Guard D.J. Richardson led the Illini with 17 points, but the big men were quiet after dominating the Wildcats last month.

Center Mike Tisdale finished with 14 points and six rebounds after lighting up Northwestern for 31 points and 11 boards. Mike Davis, meanwhile, was scoreless after going for 20 and 17 last time.

Illinois	FG-A	3P-A	FT-A	REB	PF	PTS	A	TO	B	S	M
Davis*	0-3	0-0	0-0	2	4	0	1	1	0	0	23
Cole*	1-2	0-1	0-0	3	1	2	1	0	1	0	22
Tisdale*	5-6	1-1	3-5	6	3	14	2	1	0	0	37
Richardson*	7-12	2-6	1-1	5	3	17	4	2	0	0	31
McCamey*	5-8	1-2	2-3	4	4	13	4	6	2	1	39
Jordan	0-0	0-0	0-0	1	2	0	2	1	0	1	5
Keller	4-6	1-2	1-2	4	2	10	1	3	1	0	19
Paul	4-10	1-4	3-4	1	5	12	0	1	0	1	23
Griffey	0-0	0-0	0-0	1	2	0	1	0	0	0	1
Team				2							1
Totals	27-47	6-16	10-15	31	26	68	16	16	4	3	200

FG%	1st: 14-23/.609	2nd: 12-24/.500	Game: .553
3PT%	1st: 4-7/.571	2nd: 2-9/.222	Game: .375
FT%	1st: 7-10/.700	2nd: 3-5/.600	Game: .667

N'western	FG-A	3P-A	FT-A	REB	PF	PTS	A	TO	B	S	M
Crawford*	5-13	1-7	4-8	5	2	15	2	1	1	0	38
Shurna*	4-9	2-5	9-10	2	3	19	1	2	0	0	33
Mirkovic*	4-6	0-0	1-2	9	1	9	4	0	0	1	34
Thompson*	1-5	1-5	1-2	1	4	4	3	0	0	0	27
Nash*	5-15	3-10	9-10	4	4	22	3	3	0	4	35
Fruendt	0-1	0-0	0-0	0	0	0	0	0	0	0	7
Peljusic	0-0	0-0	0-0	1	0	0	0	1	0	0	2
Capocci	0-0	0-0	0-0	2	1	0	2	0	0	0	6
Marcotullio	0-1	0-1	0-0	1	2	0	0	0	0	0	12
Rowley	2-2	0-0	0-0	3	0	4	0	0	0	0	6
Team				0							0
Totals	21-52	7-28	24-32	28	17	73	15	7	1	5	200

FG%	1st: 11-27/.407	2nd: 10-25/.400	Game: .404
3PT%	1st: 3-14/.214	2nd: 4-14/.286	Game: .250
FT%	1st: 11-16/.688	2nd: 13-16/.813	Game: .750

Score by Halves:	1st	2nd	Game
Illinois	39	29	68
Northwestern	36	37	73
			A: 8,117

## GAME 21

### ILLINOIS 77, PENN STATE 67

JAN. 27, 2010 // JORDAN CENTER, UNIVERSITY PARK, PA.

D.J. Richardson scored a career-high 20 points and Illinois staved off a Penn State rally from a double-digit deficit in a 77-67 win to snap the Illini's three-game losing streak.

Down 10 early, the Nittany Lions took a 46-42 lead with 15:06 left after David Jackson's layup capped a 12-0 run. Jackson finished with 13 points, while Talor Battle had a team-high 20.

But a nearly 5-minute Penn State scoring drought gave Illinois another opening. Mike Davis' jumper and Dominique Keller's buzzer-beating fall-away gave the Illini a 59-53 lead with 4:03 left.

Demetri McCamey's 3 from 20 feet with the shot clock winding down extended the lead to 10 with 2 minutes to go.

Illinois	FG-A	3P-A	FT-A	REB	PF	PTS	A	TO	B	S	M
Cole*	4-6	4-5	0-1	7	1	12	3	0	2	0	27
Griffey*	1-3	0-0	0-0	1	2	2	0	1	0	0	10
Tisdale*	4-9	0-0	2-2	7	1	10	1	0	1	0	33
Richardson*	5-7	2-4	8-8	3	4	20	2	2	0	0	32
McCamey*	1-7	1-6	3-6	3	0	6	9	2	0	1	37
Paul	4-5	2-3	0-2	3	5	10	0	1	0	0	14
Jordan	0-2	0-0	0-0	0	1	0	1	0	0	0	13
Keller	2-3	0-0	2-2	1	2	6	0	1	0	1	7
Davis	4-6	0-0	3-4	8	2	11	2	1	1	0	27
Team				2							1
Totals	25-48	9-18	18-25	35	18	77	18	9	4	2	200

FG%	1st: 16-28/.571	2nd: 9-20/.450	Game: .521
3PT%	1st: 7-11/.636	2nd: 2-7/.286	Game: .500
FT%	1st: 1-2/.500	2nd: 17-23/.739	Game: .720

Penn State	FG-A	3P-A	FT-A	REB	PF	PTS	A	TO	B	S	M
Edwards*	0-0	0-0	2-2	0	0	2	3	0	0	0	17
Jackson*	4-11	2-4	3-4	4	3	13	1	0	0	0	33
Ott*	2-4	0-0	0-2	3	3	4	1	0	0	0	21
Babb*	6-12	4-10	2-4	5	3	18	0	0	0	1	34
Battle*	7-15	3-6	3-6	2	3	20	5	1	0	2	37
Highbarger	0-1	0-1	0-0	0	0	0	0	0	0	0	4
Jones	3-4	0-0	1-2	5	3	7	1	2	0	0	16
Frazier	0-3	0-1	0-0	4	1	0	2	0	0	0	12
Woodyard	0-2	0-2	0-0	0	2	0	1	0	0	1	7
Brooks	1-5	0-2	1-2	3	2	3	1	2	1	1	19
Team				1							1
Totals	23-57	9-26	12-22	27	20	67	15	6	1	5	200

FG%	1st: 12-26/.462	2nd: 11-31/.355	Game: .404
3PT%	1st: 5-11/.455	2nd: 4-15/.267	Game: .346
FT%	1st: 4-6/.667	2nd: 8-16/.500	Game: .545

Score by Halves:	1st	2nd	Game
Illinois	40	37	77
Penn State	33	34	67
			A: 8,005

## GAME 22

### ILLINOIS 72, INDIANA 70

JAN. 30, 2010 // ASSEMBLY HALL, CHAMPAIGN, ILL.

Demetri McCamey scored 19 points, including the game-winner at the buzzer, to lead Illinois to a 72-70 comeback win over Indiana.

The victory put Illinois into a tie for second in the Big Ten with Wisconsin. It also kept the Illini's NCAA tournament hopes alive.

McCamey hit the winner on a runner at the buzzer. He took a pass from Bill Cole and drove the right side of the lane before launching the shot.

Mike Tisdale added 12 points. That included four key free throws in the final two minutes.

Indiana was led by Verdell Jones, who scored 22. They included eight points in a late-first-half run that turned a 32-20 Illini lead into a 36-36 tie at the half.

Indiana	FG-A	3P-A	FT-A	REB	PF	PTS	A	TO	B	S	M
Watford*	1-10	0-1	4-4	3	1	6	1	2	0	0	30
Pritchard*	1-1	0-0	1-2	1	4	3	0	1	0	0	12
Elston*	2-5	1-3	0-1	5	2	5	0	3	1	0	16
Rivers*	2-7	0-0	2-2	3	3	6	2	1	0	1	28
Jones*	5-20	2-7	10-12	3	1	22	5	1	0	1	38
Hulls	4-7	3-6	0-0	4	4	11	0	0	0	0	27
Muniru	0-0	0-0	0-0	1	1	0	0	2	0	0	5
Capobianco	2-2	0-0	2-2	4	3	6	1	0	0	0	17
Dumes	4-8	3-6	0-0	3	2	11	2	3	0	3	20
Jobe	0-0	0-0	0-0	2	0	0	0	0	0	0	7
Team				6							
Totals	21-60	9-23	19-23	35	21	70	11	13	1	5	200

FG%	1st: 12-35/.343	2nd: 9-25/.360	Game: .350
3PT%	1st: 6-14/.429	2nd: 3-9/.333	Game: .391
FT%	1st: 6-9/.667	2nd: 13-14/.929	Game: .826

Illinois	FG-A	3P-A	FT-A	REB	PF	PTS	A	TO	B	S	M
Griffey*	4-7	0-1	1-2	4	4	9	2	1	0	0	20
Tisdale*	4-8	0-0	4-4	7	4	12	1	3	3	0	30
Richardson*	2-4	1-1	3-5	2	3	8	0	4	0	2	30
Cole*	2-4	1-2	3-4	4	3	8	2	0	0	0	29
McCamey*	7-12	2-5	3-4	1	3	19	8	4	0	0	36
Paul	1-6	0-2	2-2	6	0	4	1	1	0	0	11
Jordan	0-1	0-1	2-2	1	2	2	1	1	0	0	13
Keller	2-4	0-0	0-2	2	2	4	0	0	2	1	12
Davis	3-5	0-0	0-0	2	1	6	1	0	1	1	19
Team				4							
Totals	25-51	4-12	18-25	33	22	72	16	15	6	4	200

FG%	1st: 14-31/.452	2nd: 11-20/.550	Game: .490
3PT%	1st: 2-8/.250	2nd: 2-4/.500	Game: .333
FT%	1st: 6-8/.750	2nd: 12-17/.706	Game: .720

Score by Halves:	1st	2nd	Game
Indiana	36	34	70
Illinois	36	36	72
			A: 16,618

## GAME 23

### ILLINOIS 57, IOWA 49

FEB. 3, 2010 // CARVER-HAWKEYE ARENA, IOWA CITY, IOWA

Illinois took care of business against Iowa. Now the Illini can focus on Saturday's showdown with No. 5 Michigan State.

Demetri McCamey scored 15 points, grabbed seven rebounds and collected seven assists as Illinois tripped Iowa for the fifth straight time 57-49.

Illinois, in a three-way tie for second in the Big Ten, can pull within one game of Michigan State with a victory at home Saturday night.

McCamey, who leads the Big Ten in assists, scored the last six points of the first half as Illinois grabbed a 35-27 lead at intermission. The Hawkeyes pulled within three points late in the game but could never tie or take the lead.

Mike Tisdale had 14 points and seven rebounds for Illinois. D.J. Richardson added 11 points.

Matt Gatens topped Iowa with 12 points. Jarryd Cole scored 10.

Illinois	FG-A	3P-A	FT-A	REB	PF	PTS	A	TO	B	S	M
Cole*	1-2	0-1	1-2	1	2	3	1	0	0	1	26
Griffey*	2-2	0-0	0-0	1	0	4	1	1	0	0	11
Tisdale*	5-7	0-0	4-6	7	4	14	0	2	2	0	33
Richardson*	3-7	2-6	3-4	0	0	11	2	0	0	1	33
McCamey*	5-12	2-5	3-4	7	1	15	7	3	0	0	35
Paul	1-7	0-2	0-0	3	0	2	0	1	0	1	12
Jordan	1-2	0-1	0-0	1	1	2	0	0	0	0	15
Keller	0-1	0-0	0-0	1	0	0	0	0	0	0	6
Davis	3-7	0-0	0-0	5	3	6	1	2	1	1	29
Team				6							
Totals	21-47	4-15	11-16	32	11	57	12	10	3	4	200

FG%	1st: 15-29/.517	2nd: 6-18/.333	Game: .447
3PT%	1st: 3-9/.333	2nd: 1-6/.167	Game: .267
FT%	1st: 2-3/.667	2nd: 9-13/.692	Game: .688

Iowa	FG-A	3P-A	FT-A	REB	PF	PTS	A	TO	B	S	M
Fuller*	1-7	0-2	4-4	9	2	6	1	0	0	0	29
May*	2-8	1-6	0-0	7	4	5	1	2	0	3	32
Cole*	4-9	0-0	2-3	5	3	10	0	2	0	1	31
Payne*	2-9	1-5	0-1	5	1	5	3	0	0	0	34
Gatens*	4-12	3-6	1-2	4	1	12	6	2	1	0	37
Bawinkel	1-3	1-3	0-0	0	0	3	0	0	0	0	14
Lickliter	0-0	0-0	0-0	0	0	0	2	1	0	0	6
Cougill	2-6	2-6	2-2	7	0	8	0	2	0	0	17
Team				1							
Totals	16-54	8-28	9-12	38	11	49	13	10	1	4	200

FG%	1st: 9-28/.321	2nd: 7-26/.269	Game: .296
3PT%	1st: 7-18/.389	2nd: 1-10/.100	Game: .286
FT%	1st: 2-21/.000	2nd: 7-10/.700	Game: .750

Score by Halves:	1st	2nd	Game
Illinois	35	22	57
Iowa	27	22	49
			A: 11,441

## GAME 24

### ILLINOIS 78, #5/5 MICHIGAN STATE 73

FEB. 6, 2010 // ASSEMBLY HALL, CHAMPAIGN, ILL.

Demetri McCamey had 22 points and 11 assists to lead Illinois to a 78-73 victory over No. 5 Michigan State.

The Illini led by a point at halftime and by seven in the game's final minutes. But they couldn't put the Spartans away until freshman D.J. Richardson hit a free throw with 15 seconds to play for a 76-73 lead.

Mike Davis added 16 points for Illinois. Draymond Green's 17 points led Michigan State in the absence of Kalin Lucas, who sprained his right ankle in a loss to Wisconsin the previous game.

Illinois got within a game of the first-place Spartans in the Big Ten.

Richardson and McCamey finished off the Spartans in the game's final minutes. McCamey hit a 3 with 37 seconds to play and with MSU forced to foul, Richardson made three free throws in the final 26 seconds and then Davis slammed home a dunk at the buzzer.

The Spartans fought back from an early 10-point hole to make it 35-34 at halftime, and even briefly took the lead in the second half.

McCamey opened the second half with 10 points in nine minutes to keep Illinois in the game.

His back-to-back 3s put the Illini up 53-47 lead with 13:10 to play, but Michigan State scored the next five points, and went ahead after McCamey missed a 3-pointer on the next possession and Chris Allen made one with 11:21 to go.

Illinois tied the game at 55 with 10:05 remaining on a put-back by Mike Tisdale. A minute later, Brandon Paul's dunk gave Illinois a 59-57 lead and started the Illini's decisive 7-0 run.

Michigan St.	FG-A	3P-A	FT-A	REB	PF	PTS	A	TO	B	S	M
Morgan*	3-6	0-0	2-2	3	1	8	3	3	0	1	34
Roe*	3-4	0-0	2-4	2	2	8	0	0	0	0	20
Nix*	0-1	0-0	0-0	0	2	0	0	0	0	0	4
Allen*	5-8	4-6	1-2	2	4	15	1	4	0	0	26
Summers*	5-13	1-5	0-0	3	3	11	2	0	0	0	31
Thornton	1-1	0-0	0-0	3	0	2	0	1	0	0	4
Kebler	0-0	0-0	0-0	0	0	0	2	0	0	0	5
Dahlman	1-1	0-0	0-0	0	0	2	0	0	0	0	2
Green	7-9	0-0	3-4	16	4	17	3	3	1	0	29
Lucious	1-5	1-5	1-2	4	2	4	3	6	0	2	30
Sherman	3-5	0-0	0-0	1	1	6	0	1	0	0	15
Team				0							
Totals	29-53	6-16	9-14	34	19	73	14	18	1	3	200

FG%	1st: 15-27/.556	2nd: 14-26/.538	Game: .547
3PT%	1st: 2-6/.333	2nd: 4-10/.400	Game: .375
FT%	1st: 2-4/.500	2nd: 7-10/.700	Game: .643

Illinois	FG-A	3P-A	FT-A	REB	PF	PTS	A	TO	B	S	M
Cole*	1-1	0-0	0-0	0	1	2	1	2	1	1	19
Griffey*	2-4	0-2	2-2	1	2	6	0	0	0	0	12
Tisdale*	3-6	0-0	0-0	8	3	6	1	2	1	0	34
Richardson*	4-10	2-5	4-6	1	2	14	2	1	0	2	32
McCamey*	8-12	6-9	0-2	2	3	22	11	2	0	0	39
Paul	4-10	0-2	0-2	6	1	8	1	1	0	1	21
Jordan	1-1	0-0	0-0	1	0	2	1	0	0	1	10
Keller	1-2	0-0	0-0	0	0	2	0	0	0	0	4
Davis	7-13	0-0	2-2	2	1	16	0	1	2	1	29
Team				3							
Totals	31-59	8-18	8-14	24	13	78	17	10	4	6	200

FG%	1st: 14-27/.519	2nd: 17-32/.531	Game: .525
3PT%	1st: 4-9/.444	2nd: 4-9/.444	Game: .444
FT%	1st: 3-4/.750	2nd: 5-10/.500	Game: .571

Score by Halves:	1st	2nd	Game
Michigan State	34	35	73
Illinois	35	43	78
			A: 16,618