



UNIVERSITY OF HOUSTON WOMEN'S BASKETBALL

HOUSTON SPORTS INFORMATION: 3100 Cullen Blvd., Suite 2008, Houston, TX 77204 • WBB SID: Adam Quisenberry (aquisenb@central.uh.edu) O: (713) 743-9391 | C: (713) 582-5135 | F: (713) 743-9411 • www.UHCougars.com

SCHEDULE/RESULTS

NOVEMBER

10	HOUSTON JAGUARS (EXH)	W, 70-61
14	SE LOUISIANA	W, 73-58
15	GARDNER WEBB	W, 79-58
19	at Oregon State	L, 69-47
21	MIAMI	W, 70-64
25	at No. 22 TCU	L, 91-72

DECEMBER

2	at North Texas	W, 80-66
5	TEXAS SOUTHERN	W, 64-44
14	CAL POLY	W, 68-57
20	vs. Boston College	L, 65-56
21	vs. Buffalo	W, 80-62
28	AKRON	W, 74-59
31	at Kansas	L, 73-56

JANUARY

9	at Tulane*	W, 58-56
11	at UTEP*	L, 74-67
16	UAB*	W, 61-50
18	MEMPHIS*	W, 83-65
22	at Southern Miss*	L, 74-65
25	UCF*	W, 80-65
29	at SMU*	L, 59-56
31	at Tulsa*	W, 68-46

FEBRUARY

4	at Rice*	W, 66-56
7	RICE*	W, 70-50
12	TULANE*	W, 60-53
14	UTEP*	L, 75-72
20	SMU*	W, 62, 57
22	TULSA*	L, 59-55
26	at Marshall*	W, 67-58
28	at East Carolina*	W, 66-65

MARCH

5-8 C-USA Championship (New Orleans, La.)

* Conference USA game
St. John's-Chartwells Holiday Classic (Queens, N.Y.)
& Conference USA Championship (Orlando, Fla.)
All times Central Standard.
Home games, in bold, played on Guy V. Lewis Court at Hofheinz Pavilion.

UP NEXT

• Following the final road trip of the regular season, the Cougars will head to New Orleans, La., March 5-8 for the 2009 Conference USA Women's Basketball Championship.



2009 CONFERENCE USA CHAMPIONSHIP



MARCH 5-8 - HOSTED BY TULANE UNIVERSITY

Date: March 5-8, 2009

Location: New Orleans, La.

Venue: Fogelman Arena (3,600)

UH All-Time at the C-USA Championship: 8-11

Television: Semifinals on CBS College Sports; Final on ESPN2

Streaming: Audio on www.UHCougars.com

Radio: Houston ISP Sports Network online broadcast powered by Stretch Internet.

Jeremy Branham (play-by-play) with Louis Ray

Tickets: Can be purchased through the UH Athletics Ticket

Office by calling 713-GO-COOGS or by logging on to www.UHCougars.com.



HOUSTON COUGARS

Record: 18-9, 10-5 C-USA

Rankings: N/A

Coach: Joe Curl

Alma Mater: Wayne St. '78

Career Record/Yrs: 313-251/19

School Record/Yrs: 175-151/11

Curl at C-USA Championships: 8-9

'07-08 Record: 15-16 (9-7 C-USA)

Last Game: Feb. 22, 2009

L, Tulsa 59, Houston 55

SID: Adam Quisenberry

Web: www.UHCougars.com

STATISTICAL LEADERS

Points	Courtney Taylor 16.4
Rebounds	Courtney Taylor 10.1
Assists	Porsche Landry 2.8
Steals	Courtney Taylor 2.3

STREAKS, STORYLINES, SIDEBARS

- ▶ After finishing the regular season with a record of 19-9 and tie for second place in Conference USA with an 11-5 mark, the Cougars enter the Conference USA Championship as the tournament's No. 4 Seed.
- ▶ Houston will have to wait to find out its quarterfinal opponent as they will face the winner of Thursday's contest between UCF and Rice on Friday at 2:30 p.m.
- ▶ In 12 years as a member of Conference USA, Houston is 8-11 all-time at the C-USA Championships, earning the Tournament Championship to go along with the regular season crown during the 2003-04 season.
- ▶ In their most recent appearance at the tournament at year ago, the fourth-seeded Cougars bowed out in the quarterfinal round to Southern Miss, 71-67.
- ▶ The Cougars have already played one a game at Fogelman Arena this season, erasing an 18-point, second half deficit to defeat Tulane on Jan. 9.

HOUSTON AT-A-GLANCE

PROBABLE STARTERS

No.	Name	Position	Ht.	Class-Exp.	Points	Rebounds	Assists	Steals	Minutes
24	Courtney Taylor	F	6-0	So.-1L	16.5	10.1	1.9	2.3	33.1
11	Brittney Scott	G	5-6	So.-1L	12.8	3.0	2.3	1.2	30.1
20	Porsche Landry	G	5-5	Fr.-HS	8.2	2.8	2.8	1.8	24.5
51	Cobilyn Hill	C	6-3	So.-1L	7.3	4.7	0.4	0.4	17.3
5	Brittany Mason	F	6-0	So.-1L	4.4	6.1	1.5	1.6	26.5

OFF THE BENCH

No.	Name	Position	Ht.	Class-Exp.	Points	Rebounds	Assists	Steals	Minutes
2	Megan Morton	G	5-10	So.-1L	1.8	0.9	0.8	0.2	8.9
3	Zane Jakobson	G	6-1	Sr.-1L	1.6	0.7	0.4	0.2	8.1
21	Ashlee' Joseph	F	6-0	Jr.-2L	3.5	3.8	0.3	0.3	14.5
22	Roxana Button	G	5-9	Fr.-HS	8.7	2.2	1.3	0.8	23.8
32	Ryan Bradley	C	6-2	Jr.-2L	0.8	0.6	0.0	0.0	2.7
34	Jasmine Johnson	G	5-6	So.-1L	0.8	0.7	0.0	0.0	3.3

Head Coach: Joe Curl (Wayne State 1978) 11th season

Assistants: Wade Scott (Eastern New Mexico, 1993) third season

Amanda Barksdale (Houston, 2003) first year

Elena Lovato (Missouri Southern 2005) first year

ROSTER/TEAM INFORMATION

NUMERICAL ROSTER

NO.	NAME	POS	HT	CL-EXP	HOMETOWN/PREVIOUS SCHOOL
2	Megan Morton	G	5-10	So.-1L	Winnsboro, Texas/Winnsboro HS
3	Zane Jakobsone	F	6-1	Sr.-1L	Riga, Latvia/Trinity Valley CC
5	Brittany Mason	F	6-0	So.-1L	LaPorte, Texas/LaPorte HS
11	Brittney Scott	G	5-6	So.-1L	Orange, Texas/West Orange Stark HS
20	Porsche Landry	G	5-5	Fr.-HS	Houston, Texas/Madison HS
21	Ashlee Joseph	F	6-0	Jr.-2L	Houston, Texas/Booker T. Washington HS
22	Roxana Button	G	5-9	Fr.-HS	Coppell, Texas/Coppell HS
24	Courtney Taylor	G/F	6-0	So.-1L	Crockett, Texas/Crockett HS
32	Ryan Bradley	C	6-2	Jr.-2L	Houston, Texas/Madison HS
33	Lesslee Mason	F	6-0	Jr.-TR	Cincinnati, Ohio/Princeton HS
34	Jasmine Johnson	G	5-6	So.-1L	Omaha, Neb./Omaha Central HS
51	Cobilyn Hill	C	6-3	So.-1L	Houston, Texas/Eisenhower HS

ALPHABETICAL ROSTER

NO.	NAME	POS	HT	CL-EXP	HOMETOWN/PREVIOUS SCHOOL
32	Ryan Bradley	C	6-2	Jr.-2L	Houston, Texas/Madison HS
22	Roxana Button	G	5-9	Fr.-HS	Coppell, Texas/Coppell HS
51	Cobilyn Hill	C	6-3	So.-1L	Houston, Texas/Eisenhower HS
3	Zane Jakobsone	F	6-1	Sr.-1L	Riga, Latvia/Trinity Valley CC
34	Jasmine Johnson	G	5-6	So.-1L	Omaha, Neb./Omaha Central HS
21	Ashlee Joseph	F	6-0	Jr.-2L	Houston, Texas/Booker T. Washington HS
20	Porsche Landry	G	5-5	Fr.-HS	Houston, Texas/Madison HS
5	Brittany Mason	F	6-0	So.-1L	LaPorte, Texas/LaPorte HS
33	Lesslee Mason	F	6-0	Jr.-TR	Cincinnati, Ohio/Princeton HS
2	Megan Morton	G	5-10	So.-1L	Winnsboro, Texas/Winnsboro HS
11	Brittney Scott	G	5-6	So.-1L	Orange, Texas/West Orange Stark HS
24	Courtney Taylor	G/F	6-0	So.-1L	Crockett, Texas/Crockett HS

COACHING STAFF

Head Coach: Joe Curl (Wayne State '78; 11th Year)
 Assistant Coach: Wade Scott (Eastern New Mexico '93; Third Year)
 Assistant Coach: Amanda Barksdale (Houston '03; First Year)
 Assistant Coach: Elena Lovato (Missouri Southern '05; First Year)

SUPPORT STAFF

Director of Operations: Chad Rickett (Midwestern State '07)
 Athletic Trainer: Allison Murphy (Gardner Webb '05)
 Strength & Conditioning Coach: Marilynn Graham (Lamar '02)

PRONUNCIATION

Zane Jakobsone ZAH-ney YAK-uhb-so-neh
 Cobilyn Hill ko-bee-lin

SITUATIONAL RECORD

Overall	18-9
vs. C-USA teams	10-5
vs. Non-Conference foes	8-4
At home	12-2
On the road	5-6
At neutral sites	1-1
In overtime	0-0
In double overtime	0-0
vs. Ranked Teams	0-1
In games decided by 3 points or less	2-2
In games decided by 4-5 points	0-1
In games decided by 6-10 points	4-3
In games decided by 11-19 points	7-2
In games decided by 20-plus points	5-1
Scoring first	13-4
Leading at half	15-1
Tied at half	0-1
Trailing at half	2-7
Leading with 10:00 remaining	16-1
Trailing with 10:00 remaining	2-8
Leading with 5:00 remaining	16-2
Trailing with 5:00 remaining	2-7
UH shoots 40% or better	11-4
UH shoots less than 40%	7-5
UH shoots better than opponent	13-1
Opponent shoots 40% or better	2-7
UH out-rebounds opponent	12-2
Opponent out-rebounds UH	5-8
UH shoots 70% or better from FT line	7-1
UH has more FT attempts	13-5
Opponent has more FT attempts	5-4
UH shoots 40% or better from 3-pt	6-2
UH has more turnovers than opponent	4-5
UH has less turnovers than opponent	14-3
UH scores 80-89 points	4-0
UH scores 70-79 points	6-2
UH scores 60-69 points	7-2
UH scores 50-59 points	1-4
UH scores less than 50 points	0-1
Opponent scores 90-plus points	0-1
Opponent scores 80-89 points	0-0
Opponent scores 70-79 points	1-4
Opponent scores 60-69 points	4-3
Opponent scores 50-59 points	10-2
Opponent scores less than 50 points	2-0
Houston Streaks...	
Current streak	Won 1
Homecourt streak	Lost 1
Road streak	Won 3
Neutral court streak	Won 1
Last 5 games	3-2
Last 10 games	7-3
Houston By Month...	
November	3-2
December	5-2
January	5-3
February	5-2
March	0-0
Houston By Day Of The Week...	
Sunday	5-2
Monday	0-0
Tuesday	1-1
Wednesday	1-2
Thursday	2-2
Friday	6-0
Saturday	3-2

MEDIA POLICIES AND SERVICES

HOUSTON SPORTS INFORMATION

Office Phone (713) 743-9404
 Office Fax (713) 743-9411
 Press Row Phone (713) 743-9414
 Ticket Office 713-GO-C00GS
 Web site www.UHCougars.com
 Mailing Address Athletics/Alumni Center, Suite 2008
 3100 Cullen Blvd.
 Houston, TX 77204

Adam Quisenberry, Assistant SID/WBB Contact

Office Phone (713) 743-9391
 Mobile Phone (713) 582-5135
 E-mail aquisenberry@uh.edu

SPORTS INFORMATION OFFICE

- ▶ The University of Houston Sports Information Office is located in the Ted Nance Suite (#2008) on the second floor of the Athletics/Alumni Center.
- ▶ The Athletics/Alumni Center is located at 3100 Cullen Boulevard between Cougar Field and Hofheinz Pavilion.

CREDENTIALS

- ▶ Credential requests should be made at least 24 hours prior to tip-off. Requests should be submitted on company letterhead. Credentials will only be mailed if specifically requested. Those not mailed, picked-up in person or delivered by an SID, will be left at the Hofheinz Pavilion will call window. The arena press entrance is located at the northwest corner of the facility.

PRACTICES

- ▶ All workouts are held at Hofheinz Pavilion. Media wishing to attend practice should contact the UH sports information office, to check that day's schedule and player and coach availability.
- ▶ All gameday and road practices are closed.

INTERVIEWS

- ▶ All interviews with UH coaches, student-athletes and administrators MUST be coordinated through the sports information office.
- ▶ Arrangements to speak with a member of the women's basketball program should be made with assistant SID Adam Quisenberry (713-582-5135/aquisenberry@uh.edu) at least one day prior to the desired interview date. Players and coaches are generally available following practice.
- ▶ The locker rooms, training room and weight room inside the UH Athletics/Alumni Center are off-limits to reporters.
- ▶ On game days, no UH players will be available until the postgame media session.
- ▶ Postgame interviews will be conducted in the interview room which is located up the team tunnel under the stands.

ACCESS TO COUGARS INFORMATION

- ▶ **UHCougars.com** – The official web site of University of Houston athletics includes rosters, schedules, statistics, player profiles, press releases, game notes and more. The site is updated daily and also includes links to listen to UH athletics events live over the Internet.
- ▶ **E-Mail List** – Press releases, notes and statistics are e-mailed to a large contingent of media. To be added to the list please contact assistant SID Adam Quisenberry (713-582-5135/aquisenberry@uh.edu). Notes packets will be available at least 24 hours prior to each game, and in many instances much earlier.

CONFERENCEUSA.COM

- ▶ The league's official web site contains information on all 12 schools, including updated conference statistics, schedules and standings.

HOUSTON BOASTS C-USA STATISTICAL STANDOUTS ...

(Based on official C-USA Stats from 2/28)

- ▶ **Sophomore Forward Courtney Taylor**
 - Ranks third in C-USA in scoring (16.5 ppg)
 - Ranks third in C-USA in rebounding (10.1 rpg)
 - Ranks fourth in C-USA in blocked shots (1.75 bpg)
 - Ranks fourth in C-USA in steals per game (2.29 spg)
- ▶ **Freshman Guard Roxana Button**
 - Ranks second in C-USA in free throw percentage (.797)
 - Ranked for ninth in C-USA in three-point percentage (.367)
- ▶ **Sophomore Guard Brittney Scott**
 - Ranks fifth in C-USA in free throw percentage (.779)
 - Ranks eighth in C-USA in three point FG made (1.58 pg)
 - Ranks 12th in C-USA in scoring (12.8 ppg)
- ▶ **Sophomore Center Cobilyn Hill**
 - Ranks third in C-USA in blocked shots (2.22 bpg)

ALL GOOD THINGS MUST COME TO AN END ...

- ▶ After winning their first 11 games at Hofheinz Pavilion, the Cougars saw their season-opening, home winning streak snapped with a 75-72 loss to UTEP on Feb. 14.
- ▶ The winning streak is the second longest for UH on its home court to start a season, trailing only the 1991-92 team which won its first 12 home games.
- ▶ The longest home winning streak is 14 set from Feb. 27, 1991, to Feb. 5, 1992.

THE REEMERGENCE OF COBILYN HILL ...

- ▶ After garnering C-USA All-Freshman team honors a season ago, center Cobilyn Hill appeared to be in a sophomore slump this season, seeing her production slip from a year ago. However, during the Cougar's roadtrip to SMU and Tulsa the Houston, native, reasserted herself as one of the more dominant forces in the league.
- ▶ Against SMU, Hill came off the bench on fire to make 5-of-8 first half shots on her way to a game-high and then season-best 19 points to go along with eight rebounds and four blocked shots.
- ▶ During the SMU game and the three contests following it, Hill averaged 18.3 points, eight rebounds and four blocks..

CURL PASSES ANOTHER MILESTONE ...

- ▶ After earning his 300th career coaching victory in the Cougar's win over Texas Southern earlier this season, head coach Joe Curl captured another monumental coaching milestone during Feb. 28's win over East Carolina.
- ▶ Curl passed former UH coach Dot Woodfin for the most wins in program history. Woodfin notched 175 wins from 1976-85

while Curl is 176-151 in 11 years on the Cougars sideline.

- ▶ The Cougar floor general is already the longest tenured coach in program history, beating out Woodfin, who coached at UH for nine seasons, and Jessie Kenlaw, who served eight season from 1990-98. Only Guy V. Lewis, who coached the UH men's team from 1956-86, has coached basketball at UH longer than Curl.

COUGARS TURN UP THE HEAT DEFENSIVELY ...

- ▶ This season UH ranks as one of the best defensive teams in Conference USA, ranking third in scoring defense, but near the top in several other defensive categories.
- ▶ UH ranks second in C-USA in field goal percentage defense - holding opponents to a .378 shooting percentage.
- ▶ UH leads the league in blocked shots with an average of 5.29 per contest and ranks third in steals, averaging 9.43 per game.
- ▶ UH is second in C-USA in three-point field goal percentage defense, holding opponents to just a .293 shooting percentage from long distance.
- ▶ The Cougars have collected 15 or more steals twice this season, both times coming against C-USA opponents - 16 at Tulane on Jan. 9 and 15 against Memphis on Jan. 18. They have forced their opponents into 20 or more turnovers nine times this season.

THE COMEBACK ...

- ▶ The Cougars looked to be off to a sluggish start to Conference USA play on Jan. 9 against Tulane, but just when they appeared headed for a loss, UH came up with one of the biggest comebacks in school history.
- ▶ Tulane achieved its biggest lead of the game at 18 (45-27) with 16:19 to play in the second half.
- ▶ The Cougars responded with an 18-0 run over the next 6:56 to tie the game at 45-45. Sophomore guard Brittney Scott spearheaded the run with 11 of the Cougars' 18 points.
- ▶ Tulane rebounded to rebuild its lead to as many as five on two occasions, but UH completed the comeback for a 58-56 win.
- ▶ The comeback ranks as a tie for the 10th all-time greatest comeback in NCAA-I history and second in program history.
- ▶ Last season's Cougars set a second record by erasing a 26-point second half deficit (trailing 48-22 with 19:28 left in the second half) to defeat Lamar in overtime 82-75 on Jan. 2, 2008.

THE BLOCK PARTY ...

- ▶ Houston finished the regular season with 148 blocked shots; 60 of those belonging to Cobilyn Hill and 49 to Courtney Taylor.
- ▶ Entering this C-USA Championships, Hill ranks third in C-USA with an average of 2.22 blocks per game, while Taylor ranks fourth with an average of 1.77 blocks per contest.
- ▶ Last season as a freshman, Hill led the Cougars with 67 blocks,

2008-09 SEASON BESTS

PLAYER	PTS.	RBS.	AST.	BLK.	STL.
2 - Megan Morton	10 - at UTEP	3 - 3x (last at UTEP)	3 - at TCU	-	1 - 3x (last at SMU)
3 - Zane Jakobson	8 - vs. Miami	3 - at TCU	2 - 3x (last Tulane)	1 - vs. SE Louisiana	1 - 5x (last at UTEP)
5 - Brittany Mason	10 - 2x (last vs. Tulsa)	12 - vs. Tulane	5 - vs. SE Louisiana	3 - vs. Tulane	4 - 2x (last Tulane)
11 - Brittney Scott	27 - at ECU	7 - 2x (last Akron)	7 - 2x (last Akron)	1 - vs. UAB	5 - vs. Memphis
20 - Porsche Landry	23 - at North Texas	7 - at North Texas	7 - 2x (last TSU)	1 - 2x (last Tulane)	5 - vs. UCF
21 - Ashlee Joseph	16 - at Southern Miss	6 - at TCU	1 - 7x (last vs. Cal Poly)	2 - vs. Rice	1 - 8x (last vs. SMU)
22 - Roxana Button	18 - vs. Cal Poly	5 - vs. Gardner-Webb	4 - vs. Gardner-Webb	-	3 - vs. SE Louisiana
24 - Courtney Taylor	27 - vs. UCF	17 - vs. Miami	4 - vs. UTEP	6 - vs. Texas Southern	9 - vs. SMU
32 - Ryan Bradley	3 - vs. Rice	3 - vs. Gardner-Webb	-	-	-
34 - Jasmine Johnson	13 - vs. Miami	8 - at Southern Miss	3 - 3x (last UCF)	2 - vs. Memphis	2 - vs. Memphis
51 - Cobilyn Hill	26 - vs. Rice	13 - vs. Gardner-Webb	2 - at Tulsa	6 - 2x (last at Rice)	2 - at North Texas

UH AT THE C-USA CHAMPIONSHIP



UH All-Time Record 8-11	vs. Rice (last meeting) 0-1 (2006)	vs. Tulsa (last meeting) 0-0
vs. East Carolina (last meeting)..... 0-0	vs. SMU (last meeting) 0-0	vs. UAB (last meeting) 0-0
vs. Marshall (last meeting) 1-0 (2007)	vs. Southern Miss (last meeting) 0-2 (2008)	vs. UCF (last meeting) 0-0
vs. Memphis (last meeting) 1-1 (2001)	vs. Tulane (last meeting)..... 0-2 (2007)	vs. UTEP (last meeting) 1-0 (2006)

SCOUTING THE COUGARS...

Category	UH (19-9; 11-5)	Opponents
Scoring	1888	1741
PPG	67.4	62.2
Scoring Margin	+5.3	-
Field Goals-Attempt	696-1696	646-1707
Field Goal Pct.	.410	.378
3PT FGs-Attempts	112-345	123-420
3PT FG Pct.	.325	.293
3PT FG MPG	4.0	4.4
Free Throw Pct.	.670	.675
Rebounds/RPG	1139/40.7	1132/40.4
Rebound Margin	+0.3	-
Assists/APG	344/12.3	359/12.8
Turnovers/TPG	468/16.7	508/18.1
TO Margin	+1.4	-
Assist/TO ratio	0.7	0.7
Steals/SPG	264/8.4	282/10.1
Blocks/BPG	148/5.3	117/4.2

ranking her fourth in Conference USA. She has 52 this year.

- ▶ This season, UH is on pace to record 154 blocks, a figure that would rank them third in program history.

BUTTON'S STREAK AT THE CHARITY STRIPE ...

- ▶ Freshman Roxana Button has been one of the Cougars' most consistent shooter from the free throw line this season, ranking among the top players in C-USA in free throw percentage. The Coppell, Texas, native enjoyed a great run from the free throw line earlier this season, making 29 consecutive shots.

Button's Streak at the Free Throw line

vs. Cal Poly	10-for-13 (Made last six)
vs. Boston College	0-for-0
vs. Buffalo	6-for-6
vs. Akron	6-for-6
at Kansas	0-for-0
at Tulane	2-for-2
at UTEP	3-for-3
vs. UAB	0-for-0
vs. Memphis	5-for-5
at Southern Miss	2-for-3 (Missed second shot)

TAYLOR AND BUTTON HONORED BY C-USA (PART TWO) ...

- ▶ Two familiar faces highlighted the list of weekly honorees from the Conference USA office on Dec. 15 as Courtney Taylor was named C-USA Player of the Week and Roxana Button C-USA Rookie of the Week. Button shared the honor with Candace Rucker of Southern Miss. test.
- ▶ This is the second such honor for each player as swept the league honors on Nov. 17.
- ▶ Taylor scored a then career-high 22 points on 8-of-16 shooting from the floor and a 6-of-8 mark from the free throw line in Sunday affair. Additionally, the Crockett, Texas, native pulled down a game-high 15 rebounds to produce her 14th career-double double, the fifth in eight games this season. Taylor's 22 points breaks her previous high of 21 set against Southern Miss in the quarterfinals of last season's C-USA Championship.
- ▶ Button notched a career-high 18 points during the victory over Cal Poly. The Coppell, Texas, native did much of damage

from the charity stripe, where she was 10-of-13, while adding four rebounds, an assist and a steal. The scoring output tops her previous-high of 17 during UH's season opening win over Southeastern Louisiana.

CURL BECOMES MR. 300 ...

- ▶ Head coach Joe Curl collected career win 300 on Dec. 5 as the Cougars defeated Texas Southern.
- ▶ Curl is now 312-250 in 19 years of coaching.
- ▶ Curl pass UH coach Dot Woodfin for the most wins in program history during Feb. 28th's win over ECU. Woodfin notched 175 wins from 1976-85 now ranks second to Curl, who is 176-151 in 11 years on the Cougars sideline.

FAST STARTS AT HOFHEINZ...

- ▶ In their first three games this season, the Cougars got off to quick starts on their way to victories.
- ▶ Against Southeastern Louisiana, UH jumped out to a 20-4 lead during the game's first 8:57.
- ▶ Against Gardner-Webb, UH jumped out to a 16-4 lead during the game's first 8:33.
- ▶ Against Texas Southern, UH jumped out to a 15-4 lead during the game's first 6:56.
- ▶ Instead of a fast start it was a strong finish they helped the Cougars defeat Akron on Dec. 28. UH ended the first half on a 14-0 run and closed the game by scoring 19 of the game's final 28 points to seal the victory,

WIRE-TO-WIRE AT HOFHEINZ ...

- ▶ In addition to starting 2-0 for the first time since the 2004-05 season with back-to-back wins on their home court, the Cougars did not trail during their first two games at Hofheinz Pavilion.
- ▶ UH scored first in home games Southeastern Louisiana, Gardner-Webb and Texas Southern and cruised to wins. UH did not trail in any of the three contests.
- ▶ The streak was stopped at Miami scored first on a three-pointer at the 19:45 mark of the first half on Nov. 21.
- ▶ Houston also never trailed against Memphis or Rice, scoring first in those contests and racing victories

TAYLOR AND BUTTON HONORED BY C-USA ...

- ▶ The Cougars swept the first round of weekly honors handed out by Conference USA this season as Nov. 17 sophomore Courtney Taylor was named C-USA Offensive Player of the Week and freshman Roxana Button earned Rookie of the Week honors.
- ▶ Taylor averaged a double-double with 16 points and 12 rebounds in Houston's season-opening wins over Southeast Louisiana, 73-58, and Gardner-Webb, 79-58. She also shot .500 (11-of-22) from the field and .714 (10-of-14) from the free throw line. Taylor added six steals, three blocks and two assists to her totals for the two games.
- ▶ Taylor had a game-high 17 points to go along with a team-leading 10 rebounds in the SLU victory for her 10th career double-double. Against Gardner-Webb, Taylor pulled down 14 rebounds, just one shy of her career high, and recorded 15 points to make it her second double-double of the season

AROUND CONFERENCE USA

	Conference		Overall	
	W	L	W	L
SMU	12	4	19	10
UTEP	11	5	18	11
Southern Miss	11	5	18	11
Houston	11	5	19	9
UCF	11	5	13	16
Tulane	9	7	17	13
East Carolina	8	8	17	12
Marshall	8	8	15	14
Memphis	5	11	12	17
UAB	5	11	10	19
Tulsa	3	13	7	21
Rice	2	14	7	22

As of 3/3/09

2009 C-USA CHAMPIONSHIP BRACKET

FIRST ROUNDS - THURSDAY, MARCH 5

Morning Session

- Game 1: (8) East Carolina vs. (9) UAB, 12 p.m.
- Game 2: (5) UCF vs. (12) Rice, 2:30 p.m.

Afternoon Session

- Game 3: (6) Tulane vs. (11) Tulsa, 5:30 p.m.
- Game 4: (7) Marshall vs. (10) Memphis, 8 p.m.

QUARTERFINALS - FRIDAY, MARCH 6

Morning Session

- Game 5: winner G1 vs. (1) SMU, 12 p.m.
- Game 6: winner G2 vs. (4) Houston, 2:30 p.m.

Afternoon Session

- Game 7: winner G3 vs. (3) Southern Miss, 5:30 p.m.
- Game 8: winner G4 vs. (2) UTEP, 8 p.m.

SEMIFINALS - SATURDAY, MARCH 7

- Game 9: Game 9 - winner of game 5 & 6 (CBS C), 2:00 p.m.
- Game 10: Game 10 - winner of game 7 & 8 (CBS C), 4:30 p.m.

CHAMPIONSHIP - SUNDAY, MARCH 8

- Game 11: Game 11 - winner of game 9 & 10 (ESPN2), 2:30 p.m.

All times Central

C-USA PRESEASON COACHES POLL (Top Six Released)

- Southern Miss
- SMU
- UTEP
- East Carolina
- Tulane
- Marshall

PRESEASON ALL-C-USA TEAM

Jareica Hughes, UTEP*	G
Pauline Love, Southern Miss	F
LaCoya Terry, ECU	G
L'Arrissa Williams, Tulsa	F/C
Jasmine Young, East Carolina	G

**-Preseason Player of the Year.*

POLLING DATA (TEAMS IN BOLD ARE UH OPPONENTS)

Associated Press Top 25

• Released March 1, 2009

Rk.	Team	Record	Pts.
1.	Connecticut (45)	29-0	1125
2.	Stanford	24-4	1043
3.	Oklahoma	25-3	999
4.	Maryland	25-4	971
5.	Baylor	23-4	927
6.	Auburn	27-2	915
7.	Louisville	26-3	887
8.	Duke	24-4	806
9.	California	23-4	743
10.	Texas A&M	22-5	731
11.	North Carolina	25-5	710
12.	Florida State	24-6	603
12.	Ohio State	24-5	603
14.	Pittsburgh	21-6	434
15.	Texas	20-8	408
16.	Xavier	25-5	363
17.	South Dakota State	27-2	324
18.	Arizona State	22-6	307
19.	Tennessee	20-9	302
20.	Notre Dame	20-7	291
21.	Florida	23-6	268
22.	Vanderbilt	21-8	217
23.	Iowa State	21-7	212
24.	Virginia	22-8	194
25.	Bowling Green	25-2	74

OTHERS RECEIVING VOTES: Kansas State 63, LSU 27, Middle Tennessee State 26, Wisconsin-Green Bay 12, DePaul 10, Georgia Tech 9, Marist 7, Michigan State 7, Virginia Commonwealth 2, Florida Gulf Coast 1, Gonzaga 1, Purdue 1, San Diego State 1, Temple 1

ESPN/USA Today Top 25

• Released March 2, 2009

Rk.	Team	Record	Pts.
1.	Connecticut (31)	30-0	775
2.	Stanford	24-4	730
3.	Oklahoma	25-3	701
4.	Maryland	25-4	673
5.	Auburn	27-2	642
6.	Baylor	23-4	606
7.	Louisville	27-3	583
8.	Texas A&M	22-5	557
9.	California	23-4	534
10.	Duke	24-4	509
11.	North Carolina	25-5	447
12.	Ohio State	24-5	425
13.	Florida State	24-6	381
14.	South Dakota State	28-2	343
15.	Xavier	25-5	316
16.	Texas	20-8	247
17.	Notre Dame	21-7	232
18.	Florida	23-6	209
19.	Pittsburgh	22-6	195
20.	Virginia	22-8	167
21.	Kansas State	21-6	152
22.	Iowa State	21-7	143
23.	Vanderbilt	21-8	119
24.	Tennessee	20-9	107
25.	Bowling Green	25-2	96

OTHERS RECEIVING VOTES: Arizona State 76, Middle Tennessee State 48, Marist 32, Wisconsin-Green Bay 16, DePaul 5, LSU 2, Boston College 2, Arkansas-Little Rock 2, Gonzaga 1, Mississippi State 1, North Carolina A&T 1

and 11th overall.

- ▶ Button averaged 14.5 points and 4.0 rebounds per game, while shooting .526 percent (10-of-19) in her Cougar debut. She also registered five assists and four steals as well as hit eight of her 10 attempted free throws (.800).
- ▶ Button tied Taylor with a game-high 17 points in the Cougars' season-opening victory over Southeastern Louisiana. In addition, she hit .727 percent (8-of-11) of her field goals and hauled down three rebounds. Less than 24 hours later, she helped UH defeat Gardner-Webb by scoring 12 points, including hitting 7-of-8 free throws (.875), grabbing five rebounds and dishing out four assists.

HOME VS. ROAD BREAKDOWN ...

- ▶ The Cougars are 12-2 at home this season, while they are 5-6 on the road.
- ▶ The win at North Texas on Dec. 2 snapped a six-game losing skid, dating back to last season, for UH away from Houston.
- ▶ The 11-0 start was best since the 1991-92 Cougars started 12-0 at Hofheinz Pavilion.

THE COUGARS AT HOME (12-2)...

Category	Houston	Opp.
Scoring	984	830
PPG	70.3	59.3
Scoring Margin	+11.0	-
Field Goals-Attempt	348-847	313-861
Field Goal Pct.	.411	.364
3PT FGs-Attempts	64-201	54-206
3PT FG Pct.	.318	.262
3PT FG MPG	4.6	3.9
Free Throw Pct.	.677	.652
Rebounds/RPG	586/41.9	580/41.4
Rebound Margin	+0.4	-
Assists/APG	183/13.1	165/11/8
Turnovers/TPG	232/16.6	277/19.8
TO Margin	+3.2	-
Assist/TO ratio	0.8	0.6
Steals/SPG	149/10.6	145/10.4
Blocks/BPG	86/6.1	51/3.6

THE COUGARS ON THE ROAD (5-6)...

Category	Houston	Opp.
Scoring	768	787
PPG	64.0	65.6
Scoring Margin	-1.6	-
Field Goals-Attempt	300-736	289-714
Field Goal Pct.	.408	.405
3PT FGs-Attempts	42-128	56-164
3PT FG Pct.	.328	.341
3PT FG MPG	3.5	4.7
Free Throw Pct.	.643	.725
Rebounds/RPG	463/38.6	467/38.9
Rebound Margin	-0.3	-
Assists/APG	138/11.5	170/14.2
Turnovers/TPG	193/16.1	196/16.3
TO Margin	+0.3	-
Assist/TO ratio	0.7	0.9
Steals/SPG	105/8.8	118/9.8
Blocks/BPG	48/4.0	56/4.7

PLAYER-BY-PLAYER BREAKDOWN

RYAN BRADLEY (6-2 / C)

One of only three returning upperclassmen on the team, Bradley could be featured more this season than her previous two seasons. She has the ability to impact the game as a nice complement to Hill in the low block, but will need to made strides in rebounding and defense.

ROXANA BUTTON (5-9 / G)

As a true freshman, Button could be a valuable reserve for the Cougars in her rookie season. She is a smart player with good basketball sense and the versatility to play either of the guard spots.

COBILYN HILL (6-3 / C)

Has a chance to become a inside presence after a rookie campaign that saw her net Conference USA All-Freshman Team honors. Defensively a dominant force in the middle, who is quickly moving up the career blocked shots list after swatting 67 her first season. A developing offensive force, Hill averaged 7.9 points per game and should be a bigger cog in the Cougar offense.

ZANE JAKOBSONE (6-1 / G)

The lone senior on this year's squad is a sharpshooter from the perimeter and will see more action this season after transferring from Trinity Valley Community College. The Latvia native is tall guard, who should provide a lift with both her defense and rebounding.

JASMINE JOHNSON (5-6 / G)

With the departure of a pair of senior guards from last year's squad, Johnson is one of the players expected to fill the hole as the primary ball handler on the team. A solid defender who prides herself in taking care of the ball and getting her teammates involved.

ASHLEE' JOSEPH (6-0 / F)

Joseph is another of the few upperclassmen on the young team, who will make her biggest impact on the floor as a rebounder. Compared by coaches to a Charles Barkley-type of player, she is a solid performer on the low block where she will get significant playing time in the frontcourt rotation.

PORSCHIE LANDRY (5-5 / G)

A member of the incoming class of freshmen, Landry is another ball handler who will see action at the point. She is a gifted passer who can run the break and help in the transition game as well as beat opponents with a quick first step.

BRITTANY MASON (5-5 / G)

Mason is a two-sport athlete at UH, running hurdles for the track and field team in addition to her exploits on the hard court. A local product from LaPorte, Texas, Mason will be an impact player on the offensive and defensive glass as well as many times being paired against the opposition's top offensive weapon.

LESSLEE MASON (6-0 / F)

After spending the first two seasons of her collegiate career at Ohio State, Mason will sit out this season per NCAA rules. A big-bodied post player who was highly recruited out of high school, Mason could be a big factor in the Cougar inside game and provide a perfect complement to Hill.

MEGAN MORTON (5-10 / G)

Morton is a swing guard who has the ability to play both at the point and off guard spots. A solid competitor, Morton does many of the little things on the court well, including defense and playing without the ball.

BRITTANY SCOTT (5-6 / G)

One of the quickest players on the court, Scott is another player who coaches expect big things from in her second year on campus. Scott is a scorer and should see much more time on the court at both the point and shooting guard spots.

COURTNEY TAYLOR (6-0 / G/F)

UH's most consistent player from a year ago, Taylor is healthy entering the 2008-09 campaign and should contend for All-Conference honors after being named to the league's All-Freshman team a year ago. A former McDonald's High School All-American, Taylor is an impact player on both sides of the ball and is expected to be among the conference leaders in both scoring and rebounding.



JOE CURL

HEAD COACH • 11TH SEASON

Time apart from something you love is difficult, so that is the reason the 2008-09 season will be a special one for Joe Curl, who enters his 11th season at the help of the Houston women's basketball program.

A year ago a heart attack just prior to the start of the season forced Curl to watch his team take the court without him, but it also gave him a unique perspective coming into this season.

"I almost feel like a player again to a certain extent, with the anxiousness and excitement for the season to get started. I can't remember the last time I was this really focused and excited about the University of Houston and our basketball team and really everything about our university."

The 2008-09 campaign could also be a milestone year for Curl, as he enters the season trailing Dot Woodfin, who coached the Cougars from 1976-85, by just 18 wins for the most career coaching victories in program history. Curl starts the year with a career mark of 157-142 (.525). He has coached in 299 games at Houston, making him the most experienced court general in program history. In 18 years, he has 295 career wins, ranking him fourth among active coaches in Conference USA.

He has led the Cougars to a combined 141-98 (.590) record over the past seven seasons. During that span, UH has made back-to-back WNIT appearances (2001, 2002), including a battle against Oregon for the 2002 Championship, and two NCAA Tournament appearances (2004, 2005).

He was named National Coach of the Year by the Associated Press, Basketball Times, USBWA, ESPN.com and C-USA following UH's record-setting 28-4 campaign in 2003-04.

That year, UH won the C-USA regular season and tournament crowns, earning the Cougars a No. 3 seed in the 2004 NCAA Tournament.

Former standout Chandi Jones (2000-04) was named the C-USA Female Athlete of the Decade. Jones is one of only five UH basketball players, male or female (Otis Birdsong, Clyde Drexler, Elvin Hayes, Hakeem Olajuwon) to have their jersey retired.

Curl came on board following the 1997-98 season, which marked UH's sixth-straight season finishing with a .500 record or below. Although the program struggled in his first two seasons, earning a 5-22 (1-15 C-USA) mark in 1998-99 and a 7-21 (3-13 C-USA) finish during 1999-2000, Curl turned that into a 19-12 (10-6 C-USA) record during 2000-01.

That turnaround was cited as one of the biggest surprises in all of Division I women's basketball that season.

In addition to earning a trip to the postseason for the first time in nearly 10 years, the Cougars boasted a starting lineup which included four starters who averaged over 10 points per game, two All-C-USA selections (Chandi Jones, Monet Sykes) and the C-USA Freshman of the Year (Jones).

The Cougars have continued to increase their level of play since Curl's arrival, adding such national powerhouses as Alabama, Colorado, Duke, Georgia, Iowa, LSU, Louisiana Tech, Michigan State, Purdue, Texas, Texas Tech and Wisconsin.

Curl is quick to credit his coaching staff and the support group around him for the vast improvements in the program's rise to the success.

"I'm not sure that I've accomplished anything," Curl said. "As a staff, team and program, we have really made tremendous progress on all fronts. From an academic standpoint, which is a top priority of this team, the overall direction of the program is up and in a very steady climb."

In addition to the improved level of academic responsibility by his athletes over the past few years at Houston, community service by his players has also become a major priority.

Before becoming a member of his team, each potential student-athlete and staff member knows that Curl expects excellence both on and off the court. Each player is expected to give a minimum of 50 hours of community service per academic year. In most cases, the players far surpass that minimum.

"It's funny," Curl said. "The years we have higher hours of community service are the years where we have a better record. I believe that when you give, you get back."

The Cougars participate in various functions on and around campus throughout the year, from hosting barbeques for alumni and fellow student-athletes prior to Cougars home football games to visiting area schools and talking to kids about the pressures of growing up.

Following every home game at Hofheinz Pavilion—whether they win or lose—the Cougars remain on the court for over an hour signing autographs and meeting with their fans.

"There's a great saying from an old coach that I truly believe in," Curl said. "People do not care how much you know until they know how much you care. Until they know you care, it doesn't make any difference how smart you are or who you are. It's all about caring."

In 19 seasons as head coach at the collegiate level, Curl has compiled a record of 295-242 (.549). He joined UH after two years as the men's coach at Blinn College in Brenham, Texas. After a slow first year, Curl led the Blinn men to the playoffs in 1998.

As the women's head coach at Blinn from 1994-1996, Curl led four players to All-Conference honors and three earned All-Region selections while turning a .500 program into a 20-game winner. Prior to that, in 1993-94, he led the Stephen F. Austin women's team to the Southland Conference title and a bid in the NCAA tournament while picking up Southland Conference Coach of the Year honors along the way.

Before joining the staff at SFA, he coached the women's basketball team at Trinity Valley Community College in Athens, Texas, for three seasons and led the team to the Texas Eastern Conference Championship. At Trinity Valley CC, he coached five junior college All-Americans, 10 All-Region XIV players and 14 All-Conference selections. The Lady Cardinals were ranked No. 1 in the nation during the 1992-93 season, and Curl was twice named Conference Coach of the Year.

Curl earned a bachelor's degree from Wayne State in 1978 and a master's degree from the University of Central Oklahoma. An accomplished athlete in his own right, Curl lettered nine times in varsity high school sports, holds three records in track and was second in scoring and rebounding in the history of South Sioux City High School in his hometown of South Sioux City, Nebraska.

He and his wife, Lesa, have two daughters, Angela and Jennifer. Angela was a four-year letterwinner for the Cougars from 1998-2003, while Jennifer also is a UH graduate.

THE CURL FILE

- 11th season at UH.
- His 175 wins are tied with UH Dot Woodfin (175 wins/1976-85) for the most wins in program history.
- His 312 career wins rank him fourth among active coaches in Conference USA.
- Only coach in UH history to lead his team to more than two postseason berths.

• BIRTHDATE

Dec. 1, 1954 (South Sioux City, Neb.)

• EDUCATION

1978 - B.A. degree from Wayne State (N.D.)

1990 - M.A. degree from Central Oklahoma

• FAMILY

Wife: Lesa

Daughters: Angela (27) and Jennifer (26)

• HEAD COACHING CAREER

1998-Pres.	Houston
1996-98	Blinn College (Men)
1994-96	Blinn College (Women's)
1993-94	Stephen F. Austin (Women's)
1990-93	Trinity Valley CC (Women's)

• COACHING HONORS AT UH

- 2004 *Associated Press* Coach of the Year
- 2004 USBWA Coach of the Year
- 2004 C-USA Coach of the Year
- 2004 ESPN.com Coach of the Year
- 2004 *Basketball Times* Coach of the Year

YEAR-BY-YEAR RECORD

Year	School	W-L	Pct.
1990-91	Trinity Valley CC	17-12	.586
1991-92	Trinity Valley CC	23-7	.767
1992-93	Trinity Valley CC	26-4	.867
1993-94	Stephen F. Austin	23-7	.767
1994-95	Blinn College	11-17	.393
1995-96	Blinn College	20-11	.645
1996-97	Blinn College	5-24	.172
1997-98	Blinn College	13-18	.419
1998-99	Houston	5-22	.185
1999-00	Houston	7-21	.250
2000-01	Houston	19-13	.594
2001-02	Houston	26-8	.765
2002-03	Houston	15-13	.534
2003-04	Houston	28-4	.875
2004-05	Houston	21-9	.700
2005-06	Houston	12-17	.414
2006-07	Houston	9-19	.321
2007-08	Houston	15-16	.484
2008-09	Houston	19-9	.679
19 Seasons		314-251	.556

GAME 1 • Nov. 14, 2008 • Hofheinz Pavilion • Houston, Texas

	Southeastern Louisiana	58
	Houston	73

HOUSTON -Led by the 10th career double-double from sophomore forward Courtney Taylor, the University of Houston women's basketball team turned up a winner in its season opener, defeating Southeastern Louisiana, 73-58, at Hofheinz Pavilion.

Taylor posted 17 points on the night on 7-of-15 shooting from the field and added 10 rebounds to start her sophomore campaign off in similar fashion to her freshman year, which saw her garner Conference USA All-Freshman Team honors.

The Cougars (1-0) got the new year off to a running start on both offense and defense as UH used four quick points from freshman Roxana Button to build a 9-0 lead before the Lady Lions were able to score on a pair of free throw attempts at the 16:49 mark. Button finished the contest tied with Taylor for the game-high with 17 points.

The lead swelled to as much as 16-2 as the Cougar defense clamped down to not allow a Lady Lion field goal until SLU's Bethany Sinclair scored with 12:29 remaining before halftime. The UH defensive pressure forced Southeastern to misfire on its first 10 shots from the field.

Jasmine Johnson's three-pointer at 9:54 pushed the lead to 23-5 in favor of the home team, but a quick 4-0 run by SLU narrowed the advantage to 23-9.

Button continued her first half surge, draining a long distance shot with 4:28 on the clock before intermission, to push the lead to 19. The Coppell, Texas, native was potent in her first half as a Cougar leading the way with 15 points on 7-of-9 first half shooting. Her hot shooting sent UH to the locker room at intermission with a 41-25 lead.

For the half, the Cougars shot and impressive 42.7 percent (17-of-36) from the floor, while their defense was stifling, holding the Lady Lions to only 6-of-24 shooting (26.7 percent).

On the opening possession of the second half, sophomore Cobilyn Hill buried a short jumper to extend the home advantage to 18 points, but the Lady Lions roared back with a 10-2 run to cut the lead to 10 at 45-35 with 14:13 to play.

The Cougars stayed hot in the second half, making 14-of-30 field goal attempts, but were very balanced in the scoring department with Taylor and Hill, joining sophomore Brittney Scott and freshman Porsche Landry with six points apiece.

The victory was especially sweet for UH head coach Joe Curl, who missed all of last season with health issues.

Houston improves to 26-8 all-time in season openers and 29-5 in home openers.

Southeastern Louisiana (0-1)												
	Min	FG	3FG	FT	R	F	A	TO	B	S	TP	
Carlin*	28	6-18	0-1	2-2	9	1	2	1	0	1	14	
Weaver*	17	1-4	0-0	3-4	1	3	0	2	1	1	5	
Sindair*	22	3-8	0-0	4-4	3	0	1	3	0	2	10	
Mitchell*	25	1-2	1-2	4-4	3	3	1	8	0	3	7	
Thomas*	23	3-10	0-4	4-4	5	3	0	2	0	0	10	
Jenkins	15	1-1	0-0	0-2	1	2	5	1	0	1	2	
Hix	21	0-5	0-3	0-0	3	1	0	2	0	0	0	
Stewart	7	1-2	0-0	0-0	3	0	0	0	1	1	2	
Edmonson	13	1-3	1-3	3-4	3	0	0	3	0	0	6	
Mackie	10	0-0	0-0	0-0	7	3	0	1	0	0	0	
Ivory	19	1-4	0-0	0-0	6	1	0	1	0	1	2	
Team					3							
Totals	200	18-57	2-13	20-24	47	17	9	24	1	10	58	

Houston (1-0)												
	Min	FG	3FG	FT	R	F	A	TO	B	S	TP	
Taylor*	35	7-15	0-1	3-6	10	3	2	0	2	5	17	
Hill*	17	3-6	0-0	0-1	6	3	0	0	3	0	6	
Scott*	22	2-9	1-5	2-4	3	2	2	2	0	0	7	
Landry*	28	3-5	1-1	2-3	3	4	1	3	0	2	9	
Button*	26	8-11	1-2	0-0	3	4	1	3	0	3	17	
Morton	12	0-4	0-2	0-0	0	0	1	0	0	0	0	
Jakobson	9	1-2	0-1	0-0	0	2	0	0	1	0	2	
Mason	20	1-3	0-0	0-0	7	1	5	3	2	1	7	
Joseph	11	3-4	0-0	0-0	1	1	0	1	0	0	6	
Bradley	2	0-0	0-0	0-0	0	1	0	1	0	0	0	
Johnson	18	3-7	1-1	0-0	2	1	1	3	0	0	2	
Team					3							
Totals	200	31-66	4-13	7-14	36	22	13	16	8	11	73	

Halftime: Houston 41, SLU 25. FG%: Houston 47.0, SLU 31.6. 3FG%: Houston 30.8, SLU 15.4. FT%: SLU 83.3, Houston 50.0. Officials: Mary Day, Eric Brewton, Bryan Enterline. Technicals: None. Att.: 429

GAME 2 • Nov. 15, 2008 • Hofheinz Pavilion • Houston, Texas

	Gardner-Webb	58
	Houston	79

HOUSTON -Led by the balanced scoring attack which featured four players in double-figure scoring, the University of Houston women's basketball team improved to 2-0 for the first time since the 2004-05 season by defeating Gardner-Webb, 79-58, at Hofheinz Pavilion.

Sophomores Cobilyn Hill and Courtney Taylor each recorded double-doubles in the contest, with Hill scoring 18 points on 7-of-14 shooting with 13 rebounds and Taylor registering her 11th career double-double, producing 15 points and 14 boards.

Freshman standouts Roxana Button and Porsche Landry contributed with 12 points each, while sophomore Brittney Scott made 6-of-12 field goals, including a 4-of-7 mark from long distance, to end play with 17 points.

Button, who has tallied 29 points in her first two games as a Cougar, made it an early 7-4 lead with 18:11 to play in the opening period as she drained a three pointer. The Coppell, Texas, native made it 9-4 as she followed the trey with a long jumper, while fellow freshman Porsche Landry made back-to-back driving layups to spearhead a 11-0 run by the Cougars and force a Gardner-Webb timeout with UH leading 15-4.

Out of the break, the Runnin' Bulldogs went on a 6-0 spurt of their own to cut the home lead to only six at 16-10, but UH sophomore Brittney Scott stopped the bleeding with a three-pointer at the 9:16 mark.

Following a GWU bucket, it was Scott again who made an impression of the scoreboard, draining her second long distance field goal of the contest to put the Cougars back up by double digits at 22-12 with 8:01 to play.

A Taylor layup pushed the lead to 12, but a 9-1 run by Gardner-Webb shrunk the UH lead to 25-21 with just 3:56 before intermission.

Landry countered with four straight points for the Cougars and added a fast break assist for a streaking lay-up by Scott to make it a 6-0 UH run.

Four successful free throw attempts from Button and Taylor sent UH to the locker room with a 35-24 advantage.

Out of the intermission, the Cougars took eight of the period's first 10 points to build a 43-26 lead.

The game turned into a three point shootout contest during the middle of the second half with Jasmine Johnson and Scott dialing long distance for the Cougars while Courtney Epps and Ashley Falknor of Gardner-Webb also converted from beyond the arc.

UH's advantage slimmed to just 10 on a jumper by GWU's Margaret Roundtree, but Houston was able to get a nice basket from Hill on the low block and a three pointer from Scott to rebuild the lead to 15 points at 62-47 with 8:33 to play.

Down the stretch it was all UH as the Cougars outscored Gardner-Webb 16-3, yielding only one field goal in the final second of the contest.

For the game, Houston shot 37.9 percent from the field (25-of-66) while the Runnin' Bulldogs made 23-of-77 shots for 29.9 percent.

Gardner-Webb (0-1)												
	Min	FG	3FG	FT	R	F	A	TO	B	S	TP	
Pope*	22	2-4	0-0	0-0	3	5	1	1	1	0	4	
Montgomery*	10	0-5	0-1	0-0	2	2	0	0	0	0	0	
Burnett*	21	1-4	0-2	2-2	2	0	6	4	0	2	4	
Landry*	14	1-8	0-1	0-0	2	1	0	1	0	0	2	
Epps*	22	6-13	3-5	1-2	4	3	1	3	0	0	16	
Powlionyte	34	4-13	1-3	2-2	7	4	2	2	1	1	11	
Hudson, D.	22	2-9	0-2	0-0	2	1	2	2	0	1	4	
Falknor	15	2-6	2-3	0-0	9	0	1	1	1	0	6	
Hudson, M.	9	1-1	0-0	0-0	1	4	1	1	0	0	2	
Roundtree	25	4-11	0-2	1-4	10	3	1	1	0	1	9	
Winkler	6	0-3	0-0	0-0	2	0	0	0	0	0	1	
Team					6							
Totals	200	23-77	6-19	6-10	50	23	15	17	3	6	58	

Houston (2-0)												
	Min	FG	3FG	FT	R	F	A	TO	B	S	TP	
Taylor*	32	4-7	0-1	7-8	14	0	0	1	1	1	15	
Hill*	30	7-14	0-0	4-6	13	3	0	3	6	0	17	
Scott*	28	6-12	4-7	1-4	2	1	1	0	0	2	17	
Landry*	25	4-10	0-2	4-4	5	4	7	4	0	1	12	
Button*	30	2-8	1-4	7-8	5	3	4	3	0	1	12	
Morton	1	0-1	0-0	0-0	0	0	0	0	0	0	0	
Jakobson	7	0-3	0-2	0-0	1	0	0	0	0	0	0	
Mason	7	0-0	0-0	0-0	4	0	0	2	0	1	0	
Joseph	10	0-2	0-0	0-0	0	1	0	0	0	1	0	
Bradley	2	1-1	0-0	0-0	0	1	0	0	0	0	2	
Johnson	28	1-8	1-3	0-0	3	0	3	2	1	1	3	
Team					1							
Totals	200	25-66	6-19	23-30	51	13	15	14	8	8	79	

Halftime: Houston 35, GWU 24. FG%: Houston 37.9, GWU 29.9. 3FG%: Houston 31.6, GWU 31.6. FT%: Houston 76.7, GWU 60.0. Officials: Tommy Salerno, Scotty Hermann, Kristen McKenan. Technicals: None. Att.: 378

GAME 3 • Nov. 19, 2008 • Gill Coliseum • Corvallis, Ore.

	Houston	47
	Oregon State	69

CORVALLIS, Ore. - In its first road trip away from Hofheinz Pavilion of the season, the University of Houston women's basketball team could not overcome a rough first half as it fell to Oregon State, 69-47, at Gill Coliseum in Corvallis, Ore.

The setback dropped the Cougars record this season to 2-1, while Oregon State improved to 2-0 on the year.

Sophomore Courtney Taylor narrowly missed her third straight double-double to kick off the season, leading UH with 16 points on 6-of-11 shooting, while pulling down right rebounds.

Unlike the first two games of the season in which the Cougars were able to control the opening moments of the half, UH found itself on the wrong end of a great start out of the gate as the Beavers jumped out to 9-2 lead.

Eight early turnovers by UH and sizzling shooting by the home-standing Beavers, who connected on six of their first 12 field goals helped OSU build a 20-6 lead. Ball handling issues plagued the Cougars throughout the first half as they were guilty of 14 turnovers during the game's first 20 minutes.

The run got worse for the visitors after Roxana Button's jumper at the 15:03 mark was the last points the Cougars scored for 6:55, allowing OSU to maintain a 16-0 run that left them up 29-6 to 14 to play in the period.

OSU's Talisa Rhea, the reigning Pac-10 Player of the Week, continued her hot shooting which earned her the award a week ago, draining four three-pointers in the half to lead all scorers at the break with 12 points. Rhea led OSU on the night with 18 points, while teammate Alex Mitchell added 16.

Rhea's shooting was typical of the Beavers during the opening period as they made 16-of-32 shots to shot 50 percent from the field, while UH was unable to find its groove, finding the target on only six of 25 first half shot attempts. OSU was also made 10-of-12 attempts from the free throw line.

Oregon State took a commanding 46-18 lead into the intermission.

During the second half, sophomore forward Courtney Taylor began to make her presence felt on the offensive end as scored seven early points in the half and the Cougars were able to regain their composure after the sluggish opening period.


The Cougars found their game after halftime, outscoring OSU 29-33 in the second half, shooting 13-of-32 (40.6) from the field.

Freshman Roxana Button contributed eight points, while sophomore Cobilyn Hill produced seven in the loss.

Houston (2-1)												
	Min	FG	3FG	FT	R	F	A	TO	B	S	TP	
Taylor*	33	6-11	1-1	3-4	8	2	2	2	2	0	16	
Hill*	20	3-9	0-0	1-1	3	3	0	0	0	1	7	
Scott*	28	1-7	0-4	0-0	2	0	2	6	0	0	2	
Landry*	25	2-5	0-0	0-0	1	3	4	6	0	1	4	
Button*	34	2-10	1-5	3-6	3	4	0	3	0	0	8	
Jakobson	9	0-1	0-1	0-0	0	0	0	0	0	0	0	
Mason	19	2-4	0-0	0-0	4	2	0	1	0	4	4	
Joseph	15	2-4	0-0	0-2	4	2	0	2	0	0	4	
Johnson	17	1-6	0-3	0-0	3	1	0	1	0	1	2	
Team					2							
Totals	200	19-57	2-14	7-13	30	17	8	21	2	7	47	

Oregon State (2-0)												
	Min	FG	3FG	FT	R	F	A	TO	B	S	TP	
Nichols*	8	0-0	0-0	0-0	2	0	0	1	0	0	0	
Ducker*	30	2-5	0-0	3-6	13	2	1	1	1	4	7	
Fox-Griffin*	36	4-10	0-1	0-0	6	0	7	8	0	4	8	
Rhea*	36	5-13	4-9	4-4	6	0	4	1	1	2	18	

GAME 4 • Nov. 21, 2008 • Hofheinz Pavilion • Houston, Texas

	Miami (Fla.)	64
	Houston	70

Houston - Sophomore forward Courtney Taylor racked up her third double-double of the season and her Cougar teammates connected on a season-high eight three-point baskets, including seven after halftime, as the University of Houston women's basketball team improved to 3-0 at Hofheinz Pavilion by defeating Miami, 70-64.

The Cougars were led by a balanced scoring attack that featured four players in double-figure scoring, led by Taylor, who finished play with 16 points on a 5-of-13 shooting night. For Taylor, her efforts on the boards resulted in a personal best 17 rebounds topping a 15-board effort a season ago.

Sophomore Jasmine Johnson posted a season-best 13 points on the night, while freshman guard Porsche Landry contributed 13 and sophomore guard Brittney Scott added 12.

Unlike their first two games at home, the Cougars did not get off to a running start, trailing for the first time at Hofheinz Pavilion this season during the game's opening minute as UM's LaToya Cunningham drained a three-pointer. The lead for the visitor's climbed to as high as six at 10-4 with 16:45 to play.

Houston (3-1) rallied after the slow start as a jumper by Jasmine Johnson sparked a 9-0 run for the Cougars to leave them with a 13-10 advantage with 12:05 to play.

Johnson, who was UH's best player in the first half, stretched the lead to five with 3:57 before intermission as she converted her fourth field goal of the half, while being fouled. Johnson made the ensuing free throw to give her a team-leading 10 points in the opening period. At the intermission the Cougars held a 34-30 lead.

Following the break, the 'Canes jumped out on a 7-2 run give them their first lead since early in the ballgame, 37-36, with 18:16 on the clock. UH sophomore Brittney Scott stopped the bleeding with a three-pointer to regain the lead for the home team at 39-37.

Scott connected on another long distance shot at the 15:50 mark to again give the lead back to the Cougars at 44-42.

The barrage from long distance continued as senior Zane Jakobson hit a long jumper just inside the three-point range and on the next trip down the trip Scott nailed her fourth shot from long distance to put the Cougars up five at 58-53 with 8:53 to play.

Jakobson, the only senior on the UH roster, contributed eight points by going 3-of-4 from the field, including a 2-of-3 mark from three-point range. During the second half, UH was lethal from distance by draining seven three-point baskets after going 1-of-8 from distance in the game's opening 20 minutes.


UH made seven of eight free throws, including five by Landry, during the final 43 seconds to seal its third victory of the year.

Miami (1-2)												
Min	FG	3FG	FT	R	F	A	TO	B	S	TP		
Johnson*	36	7-17	0-1	7-8	7	3	6	1	1	7	21	
Drake*	24	4-6	0-0	1-2	9	3	0	3	0	1	9	
Clark*	28	4-7	0-0	2-5	8	4	2	3	1	1	10	
Blair*	28	0-2	0-0	0-0	5	4	2	2	0	2	0	
Cunningham*	37	6-17	3-11	0-0	1	2	4	0	3	15		
Moore	4	1-1	0-0	0-0	2	0	0	0	0	2		
Williams	15	2-8	0-4	0-0	3	1	0	3	1	0	4	
Sours	6	0-2	0-0	0-0	3	1	0	1	0	0	0	
Barnes	20	1-5	0-0	1-4	2	3	0	0	0	0	3	
Bullock	2	0-0	0-0	0-0	0	1	0	1	0	0	0	
Team					5							
Totals	200	25-65	3-16	11-19	45	21	12	18	3	14	64	

Houston (3-1)												
Min	FG	3FG	FT	R	F	A	TO	B	S	TP		
Taylor*	32	5-13	0-0	6-7	17	3	3	3	1	2	16	
Hill*	11	1-1	0-0	0-0	0	4	0	1	0	0	2	
Scott*	32	4-14	4-10	0-0	3	1	1	2	0	0	12	
Landry*	19	3-12	0-3	7-8	2	1	1	2	0	4	13	
Button*	16	1-5	0-1	2-4	3	3	0	1	0	2	4	
Jakobson	23	3-4	2-3	0-0	1	2	2	3	0	1	8	
Mason	25	1-3	0-0	0-0	4	0	2	1	2	0	2	
Joseph	15	0-3	0-0	0-0	4	1	0	0	0	0	0	
Johnson	27	5-9	2-2	1-2	4	2	2	4	1	1	13	
Team					5							
Totals	200	23-64	8-19	16-21	43	17	11	17	4	10	70	

Halftime: Houston 34, Miami 30. FG%: Miami 35.8, Houston 35.9.
 3FG%: Houston 42.1, Miami 18.8. FT%: Houston 76.2, Miami 57.9.
 Officials: Trammell, Worthingham, Merrick
 Technicals: None
 Att.: 433

GAME 5 • Nov. 25, 2008 • Daniel-Meyer Coliseum • Fort Worth, Texas

	Houston	72
	No. 22 TCU	91

FORT WORTH, Texas - No. 22 TCU used a blazing hot shooting performance, firing at 57.6 percent as a team from the floor, to hand the University of Houston women's basketball team a 91-72 defeat at Daniel-Meyer Coliseum.

The Cougars did not get off to a good start in the road environment, as the Horned Frogs were lifted by a pair of early three-point baskets and jumped out to an 8-0 advantage.

UH fought back as freshman Porsche Landry finally got the Cougars on the board at the 17:20 mark and sophomore Courtney Taylor scored on the next possession to get the Cougars offense in gear; however, the Cougars still trailed at the first media time out 13-6. Landry finished play with 10 points on the night, while Taylor added 14.

Sophomore guard Roxana Button lead the way for UH with 16 points on 6-of-10 shooting from the field.

The TCU lead swelled to as many as 13 but UH remained resilient with back-to-back three point buckets from Landry to cut the lead to 27-22 with 9:36 to play and forced a Horned Frog timeout.

After a quick basket out of the break by TCU, the comeback effort continued as junior Ashlee Joseph nailed back-to-back long jumpers to further chip away at the home, lead narrowing to just three, 29-26, with 8:07 remaining before halftime.

TCU was able to regain its composure late in the period and took control of the game with a 12-3 run to close the period and send the game to halftime with the home squad leading, 50-33. During the game's first 20 minutes, the Cougars shot well, making 14-of-35 field goals, but were unable to keep up with the Horned Frogs who shot a blistering 58.3 percent in the first half (21-of-36). At the break, TCU had three players in double-figure scoring (Ebony Mangum, Chantelle John and Rachel Rentschler), all with 10 points each.

More troubled awaited the Cougars out of the break, as they were guilty of six turnovers in the first five and half minutes of the second half allowing TCU to build a 70-42 advantage. The Horned Frogs remained red hot from the floor in the second half as they made nine of their first 13 shots after halftime.

An 8-0 run sparked by three pointers from Megan Morton and Button attempted to get the Cougars back in the game leaving them down 73-56 with just over nine minutes remaining. The run, however, proved to not be enough as TCU held on for its fifth victory of the season.


The Cougars shot 46 percent for the game, converting 29-of-63 shots from the field.

Houston (4-2)												
Min	FG	3FG	FT	R	F	A	TO	B	S	TP		
Hill*	10	0-1	0-0	0-2	5	0	0	1	0	0	0	
Scott*	23	4-10	1-6	0-0	2	1	1	0	0	0	9	
Landry*	4-7	2-3	0-0	0-0	1	2	3	5	0	0	10	
Button*	39	5-10	2-5	4-4	1	1	3	6	0	3	16	
Taylor*	34	6-12	0-0	2-4	4	1	3	3	0	2	14	
Morton	16	3-7	1-4	0-0	3	2	3	1	0	0	7	
Jakobson	11	1-3	1-3	0-0	3	1	1	0	0	1	3	
Mason	4	0-1	0-0	0-0	2	4	0	0	0	0	0	
Joseph	21	4-8	0-0	0-0	6	2	1	1	0	1	8	
Bradley	2	0-0	0-0	0-0	0	0	0	0	0	0	0	
Johnson	16	2-4	1-2	0-1	2	1	2	4	0	1	5	
Team					3							
Totals	200	29-63	8-23	6-1	32	15	17	21	0	8	72	

TCU (5-0)												
Min	FG	3FG	FT	R	F	A	TO	B	S	TP		
Garoutte*	19	3-8	0-0	6-6	3	1	3	0	2	0	12	
Chantelle*	24	6-8	0-0	1-2	4	2	1	0	2	0	13	
Sverrisdottir*	24	4-6	2-2	0-0	5	3	2	2	1	2	10	
Laffeur*	32	8-11	3-5	3-3	3	1	4	3	0	5	22	
Mangum*	26	4-7	0-2	2-2	4	1	4	3	0	3	10	
Thompson	10	0-1	0-0	0-1	1	0	1	3	0	0	0	
Sims	1	0-0	0-0	0-0	0	0	0	0	0	0	0	
Carter	19	1-4	0-2	2-2	2	1	2	1	0	1	4	
Moore	8	1-2	0-1	3-4	0	1	0	0	0	2	5	
Omotola	4	0-0	0-0	0-0	1	0	0	0	0	0	0	
Rentschler	28	7-12	1-3	0-0	5	2	3	3	0	1	15	
Younger	5	0-0	0-0	0-0	1	1	0	0	0	0	0	
Team					1							

Halftime: TCU 50, Houston 33. FG%: TCU 57.6, Houston 46.0.
 3FG%: TCU 42.9, Houston 34.8. FT%: TCU 85.0, Houston 54.5.
 Officials: Scotty Hermann, Jack Jones, Julie Sharp
 Technicals: None
 Att.: 1940

GAME 6 • Dec. 2, 2008 • The Super Pit • Denton, Texas

	Houston	80
	North Texas	66

DENTON, Texas - Sophomore forward Courtney Taylor notched her 13th career double-double with 16 points and 12 rebounds, while freshman guard Porsche Landry netted a career-high 23 points to lead the University of Houston women's basketball team to its first road victory of the season, a 80-66 win over North Texas at the Super Pit.

The victory improves the Cougar's overall record this season to 4-2, while the Mean Green fell to 3-3. The win also moves UH head coach Joe Curl just one win away from his 300th career coaching victory.

Landry got the Cougars off to a running start during the game's opening minutes by pressing the pace of the game with six early points that left UH leading 10-5 with 16:32 to play in the opening half.

UNT took advantage of an 8-0 spurt to earn their first lead of the contest at 20-19 with 8:52 to play, but a quick jumper by UH's Zane Jakobson in transition regained the advantage for the visitors.

After the Mean Green had tied the game at 29-29, freshman guard Roxana Button came up with her lone three-point field goal of the half at the 6:13 mark to give UH a three-point advantage.

Landry and Button spearheaded a 9-0 run by the Cougars that forced a UNT timeout and left UH up 41-31 with 2:27 remaining in the half. The dynamic freshman duo was the spark for the visiting Cougars in the first half as they combined for 22 points, with Landry leading all scorers in the game's opening 20 minutes with 13 points.

The run continued after the timeout as the Cougars did much of the damage from the free throw line, where they were 10-of-12 in the first half, to take a 45-31 lead into intermission. UH's pressure defense was able to force 12 first half turnovers from the Mean Green and hold them scoreless for the final 4:52 of the first half and to just a 28.4 shooting percentage in the period.

Houston's tough defensive effort continued after the break as the Mean Green misfired on their first six field goal attempts from the field, not making a basket until the 14:20 mark.

The Mean Green recovered from its show shooting start to the half to grind away at the UH lead, cutting the Cougars advantage to single digits, 57-48, on a pair of free throws by Amber Jackson with 9:34 to play.

Houston (4-2)												
Min	FG	3FG	FT	R	F	A	TO	B	S	TP		
Taylor*	33	7-16	0-0	2-6	12	2	0	3	1	5	16	
Hill*	18	1-6	0-0	0-2	7	3	1	2	4	2	2	
Scott*	25	4-8	1-3	4-6	1	4	2	1	0	1	13	
Landry*	31	8-13	0-0	7-10	7	1	5	6	0	2	23	
Button*	28	5-9	1-2	1-2	4	3	0	2	0	0	12	
Morton	1	0-0	0-0	0-0	0	0	0	0	0	0	0	
Jakobson	8	2-4	1-2	0-0	1	2	0	1	0	0	5	
Mason	16	0-2	0-0	1-2	6	0	1	2	1	0	1	
Joseph	16	2-6	0-0	0-0	3	3	1	1	1	0	4	
Johnson	24	0-1	0-0	4-4	4	4	2	4	0	1	4	
Team					7							
Totals	200	29-65	3-7	19-32	52	22	12	22	7	11	80	

North Texas (3-3)												
Min	FG	3FG	FT	R	F	A	TO	B	S	TP		
Jackson*	34	6-15	0-0	9-10	17	3	1	4	2	3	21	
Lee*	28	4-10	1-5	3-7	5	2	0	6	0	4	12	
Hall*	15	2-6	0-0	0-0	5	2	1	3	0	0	4	
James*	23	0-9	0-4	3-4	6	3	1	3	1	1	3	
El*	16	3-6	2-3	0-0	0	2	1	3	1	0	8	
Thompson	1	0-0	0-0	0-0	0	0	0	0	0	0	0	
Buckley	8	0-3	0-3	1-2	1	1	1	0	0	0	1	
Bailey	13	0-2	0-0	0-0	3	2	1	1	0	1	0	
Goodman	2	0-0	0-0	0-0	1	0	0	0	0	1	0	
Escalera	31	4-14	2-7	4-4	3	2	1	3	0	1	14	
Turpp	7	0-3	0-1	0-0	2	0	0	0	0	0	1	
Timms	22	1-3	0-0	1-2	3	5	0	1				

GAME 7 • Dec. 5, 2008 • Hofheinz Pavilion • Houston, Texas

	Texas Southern	44
	Houston	66

HOUSTON - It was an outstanding defensive effort at Hofheinz Pavilion that earned the University of Houston women's basketball a 64-44 victory over Texas Southern and gave head coach Joe Curl his 300th career victory.

The win also improved the Cougars to 5-2 this season and kept them perfect on their home court where they have posted four-straight wins for the first time since the 2004-05. Texas Southern, meanwhile, fell to 1-4 on the year and its 44 points was the lowest scoring output the Cougars have held an opponent to since a 57-40 win over UTEP on March 2, 2003.

Sophomore guard Brittney Scott was again outstanding at home, leading all scorers on the night with 19 points on 6-of-10 shooting from the field and a perfect 5-pf-5 mark from the free throw line. Freshman Roxana Button was also impressive, making four shots on the night, all from three-point range to give her 14 points and her third-straight game in double-digit scoring.

Second-year forward Courtney Taylor narrowly missed her third-straight double-double at Hofheinz this year, ending play with 12 points and eight rebounds.

Just like they had in their first three contest at home this season, the Cougars jumped on their opponent early taking advantage of three early TSU turnovers and a pair of three-point baskets from Button to build a 9-0 lead. The Cougars connected on three of their first four shots from the field and set the tone of the game, in which they would never trail.

Sophomore Brittney Scott's try pushed the home advantage to 12-2 at the 14:34 mark of the opening period and just over a minute later, the long range barrage from UH continued as classmate Jasmine Johnson nailed her first basket of the game from long distance.

Putting an appropriate exclamation point on the end of the period, Button drained a three-pointer as time ran off the clock to send the Cougars to the locker room with a nine-point advantage, 26-17.

The Cougars' defense was stifling in the game's opening 20 minutes, allowing the Lady Tigers to make seven field goals on just 26 opportunities for a season-low in opponent points in a half.

During the second half, the Lady Tigers did not fade away and were able to cut the home lead to single digits twice, the last time at 52-43 with 4:16 to play. Scott answered the call for the Cougars and stopped the TSU run, converting her second three-pointer of the night and ending the comeback threat.

For the game, the Lady Tigers were held to just 27.3 percent shooting from the floor and committed 22 turnovers.

Texas Southern (1-4)												
	Min	FG	3FG	FT	R	F	A	TO	B	S	TP	
Greer*	31	4-11	0-0	5-5	6	3	1	4	1	3	13	
Daughtry*	21	1-2	0-0	2-4	4	3	0	0	0	0	4	
Parks*	30	0-13	0-4	0-0	5	3	2	9	0	0	0	
Cannon*	23	2-7	0-2	7-10	3	2	3	2	0	0	11	
East*	35	4-6	0-0	0-3	8	2	0	2	1	0	8	
Richard	11	02	0-0	0-0	2	0	0	1	1	1	0	
Justice	27	3-9	0-1	0-2	7	2	1	2	0	1	6	
Lewis	5	0-0	0-0	0-0	1	0	0	1	0	0	0	
Brown	17	1-5	0-0	0-0	2	3	0	0	1	1	2	
Team					6							
Totals	200	15-55	0-7	14-24	44	18	7	22	4	7	44	

Houston (5-2)												
	Min	FG	3FG	FT	R	F	A	TO	B	S	TP	
Taylor*	33	4-8	0-1	4-7	8	3	1	2	6	3	12	
Hill*	13	2-4	0-0	1-3	2	2	1	1	2	0	2	
Scott*	26	6-10	2-4	5-5	1	3	1	3	0	1	19	
Landry*	30	1-4	0-0	0-0	3	5	7	5	0	2	2	
Button*	30	4-8	4-6	2-2	3	3	1	2	0	0	14	
Jakobsone	14	1-2	0-1	0-0	2	1	0	0	0	1	2	
Mason	26	2-5	0-0	0-2	6	3	0	1	2	2	6	
Joseph	6	1-2	0-0	0-0	1	0	1	2	0	0	2	
Johnson	22	1-3	1-1	1-3	2	1	2	1	0	1	4	
Team					4							
Totals	200	22-46	7-13	13-22	32	21	14	18	10	10	64	

Halftime: Houston 26, TSU 17. FG%: Houston 47.8, TSU 27.3.
 3FG%: Houston 53.8, TSU 0.0. FT%: Houston 59.1, TSU 58.3.
 Officials: Laura Morris, Bobby Jarmon, Jacob Tingle
 Technicals: None
 Att.: 446

GAME 8 • Dec. 14, 2008 • Hofheinz Pavilion • Houston, Texas

	Cal Poly	57
	Houston	68

HOUSTON - Sophomore forward Courtney Taylor collected her 13th career double-double, finishing with a game-high 15 rebounds and a career-high 22 points as the University of Houston women's basketball team won its fifth consecutive contest at Hofheinz Pavilion, defeating Cal Poly 58-57.

The big game for Taylor tops her previous high of 21 points set last season on March 7, 2008, when she notched 21 points against Southern Miss during the quarterfinals of the Conference USA Championship. The Crockett, Texas, native made 8-of-16 shots Sunday, many of which came after her game-high seven offensive rebounds.

Another Cougar to notch an impressive afternoon was freshman Roxana Button, who also recorded a career-high in points with 18 after going 4-of-9 from the field and a perfect 5-of-5 from the free throw line.

Button got the Cougars off to a running start, recording the game's first points on a runner in the paint, but the Mustangs used an 8-0 run of their own to take an early advantage. The Cougars struck back as a three-pointer from sophomore Brittney Scott sparked a 9-0 run for UH, leaving the host squad in front 11-8 with 13:13 to play.

Despite trailing much of the opening period, Button's pair of free throws with one second remaining before intermission sent the Cougars to the locker room leading 27-26, capping a 7-2 UH spurt to end the half. Taylor was a force during the opening 20 minutes, scoring 13 points for UH.

Trailing 28-27 with just a minute and a half into the second half, the Cougars made a move, getting five points from Scott as part of 7-2 run that left them ahead 34-30 with 16:21 to play. Cal Poly countered with a three-point play from Becky Taylor, who was successful from the free throw line after being fouled on a made basket to cut the lead to 34-33. The bucket did not stifle the Cougar run as they pressed on, scoring 11 of the next 13 points after the basket to open a double-digit advantage at 45-35 with 11:10 to play.

The Mustangs did not fade, however, as they went on a 11-3 run of their own, taking advantage of a 3:09 field goal drought from UH to cut the lead to just two, 48-46, with a little over eight minutes to go.

Houston proved too much down the stretch, doing much of their damage from the charity stripe, where the Cougars made 20-of-27 second half attempts.

Sophomore Brittany Mason made her first start of the year, contributing a solid effort with six points, five rebounds, a block and a game-high three steals. Scott added her third straight contest with double-digit scoring with 14 points for UH.

Cal Poly (5-4)												
	Min	FG	3FG	FT	R	F	A	TO	B	S	TP	
Santiago*	31	10-14	0-1	2-2	8	4	4	5	0	0	22	
Harrison*	22	0-9	0-2	2-2	7	2	2	2	0	0	2	
McBride*	23	1-6	0-4	0-0	7	5	2	2	1	1	5	
Stewart*	22	3-7	1-4	0-0	0	4	0	2	0	0	7	
Wells*	24	1-2	0-0	0-0	1	1	2	0	1	2	2	
Burns	5	0-0	0-0	0-0	1	0	0	0	0	0	0	
Clancy	19	3-4	1-2	0-0	3	2	5	0	0	1	7	
Johnston	9	0-1	0-1	0-0	1	3	2	0	1	0	0	
Bloetscher	12	2-3	0-0	0-0	3	3	0	0	0	0	4	
Anderson	6	1-3	0-0	0-0	2	0	0	1	0	0	2	
Tratter	15	4-9	0-1	1-1	2	1	3	2	1	1	9	
Asplund	12	0-5	0-5	0-0	3	2	0	1	0	0	0	
Team					3							
Totals	200	25-63	2-9	5-5	40	26	20	19	2	5	57	

Houston (6-2)												
	Min	FG	3FG	FT	R	F	A	TO	B	S	TP	
Mason*	25	2-3	0-0	2-2	5	2	1	0	1	3	6	
Taylor*	34	8-16	0-0	6-8	15	1	3	0	0	0	22	
Scott*	35	5-16	2-5	2-2	3	0	1	3	0	1	14	
Landry*	15	1-3	0-1	0-1	1	3	0	3	0	0	2	
Button*	31	4-9	0-1	10-13	4	1	1	1	0	1	18	
Morton	4	0-0	0-0	0-0	0	0	0	0	0	0	0	
Jakobsone	6	0-1	0-0	0-0	0	0	0	0	0	0	0	
Joseph	17	1-3	0-0	0-1	5	1	1	0	0	1	5	
Johnson	27	0-4	0-0	4-8	4	1	1	3	0	2	4	
Hill	6	0-2	0-0	0-0	0	0	0	0	0	0	0	
Team					4							
Totals	200	21-57	2-7	24-35	41	9	7	11	1	8	68	

Halftime: Houston 27 Cal Poly 26. FG%: Cal Poly 39.7, Houston 36.8.
 3FG%: Houston 28.6, Cal Poly 10.5. FT%: Cal Poly 100.0, Houston 68.6.
 Officials: Ray Bomelli, Jacob Tingle, Chaney Muench
 Technicals: None
 Att.: 417

GAME 9 • Dec. 20, 2008 • Carnesecca Arena • Queens, N.Y.

	Houston	56
	Boston College	62

QUEENS, N.Y. - Boston College overcame a 14 point halftime deficit to hand the University of Houston women's basketball team a tough 62-56 loss in both teams' opening games of the 2008 St. John's-Chartwells Holiday Classic.

Sophomore Courtney Taylor posted her second-straight and 15th career double-double, netting 16 points and grabbing a team-high 12 boards. Fellow sophomore Brittney Scott led the Cougars with 17 points and added seven rebounds and two assists.

Houston (6-3) raced out to a quick start in the opening stanza, putting together a 17-3 run to open play. Scott and Taylor paced the run with four points apiece during the game's first eight minutes.

Houston's smothering defense held BC to just 3-of-34 (.088) shooting from the floor and caused 13 first-half turnovers, holding star center Carolyn Swords to only two points in the opening half.

Despite Boston College's size the Cougars dominated inside in the first 20 minutes, outscoring the Eagles 16 to 2 in the paint. Houston's up-tempo play also led to an 8-0 advantage in fast break points.

But, the Cougars 15 turnovers allowed the Eagles to hang around and chip away at the lead to single digits before Houston stretched the lead back to 14 at the end of the half, 28-14.

The second half started just as the first half ended with Taylor putting away an inside jumper to stretch the lead to 16, and as Houston's defense continued to befuddle Swords in the post, everything seemed to be going UH's way.

The Eagles were forced to hit from the perimeter, and BC guard Mickel Picco stepped up to lead a second-half charge, scoring 24 of her 29 points in the first 11 minutes of the second half to hand BC a 50-48 lead with 8:59 to play.

UH would briefly regain the lead at 53-52 on Scott's 3-pointer with just over three minutes to play, but Boston College would answer with a 10-3 run for the game's final margin.

Houston (6-3)												
	Min	FG	3FG	FT	R	F	A	TO	B	S	TP	
Mason*	26	1-2	0-0	0-0	6	1	0	2	0	0	2	
Taylor*	36	6-11	0-0	4-6	12	4	2	3	4	0	16	
Scott*	38	4-11	1-2	8-10	7	3	2	6	0	0	17	
Landry*	23	1-6	0-0	0-0	2	1	2	7	0	1	2	
Button*	29	2-7	1-1	0-0	3	2	2	5	0	2	5	
Jakobsone	4	0-1	0-1	1-2	1	1	0	0	0	1	1	
Joseph	9	0-1	0-0	0-0	1	3	0	0	0	0	0	
Johnson	26	4-9	0-1	3-4	3	3	1	3	0	1	11	
Hill	9	1-3	0-0	0-0	1	4	0	0	1	0	2	
Team					6							
Totals	200	19-51	2-5	16-22	42	22	9	26	5	5	56	

Boston College (8-2)												
	Min	FG	3FG	FT	R	F	A	TO	B	S	TP	
Brown*	30	3-10	1-3	6-10	10	1	1	3	0	3	13	
Murphy*	20	2-7	1-1	1-2	3	3	2	1	1	0	6	
Swords*	20	2-3	0-0	0-0	4	4	0	4	0	2	4	
Thoman*	19	0-4	0-3	0-1	2	4	3	2	1	1	0	
Picco*	34	10-22	6-12	3-5	3	0	0	1	0	3	29	
Jones	9	1-3	1-3	0-0	1	0	1	0	1	0	3	
Rusin	16	0-4	0-2	0-0	1	1	7	2	0	0	0	
Johnson	17	0-5	0-1	0-0	2	4	0	0	0	0	0	
Gill	13	0-6	0-3	5-6	2	1	1	3	0	0	5	
Whitehurst	22	0-4	0-0	2-4	13	2	0	2	3	2	2	
Team					8							
Totals	200	18-65	9-28	17-28	49	20	15	19	5	11	62	

Halftime: Houston 28, BC 14. FG%: Houston 37.3, BC 27.3.
 3FG%: Houston 40.0, BC 32.1. FT%: Houston 72.7, BC 60.7.
 Officials: Dennis DeMayo, Rachele Jones, Ron Ledington
 Technicals: None
 Att.: 341

GAME 10 - Dec. 21, 2008 • Carnesecca Arena • Queens, N.Y.

	Houston	80
	Buffalo	62

QUEENS, N.Y. - The University of Houston women's basketball team rode an 11-2 run out of halftime to break open a close game and defeat the Buffalo Bulls 80-62 in the 2008 St. John's-Chartwells Holiday Classic in New York City.

Houston improved to 7-3 on the season after splitting a pair of weekend games at the tournament.

Sophomore forward Courtney Taylor had another monster game for the Cougars, dominating on both sides of the floor. Taylor poured in a career-high 25 points after shooting 11-of-19 from the floor, grabbing 16 rebounds and blocking five shots as she picked up All-Tournament Team honors.

It was the third straight double-double for Taylor and the 15th of her career.

Freshman guard Porsche Landry added 16 points after lighting up the basket, shooting 7-of-10 from the floor. Landry's up-tempo play set the tone early for the Cougars as they never trailed after the opening minutes.

Fellow freshman guard Roxana Button also scored in double figures, netting 11 points and going 6-of-6 from the free throw line.

The Cougars jumped out to an eight point lead, 29-21, 12 minutes into the game riding their hot shooting, as they went 11-of-19 (.579) from the floor during that stretch.

Taylor powered the first half run pouring in 11 points, pulling down a pair of boards and swatting two shots.

Houston and Buffalo would exchange baskets the rest of the way, as the Cougars entered halftime with a 40-32 lead.

Out of the break, Houston pieced together an 11-2 run to take control with a 17 point lead at 51-34 with nearly 12 minutes to play.

That dominating eight minute stretch came on the back on UH's suffocating defensive pressure, which held the Bulls to just 1-of-16 (.063) from the floor during that span.

Houston (7-3)												
	Min	FG	3FG	FT	R	F	A	TO	B	S	TP	
Mason*	22	0-1	0-0	1-2	6	2	0	0	1	1	1	
Taylor*	37	11-19	1-1	2-4	16	2	0	4	5	0	25	
Scott*	31	3-10	0-2	2-2	3	3	7	3	0	1	8	
Landry*	21	7-10	1-1	1-2	3	3	1	3	0	1	16	
Button*	33	2-15	1-6	6-6	3	1	2	1	0	1	11	
Morton	3	0-0	0-0	0-0	0	0	1	0	0	1	0	
Jakobson	21	3-3	1-1	0-0	2	2	2	1	0	0	7	
Joseph	5	0-0	0-0	4-4	1	3	0	1	0	0	4	
Bradley	2	0-0	0-0	0-1	0	0	0	0	0	0	0	
Johnson	19	3-4	0-0	2-4	3	2	1	1	1	1	8	
Hill	6	0-0	0-0	0-0	0	1	0	3	2	0	0	
Team					10							
Totals	200	29-62	4-11	18-24	48	18	14	17	9	5	80	

Buffalo (4-7)												
	Min	FG	3FG	FT	R	F	A	TO	B	S	TP	
Brown*	28	3-7	0-0	1-5	5	4	0	3	1	0	7	
Kendricks*	12	2-5	0-0	1-1	6	3	1	4	0	2	5	
Holmes*	31	6-12	1-2	2-4	3	3	3	2	0	0	15	
Smith*	14	1-5	0-1	0-0	1	1	1	1	0	0	2	
Hedderson*	30	3-10	0-4	0-0	2	0	1	1	1	3	6	
Freeman	9	1-2	0-0	1-2	0	2	2	2	0	1	3	
Matthys	9	1-5	1-5	0-0	0	0	0	0	1	0	3	
Semalulu	5	2-2	0-0	1-1	0	0	0	0	1	0	5	
Fortman	30	3-11	0-5	0-1	3	4	1	1	0	2	6	
Christensen	9	0-1	0-0	0-2	0	0	0	0	0	0	0	
Schiebner	23	4-7	2-5	0-0	6	0	0	2	0	0	10	
Team					8							
Totals	200	26-67	4-22	6-14	36	17	9	16	5	8	62	

Halftime: Houston 40, UB 32. FG%: Houston 46.8, UB 38.8.
 3FG%: Houston 36.4, UB 18.2. FT%: Houston 75.0, UB 42.9.
 Officials: Rachelle Jones, David Kramer, Ron Ledington
 Technicals: None.
 Att.: 428

GAME 11 • Dec. 28, 2008 • Hofheinz Pavilion • Houston, Texas

	Akron	59
	Houston	74

HOUSTON - Lifted by the 17th career double-double by sophomore Courtney Taylor and a standout effort from classmate Cobilyn Hill, the University Houston women's basketball team defeated Akron 74-59 at Hofheinz Pavilion.

The win improves the Cougars' record this season to 8-3 and their mark on their home court to a perfect 6-0. The Zips, meanwhile, drop to 3-8 on the year.

Taylor was a force throughout the contest, pulling down nine first half rebounds en route to her fourth straight double-double, finishing with 16 points and 12 rebounds. Hill, for her part, contributed 15 points and five rebounds in her best game since an 18-point, 13-rebound outburst against Gardner-Webb on Nov. 15.

Freshman Roxana Button was also impressive against the Zips, converting all six attempts from the free throw line to finish with 11 points.

The Cougars did not get off to a good shooting start in the contest, misfiring on nine of their first ten shots from the field to allow the Zips to jump out to a 7-5 lead.

Back-to-back baskets by Hill gave UH a 15-11 lead at the 10:38 mark, but a quick 7-0 run by Akron flipped the score leaving them with down three at 18-15 with 8:22 remaining in the half.

The Zips remained in the lead until a Porsche Landry layup at the 5:17 mark put Houston in front 23-22. The basket was part a 14-0 run for UH to end the half that sent them to the locker room with a 33-22 lead.

At the half, the Cougars held a 29-18 lead in rebounding allowing them to outscore the Zips 10-0 on second chance points. For the game, UH led in the rebounding column 58-41.

Houston's lead swelled to as many as 12 points on two occasions early in the second half, but a 7-0 spurt by Akron cut the home advantage to only five, 41-36, with 14:20 to play.

With 7:28 to play the Zips again cut the lead to just five, 55-50, but a 19-9 run by the Cougars to close the game ended the comeback threat.

Sophomore guard Brittney Scott also reached double digit scoring, finishing with 10 points, while Akron was led by sophomore forward Kara Murphy who poured in a game-high 29 points.

Akron (3-8)												
	Min	FG	3FG	FT	R	F	A	TO	B	S	TP	
Murphy*	37	12-22	3-7	2-3	8	4	1	3	0	2	29	
Tamboue*	12	0-3	0-1	0-1	6	5	1	0	2	2	0	
Arndt*	23	2-6	0-4	0-2	7	3	0	2	1	0	4	
Guzzardo*	19	1-3	1-2	1-4	4	5	2	3	0	1	4	
Witt*	20	0-1	0-0	1-2	4	1	2	3	0	0	1	
Williams	20	1-5	0-3	2-2	2	0	1	3	0	2	4	
Mushington	23	4-6	0-0	1-3	0	2	1	3	0	2	9	
Veal	21	1-6	1-4	0-0	4	3	2	2	0	2	3	
Baumgartner	21	2-9	1-4	0-0	5	2	1	2	1	2	5	
McLean	4	0-1	0-0	0-0	0	0	0	0	1	0	0	
Team					1							
Totals	200	23-61	6-25	7-17	41	25	11	21	5	13	59	

Houston (8-3)												
	Min	FG	3FG	FT	R	F	A	TO	B	S	TP	
Mason*	24	2-2	0-0	4-5	9	3	0	2	0	3	8	
Taylor*	35	7-15	0-0	2-7	12	5	0	0	0	3	16	
Scott*	28	2-12	2-7	4-4	7	0	4	2	0	3	10	
Landry*	29	4-13	0-2	1-7	3	4	3	3	0	2	9	
Button*	28	2-7	1-4	6-6	5	1	1	2	0	1	11	
Jakobson	4	0-0	0-0	0-0	0	1	2	0	0	0	0	
Joseph	14	0-3	0-0	0-0	6	1	1	0	1	0	0	
Johnson	25	0-4	0-1	5-6	6	1	3	4	0	2	5	
Hill	13	7-12	0-0	1-2	5	2	0	1	2	0	15	
Team					5							
Totals	200	24-68	3-14	23-37	58	17	13	16	3	14	74	

Halftime: Houston 33, Akron 22. FG%: Akron 35.3, Houston 35.3.
 3FG%: Akron 24.0, Houston 24.4. FT%: Houston 62.2, Akron 41.2.
 Officials: Dargi Doll, Jeff Caudle, Gator Parrish
 Technicals: None
 Att.: 419

GAME 12 • Dec. 31, 2008 • Allen Fieldhouse • Lawrence, Kan.

	Houston	56
	Kansas	73

LAWRENCE, Kan. - The Jayhawks' hot shooting on their home court proved to be too much for the visiting Cougars as the University of Houston women's basketball team rounded out its non-conference schedule by falling to Kansas, 73-56, in front of a New Year's Eve crowd of 1,376 at Allen Fieldhouse.

Houston drops to 8-4 on the season, including a 1-3 mark in road games. Kansas, meanwhile improves to 9-2 on the year.

Sophomore forward Courtney Taylor again led the way for the Cougars with 15 points on 5-of-17 shooting while also pulling down eight rebounds. Center Cobilyn Hill was reinserted into the starting line-up against KU after coming off the bench the previous four games and turned in a second straight strong performance with nine points and eight rebounds. Freshmen guards Roxana Button and Porsche Landry each chipped in with 10 points.

The Jayhawks were hot shooters right out of the gate, converting 26-of-62 field goal attempts for a 46.8 shooting percentage. Comparatively, UH was 22-of-66 from the floor for a 33.3 percentage.

Early in the contest, KU jumped out to an 8-2 advantage, but a lay-up by Hill at the 15:14 mark capped a 6-0 run by the Cougars which knotted the game at 8-8 and forced a timeout by Kansas head coach Bonnie Henrickson.

Out of the break, the Jayhawks reeled off seven straight points as UH's Joe Curl called a 30-second timeout to settle his team, which trailed 15-8 lead with 13:48 to play.

Throughout the first half, the game remained tight with the Cougars cutting the home lead to only one at 21-20 with 7:49 to play on a three-pointer by Button. UH was within a sticking distance minutes later just before halftime, but a turnover in the waning seconds led to a buzzer-beating three-pointer from KU's Ivana Catic which left the halftime score 36-28 Kansas.

Following the intermission, the Cougars claimed eight of the second half's first 10 points to pull within two points at 36-34 and just a few possessions later with 15:07 to play, UH again pulled to within two at 38-36 on a pair of free throws by Taylor.

However, the comeback effort fell short as KU continued its hot shooting down the stretch, led by a game-high 26 points from Danielle McCray, to earn its ninth win of the season.

Houston (8-4)												
	Min	FG	3FG	FT	R	F	A	TO	B	S	TP	
Mason*	35	1-3	0-0	1-2	3	1	4	1	0	2	3	
Taylor*	38	5-17	0-0	5-6	8	4	2	2	0	2	15	
Hill*	16	4-9	0-0	1-2	8	3	0	1	2	0	9	
Scott*	21	3-13	1-4	0-0	2	2	1	3	0	0	7	
Landry*	28	4-8	0-0	2-4	2	2	1	4	1	2	10	
Joseph	23	0-2	0-0	0-0	3	1	0	0	0	0	0	
Button	27	4-13	4-5	0-0	3	2	0	3	0	0	10	
Johnson	12	1-1	0-0	0-0	1	0	1	3	0	0	2	
Team					10							
Totals	200	22-66	3-9	9-14	40	15	9	17	3	6	56	

Kansas (9-2)												
	Min	FG	3FG	FT	R	F	A	TO	B	S	TP	
McCray*	30	11-20	2-4	2-2	9	3	0	1	0	3	26	
Ni. Smith*	24	3-7	2-6	0-0	1	3	0	0	2	0	8	
Boogaard*	30	3-9	0-0	2-4	10	4	1	4	3	3	8	
Catic*	30	1-5	1-2	0-0	5	0	6	3	0	2	3	
Morris*	25	4-8	2-4	2-2	2	0	5	3	0	1	12	
Jacobs	16	2-4	0-0	0-0	1	1	6	2	0	0	4	
Sutherland	1	0-0	0-0	0-0	2	1	0	2	0	0	0	
Kohn	17	2-4	0-2	0-0	3	0	0	0	0	0	4	
Zinic	3	0-0	0-0	0-0	0	1	0	0	0	0	0	
Ka. Smith	2	0-0	0-0	2-0	0	0	0	0	0	0	2	
Weddington	22	3-5	0-0	0-2	6	0	1	1	0	0	6	
Team					3							
Totals	200	26-62	7-18	8-12	42	13	19	16	5	9	73	

Halftime: KU 36, Houston 28. FG%: KU 46.8, Houston 33.3.
 3FG%: KU 38.9, Houston 33.3. FT%: KU 66.7, Houston 64.3.
 Officials: Michael Price, Gator Parrish, Tommy Salemo
 Technicals: None.
 Att.: 1376

CONFERENCE USA CHAMPIONSHIP

MARCH 5-8, 2009

GAME 13 • Jan. 9, 2009 • Fogelman Arena • New Orleans, La.

	Houston	58
	Tulane	56

NEW ORLEANS, La. - Trailing by 18 points in the second half, the University of Houston women's basketball team completed an incredible comeback that was capped off by a pair of last second free throws from sophomore Courtney Taylor to top Tulane, 58-56, in the Cougars' Conference USA opening contest Friday night at Fogelman Arena.

Taylor collected her 18th career double-double with 17 points and a game-high 12 rebounds, while guard Brittney Scott was at the heart of the second half UH charge and tied a career-high with 19 points on 7-of-14 shooting from the floor. Teammate Brittany Mason also enjoyed a productive night in New Orleans with five points and a career-high 11 rebounds.

The victory improves the Cougars' overall record to 9-4 for the year and 1-0 in C-USA play, while Tulane falls to 9-7 on the season and 1-1 in league action.

The Cougars got off to a sluggish shooting start in the contest, misfiring on their first nine attempts from the floor until Taylor delivered the team's first basket of the half at the 13:55 mark. Houston was also plagued with early foul trouble as it was guilty of 10 opening period fouls and 23 for the game.

Trailing 22-9, the Cougars appeared to be climbing their way back into the ball game, using a pair of lay-ups by freshman guard Porsche Landry to support a 6-0 run which cut the Green Wave advantage to 22-15 and force a time out from Tulane head coach Lisa Stockton.

Unfortunately for the visitors from Houston, Tulane responded out of the break with seven straight points on its way to building a 39-27 halftime lead.

Tulane, however, did not suffer the same early shooting woes that plagued UH, as the home team shot 55.6 percent in the opening period while the Cougars only connected at a 28.9 percent shooting clip. Freshman forward Brett Benzio was the story for the Green Wave, making 7-of-9 first half shots to lead all scorers at the intermission with 15 points.

After playing from behind for the entire game, the Cougars found themselves with their largest deficit of the night at 18, 45-27, with 16:19 remaining in the contest. When UH needed it most, Scott answered her team's call and scored 11 points during an 18-0 run and put the Cougars in position to tie the game at 45-45 on a jumper by Taylor at the 9:23 mark.

Coming down the stretch, the Green Wave was able to recover from the run to regain their advantage and push the home lead to as many as six, but Scott's second three-pointer of the half put the Cougars within a basket, 53-51, with 3:41 left on the clock.

Houston enjoyed a three-point lead, 56-53, with just over a minute to play, but three points from Tulane freshman Brett Benzio who lead the Green Wave with 19 points on the night, tied the game at 56-56 with only 20 seconds left.

Having the game's final possession, the Cougars took advantage as a quick inbounds pass to Taylor left her in position to get fouled and head to the line with one second left, where she sank the deciding shots for UH. The Cougars were aided with poor free throw shooting by Tulane down the stretch as the Green Wave were 5-for-15 from the charity stripe during the second half.

Houston (9-4)												
	Min	FG	3FG	FT	R	F	A	TO	B	S	TP	
Taylor*	37	6-12	0-0	5-8	12	4	3	2	2	5	17	
Hill*	30	0-7	0-0	0-0	3	0	0	0	1	0	0	
Scott*	34	7-14	2-4	3-4	1	2	0	5	0	1	19	
Landry*	14	3-8	0-0	0-0	2	3	0	3	0	2	6	
Button*	23	1-6	0-1	2-2	0	1	2	2	0	3	4	
Morton	7	0-1	0-1	1-2	0	2	2	1	0	0	1	
Jakobson	12	0-1	0-2	0-0	1	1	2	0	0	0	0	
Mason	31	2-7	0-0	1-2	11	5	2	3	0	4	5	
Joseph	12	2-7	0-1	0-0	6	3	0	0	0	1	4	
Bradley	0+	0-0	0-0	0-0	0	0	0	0	0	0	0	
Johnson	20	1-3	0-0	0-1	3	1	0	3	0	0	2	
Team											7	
Totals	200	22-66	2-8	12-19	46	23	11	19	3	16	58	

Tulane (9-7)												
	Min	FG	3FG	FT	R	F	A	TO	B	S	TP	
Valicevic*	32	1-5	0-1	3-4	3	2	1	2	0	2	5	
Lindsey*	31	5-10	0-0	1-5	5	3	1	4	2	1	11	
Benzio*	35	8-11	0-0	3-7	10	3	1	5	7	3	19	
Langford*	25	0-4	0-0	1-2	4	1	6	5	0	2	1	
Brown*	15	2-5	1-1	1-2	5	1	3	0	0	0	6	
Jackson	6	1-1	0-0	0-0	1	1	3	0	0	0	2	
Barnes	14	1-3	0-0	0-0	4	2	3	1	0	1	2	
Aidoo	22	0-7	0-1	1-2	6	2	0	1	0	4	1	
Kaljo	20	3-6	1-3	2-6	1	1	1	0	0	0	9	
Team											4	
Totals	200	21-52	2-6	12-28	43	16	16	24	10	14	56	

Halftime: Tulane 39, Houston 27. FG%: Tulane 40.4, Houston 33.3.
 3FG%: Tulane 33.3, Houston 25.0. FT%: Tulane 42.9, Houston 63.2.
 Officials: Cameron Inouye, Tina Napier, Beverly Roberts
 Technicals: Houston - TEAM.
 Att.: 646

GAME 14 • Jan. 11, 2009 • Don Haskins Center • El Paso, Texas

	Houston	67
	UTEP	74

FORT WORTH, Texas - Despite another double-double performance by sophomore forward Courtney Taylor and 19 points from sophomore guard Brittney Scott, the University of Houston women's basketball team could not overcome a hot shooting afternoon by the Miners on their home court as the Cougars dropped a 74-67 decision to defending Conference USA Champion UTEP at the Don Haskins Center.

For Taylor it was the second double-double of the weekend and the 19th of her career with 23 points and a game-high 11 rebounds, while classmate Brittany Mason narrowly missed the first such game of her career. The LaPorte, Texas, native scored a career-high 10 points against the Miners and hauled down eight rebounds.

The game, which was televised to nation-wide ESPN2 audience, saw the Cougars fall to 9-5 on the year and 1-1 in C-USA play, while UTEP improved to 9-7 and 2-1 in the league.

Early in the contest, the Cougars were lifted by strong free throw shooting as they scored their first four points of the afternoon from the charity stripe, on their way to making 14-of-16 attempts from the free throw line for the game.

Despite the success from the free throw line, UH did not get off to a great shooting start as the Cougars missed their first five shots from the floor. The early shooting woes allowed the Miners to build a double-digit lead at 20-10 with 11:54 to go in the opening half.

UTEP's first half lead reached as many as 11, but a 13-4 run to close the half by the Cougars sent them to the locker room within striking distance and trailing only two at 35-33.

Following the intermission, UH's Taylor began to take over, scoring all seven points of a 7-0 UH run that left the visitors in front by the count of 40-35 at the 18:27 mark. During the second half, Taylor led all scorers with 18 points.

UTEP responded after the early run and the game remained close leading to a tie at 50-50 with 10:52 to play, when an 11-4 run by the Miners put them in command. The Cougars climbed back to within three down the stretch, but UTEP's hot shooting proved too much to overcome. Guard Deitra Caldwell poured in a game-high 27 points, going 5-of-12 from three-point range.

For UH, Scott enjoyed another solid performance, hitting 7-of-12 shots, including three from long distance to finish with 19 points while classmate Megan Morton produced a season-best 10 points in 26 minutes.

Houston (9-5)												
	Min	FG	3FG	FT	R	F	A	TO	B	S	TP	
Mason*	39	3-6	0-0	4-4	8	3	3	2	1	1	10	
Taylor*	38	9-15	0-0	5-7	11	3	1	4	0	2	23	
Scott*	40	7-12	3-5	2-2	3	1	4	4	0	1	19	
Landry*	8	0-2	0-0	0-0	1	1	0	1	0	0	0	
Button*	16	1-6	0-1	3-3	1	1	0	3	0	0	5	
Morton	26	4-9	2-3	0-0	3	1	1	1	0	1	10	
Jakobson	11	0-3	0-2	0-0	0	0	0	0	0	1	0	
Joseph	14	0-1	0-0	0-0	1	3	0	0	0	0	0	
Johnson	8	0-1	0-0	0-0	1	0	1	2	0	1	0	
Team											4	
Totals	200	24-55	5-11	14-16	33	13	10	17	1	7	67	

UTEP (9-7)												
	Min	FG	3FG	FT	R	F	A	TO	B	S	TP	
Chambe*	22	1-1	0-0	0-0	5	3	1	3	0	2	2	
Williams*	31	2-8	0-1	5-7	7	2	0	2	0	0	9	
Hughes*	38	7-15	2-4	4-6	6	2	7	2	0	4	20	
Caldwell*	34	9-18	5-12	4-4	3	1	3	3	4	3	27	
Jones*	16	1-4	0-0	0-0	3	1	0	0	0	2	2	
Green	22	1-3	0-1	0-0	1	1	0	1	0	1	2	
Trukshanina	9	2-3	2-3	0-0	0	3	0	0	0	0	6	
Micula	7	0-1	0-0	0-0	0	1	1	1	0	0	0	
Goodwin	21	3-4	0-0	0-0	7	2	2	0	1	1	6	
Team											2	

Halftime: UTEP 35, Houston 33. FG%: UTEP 45.6, Houston 43.6.
 3FG%: Houston 45.5, UTEP 42.6. FT%: Houston 87.5, UTEP 76.5.
 Officials: Scotty Hermann, Dawn Marsh, Daryl Humphrey
 Technicals: None.
 Att.: 3646

GAME 15 • Jan. 16, 2009 • Hofheinz Pavilion • Houston, Texas

	UAB	50
	Houston	61

HOUSTON - Using a balanced scoring attack that featured only one player with double-digits points and a solid defensive team effort, the University of Houston women's basketball team improved to 2-1 in Conference USA play by defeating UAB, 61-50, at Hofheinz Pavilion.

Sophomore Jasmine Johnson was the only Cougar to tally a double-digit scoring night as she made 5-of-10 shot attempts in her first start of the season to finish with 12 points. Guards Brittney Scott and Porsche Landry each contributed nine points, while a trio of UH players (Roxana Button, Brittany Mason and Courtney Taylor) chipped in with eight points apiece. Taylor led the way for the team with seven rebounds on the night, but fell short of her third straight double-double performance to start C-USA play.

The Cougars (10-5; 2-1 C-USA), who improved to a perfect 7-0 on their home court this season, started out hot from the floor by making five of their first eight shots to jump out to a 10-4 lead. The lead swelled to as many as eight at 20-12 with 9:21 remaining in the first half on a pair of free throws by Landry, before the Blazers made a run of their own. UAB scored the next nine points of the ballgame, taking its first lead of the night at 21-20 with 5:26 to play in the period.

UH responded after the scoring drought to outscore UAB 10-2 in the final 5:09 of the half and carry a 30-23 advantage into the intermission.

The surge continued into the second half where the Cougars extended their advantage, which reached as many as 17 at 54-39 on a Mason free throw with just 3:30 remaining. UH, which trailed for just 17 seconds in the game, forced 20 UAB turnovers on the night and was particularly careful with the ball in the second half when the Cougars committed just one turnover.


Senior guard Britney Jones led all scorers with 23 points on the night, converting 10-of-23 shots for UAB, which fell to 6-11 on the year and 1-3 in league play.

UAB (6-11)												
	Min	FG	3FG	FT	R	F	A	TO	B	S	TP	
Dukes*	21	3-10	0-0	2-2	10	1	1	2	0	0	8	
Scott*	16	1-2	0-0	0-0	3	3	0	3	0	0	2	
Peterson*	33	1-8	0-6	0-0	3	2	3	2	0	2	2	
Jones*	35	10-23	3-8	0-0	1	1	1	7	1	2	23	
Salaam*	28	2-5	0-2	0-0	3	1	1	3	0	2	4	
Breaux	27	2-6	0-0	3-4	11	2	0	0	0	1	7	
Simpson	4	1-2	0-0	0-0	1	2	0	1	0	0	2	
Johnson	2	0-1	0-0	0-0	0	2	1	0	0	0	0	
Trueheart	21	0-1	0-0	0-0	1	1	0	1	0	0	0	
Brown	13	1-2	0-0	0-1	6	0	0	1	1	0	2	
Team											5	
Totals	200	21-60	3-16	5-7	44	15	7	20	2	7	50	

Houston (10-5)												
	Min	FG	3FG	FT	R	F	A	TO	B	S	TP	
Mason*	20	2-5	0-0	4-8	5	3	1	2	0	1	8	
Taylor*	32	2-9	0-1	4-5	7	4	3	1	3	2	8	
Scott*	27	2-5	1-4	4-4	3	1	3	2	1	4	9	
Landry*	31	2-9	1-3	4-4	5	0	1	5	0	3	9	
Johnson*	29	5-10	1-3	1-2	2	1	0	0	0	0	12	
Morton	13	0-2	0-1	0-0	1	1	0	0	0	0	0	
Jakobson	2	0-0	0-0	0-0	0	0	0	0	0	0	0	
Joseph	15	2-5	0-1	1-1	3	1	1	0	1	1	5	
Button	18	3-6	2-3	0-0	3	2	1	2	0	0	8	
Bradley	6	0-2	0-0	2-2	0	0	0	0	0	0	2	
Hill	7	0-2	0-0	0-0	3	0	1	1	0	1	0	
Team											6	
Totals	200	15-55	5-16	20-26	38	13	11	13	5	12	61	

Halftime: Houston 20, UAB 23. FG%: UAB 35.0, Houston 32.7.
 3FG%: Houston 31.3, UAB 18.8. FT%: Houston 76.9, UAB 71.4.
 Officials: Lisa Mattingly, Joe Cunningham, Dave Stewart
 Technicals: None.
 Att.: 426

GAME 16 • Jan. 18, 2009 • Hofheinz Pavilion • Houston, Texas

	Memphis	65
	Houston	83

HOUSTON - Behind sophomore guard Brittney Scott's career-high 25 point performance and an overwhelming defensive effort that forced 23 turnovers, the University of Houston women's basketball team defeated Memphis, 83-65, to remain perfect this season at Hofheinz Pavilion.

For Houston, which never trailed in the contest, the win is also the fourth wire-to-wire victory this season at Hofheinz Pavilion.

Sophomore forward Courtney Taylor logged her 20th career double-double with 12 points and a game-high 11 rebounds, while Scott made 11-of-22 shots, including three from long distance, to notch her highest single game point total as a Cougar.

Freshmen Roxana Button and Porsche Landry also chipped in during the effort by finishing with 14 and 12 points, respectively.

The Cougar defense started out strong in the contest, which would be a trend that continued all afternoon, by forcing four early Memphis turnovers and causing them to misfire on their first nine shots from the floor. The early pressure allowed UH to get its offense going early and build a 10-2 lead just six minutes into the game.

After the Tigers' first basket of the game at 13:49, Scott drained a three-pointer to push the Cougars' lead to 13-4 and force a timeout from Memphis head coach Melissa McGerrin to settle her team.

Megan Morton's three-pointer at the 10:29 mark of the period helped the Cougars' lead again reach double-digits at 19-9.

After 6-0 Memphis run got the visitors back into the ballgame and left them trailing by only four at 21-17 with 8:07, the Cougars responded with a 17-2 run over the next 4:56 to take a 38-19 lead and reassume command of the game. The Cougar defense was relentless, holding the Tigers without a field goal for the period's final 8:50 to send UH to the locker room leading 38-23. During the opening period, the Cougars forced 17 Tiger turnovers and held them to just a 17.9 shooting percentage.

After halftime, the Cougars continued to roll as they shot a blazing 54.8 percent from the floor after halftime en route to 45.1 percent for the game. The home lead swelled to as many as 23 on a jumper by Ashlee Joseph with 13:15 to play.

The 82 the Cougars put on the scoreboard Sunday was a season high for UH, topping 80-point outings against North Texas and Buffalo.

Min	FG	3FG	FT	R	F	A	TO	B	S	TP	
Thornton*	35	1-8	0-1	3-4	10	5	1	5	0	4	5
Ellis*	16	2-3	0-0	1-1	8	1	0	5	1	0	5
Leonard*	31	5-13	3-6	0-0	6	1	0	3	1	0	13
Winchell*	17	3-9	3-7	0-0	2	3	2	4	0	0	9
Lonlack*	37	2-7	0-1	6-8	2	0	1	3	0	5	10
Goldsmith	26	4-14	0-3	4-4	2	3	3	1	0	0	12
Sippio	4	0-0	0-0	0-0	1	1	0	0	0	0	0
Seagraves	10	0-1	0-1	0-0	1	1	0	0	0	0	0
Copeland	10	1-3	0-0	2-2	5	3	0	0	1	0	4
Jackson	14	0-4	0-0	7-8	6	0	0	1	0	2	7
Team				4							
Totals	200	18-62	6-19	23-27	47	16	7	23	3	11	65

Min	FG	3FG	FT	R	F	A	TO	B	S	TP	
Mason*	17	1-2	0-0	0-0	3	4	0	1	1	1	2
Taylor*	33	5-8	0-0	1-4	12	4	3	1	4	2	11
Scott*	29	11-22	3-11	0-0	3	3	3	0	0	5	25
Landry*	22	5-9	1-2	1-3	3	3	6	5	0	2	12
Johnson*	32	1-7	0-1	1-2	7	0	1	3	2	2	3
Morton	12	1-5	1-3	4-4	2	2	1	0	0	0	7
Jakobson	5	0-0	0-0	0-0	1	1	1	0	0	0	0
Joseph	14	2-5	0-0	0-2	3	2	0	0	1	1	4
Button	20	4-8	1-4	5-5	0	1	3	2	0	2	14
Bradley	8	1-2	0-0	0-0	2	1	0	0	0	0	2
Hill	8	1-3	0-0	1-2	0	1	0	2	1	0	3
Team				6							
Totals	200	32-71	6-21	13-22	44	21	18	14	9	15	83

Halftime: Houston 38, Memphis 23. FG%: Houston 45.1, Memphis 29.0.
 3FG%: Memphis 31.6, Houston 28.6. FT%: Memphis 85.2, Houston 59.1.
 Officials: Ron Dressander, Barry Roberts, Darcie Doll
 Technicals: None
 Att.: 394

GAME 17 • Jan. 22, 2009 • Reed Green Coliseum • Hattiesburg, Miss.

	Houston	65
	Southern Miss	74

HATTIESBURG, Miss. - Despite a season-best 16 point performance from junior forward Ashlee Joseph, the University of Houston women's basketball team could not overcome hot-shooting by Southern Miss in a 74-65 setback at Reed Green Coliseum.

Joseph led the way for UH in scoring by converting 8-of-13 shots while pulling down five rebounds. Sophomore guard Jasmine Johnson posted a productive evening with 11 points on 5-of-8 shooting and eight rebounds while sophomore forward Courtney Taylor finished with 12 points, four rebounds and four steals.

During the first half, the Lady Eagles started hot from the floor by hitting five of their first six shots in the game's opening minutes, but a staunch defensive effort by the Cougars helped them hold a 15-11 lead at the 13:48 mark.

The hot shooting by USM continued after the first media timeout at 14:35 while the Cougars went cold for the next 3:08 allowing the Lady Eagles to go on a 13-0 run and build a 24-15 lead with 9:56 to play in the first half.

UH countered with a quick 5-0 run of its own to pull within striking distance at 24-20 and 8:00 remaining in the half, but USM did not stay off the scoreboard for long as it outscored UH 18-11 down the stretch in the opening period to carry a 43-31 advantage into halftime.

For the first half, the Lady Eagles hit 17-of-30 shots from the field for an impressive 56.7 shooting percentage, while the Cougars made just 12-of-32 attempts to shoot 37.5 percent. UH's defensive effort was a bright spot as it forced 10 opening half turnovers on its way to forcing 17 for the game.

After the intermission, a pair of quick jumpers by the Lady Eagles stretched their lead to what would be its largest margin of the night at 16 with 47-31 showing on the scoreboard. After leading by 16 on two later occasions, the USM lead was 15 at 54-39 with 15:05 to play when the Cougars made their play to get back into the game.

Two baskets from Joseph helped fuel an 8-0 run by the Cougars which left them behind only seven at 54-47 with 12:06 left in the ball game.

During the run, freshman guard Roxana Button went to the free throw line with three opportunities and had the second chance miss off the back rim to end a streak which saw her make 29 consecutive shots from the charity stripe. The Coppell, Texas, still leads C-USA with a .828 free throw percentage.

The comeback attempt would fall short as USM held strong down the stretch to remain atop the C-USA standings with a 4-1 record in conference play.

Min	FG	3FG	FT	R	F	A	TO	B	S	TP	
Mason*	27	3-6	0-0	3-6	6	3	0	1	0	1	9
Taylor*	27	5-14	1-3	1-2	4	1	1	1	0	4	12
Scott*	35	1-5	1-5	2-2	1	2	1	0	2	5	15
Landry*	21	0-2	0-1	0-0	2	1	2	2	0	1	0
Johnson*	33	5-8	1-3	0-0	8	0	1	4	0	1	11
Morton	5	1-2	0-0	0-0	0	1	0	0	0	0	2
Jakobson	8	1-4	1-4	0-0	0	0	0	0	0	0	3
Joseph	21	8-13	0-0	0-0	5	2	0	0	0	1	16
Button	13	1-4	1-1	2-3	0	0	2	1	0	1	5
Bradley	2	0-2	0-0	0-0	0	0	0	0	0	0	0
Hill	8	1-3	0-0	0-2	4	3	1	2	2	0	2
Team				3							
Totals	200	26-64	5-17	8-15	33	12	9	12	2	11	65

Min	FG	3FG	FT	R	F	A	TO	B	S	TP	
Reed*	24	1-2	1-1	0-0	0	2	1	2	0	4	3
Love*	33	8-18	2-2	2-2	18	0	0	1	0	0	20
Hegelsson*	24	6-11	0-0	2-3	10	2	3	2	2	0	14
Eugene*	30	3-6	0-0	0-0	3	1	1	4	1	1	6
Barber*	35	4-8	0-1	4-4	1	0	13	2	0	2	12
Rucker	9	1-3	0-0	0-0	0	0	1	1	0	0	2
Gatling	5	0-1	0-0	0-0	1	0	1	2	0	0	0
Murphy	16	2-4	0-1	0-0	4	3	1	2	0	1	4
Washington	12	3-6	1-1	1-2	0	3	1	1	0	1	8
Johnson	7	1-2	1-2	0-0	0	0	0	0	0	0	3
Pittman	3	0-0	0-0	0-0	0	0	0	0	0	0	0
Martin	2	1-1	0-0	0-0	1	0	0	0	0	0	2
Team				3							

Halftime: USM 43, Houston 31. FG%: USM 48.4, Houston 40.6.
 3FG%: USM 62.5, Houston 29.4. FT%: USM 53.3, Houston 53.3.
 Officials: Kelly Johnson, Dock Sisk, Mike Riggs
 Technicals: None
 Att.: 1628

GAME 18 • Jan. 25, 2009 • Hofheinz Pavilion • Houston, Texas

	UCF	65
	Houston	80

HOUSTON - Fueled by a 10-for-13 shooting performance by sophomore forward Courtney Taylor that netted her a career-high 27 points, the University of Houston women's basketball team knocked UCF from the top spot in the Conference USA standings with an 80-65 victory at Hofheinz Pavilion.

The win improves UH's overall record this season to 12-6 and its mark in C-USA games to 4-2, while UCF falls to 6-13 on the year and 4-2 in league play. The victory also improves the Cougars' record on their home court this season to 9-0, tying the 1986-87 UH women's team for the best start to a season at Hofheinz Pavilion.

Joining Taylor in double-figure scoring for the Cougars were fellow sophomore guard Brittney Scott, who scored 16 points on 5-of-10 shooting and a perfect 5-of-5 mark from the free throw line, and freshman guard Roxana Button, who contributed 10 points.

Sophomore forward Brittany Mason led the Cougars with eight rebounds in the match-up to go along with five points.

Houston started sluggish from the field to open the game, making just one of their first five shot opportunities from the floor allowing UCF to jump out to a 6-2 advantage.

Taylor spearheaded a 6-0 run by the Cougars, scoring all six points in the spurt, to give UH its first lead of the game at 8-6 with 16:05 to play.

Scott's falling lay-up after being fouled and subsequent free throw provided a much-needed lift for the Cougars, putting them up 14-12 with 11:11 remaining in the period. The shot sparked a 19-2 run by UH over the next 4:59 and left the home squad up by 14 at 28-14.

The UH lead swelled to 20, at 38-18, on back-to-back three-point field goals by Button and Taylor with 4:40 left in the half.

Riding a wave of hot shooting (48.6 percent for the half) and a 28-4 advantage in points off turnovers, the Cougars took a 45-28 lead into the intermission. The stingy UH defense force 16 UCF turnovers in the first half and 24 for the game.

Button's three-pointer at the 14:50 mark of the second period pushed the Cougars' lead to its highest of the afternoon at 56-34.

A quick 6-0 run by UCF cut the lead to 56-40, but Scott stopped the bleeding with a three-pointer to push the home advantage back to 19 with 13:46 to play.

The Knights were resilient down the stretch as they continued to cut into the UH leads, whittling it down to just seven points, 70-63, on a three-pointer by Amber Kirkpatrick with 2:40 to play. Houston responded after the threat to end the game on a 10-2 run and notch its 12th victory of the season.

Kirkpatrick led the way for UCF with 19 points.

Min	FG	3FG	FT	R	F	A	TO	B	S	TP	
Cannon*	32	5-16	0-0	4-4	10	3	0	4	0	2	14
Kirkpatrick*	28	7-10	2-4	3-4	2	5	0	1	0	0	19
Mealings*	36	6-12	0-1	2-2	3	1	6	6	0	4	14
Patrick*	37	1-8	0-0	0-0	8	1	3	4	1	4	2
Wiley*	19	0-5	0-1	2-2	3	2	1	3	0	1	4
Stovall	2	0-0	0-0	0-0	0	0	0	0	0	0	1
Daniels	14	3-6	0-0	0-1	5	2	0	3	0	1	2
Kelly	1	0-0	0-0	0-0	0	0	0	0	0	0	0
Caldwell	2	0-0	0-0	0-0	0	0	0	1	0	0	0
White	24	4-6	0-0	0-2	2	4	2	2	0	1	2
Paige	5	0-1	0-0	0-0	2	0	0	0	0	0	0
Team				5							
Totals	200	26-64	2-6	11-15	40	20	12	24	1	14	65

Min	FG	3FG	FT	R	F	A	TO	B	S	TP	
Mason*	31	2-5	0-0	1-3	8	3	2	3	2	1	5
Taylor*	34	10-13	1-1	6-8	7	3	2	2	4	1	27
Scott*	33	5-10	1-4	5-5	4	2	1	4	0	2	16
Landry*	25	4-5	0-1	1-2	2	1	4	4	0	5	9
Johnson*	28	2-7	0-1	1-2	4	2	3	3	0	3	5
Morton	8	0-2	0-2	0-0	2	1	1	1	0	0	0
Jakobson	3	1-2	0-0	0-0	0	0	0	0	0	0	3
Joseph	7	1-2	0-0	1-2	5	2	0	1	1	0	3
Button	23	3-9	3-6	2-2	0	2	2	1	0	0	10
Bradley	1	0-0	0-0	0-0	0	0	0	0	0	0	0
Hill	7	1-3	0-0	0-0	1	0	1	0	0	0	2
Team				1							
Totals	200	29-58	5-17	17-24	34	16	19	7	12	80	

Halftime: Houston 45, UCF 28. FG%: UCF 40.6, Houston 50.0.
 3FG%: Houston 29.4, UCF 33.3. FT%: Houston 70.8, UCF 73.3.
 Officials: Ken Drayton, Gator Parrish, Erica Bradley
 Technicals: None
 Att.: 465

GAME 19 - Jan. 29, 2009 • Moody Coliseum • Dallas, Texas

	Houston	56
	SMU	59

DALLAS - A three-pointer by Brittany Gilliam with just five seconds remaining spoiled the upset bid by the University of Houston women's basketball team as the Cougars fell to Conference USA co-leader SMU 59-56 at Moody Coliseum.

The Cougars did not get off to the start they hoped in the road environment, misfiring on eight of their first nine shots from the floor to allow the Mustangs to jump out to an early 10-2 advantage.

SMU's first half lead reached as many 12 at the 10:30 mark, but the Cougars got a spark off the bench from sophomore center Cobilyn Hill. The Houston native entered the game with 7:08 to play in the period and responded by making 5-of-8 field goals to lead all scorers at the intermission with 10 points.

Hill finished the game with a season-high 19 points on 9-of-17 shooting and tied fellow sophomore Courtney Taylor for the team lead in rebounding with eight. Taylor scored 12 points on the night while freshman Roxana Button contributed 11.

Led by the Hill the Cougars cut their first half deficit to just five points on several occasions, but their poor shooting half left them down 31-26 at the intermission. UH shot just 29.7 percent during the first half.

By comparison, SMU was proficient on its home court in the opening 20 minutes, making 14-of-34 shots for a 41.2 team shooting percentage.

During the opening minutes of the second period, which saw four ties and eight lead changes, a quick pair of buckets left the Cougars down only one, 31-30, but SMU remained ahead until an old-fashion three-point play by UH's Ashlee Joseph tied the game at 37-37. A lay-up by Taylor just over a minute later gave the Cougars their first lead of the night.

The two teams went back-and-forth for the next few minutes until UH found itself down two, 48-46, on a three-pointer by SMU's Jillian Samuels, but a 8-2 run by the Cougars left them in control and leading by four, 54-50, with 4:32 remaining.

With 3:06 left to play the Cougars went up five, 56-51, on a lay-up by Brittany Mason, but the bucket would be the last of the night for UH as it was outscored 8-0 down the stretch.

Houston (9-4)												
Min	FG	3FG	FT	R	F	A	TO	B	S	TP		
Mason*	31	1-3	0-0	2-2	7	1	2	2	0	2	4	
Scott*	16	0-5	0-1	0-0	4	2	0	1	0	0	0	
Landry*	33	2-9	0-1	0-0	3	1	2	1	0	0	4	
Taylor*	34	6-19	0-1	0-0	8	2	2	2	2	3	12	
Johnson*	7	0-1	0-1	0-0	1	0	1	1	0	1	0	
Morton	13	0-3	0-1	0-0	1	1	1	0	0	1	0	
Jakobson	2	0-0	0-0	0-0	0	0	0	0	0	0	0	
Joseph	10	2-7	0-0	2-3	7	0	0	0	1	0	6	
Button	31	4-8	2-4	1-2	2	2	2	1	0	0	11	
Hill	23	9-17	0-0	1-2	8	1	0	1	4	1	19	
Team					3							
Totals	200	24-72	2-9	6-9	44	10	10	9	7	8	56	

SMU (13-7)												
Min	FG	3FG	FT	R	F	A	TO	B	S	TP		
Wills*	30	5-10	0-0	0-0	6	2	1	0	0	0	10	
Gilliam*	30	4-11	1-3	2-2	7	0	4	3	1	1	11	
Hill*	23	2-6	1-2	2-2	2	0	2	1	0	1	7	
Day*	27	0-5	0-1	0-0	8	1	1	3	0	1	0	
Severin*	25	2-5	0-0	0-0	4	1	0	1	0	1	4	
Elliott	22	4-8	0-0	1-2	6	3	2	3	1	0	9	
Shell	1	0-0	0-0	0-0	0	0	0	0	0	1	0	
Mitcham	5	1-2	0-0	0-0	2	0	0	1	0	0	2	
Mahnesmith	16	2-3	1-1	0-0	1	1	0	0	0	0	5	
Samuels	21	4-11	3-6	0-0	4	1	3	2	0	0	11	
Team					3							
Totals	200	24-61	6-13	5-6	43	9	13	15	3	4	59	

Halftime: SMU 31, Houston 26. FG%: SMU 39.3, Houston 33.3.
 3FG%: SMU 46.2, Houston 22.2. FT%: SMU 83.3, Houston 66.7.
 Officials: Daryl Humphrey, Brian Hall, Ernie Solis
 Technicals: Houston - TEAM.
 Att.: 710

GAME 20 • Jan. 31, 2009 • Reynolds Center • Tulsa, Okla.

	Houston	68
	Tulsa	46

TULSA, Okla. - Paced by a game-high 17 points from sophomore guard Brittney Scott and the 21st career double-double by sophomore forward Courtney Taylor, the University of Houston women's basketball team notched a 68-46 road victory over Tulsa at the Reynolds Center.

Scott, who was held scoreless in the Cougars' loss to SMU, was proficient on Saturday as she made seven of her nine field goal attempts. For her part, Taylor made 4-of-8 shots and pulled down 10 rebounds to lead all players on the glass. As a team, the Cougars used impressive ball movement to rack up 14 assists on 27 field goals in the game.

Also contributing solid outings for the Cougars were sophomore forward Brittany Mason, who scored five points, hauled down seven rebounds and handed out four assists, and freshman point guard Porsche Landry, who enjoyed a solid night by going 4-of-4 from the free throw line to help put eight points on the scoreboard. Landry also dish out three assist and collected two steals.

Sophomore Cobilyn Hill, who enjoyed a breakout game off the bench against SMU, proved to be a factor in the opening minutes of the Tulsa game as she drew the start and scored the first two UH baskets of the night. On the night, Hill finished with 10 points and seven rebounds in her 10th start of the season.

After the game was tied a 6-6, the Cougars got four points from both Taylor and Scott to spark a 8-0 run that left them up by the count of 14-6 with 13:57 on the clock.

The Houston lead reached as many as 10 on three occasions before Roxana Button's three-pointer with just 27 seconds left proved to be the final points of the opening period and sent the teams to the locker room with UH leading 37-26. Scott was the only player in double-digit scoring at the break with 10 points as the Cougars shot a blistering 57.1 percent (16-of-28) in the game's first 20 minutes.

Houston's hot shooting cooled only slightly after halftime, when it made 11-of-25 second half shots (44.0 shooting percentage), but the team kicked its defense up a notch and held the Golden Hurricane to just five field goals on 26 attempts in the half for a frustrating 19.2 field goal percentage.

Early in the second half, the Cougars scored the first two baskets of the period to push their lead to 15 on a lay-up by Hill at the 17:49 mark.

Tulsa pulled to within 10 points at 45-35 with 12:44 to play, but a three-pointer from Scott sparked an 11-0 run which gave UH total control of the game and left it leading, 56-35, at the 8:18 mark. A Scott jumper with 2:52 to play gave Houston its biggest lead of the night, 66-41, and the Cougars cruised down the stretch to their 13th win of the season.

Houston (13-7)												
Min	FG	3FG	FT	R	F	A	TO	B	S	TP		
Mason*	31	2-6	0-0	1-2	7	2	4	3	1	3	5	
Taylor*	23	4-8	0-0	3-5	10	4	2	0	2	1	11	
Hill*	21	5-11	0-0	0-2	7	4	2	1	1	1	10	
Scott*	7-9	1-1	2-2	2-2	1	1	4	0	1	1	17	
Landry*	31	2-3	0-0	4-4	0	0	3	3	0	2	8	
Morton	6	0-1	0-1	0-0	0	1	0	0	0	0	0	
Jakobson	7	1-3	0-0	0-0	2	0	0	0	0	0	2	
Joseph	11	3-6	0-0	0-0	2	1	0	0	0	0	11	
Button	23	2-2	1-1	1-2	1	0	0	2	0	1	6	
Bradley	3	0-1	0-0	0-0	1	1	0	0	0	0	0	
Johnson	16	1-3	0-0	1-2	1	0	2	0	0	0	3	
Team					5							
Totals	200	27-53	2-3	12-19	37	14	14	13	4	9	68	

Southern Miss (11-7)												
Min	FG	3FG	FT	R	F	A	TO	B	S	TP		
Johnson*	17	3-8	0-0	0-2	3	1	0	3	1	1	6	
Vaughan*	32	3-12	1-2	0-0	4	1	0	2	0	0	7	
Williams*	23	3-10	0-0	0-0	6	3	0	1	2	1	6	
Beer*	32	2-5	1-3	0-0	2	0	1	2	0	0	5	
Jackson*	33	1-6	0-3	0-0	5	2	2	2	0	1	2	
Deware	3	0-0	0-0	0-0	1	0	0	0	0	0	0	
Hamilton	9	0-1	0-1	0-0	1	2	0	2	0	0	2	
Bradley	11	2-6	1-2	0-0	0	1	0	2	0	0	5	
Cousnard	24	2-3	0-0	5-4	10	4	1	1	1	0	9	
Scott	14	1-4	0-0	4-4	1	3	0	1	0	2	6	
Brooks	2	0-1	0-0	0-0	0	0	0	0	0	0	0	
Team					1							

Halftime: Houston 37, TU 26. FG%: Houston 50.9, TU 30.4.
 3FG%: Houston 66.7, TU 27.3. FT%: TU 75.0, Houston 63.2.
 Officials: Kelly Johnson, Charles Carroll, Eric Beamer
 Technicals: None.
 Att.: 1252

GAME 21 • Feb. 4, 2009 • Tudor Fieldhouse • Houston, Texas

	Houston	66
	Rice	56

HOUSTON - Led by another stellar performance from sophomore center Cobilyn Hill, who produced a game-high 18 points to go along with eight rebounds and six blocked shots, the University of Houston women's basketball team earned a 66-56 victory over cross-town rival Rice at Tudor Fieldhouse.

Hill, who poured in 14 of her 18 points in the second half, stepped up her game during UH's three-game road trip during which she led the team by averaging 15.7 points per contest. Joining her in double figure scoring Wednesday against the Owls was sophomore guard Brittney Scott, who made 5-of-9 field goals for 13 points.

Sophomore forward Courtney Taylor fell just short of notching her 22nd career double-double, grabbing 10 rebounds to go along with eight points.

Both team struggled in the opening minutes of the first half, with Rice missing its first seven shots from the floor and UH turning the ball over four times. Taylor's short jumper at the 17:55 mark of the first half broke the scoring ice after several minutes of frustration on both sides.

The game remained close and was tied at 6-6 with 15:21 to play in period when the Cougars went on a 14-4 run over the next 3:17 to build a 10-point advantage, 20-10.

UH's lead swelled to as many as 12, 28-16, in the first half on a lay-up by Scott as the Cougars made eight of their first 10 field goal attempts in the game. The tide shifted slightly at the end of the first half when the Owls outscored the visitors 10-4 during the final 4:19 of the half to go into intermission down only six, 32-26.

On the first possession after halftime, Hill's lay-up pushed the Cougars advantage to eight, but Rice rallied with a 12-4 run to tie the game, 38-38, with 15:51 to play.

Rice once again tied the game, this time at 42-42, but Hill made all three baskets of a 6-0 UH run that left the visitors leading 48-42 with 11:36 to play. The Owls cut the lead back down to a single possession, 51-48, with 7:29 to play, but that would be as close as they came to holding off the Cougars, who used a 15-3 run over the next 6:54 to seal the win.

Houston (14-7)												
Min	FG	3FG	FT	R	F	A	TO	B	S	TP		
Mason*	26	2-5	0-0	2-2	3	1	1	1	0	2	6	
Taylor*	31	4-12	0-1	0-2	10	2	3	0	1	3	8	
Hill*	26	6-12	0-0	6-6	8	3	1	4	6	1	18	
Scott*	36	5-9	2-5	1-2	4	1	0	3	0	1	13	
Landry*	24	4-9	0-1	0-0	4	1	2	3	0	1	8	
Joseph	17	2-3	0-0	0-0	4	0	0	0	0	0	4	
Button	20	3-6	0-0	1-3	2	1	1	2	0	0	7	
Johnson	20	1-2	0-0	0-0	3	1	2	2	0	1	2	
Team					4							
Totals	200	27-58	2-7	10-15	42	10	10	16	7	9	66	

Rice (5-17)												
Min	FG	3FG	FT	R	F	A	TO	B	S	TP		
Elliott*	35	2-11	1-7	2-2	8	1	1	2	0	1	7	
Carter*	13	0-2	0-0	0-0	3	0	0	0	1	1	0	
Fulton*	33	4-16	0-3	1-2	2	3	3	2	1	1	9	
Smart*	26	2-9	1-5	2-2	2	2	6	6	0	2	7	
Watts*	21	5-7	3-4	2-2	4	4	0	1	0	2	15	
Hypolite	20	2-5	0-1	0-0	3	0	0	2	0	0	4	
Home	15	1-3	1-2	0-1	5	0	3	1	0	1	3	
Carmon	5	0-0	0-0	0-0	0	0	0	0	0	0	0	
Ashford	27	4-11	1-3	0-0	4	3	1	0	5	0	9	
Wittmayer	3	1-2	0-0	0-0	1	1	0	0	0	0	2	
Mayse	2	0-0	0-0	0-0	0	0	0	0	0	0	0	
Team					5							
Totals	200	21-66	7-25	7-9	38	14	14	14	7	8	56	

Halftime: Houston 32, Rice 26. FG%: Houston 46.6, Rice 31.8.
 3FG%: Houston 28.6, Rice 28.0. FT%: Rice 66.7, Houston 66.7.
 Officials: Jeff Caudle, Peter Contr

GAME 22 • Feb. 7, 2009 • Hofheinz Pavilion • Houston, Texas

	Rice	50
	Houston	70

HOUSTON - Paced by a career-high 26 point from sophomore center Cobilyn Hill, the University of Houston women's basketball team improved to 10-0 on its home court Saturday by defeating Rice, 70-50, at Hofheinz Pavilion.

Hill's outstanding game came on a night where she was almost flawless from the floor, making 11-of-13 shots to help her top her previous career high of 23 points set against Akron last season. In addition to her spectacular play on the offensive end, Hill also swatted a game-high five blocks to give her a team best 42 for the year.

In addition to Hill's standout performance, sophomore forward Courtney Taylor collected her 13th double-double of the season, finishing with 13 points and 13 rebounds. The double-double night is also the 22nd such game of Taylor career ranking her second on the C-USA active double-double performers list, behind only junior Pauline Love of Southern Miss.

Joining Hill and Taylor in the double-figure scoring column was sophomore guard Brittney Scott, who contributed 12 points and five rebounds while tying a career-high with seven assists.

The Cougars got rolling early in the contest and never looked back, scoring the first 10 points of the game to set the early tone and force a timeout from Rice head coach Greg Williams.

A fast break lay-up by Porsche Landry out of the timeout pushed the lead to 12-0 before a short jumper by D'Frantz Smart finally put the Owls on the scoreboard at the 14:53 mark, ending an 0-for-6 shooting skid to start the game.

A jumper by Scott pushed the Cougars' lead to 14, 25-11, with 7:22 to play, but the Owls rallied and attempted to claw their way back into the contest. Rice used an 11-4 run over the next 3:48 to pull within seven at 29-22 and 3:21 remaining on the clock.

Houston recovered to score four of the half's final five points to head into the intermission leading 33-23. Hill led all scorers at the break with 12 points on 6-of-7 first half shooting.

After retaking the court following the break, Hill went back to work, scoring the Cougars' first six points of the second half. The Owls, meanwhile, converted their first three shots of the period to pull within eight at 39-31 on a Candace Ashford three-pointer at the 18:05 mark.

Scott and Taylor connected on back-to-back three pointers to give the Cougars their biggest lead of the afternoon at 15 55-40 with 8:18 on the clock.

Houston pulled away down the stretch to earn their fourth straight win over their cross-town rivals and improve their stranglehold on the all-time series to 43-7.

Rice (5-18)												
Min	FG	3FG	FT	R	F	A	TO	B	S	TP		
Elliott*	31	3-8	1-3	0-0	4	2	0	3	0	3	7	
Carter*	16	1-3	0-0	1-4	4	1	0	1	0	1	3	
Smart*	32	2-6	0-0	0-0	3	3	2	3	0	1	4	
Watts*	16	2-6	1-2	0-0	0	0	1	1	0	0	5	
Fulton*	26	1-7	0-1	2-2	2	3	2	5	0	3	4	
Hypolite	19	3-11	1-4	1-2	4	0	2	1	0	2	8	
Horne	2	0-1	0-0	0-2	0	0	0	1	0	0	0	
Carmon	10	0-1	0-1	3-4	0	1	0	0	0	0	3	
Ashford	14	1-4	1-2	0-0	2	1	0	0	1	0	3	
Wittmayer	8	1-3	0-1	0-0	4	2	0	0	0	0	2	
Mayse	26	5-40	0-2	1-4	4	2	1	2	1	0	11	
Team					4							
Totals	200	19-60	4-17	8-18	31	15	8	19	2	10	50	

Houston (15-5)												
Min	FG	3FG	FT	R	F	A	TO	B	S	TP		
Mason*	27	2-3	0-0	0-0	4	3	1	5	2	3	4	
Taylor*	34	3-7	1-1	6-8	13	1	2	3	1	3	13	
Hill*	31	11-13	0-0	4-6	9	1	0	2	5	0	26	
Scott*	29	4-13	1-7	3-4	5	3	7	4	0	2	12	
Landry*	30	4-10	0-2	0-0	5	3	5	5	0	3	8	
Morton	6	0-0	0-0	0-0	1	0	1	1	0	0	0	
Jakobson	3	0-0	0-0	0-0	0	0	0	1	0	0	0	
Joseph	22	0-4	0-0	2-2	8	3	1	0	2	0	2	
Button	16	0-5	0-3	2-2	1	0	1	2	0	0	2	
Bradley	2	1-2	1-1	0-0	0	0	0	0	0	0	3	
Team					3							
Totals	200	25-57	3-14	17-22	49	14	18	23	10	11	70	

Halftime: Houston 33, Rice 23. FG%: Houston 43.9, Rice 31.7.
 3FG%: Rice 23.5, Houston 21.4. FT%: Houston 77.3, Rice 44.4.
 Officials: Gina Cross Brian Hall, Gator Parrish
 Technicals: None
 Att.: 827

GAME 23 • Feb. 12, 2009 • Hofheinz Pavilion • Houston, Texas

	Tulane	53
	Houston	60

HOUSTON - After a sluggish first half, sophomore Courtney Taylor erupted for 15 points in the game's final 20 minutes to lead the University of Houston women's basketball team to a 60-53 win over Conference USA-rival Tulane at Hofheinz Pavilion.

Taylor led all scorers with a game high 21 points, shooting 6-of-13 from the floor and a 9-of-10 mark from the charity stripe. Joining Taylor in double-figures were freshmen Porsche Landry and Roxana Button, who finished with 12 points and 10 points, respectively.

Sophomore Brittney Mason pulled down a career-high 12 rebounds to lead all players.

Houston (16-7, 8-3 C-USA) moved within half a game of UCF for second place in the conference standings, just a game and a half back from conference leader Southern Miss.

Trailing by five at 39-34 with 13:54 to play in the game, the Cougars erupted for a 15-0 run to open a 10 point lead, 49-39. Houston's defense held the Green Wave scoreless for more than seven minutes before they could stop the bleeding with a jumper at the 6:38 mark, allowing UH to take control.

Taylor and Hill paced the run with four points apiece during the stretch. Both teams battled through the opening minutes of the first half with each side struggling to take the upper hand. After exchanging baskets to an 8-8 tie, the Green Wave pieced together a 9-2 run to open up a 17-10 lead.

The Cougars countered with a quick 6-0 burst to cut the deficit to one but the team's eight first-half turnovers halted any chance for an extended run. While searching for a rhythm on the offensive end of the floor, Houston's defense kept them within striking distance, holding the Green Wave to just 6-of-21 (.286) from the floor in the opening period.

Sophomore Brittney Scott jumper beat the halftime buzzer with a jumper to send Houston into the locker room trailing by four, 29-25. Button and Landry helped keep the Cougars in the game, combining for 13 of the team's first-half points on 6-of-9 (.667) shooting.

Tulane (14-11)												
Min	FG	3FG	FT	R	F	A	TO	B	S	TP		
Lindsey*	18	3-8	0-0	1-2	6	5	0	3	0	1	7	
Benzio*	30	1-6	0-0	3-5	7	1	1	0	2	0	4	
Langford*	36	1-10	0-0	2-2	7	2	5	1	0	2	4	
Valdevic*	31	5-10	1-1	3-4	5	3	3	2	1	2	14	
Kaljo*	30	5-14	3-10	2-2	8	1	0	0	0	3	15	
Jackson	4	0-0	0-0	0-0	1	0	0	1	0	0	0	
Barnes	9	0-5	0-0	2-4	2	1	0	2	0	1	2	
Aldoo	13	1-2	0-0	0-0	0	2	1	0	1	0	2	
Brown	24	2-9	0-2	0-1	2	3	2	4	0	4	4	
Nwokedi	3	0-0	0-0	0-2	2	1	0	1	2	0	0	
Slaton	1	0-0	0-0	0-0	0	0	0	0	0	0	1	
Team					3							
Totals	200	18-64	4-13	13-22	42	19	12	14	6	13	53	

Houston (16-7)												
Min	FG	3FG	FT	R	F	A	TO	B	S	TP		
Mason*	37	1-3	0-0	0-0	12	2	2	3	3	1	12	
Taylor*	27	6-13	0-1	9-10	5	3	0	4	2	1	21	
Scott*	20	2-10	1-5	2-2	3	1	2	5	0	1	7	
Landry*	27	5-8	0-0	2-4	5	5	3	5	1	2	12	
Hill*	30	3-10	0-0	0-1	4	2	1	1	3	0	6	
Jakobson	3	0-0	0-0	0-0	0	0	0	0	0	0	0	
Joseph	12	1-2	0-0	0-0	0	0	0	0	0	0	2	
Johnson	3	0-0	0-0	0-0	0	1	0	0	0	0	0	
Button	31	4-10	1-2	1-2	5	2	0	3	0	0	10	
Team					4							
Totals	200	22-56	2-8	14-19	46	16	8	21	9	5	60	

Halftime: Houston 25 Tulane 29. FG%: Tulane 31.0, Houston 35.5.
 3FG%: Houston 0.0, Tulane 33.3. FT%: Tulane 60.0, Houston 50.0.
 Officials: Jacob Tingle, Luis Gonzalez, Scotty Herman
 Technicals: None
 Att.: 423

GAME 24 • Feb. 19, 2009 • Hofheinz Pavilion • Houston, Texas

	UTEP	72
	Houston	75

HOUSTON - For this first time this season, the University of Houston women's basketball team could not come up with a victory on its home court, falling to UTEP 75-72 at Hofheinz Pavilion to snap the Cougars' four-game winning streak and 11-game home winning streak.

The loss drops the Cougars' overall record this season to 16-8 with an 8-4 mark in Conference USA games, while UTEP improves to 15-10 and 8-4 in league action. For the game, UTEP shot an impressive 55.8 percent (29-of-52) from the field and 50 percent (8-of-16) from three-point range.

Sophomore Courtney Taylor collected her 23rd career double-double, finishing with a team-leading 24 points and 11 rebounds. Center Cobilyn Hill narrowly missed a double-double game of her own, ending play with 17 points and nine rebounds, while guard Brittney Scott rounded out the Cougar scorers in double-figures with 15 points.

In the early portion of the game with UH trailing 8-6 and 15:31 to play in the opening period, the Cougars made their move as a rebound followed by a put-back by Brittney Mason sparked a 13-2 run by UH and left the home squad leading 19-10.

UTEP struck back with an 8-0 run of its own after the Cougars' spurt to pull within one at 19-18 and 9:26.

The Miners overcame the early deficit and built a 38-26 advantage at halftime as UTEP was hot from the floor during the game's opening 20 minutes, shooting a blazing 61.5 percent (16-of-26). The Miners were also lethal from long distance as they made 5-of-8 three point field goals in the half.

The Cougars were able to stay in the game by holding a 21-to-13 advantage in rebounding with 13 boards coming on the offensive glass leading to 15 second chance points. For the game, UH outrebounded UTEP 41-to-31.

Five straight points from Scott regained the lead for the Cougars at 43-42 with 16:05 on the clock. Unlike the first half, UTEP struggled shooting the ball in the early minutes of the second half, misfiring on their first five shots before back-to-back scores by Deitra Caldwell gave them a 47-45 lead with 14:45 to play. The baskets reignited the UTEP offense and were part of a 12-3 run by the Miners that forced a timeout from UH head coach Joe Curl with his team trailing 54-48 and 12:46 to play.

UTEP's lead swelled to as many as eight at 67-59 on a long jumper by Sviatlana Trukshanina with 5:37 remaining, but the Cougars we chip away as the game came down to the final minute.

A three pointer by Scott with 11 ticks left on the clock pulled the Cougars to within one at 73-72, but Trukshanina made a pair free throws and a final second three-pointer by Jasmine Johnson could not find the mark to give the game its final score.

UTEP (15-10)												
Min	FG	3FG	FT	R	F	A	TO	B	S	TP		
Chambe*	18	2-3	0-0	2-4	5	2	1	1	1	0	6	
Williams*	40	5-8	1-1	0-1	4	2	0	3	0	3	11	
Hughes*	40	10-19	1-3	5-8	3	0	7	4	1	3	26	
Caldwell*	34	5-9	3-6	0-1	5	1	2	2	1	0	13	
Jones*	24	1-4	0-1	0-0	3	1	3	3	0	1	2	
Hillman	16	0-1	0-0	0-0	4	1	0	2	0	1	0	
Trukshanina	22	6-8	3-5	2-2	1	2	0	0	0	0	17	
Goodwin	6	0-0	0-0	0-0	2	5	0	0	1	0	0	
Team					4							
Totals	200	29-52	8-16	9-16	31	14	13	15	4	8	75	

Houston (16-8)												
Min	FG	3FG	FT	R	F	A	TO	B	S	TP		
Mason*	38	1-4	0-0	1-2	7	2	2	4	0	1	3	
Taylor*	38	8-19	1-2	7-9	11	3	4	1	1	1	24	
Hill*	34	6-13	0-0	5-9	9	2	0	3	1	1	17	
Scott*	32	6-15	3-10	0-0	4	2	3	1	0	1	15	
Landry*	25	4-9	0-1	0-0	3	5	3	0	3	0	8	
Joseph	8	0-1	0-0	0-0	2	0	0	0	0	0	0	
Button	15	2-3	1-2	0-0	2	2	1	1	0	0	5	
Johnson	10	0-2	0-1	0-0	1	0	0	1	0	1	0	
Team					2							
Totals	200	27-66	5-16	13-20	41	16	13	14	2	8	72	

Halftime: UTEP 38, Houston 36. FG%: UTEP 55.8, Houston 40.9.
 3FG%: UTEP 50.0, Houston 31.3. FT%: UTEP 56.3, Houston 65.0.
 Officials: Darcie Dall, Carla Fountain, Arthur Washington
 Technicals: None
 Att.: 601

GAME 25 • Feb. 20, 2009 • Hofheinz Pavilion • Houston, Texas

	Rice	73
	Houston	75

HOUSTON - Falling just one steal shy of only the fourth triple-double in the history of the program, sophomore forward Courtney Taylor willed the University of Houston women's basketball team to a 75-73 come-from-behind victory over SMU at Hofheinz Pavilion.

The Crockett, Texas, native piled up 23 points on 10-of-14 shooting from the floor while adding 14 rebounds and nine steals. The double-double is the 24th of her career, ranking her second on the Conference USA list of active double-double performers. Taylor nearly joined the exclusive group of triple-double performers, the last of which came when former Cougar Stacey Johnson tallied 25 points, 10 rebounds and 10 assists in a win over Ball State on Dec. 29, 1994.

The win improved UH's overall record to 17-8 this season with a 9-4 mark in C-USA, while SMU fell to 16-10 overall and tied with the Cougars at 9-4 in league play.

The first half was a back and forth affair with the Cougars holding a slim one point lead at the 8:47 mark, 18-17, before a run by the Mustangs allowed them to take control of the game. SMU claimed 10 of the next 12 points to give them a seven point lead, 27-20, with 5:03 to play in the half.

SMU got a three-pointer from Brittany Gilliam with just three ticks left in the half to give them their largest lead of the half and send them to the locker room leading 41-33.

Following the intermission, the Cougars fought hard to keep the game close, but still found themselves trailing by eight, 62-54, with 8:37 remaining.

Trailing 68-61, Taylor caught the ball down low and was fouled to send her to the charity stripe. Sinking both free throws, Hill sparked an 8-0 run by the Cougars that gave them a one point lead with 2:08 to play, the first advantage for UH since the 8:47 mark of the first half. The Cougars took the lead on a steal and lay-up by Taylor, a play which would look all too familiar to the Mustangs in the final moments of the game.

After SMU had retaken the lead by one point, 74-73, another steal and lay-up by Taylor would give the Cougars the lead for good with just 23 seconds remaining.

A free throw from freshman Porsche Landry and a stop on the defensive end iced the win for UH.

Joining Taylor in double figure scoring for the Cougars were sophomore Brittany Scott, who finished with 14 and freshmen Roxana Button and Landry with 12 and 11, respectively.

SMU (16-10)												
	Min	FG	3FG	FT	R	F	A	TO	B	S	TP	
Willis*	32	9-15	0-0	4-6	13	2	2	1	0	1	22	
Gilliam*	35	7-13	4-5	2-3	4	1	8	7	1	2	20	
Severin*	21	1-7	0-0	1-2	4	2	0	1	0	2	3	
Day*	24	1-3	0-0	0-0	0	2	1	4	2	3	5	
Samuels*	25	2-8	1-6	0-0	3	3	3	1	0	2	2	
Hill	17	1-3	0-1	0-0	0	1	1	0	0	1	2	
Brandenburg	2	0-0	0-0	0-0	0	0	0	0	0	0	0	
Elliott	23	5-8	0-0	1-1	3	2	1	1	2	1	11	
Shell	12	3-4	0-0	0-0	1	1	2	1	1	1	6	
Mitcham	3	1-1	0-0	0-0	2	2	0	1	0	0	2	
Mahnesmith	6	0-1	0-0	0-0	0	1	0	2	0	2	0	
Team											3	
Totals	200	30-63	5-12	8-12	33	17	18	19	6	15	73	

Houston (17-8)												
	Min	FG	3FG	FT	R	F	A	TO	B	S	TP	
Mason*	29	1-8	0-1	1-2	4	2	2	2	0	2	3	
Taylor*	35	10-14	1-1	2-5	14	3	2	4	2	9	23	
Hill*	28	1-5	0-0	2-2	5	3	0	0	3	0	4	
Scott*	32	5-11	2-5	2-4	2	3	3	0	1	14		
Landry*	28	4-5	0-0	3-6	4	0	3	4	0	2	11	
Joseph	18	3-4	0-0	2-2	4	4	0	0	0	1	8	
Button	27	4-9	2-4	2-2	1	0	1	1	0	1	12	
Johnson	3	0-1	0-0	0-0	0	0	0	4	0	0	0	
Team											2	
Totals	200	28-57	5-11	14-23	36	15	11	189	5	16	75	

Halftime: SMU 41, Houston 33. FG%: Houston 49.1, SMU 47.6. 3FG%: Houston 45.5, SMU 41.7. FT%: SMU 66.7, Houston 60.9. Officials: Bryan Enterline, Lisa Mattingly, Bob Trammell. Technicals: None. Att.: 509

GAME 26 • Feb. 22, 2009 • Hofheinz Pavilion • Houston, Texas

	Tulsa	59
	Houston	55

HOUSTON - The Conference USA Championship aspirations of the University of Houston women's basketball team took a major blow as the Cougars dropped a 59-55 decision to Tulsa at Hofheinz Pavilion during the team's home finale.

The first career double-double by sophomore forward Brittany Mason was one of the few bright spots for the Cougars on the day as the LaPorte, Texas, native scored 10 points and hauled down 10 rebounds. Sophomore forward Courtney Taylor was the only other UH player in double-figure scoring as she narrowly missed a double-double of her own with a game-high 18 points to go along with nine rebounds.

Early shooting woes plagued the Cougars as after Cobilyn Hill made a lay-up on the game's opening possession, UH misfired on its next eight field goal opportunities, leaving Tulsa up by a score of 6-2 with 17:12 on the clock.

Trailing 8-6 with 13:32 to play, the Cougars went on a 7-0 run to take a 11-8 advantage, but the momentum soon swung back to the visitors as they claimed seven of the game's next nine points to take a 15-13 advantage with 7:52 to play.

A Roxana Button three pointer put the Cougars back in front 16-15 on the next trip down the court and the teams exchanged the lead three more times in the half before both squads went to the intermission with the game deadlocked at 26-26.

Neither team was able to establish much offensive rhythm in the game's opening 20 minutes, which featured 21 combined turnovers, including 10 by the home standing Cougars. The shooting percentages for both squads were less than desired at the break, with UH making just 11-of-31 field goals (35.5 percent) and Tulsa converting 11-of-32 chances (34.4 percent).

Following halftime, the Golden Hurricane tried to wrestle control of the game away from the Cougars by retaking the court with intensity and outscoring Houston 12-2. The spurt left the Cougars down 38-28 15:10 and force a timeout by UH head coach Joe Curl.

Three straight TU turnovers allowed the Cougars to retake the lead at 42-41 on a Mason jumper with 9:10 to play, but the game remained a back-and-forth affair.

Porsche Landry's steal and lay-up put the Cougars up in the game again, this time 46-45 with 5:23 to play and a pair of free throws by Taylor pushed the home lead to three, but the Golden Hurricane would step up their game in the closing moments.

Tulsa, which had been 0-for-5 from beyond the three-point arc, good two big long distance shots from Tatum Beer and one from ReShawndra Jackson that highlighted a 14-7 Golden Hurricane run to end the game.


The Cougars shot just 35 percent (21-of-60) for the game, which featured nine ties and 13 lead changes.

Tulsa (7-19)												
	Min	FG	3FG	FT	R	F	A	TO	B	S	TP	
Johnson*	19	4-7	0-0	2-2	6	4	1	2	3	0	10	
Williams*	36	7-18	0-0	4-7	13	0	3	7	4	4	18	
Beer*	29	2-6	2-5	0-0	1	2	3	1	0	2	6	
Jackson*	31	4-9	1-3	2-2	3	1	3	4	1	2	11	
Yauhin*	30	2-7	0-0	0-0	10	0	1	0	0	2	4	
Phillips	4	0-0	0-0	0-0	0	1	0	1	0	0	0	
Hamilton	3	0-0	0-0	0-0	0	0	0	0	0	0	0	
Cousinard	17	2-6	0-0	1-1	9	5	2	1	0	2	5	
Scott*	21	2-3	0-0	1-2	1	3	1	4	0	0	5	
Brooks	10	0-2	0-0	0-0	0	2	0	1	1	0	0	
Team											2	
Totals	200	23-58	3-8	10-14	45	18	14	22	9	12	59	

Houston (17-9)												
	Min	FG	3FG	FT	R	F	A	TO	B	S	TP	
Jakobson*	7	0-1	0-1	0-0	1	0	0	0	0	0	0	
Taylor*	35	5-16	1-2	7-9	9	1	2	4	0	2	18	
Hill*	24	4-10	0-0	0-2	3	4	0	0	3	1	8	
Scott*	27	3-11	1-4	1-1	1	0	4	4	0	3	8	
Landry*	24	2-6	0-2	0-0	2	0	2	5	0	2	4	
Mason	34	4-5	0-0	2-4	10	4	1	4	2	1	10	
Joseph	14	1-6	0-0	0-0	6	0	0	0	0	0	2	
Button	19	2-4	1-3	0-0	1	1	4	0	0	0	5	
Johnson	16	0-1	0-1	0-0	2	2	1	1	0	0	0	
Team											2	
Totals	200	21-60	3-13	10-16	37	12	15	18	5	9	55	

Halftime: Houston 26, Tulsa 26. FG%: Tulsa 39.7, Houston 35.0. 3FG%: Tulsa 37.5, Houston 23.1. FT%: Tulane 71.4, Houston 52.5. Officials: Laurie Porter, Tommy Salerno, Jody Taylor. Technicals: None. Att.: 606

GAME 27 • Feb. 26, 2009 • Cam Henderson Center • Huntington, W. Va.

	Houston	67
	Marshall	58

HUNTINGTON, W. VA. - Four players in double figure scoring and tough play down the stretch helped the University of Houston women's basketball team earn a 67-58 road victory over Marshall at the Cam Henderson Center.

Sophomore guard Brittney Scott made 4-of-5 three pointers to share the team lead in scoring at 16 points with classmate Courtney Taylor, who made 5-of-9 field goals to go along with a 6-of-8 mark from the charity stripe.

Center Cobilyn Hill chipped in with 13 points and a game-high nine rebounds while tying a season-best with six blocked shots. Freshman Porsche Landry rounded out the UH players in double figures with 11 points.

A pair of early steals led to fast break lay-ups for the Cougars as they jumped out at an early 6-2 lead in the opening minutes of the contest. Marshall countered by scoring the next four points to tie the game at 6-6, taking advantage of five UH turnovers in the games first eight and half minutes.

A steal by sophomore forward Brittany Mason set up a possession that netted the Cougars a three-pointer courtesy of Scott and a 9-6 lead with 10:47 to play. The basket kick started a 9-0 run for UH and left the visitors with a 15-6 advantage and 6:52 remaining on the clock.

Houston's defense was spectacular in the games first stanza, forcing seven turnovers from MU while allowing them to make only two of its first 17 shots.

Scott continued her impressive shooting in the first half as she was a perfect 3-of-3 from behind the arc in the half to help UH head to the locker room with a 31-23 advantage.

Landry drove to the lane to convert a pair of lay-ups on the Cougars first few possessions after the intermission as the two teams traded baskets during the second half's opening minutes.

Marshall closed the gap to six on two occasions, the last being on a lay-up by Alyssa Hammond with 2:28 to play.

UH sealed the win by scoring nie of its final 11 points from the free throw line, going 9-of-10 at the charity stripe during the game's final 4:14.

Houston (18-9)												
	Min	FG	3FG	FT	R	F	A	TO	B	S	TP	
Mason*	39	2-4	1-1	0-0	6	2	3	2	1	3	5	
Hill*	24	5-7	0-0	3-5	9	4	1	0	6	0	13	
Scott*	39	6-11	4-5	0-2	4	3	2	1	0	0	16	
Landry*	34	3-8	0-1	5-5	4	2	5	6	0	2	11	
Taylor*	28	5-9	0-1	6-8	4	2	2	1	0	1	16	
Joseph	26	2-4	0-0	0-0	3	3	0	0	0	0	4	
Button	6	1-6	0-2	0-0	3	0	0	0	0	0	2	
Johnson	4	0-0	0-0	0-0	1	0	1	0	0	0	0	
Team											2	
Totals	200	24-50	5-10	14-20	36	16	16	14	7	6	67	

Marshall (14-14)												
	Min	FG	3FG	FT	R	F	A	TO	B	S	TP	
Crook*	32	2-9	0-0	4-4	9	4	2	0	1	0	8	
Hammond*	30	2-8	0-1	0-0	6	3	1	1	0	1	4	
Barnette*	18	2-8	0-1	0-0	6	3	1	1	0	1	4	
Handy*	33	10-16	0-1	0-0	1	1	4	1	0	0	21	
Walters*	26	1-2	0-0	1-2	0	1	1	3	0	1	3	
Baker	23	4-10	2-2	3-4	5	3	4	0	0	1	13	
Mitchell	13	1-2	0-0	3-4	0	0	0	0	1	0	4	
Harris	16	1-4	0-0	1-2	3	1	1	1	0	0	3	
Brooks	9	1-4	0-0	0-0	0	1	0	0	0	0	2	
Team											2	
Totals	200	22-58	2-5	12-15	30	15	16	8	3	4	58	

Halftime: Houston 31, Marshall 23. FG%: Houston 48.0, Marshall 37.9. 3FG%: Houston 50.0, Marshall 40.0. FT%: Marshall 80.0, Houston 70.0. Officials: Angelica Suffren, Jeff Caudle, Angie Enlund. Technicals: None. Att.: 876

GAME 25 • Feb. 28, 2009 • Minges Coliseum • Greenville, N.C.

	Houston	66
	East Carolina	65

GREENVILLE, N.C. - Led by a career-high 27-point performance by sophomore guard Brittney Scott, the University of Houston women's basketball team defeated East Carolina in its regular season finale, 66-65, at Minges Coliseum. The win was also a historic one for head coach Joe Curl, who notched his 176th win at the helm of the Cougars to overcome former UH coach Dot Woodfin for the most coaching victories in program history.

Scott's impressive afternoon featured her 10-for-18 shooting performance with a 5-for-6 mark from the free throw line to top her previous career-high of 25 points set earlier this season against Memphis. Along with Scott, sophomore forward Courtney Taylor also enjoyed a big game for the Cougars. The Crockett, Texas, native who has only four points at the intermission after being in foul trouble during the first half, responded with 14 second half points to finish with 18 for the game along with a game-high 11 rebounds to notch her 25th career double-double.

After earning his 300th career coaching victory in the Cougar's win over Texas Southern earlier this season, the 2008-09 campaign has been a memorable one for Curl, who Saturday passed Woodfin for the most wins in program history. Woodfin notched 175 wins from 1976-85 while Curl is 176-151 in 11 years on the Cougars sideline. The Cougar floor general is already the longest tenured coach in program history, beating out Woodfin, who coached at UH for nine seasons, and Jessie Kenlaw, who served eight seasons from 1990-98. Only Guy V. Lewis, who coached the UH men's team from 1956-86, has coached basketball at UH longer than Curl.

Scott was a one-woman wrecking crew in the first half, accounting for over half of the Cougars' scoring with 18 points. The Orange, Texas, native was lethal from the floor making 7-of-11 field goals and going a perfect 3-of-3 from the free throw line.

Freshman Porsche Landry was also productive during the opening minutes of the first half, scoring eight of the team's first 16 points in the period. The first-year guard suffered a minor injury in the final minutes of the opening period, forcing her to sit out the second half of the ballgame. Sophomore Jasmine Johnson filled in at the point and was solid in 19 minutes off the bench.

Houston, which shot 45.2 percent for the period (14-of-31), went to the locker room at the intermission trailing by a single point at 34-33.

The game, which featured 11 ties and 15 lead changes, remained tight down throughout the second half.

ECU enjoyed its biggest lead of the night at 60-55 with 5:30 to play, but the Cougars stayed tough down the stretch. Trailing by one with 1:41 remaining, UH got the big play it needed as Scott converted a jumper in the lane while being fouled. The subsequent free throw by Scott gave the visitors a two-point lead.

After a Pirate free throw cut the lead to only one and a Brittany Mason missed free throw gave them the ball back with seven seconds to play, ECU had one last chance with the ball to change the outcome. Johnson had other plans as she intercepted a Pirate pass, allowing the clock to expire and the Cougars to claim the victory.

Houston (19-9)										
	Min	FG	3FG	FT	R	F	A	TO	B	TP
Mason*	36	4-7	0-0	0-1	7	1	2	3	0	8
Taylor*	29	7-17	1-2	3-4	11	3	2	1	3	18
Hill*	18	1-6	0-0	0-0	1	5	0	0	2	2
Scott*	39	10-18	2-7	5-6	6	3	3	4	0	27
Landry*	12	4-8	0-1	0-0	1	1	2	1	0	8
Joseph	24	0-3	0-0	1-2	4	1	0	0	0	1
Button	13	0-2	0-0	0-0	0	2	0	0	0	0
Bradley	10	0-2	0-0	0-0	1	0	0	1	0	0
Johnson	19	1-4	0-0	0-0	4	3	3	2	0	2
Team					3					
Totals	200	27-67	3-10	9-13	38	19	12	12	5	7

ECU (17-12)										
	Min	FG	3FG	FT	R	F	A	TO	B	TP
Gay*	12	0-0	0-0	0-0	2	1	0	1	0	0
Best*	23	3-3	0-0	2-4	3	4	0	1	1	8
Young*	31	6-13	0-3	5-6	2	2	2	0	0	17
Terry*	36	6-17	0-3	5-6	5	1	0	4	1	17
Husarova	14	1-1	0-0	0-0	2	0	2	0	0	2
Spivey	17	1-8	0-3	2-2	3	1	0	0	0	4
Cochran	12	1-2	0-0	0-0	2	1	0	1	1	2
Clarke	18	1-4	0-0	4-4	3	1	3	4	0	6
Smith	2	0-0	0-0	0-0	0	1	0	0	0	0
Wilson	22	1-2	0-0	3-6	8	2	0	3	0	5
Bowens	13	1-3	0-0	2-2	5	1	0	0	1	4
Team					3					
Totals	200	21-53	0-8	23-30	38	15	7	14	4	10

Halftime: ECU 34, Houston 33. FG%: Houston 40.3, ECU 39.6

3FG%: Houston 30.0, ECU 0.0. FT%: ECU 76.7, Houston 69.2.

Officials: Joe Cunningham, Carol Comanita, Felicia Grinter

Technical: Houston - TEAM.

Att.: 1853

SCHEDULE/RESULTS

OVERALL RECORD: 18-9 (Home: 12-2, Away: 5-6, Neutral: 1-1)

CONFERENCE USA: 10-5 (Home: 6-2, Away: 4-3)

Date	Opponent	UH Result	Streak	Record	C-USA	Points	Rebounds	Assists	Attendance
11/14	Southeastern Louisiana	W, 73-58	W1	1-0	0-0	(17) Button/Taylor	(10) Taylor	(5) Mason	429
11/15	Gardner-Webb	W, 79-58	W2	2-0	0-0	(18) Hill	(14) Taylor	(7) Landry	378
11/19	at Oregon State	L, 69-47	L1	2-1	0-0	(16) Taylor	(8) Taylor	(4) Landry	719
11/21	Miami (Fla.)	W, 70-64	W1	3-1	0-0	(16) Taylor	(17) Taylor	(3) Taylor	433
11/25	at TCU	L, 91-72	L1	3-2	0-0	(16) Button	(6) Joseph	(3) Landry/Button/Taylor/Morton	1941
12/2	at North Texas	W, 80-66	W1	4-2	0-0	(23) Landry	(12) Taylor	(5) Landry	866
12/5	Texas Southern	W, 64-44	W2	5-2	0-0	(19) Scott	(8) Taylor	(7) Landry	446
12/14	Cal Poly	W, 68-57	W3	6-2	0-0	(22) Taylor	(15) Taylor	(2) Taylor	417
12/20	vs. Boston College	L, 62-56	L1	6-3	0-0	(17) Scott	(12) Taylor	(2) Taylor/Scott/Landry/Button	341
12/21	vs. Buffalo	W, 80-62	W1	7-3	0-0	(25) Taylor	(16) Taylor	(7) Scott	428
12/28	Akron	W, 74-59	W2	8-3	0-0	(16) Taylor	(12) Taylor	(4) Scott	419
12/30	at Kansas	L, 73-56	L1	8-4	0-0	(15) Taylor	(8) Taylor/Hill	(4) Mason	1376
1/9	at Tulane*	W, 58-56	W1	9-4	1-0	(19) Scott	(12) Taylor	(3) Taylor	646
1/11	at UTEP*	L, 74-67	L1	9-5	1-1	(23) Taylor	(11) Taylor	(4) Scott	3646
1/16	UAB*	W, 61-50	W1	10-5	2-1	(12) Johnson	(7) Taylor	(3) Scott/Taylor	426
1/18	Memphis*	W, 83-65	W2	11-5	3-1	(25) Scott	(12) Taylor	(6) Landry	394
1/22	at Southern Miss*	L, 74-64	L1	11-6	3-2	(16) Joseph	(8) Johnson	(2) Landry/Scott	1628
1/15	UCF*	W, 80-65	W1	12-6	4-2	(26) Taylor	(8) Mason	(4) Landry	465
1/29	at SMU*	L, 59-56	L1	12-7	4-3	(19) Hill	(8) Hill/Taylor	(2) Button/Landry/Mason/Taylor	710
1/31	at Tulsa*	W, 68-46	W1	13-7	5-3	(17) Scott	(10) Taylor	(4) Mason	1252
2/4	at Rice*	W, 66-56	W2	14-7	6-3	(18) Hill	(10) Taylor	(3) Taylor	842
2/7	Rice*	W, 70-50	W3	15-7	7-3	(26) Hill	(13) Taylor	(7) Scott	827
2/12	Tulane*	W, 60-53	W4	16-7	8-3	(21) Taylor	(12) Mason	(3) Landry	423
2/14	UTEP*	L, 75-72	L1	16-8	8-4	(24) Taylor	(11) Taylor	(4) Taylor	601
2/20	SMU*	W, 75-73	W1	17-8	9-4	(23) Taylor	(14) Taylor	(3) Landry/Scott	509
2/22	Tulsa*	L, 59-55	L1	17-9	9-5	(18) Taylor	(10) Mason	(4) Button/Scott	606
2/26	at Marshall*	W, 67-58	W1	18-9	10-5	(16) Scott/Taylor	(9) Hill	(5) Landry	876
2/28	at ECU*	W, 66-65	W2	19-9	11-5	(27) Scott	(11) Taylor	(3) Johnson/Scott	1853

RECORD/ATTENDANCE SUMMARY

	G	W-L	Total	Average	High
Home	14	12-2	6773	484	827 vs. Rice (2/7/09)
<i>C-USA Games</i>	8	6-2	4251	531	827 vs. Rice (2/7/09)
Away	10	4-6	13625	1362	3646 at UTEP (1/11/09)
<i>C-USA Games</i>	8	5-3	11453	1432	3646 at UTEP (1/11/09)
Neutral	2	1-1	769	384	428 vs. Buffalo (12/21/08)
Total	28	19-9	16354	769	3646 at UTEP (1/11/09)
<i>C-USA Games</i>	16	11-5	15704	982	3646 at UTEP (1/11/09)

WIN/LOSS MARGIN

	1	2	3	4	5	6	7	8	9	10	11	12	13	14	15	16	17	18	19	20	21	22
Win	1	2				1	1		2	1	2				3	1		2		2	1	
Loss			1	1			1	1	1								1		1			2

OVERALL SEASON BOX SCORE

OVERALL RECORD: 19-9 (Home: 12-2, Away: 6-6, Neutral: 1-1)

CONFERENCE USA: 11-5 (Home: 6-2, Away: 5-3)

No.	Player	GP	GS	Min	Avg	TOTAL			3-PTS			REBOUNDS			PF	FO	A	TO	Blk	Stl	Pts	Avg				
						FG	FGA	Pct	3FG	FGA	Pct	FT	FTA	Pct									Off	Def	Tot	Avg
24	TAYLOR, Courtney	28	28	927	33.1	171	365	.468	9	22	.409	111	167	.665	83	201	284	10.1	73	1	52	53	49	64	462	16.5
11	SCOTT, Brittney	28	28	843	30.1	125	313	.399	47	142	.331	60	77	.779	28	57	85	3.0	48	0	63	77	1	34	357	12.8
22	BUTTON, Roxana	28	13	665	23.8	76	206	.369	29	79	.367	63	79	.797	16	46	62	2.2	44	0	35	55	0	22	244	8.7
20	LANDRY, Porsche	28	28	687	24.5	90	206	.437	6	29	.207	44	67	.657	28	51	79	2.8	60	3	78	107	2	51	230	8.2
51	HILL, Cobilyn	27	18	468	17.3	83	190	.437	0	0	.000	30	58	.517	53	73	126	4.7	61	1	10	30	60	10	196	7.3
05	MASON, Brittany	28	19	742	26.5	45	108	.417	1	2	.500	31	53	.585	69	101	170	6.1	60	1	41	56	22	44	122	4.4
34	JOHNSON, Jasmine	27	5	509	18.9	38	110	.345	8	25	.320	24	41	.585	27	48	75	2.8	28	0	35	60	5	22	108	4.0
21	JOSEPH, Ashlee'	28	0	407	14.5	42	111	.378	0	2	.000	13	21	.619	38	68	106	3.8	44	0	9	12	8	9	97	3.5
02	MORTON, Megan	15	0	133	8.9	9	37	.243	4	18	.222	5	6	.833	4	9	13	0.9	12	0	12	6	0	3	27	1.8
03	JAKOBSONE, Zane	22	1	179	8.1	14	38	.368	7	25	.280	1	2	.500	2	14	16	0.7	13	0	9	8	1	5	36	1.6
32	BRADLEY, Ryan	12	0	40	3.3	3	12	.250	1	1	1.000	2	2	1.000	1	7	8	0.7	4	0	0	2	0	0	9	0.8
TM	TEAM.....														51	64	115	4.1	1			2				
	Total.....	28				696	1696	.410	112	345	.325	384	573	.670	400	739	1139	40.7	448	6	344	468	148	264	1888	67.4
	Opponents.....	28				646	1707	.378	123	420	.293	326	483	.675	409	723	1132	40.4	473	-	359	508	117	282	1741	62.2

SCORE BY PERIODS	1st	2nd	OT	Total
Houston	904	984	-	1888
Opponents	841	900	-	1741

CONFERENCE USA SEASON BOX SCORE

CONFERENCE RECORD: 11-5 (Home: 6-2, Away: 5-3)

No.	Player	GP	GS	Min	Avg	TOTAL			3-PTS			REBOUNDS											Pts	Avg		
						FG	FGA	Pct	3FG	FGA	Pct	FT	FTA	Pct	Off	Def	Tot	Avg	PF	FO	A	TO			Blk	Stl
24	TAYLOR, Courtney	16	16	515	32.2	95	205	.463	7	17	.412	65	94	.691	37	111	148	9.3	43	0	35	31	27	41	262	16.4
11	SCOTT, Brittney	16	16	506	31.6	81	181	.448	28	83	.337	32	40	.800	19	30	49	3.1	28	0	38	46	1	25	222	13.9
51	HILL, Cobilyn	15	10	299	19.9	54	123	.439	0	0	.000	22	39	.564	34	42	76	5.1	33	1	8	17	38	7	130	8.7
20	LANDRY, Porsche	16	16	389	24.3	48	110	.436	2	16	.125	20	28	.714	20	26	46	2.9	27	2	43	56	1	33	118	7.4
22	BUTTON, Roxana	16	2	314	19.6	35	94	.372	14	37	.378	22	28	.786	5	17	22	1.4	17	0	20	23	0	8	106	6.6
05	MASON, Brittany	16	14	493	30.8	33	79	.418	1	2	.500	22	38	.579	40	68	108	6.8	41	1	28	41	13	27	89	5.6
21	JOSEPH, Ashlee'	16	0	245	15.3	29	73	.397	0	2	.000	9	14	.643	27	44	71	4.4	25	0	4	4	6	6	67	4.2
34	JOHNSON, Jasmine	15	5	248	16.5	17	50	.340	2	11	.182	4	9	.444	19	19	38	2.5	11	0	16	27	2	11	40	2.7
02	MORTON, Megan	9	0	96	10.7	6	25	.240	3	12	.250	5	6	.833	2	8	10	1.1	10	0	7	4	0	2	20	2.2
32	BRADLEY, Ryan	8	0	32	4.0	2	11	.182	1	1	1.000	2	2	1.000	1	3	4	0.5	2	0	0	1	0	0	7	0.9
03	JAKOBSONE, Zane	11	1	63	5.7	3	14	.214	2	10	.200	0	0	.000	0	5	5	0.5	2	0	3	1	0	1	8	0.7
TM	TEAM.....														19	38	57	3.6	1				1			
	Total.....	16				403	965	.418	60	191	.314	203	298	.681	223	411	634	39.6	240	4	202	252	88	161	1069	66.8
	Opponents.....	16				366	948	.386	69	204	.338	177	259	.683	216	398	614	38.4	244	-	200	279	72	159	978	61.1

SCORE BY PERIODS	1st	2nd	OT	Total
Houston	516	553	-	1069
Opponents	488	490	-	978

HOME (12-2)

No.	Player	GP	GS	Min	TOTAL			3-PTS			REBOUNDS							PF	FO	A	TO	Blk	Stl	Pts	Avg	
					FG	FGA	Pct	3FG	FGA	Pct	FT	FTA	Pct	Off	Def	Tot	Avg									
24	TAYLOR, Courtney	14	14	469	33.5	84	173	.486	5	12	.417	70	101	.693	45	109	154	11.0	37	1	27	25	27	35	243	17.4
11	SCOTT, Brittney	14	14	410	29.3	63	170	.371	28	88	.318	31	39	.795	16	28	44	3.1	21	0	36	35	1	26	185	13.2
22	BUTTON, Roxana	14	6	330	23.6	43	102	.422	17	45	.378	39	46	.848	8	28	36	2.6	25	0	21	24	0	11	142	10.1
20	LANDRY, Porsche	14	14	358	25.6	46	108	.426	3	20	.150	25	42	.595	20	26	46	3.3	38	3	46	56	1	33	120	8.6
51	HILL, Cobilyn	14	9	259	18.5	47	98	.480	0	0	.000	18	34	.529	26	36	62	4.4	27	0	4	15	29	3	112	8.0
34	JOHNSON, Jasmine	13	3	268	20.6	18	63	.286	6	15	.400	14	25	.560	14	23	37	2.8	12	0	17	29	4	13	56	4.3
05	MASON, Brittany	14	9	360	25.7	22	51	.431	0	1	.000	15	28	.536	36	52	88	6.3	32	0	19	33	17	21	59	4.2
21	JOSEPH, Ashlee'	14	0	183	13.1	15	46	.326	0	1	.000	6	10	.600	19	37	56	4.0	17	0	5	4	6	5	36	2.6
32	BRADLEY, Ryan	6	0	21	3.5	3	7	.429	1	1	1.000	2	2	1.000	0	5	5	0.8	3	0	0	1	0	0	9	1.5
03	JAKOBSONE, Zane	12	1	86	7.2	6	15	.400	3	10	.300	0	0	.000	0	6	6	0.5	6	0	4	6	1	2	15	1.3
02	MORTON, Megan	7	0	56	8.0	1	14	.071	1	8	.125	4	4	1.000	2	4	6	0.9	4	0	4	3	0	0	7	1.0
TM	TEAM.....																18	28	46	3.3	0				1	
	Total.....	14				348	847	.411	64	201	.318	224	331	.677	204	382	586	41.9	222	4	183	232	86	149	984	70.3
	Opponents.....	14				313	861	.364	54	206	.262	150	230	.652	215	365	580	41.4	264	-	165	277	51	145	830	59.3

AWAY (6-6)

No.	Player	GP	GS	Min	TOTAL			3-PTS			REBOUNDS							PF	FO	A	TO	Blk	Stl	Pts	Avg	
					FG	FGA	Pct	3FG	FGA	Pct	FT	FTA	Pct	Off	Def	Tot	Avg									
24	TAYLOR, Courtney	12	12	385	32.1	70	162	.432	3	9	.333	35	56	.625	32	70	102	8.5	30	0	23	21	13	29	178	14.8
11	SCOTT, Brittney	12	12	364	30.3	55	122	.451	18	50	.360	19	26	.731	11	20	31	2.6	21	0	18	33	0	7	147	12.3
20	LANDRY, Porsche	12	12	285	23.8	36	82	.439	2	8	.250	18	23	.783	7	21	28	2.3	18	0	29	41	1	16	92	7.7
51	HILL, Cobilyn	11	9	194	17.6	35	89	.393	0	0	.000	12	24	.500	27	36	63	5.7	29	1	6	12	28	7	82	7.5
22	BUTTON, Roxana	12	5	273	22.8	29	82	.354	10	27	.370	18	27	.667	6	14	20	1.7	17	0	10	25	0	8	86	7.2
05	MASON, Brittany	12	8	334	27.8	22	54	.407	1	1	1.000	15	23	.652	28	42	70	5.8	25	1	22	21	4	22	60	5.0
21	JOSEPH, Ashlee'	12	0	210	17.5	27	64	.422	0	1	.000	3	7	.429	19	29	48	4.0	21	0	4	7	2	4	57	4.8
02	MORTON, Megan	7	0	74	10.6	8	23	.348	3	10	.300	1	2	.500	2	5	7	1.0	8	0	7	3	0	2	20	2.9
34	JOHNSON, Jasmine	12	2	196	16.3	13	34	.382	2	9	.222	5	8	.625	12	20	32	2.7	11	0	16	27	0	8	33	2.8
03	JAKOBSONE, Zane	8	0	68	8.5	5	19	.263	3	13	.231	0	0	.000	1	6	7	0.9	4	0	3	1	0	2	13	1.6
32	BRADLEY, Ryan	5	0	17	3.4	0	5	.000	0	0	.000	0	0	.000	1	1	2	0.4	1	0	0	1	0	0	0	0.0
TM	TEAM.....																27	26	53	4.4	1				1	
	Total.....	12				300	736	.408	42	128	.328	126	196	.643	173	290	463	38.6	186	2	138	193	48	105	768	64.0
	Opponents.....	12				289	714	.405	56	164	.341	153	211	.725	162	305	467	38.9	172	-	170	196	56	118	787	65.6

NEUTRAL (1-1)

No.	Player	GP	GS	Min	TOTAL			3-PTS			REBOUNDS							PF	FO	A	TO	Blk	Stl	Pts	Avg	
					FG	FGA	Pct	3FG	FGA	Pct	FT	FTA	Pct	Off	Def	Tot	Avg									
24	TAYLOR, Courtney	2	2	73	36.5	17	30	.567	1	1	1.000	6	10	.600	6	22	28	14.0	6	0	2	7	9	0	41	20.5
11	SCOTT, Brittney	2	2	69	34.5	7	21	.333	1	4	.250	10	12	.833	1	9	10	5.0	6	0	9	9	0	1	25	12.5
34	JOHNSON, Jasmine	2	0	45	22.5	7	13	.538	0	1	.000	5	8	.625	1	5	6	3.0	5	0	2	4	1	1	19	9.5
20	LANDRY, Porsche	2	2	44	22.0	8	16	.500	1	1	1.000	1	2	.500	1	4	5	2.5	4	0	3	10	0	2	18	9.0
22	BUTTON, Roxana	2	2	62	31.0	4	22	.182	2	7	.286	6	6	1.000	2	4	6	3.0	2	0	4	6	0	3	16	8.0
03	JAKOBSONE, Zane	2	0	25	12.5	3	4	.750	1	2	.500	1	2	.500	1	2	3	1.5	3	0	2	1	0	1	8	4.0
21	JOSEPH, Ashlee'	2	0	14	7.0	0	1	.000	0	0	.000	4	4	1.000	0	2	2	1.0	6	0	0	1	0	0	4	2.0
05	MASON, Brittany	2	2	48	24.0	1	3	.333	0	0	.000	1	2	.500	5	7	12	6.0	3	0	0	2	1	1	3	1.5
51	HILL, Cobilyn	2	0	15	7.5	1	3	.333	0	0	.000	0	0	.000	0	1	1	0.5	5	0	0	3	3	0	2	1.0
02	MORTON, Megan	1	0	3	3.0	0	0	.000	0	0	.000	0	0	.000	0	0	0	0.0	0	0	1	0	0	1	0	0.0
32	BRADLEY, Ryan	1	0	2	2.0	0	0	.000	0	0	.000	0	0	.000	0	1	1	1.0	0	0	0	0	0	0	0	0.0
TM	TEAM.....																6	10	16	8.0	0				0	
	Total.....	2				48	113	.425	6	16	.375	34	46	.739	23	67	90	45.0	40	0	23	43	14	10	136	68.0
	Opponents.....	2				44	132	.333	13	50	.260	23	42	.548	32	53	85	42.5	37	-	24	35	10	19	124	62.0

TEAM STATISTICS

OVERALL RECORD: 19-9 (Home: 12-2, Away: 6-6, Neutral: 1-1)
 CONFERENCE USA: 11-5 (Home: 6-2, Away: 5-3)

Opponent	Date	Score	W/L	TOTAL			3-PTRS			REBOUNDS			PF	A	TO	Blk	Stl	Pts	Avg				
				FG	FGA	Pct	3FG	FGA	Pct	FT	FTA	Pct								Off	Def	Tot	Avg
SE LOUISIANA	11/14/08	73-58	W	31	66	.470	4	13	.308	7	14	.500	16	20	36	36.0	22	13	16	8	11	73	73.0
GARDNER WEBB	11/15/08	79-58	W	25	66	.379	6	19	.316	23	30	.767	14	37	51	43.5	13	15	14	8	8	79	76.0
at Oregon State	11/19/08	47-69	L	19	57	.333	2	14	.143	7	13	.538	11	19	30	39.0	17	8	21	2	7	47	66.3
MIAMI (FLA.)	11/21/08	70-64	W	23	64	.359	8	19	.421	16	21	.762	17	26	43	40.0	17	11	17	4	10	70	67.2
at TCU	11/25/08	72-91	L	29	63	.460	8	23	.348	6	11	.545	15	17	32	38.4	15	17	21	0	8	72	68.2
at North Texas	12/2/08	80-66	W	29	65	.446	3	7	.429	19	32	.594	19	33	52	40.7	22	12	22	7	11	80	70.2
TEXAS SOUTHERN	12/5/08	64-44	W	22	46	.478	7	13	.538	13	22	.591	7	25	32	39.4	21	14	18	10	10	64	69.3
CAL POLY	12/14/08	68-57	W	21	57	.368	2	7	.286	24	35	.686	14	27	41	39.6	9	7	11	1	8	68	69.1
vs Boston College	12/20/08	56-62	L	19	51	.373	2	5	.400	16	22	.727	6	36	42	39.9	22	9	26	5	5	56	67.7
vs Buffalo	12/21/08	80-62	W	29	62	.468	4	11	.364	18	24	.750	17	31	48	40.7	18	14	17	9	5	80	68.9
AKRON	12/28/08	74-59	W	24	68	.353	3	14	.214	23	37	.622	25	33	58	42.3	17	13	16	3	14	74	69.4
at Kansas	12/30/08	56-73	L	22	66	.333	3	9	.333	9	14	.643	16	24	40	42.1	15	9	17	3	6	56	68.2
at Tulane	1/9/09	58-56	W	22	66	.333	2	8	.250	12	19	.632	18	28	46	42.4	23	11	19	3	16	58	67.5
at UTEP	1/11/09	67-74	L	24	55	.436	5	11	.455	14	16	.875	13	20	33	41.7	13	10	17	1	7	67	67.4
UAB	1/16/09	61-50	W	18	55	.327	5	16	.313	20	26	.769	12	26	38	41.5	13	11	13	5	12	61	67.0
MEMPHIS	1/18/09	83-65	W	32	71	.451	6	21	.286	13	22	.591	15	29	44	41.6	21	18	14	9	15	83	68.0
at Southern Miss	1/22/09	65-74	L	26	64	.406	5	17	.294	8	15	.533	14	19	33	41.1	12	9	12	2	11	65	67.8
UCF	1/25/09	80-65	W	29	58	.500	5	17	.294	17	24	.708	12	22	34	40.7	16	16	19	7	12	80	68.5
at SMU	1/29/09	56-59	L	24	72	.333	2	9	.222	6	9	.667	18	26	44	40.9	10	10	9	7	8	56	67.8
at Tulsa	1/31/09	68-46	W	27	53	.509	2	3	.667	12	19	.632	13	24	37	40.7	14	14	13	4	9	68	67.8
at Rice	2/04/09	66-56	W	27	58	.466	2	7	.286	10	15	.667	9	33	42	40.8	10	10	16	7	9	66	67.8
RICE	2/7/09	70-50	W	25	57	.439	3	14	.214	17	22	.773	12	37	49	41.1	14	18	23	10	11	70	67.9
TULANE	2/12/09	60-53	W	22	56	.393	2	8	.250	14	19	.737	14	32	46	41.3	16	8	21	9	5	60	67.5
UTEP	2/14/09	72-75	L	27	66	.409	5	16	.313	13	20	.650	20	21	41	41.3	16	13	14	2	8	72	67.7
SMU	2/20/09	75-73	W	28	57	.491	5	11	.455	14	23	.609	13	23	36	41.1	15	11	18	5	16	75	68.0
at Marshall	2/26/09	67-58	W	24	50	.480	5	10	.500	14	20	.700	14	22	36	40.8	16	16	14	7	6	67	67.5
at East Carolina	2/28/09	66-65	W	27	67	.403	3	10	.300	9	13	.692	13	25	38	40.7	19	12	12	5	7	66	67.4
Houston		1888		696	1696	.410	112	345	.325	384	573	.670	400	739	1139	40.7	448	344	468	148	264	1888	67.4
Opponents		1741		646	1707	.378	123	420	.293	326	483	.675	409	723	1132	40.4	473	359	508	117	282	1741	62.2

Games played: 28
 Points/game: 67.4
 FG Pct: 41.0
 3FG Pct: 32.5
 FT Pct: 67.0
 Rebounds/game: 40.7
 Assists/game: 12.3
 Turnovers/game: 16.7
 Assist/turnover ratio: 0.7
 Steals/game: 9.4
 Blocks/game: 5.3

#2 MEGAN MORTON

SOPHOMORE • GUARD • 5-10 • WINNSBORO, TEXAS • WINNSBORO HS



Games played: 15
 Minutes/game: 8.9
 Points/game: 1.8
 FG Pct: 24.3
 3FG Pct: 22.2
 FT Pct: 83.3
 Rebounds/game: 0.9
 Assists/game: 0.8
 Turnovers/game: 0.4
 Assist/turnover ratio: 2.0
 Steals/game: 0.2
 Blocks/game: 0.0

GAME-BY-GAME STATISTICS

Opponent	Date	GS	Min	TOTAL			3-PTS			REBOUNDS			PF	FO	A	TO	Blk	Stl	Pts	Avg				
				FG	FGA	Pct	3FG	FGA	Pct	FT	FTA	Pct									Off	Def	Tot	Avg
Jaguars (EXH)	11/10/08	6	0	2	.000	0	1	.000	0	0	.000	1	0	1	-	0	0	1	0	1	0	-		
SE LOUISIANA	11/14/08	12	0	4	.000	0	2	.000	0	0	.000	0	0	0	0.0	0	1	0	0	0	0	0.0		
GARDNER WEBB	11/15/08	1	0	1	.000	0	0	.000	0	0	.000	0	0	0	0.0	0	0	0	0	0	0	0.0		
at Oregon State	11/19/08	DNP-Coach's Decision																						
MIAMI (FLA.)	11/21/08	DNP-Coach's Decision																						
at TCU	11/25/08	16	3	7	.429	1	4	.250	0	0	.000	2	1	3	1.0	2	0	3	1	0	0	7	2.3	
at North Texas	12/2/08	1	0	0	.000	0	0	.000	0	0	.000	0	0	0	0.8	0	0	0	0	0	0	1.8		
TEXAS SOUTHERN	12/5/08	DNP-Coach's Decision																						
CAL POLY	12/14/08	4	0	0	.000	0	0	.000	0	0	.000	0	0	0	0.6	0	0	0	1	0	0	1.4		
vs. Boston College	12/20/08	DNP-Coach's Decision																						
vs Buffalo	12/21/08	3	0	0	.000	0	0	.000	0	0	.000	0	0	0	0.5	0	0	1	0	0	1	1.2		
AKRON	12/28/08	DNP-Coach's Decision																						
at Kansas	12/31/08	DNP-Coach's Decision																						
at Tulane	1/9/09	7	0	1	.000	0	1	.000	1	2	.500	0	0	0	0.4	2	0	2	1	0	0	1	1.1	
at UTEP	1/11/09	26	4	9	.444	2	3	.667	0	0	.000	0	3	3	0.8	1	0	1	1	0	1	10	2.3	
UAB	1/16/09	13	0	2	.000	0	1	.000	0	0	.000	0	1	1	0.8	1	0	0	0	0	0	2.0		
MEMPHIS	1/18/09	12	1	5	.200	1	3	.333	4	4	1.000	0	2	2	0.9	2	0	1	0	0	0	7	2.5	
at Southern Miss	1/22/09	5	1	2	.500	0	0	.000	0	0	.000	0	0	0	0.8	1	0	0	0	0	0	2	2.5	
UCF	1/25/09	8	0	2	.000	0	2	.000	0	0	.000	1	1	2	0.9	1	0	1	1	0	0	2.3		
at SMU	1/29/09	13	0	3	.000	0	1	.000	0	0	.000	0	1	1	0.9	1	0	1	0	0	1	2.1		
at Tulsa	1/4/09	6	0	1	.000	0	1	.000	0	0	.000	0	0	0	0.9	1	0	0	0	0	0	1.9		
at Rice	2/4/09	DNP-Coach's Decision																						
RICE	2/7/09	6	0	0	.000	0	0	.000	0	0	.000	1	0	1	0.9	0	0	1	1	0	0	1.8		
TULANE	2/12/09	DNP-Coach's Decision																						
UTEP	2/14/09	DNP-Coach's Decision																						
SMU	2/20/09	DNP-Coach's Decision																						
Tulsa	2/22/09	DNP-Coach's Decision																						
at Marshall	2/26/09	DNP-Coach's Decision																						
at East Carolina	2/28/09	DNP-Coach's Decision																						
Totals		-	133	9	37	.243	4	18	.222	5	6	.833	4	9	13	0.9	12	0	12	6	0	3	27	1.8

PRESEASON NOTES

Combo guard who can also play small forward... Should see a much more significant role and more minutes on the court this season than a year ago... Solid ball handler, who could also see action at the point guard spot... Tremendous upside and very versatile... Outstanding competitor who is a great scorer in open space... Has range out past 20 feet.

CAREER STATISTICS

Year	GP	GS	Min	Avg	TOTAL			3-PTS			REBOUNDS			PF	FO	Ast	TO	Blk	Stl	Pts	Avg				
					FG	FGA	Pct	FG	FGA	Pct	FT	FTA	Pct									Off	Def	Tot	Avg
2007-08	18	0	113	6.3	7	37	.189	2	17	.118	14	18	.778	9	8	17	0.9	18	0	5	11	0	3	30	1.7
2008-09	15	0	133	8.9	9	37	.243	4	18	.222	5	6	.833	4	9	13	0.9	12	0	12	6	0	3	27	1.8
TOTAL	33	0	246	7.5	16	74	.216	6	35	.171	19	24	.792	13	17	30	0.9	30	0	17	17	0	6	57	1.7

SEASON NOTES

Played six minutes in UH's exhibition win over the Houston Jaguars (11/10), tallying one rebound and one steal... Played 12 minutes against Southeastern Louisiana (11/14)... Scoreless in one minute of action against Garnder-Webb (11/15)... Did not play against Oregon State (11/19) or Miami (11/21)... Scored seven points and pulled down three rebounds in 16 minutes against TCU (11/25)... Also dished out a career-high three assists... Played one minute against North Texas (12/2)... Did not play against Texas Southern (12/5)... Played four minutes against Cal Poly (12/14)... Did not see action against Boston College (12/20)... Collected an assist and a steal in three minutes against Buffalo (12/21)... Did not play against Akron (12/28) or at Kansas (12/31)... Played seven minutes at Tulane (1/9), dishing out two assists... Turned in her best performance of the season against UTEP (1/11), where she came off the bench to score 10 points, one shy of her career best, in a season-high 26 minutes... Played 13 minutes against UAB (1/16)... Scored seven points, going 4-of-4 from the free throw line, against Memphis (1/18)... Contributed two points in five minutes against Southern Miss (1/22)... Played 13 minutes against SMU (1/29) finished with a rebound, assist and steal... Got in the game for six minutes at Tulsa (1/31)... Did not play at Rice (2/4)... Played six minutes against Rice (2/7), finishing with a rebound and an assist... Did not play at Marshall (2/26)... Did not play at East Carolina (2/28).

CAREER HIGHS

Points: 11, at Cal Poly (11/15/07)
 Rebounds: 3, at UTEP (1/11/09)
 Offensive Rebounds: 2, twice, last vs. McNeese St. (11/25/07)
 Defensive Rebounds: 3, at UTEP (1/11/09)
 Assists: 3, vs. TCU (11/25/08)
 Steals: 1, several times, last at at UTEP (1/11/09)
 Blocks: n/a
 FG Made: 4, at UTEP (1/11/09)
 FG Attempted: 10, vs. McNeese St. (11/25/07)
 3-pt. FG Made: 2, at UTEP (1/11/09)
 3-pt. FG Attempted: 5, at Cal Poly (11/15/07)
 FT Made: 6, at Cal Poly (11/15/07)
 FT Attempted: 6, at Cal Poly (11/15/07)
 Minutes Played: 29, vs. Texas Tech (11.14.06)

#3 ZANE JAKOBSONE

SENIOR • GUARD • 6-1 • RIGA, LATVIA • TRINITY VALLEY COMMUNITY COLLEGE



Games played: 22
 Minutes/game: 8.1
 Points/game: 1.6
 FG Pct: 36.8
 3FG Pct: 28.0
 FT Pct: 50.0
 Rebounds/game: 0.7
 Assists/game: 0.4
 Turnovers/game: 0.4
 Assist/turnover ratio: 1.1
 Steals/game: 0.2
 Blocks/game: 0.0

GAME-BY-GAME STATISTICS

Opponent	Date	TOTAL					3-PTS			REBOUNDS															
		GS	Min	FG	FGA	Pct	3FG	FGA	Pct	FT	FTA	Pct	Off	Def	Tot	Avg	PF	FO	A	TO	Blk	Stl	Pts	Avg	
Jaguars (EXH)	11/10/08	*	5	0	1	.000	0	1	.000	0	0	.000	0	0	0	-	0	0	0	0	0	0	0	-	
SE LOUISIANA	11/14/08		9	1	2	.500	0	1	.000	0	0	.000	0	0	0	0.0	2	0	0	0	1	0	2	2.0	
GARDNER WEBB	11/15/08		7	0	3	.000	0	2	.000	0	0	.000	0	1	1	0.5	0	0	0	0	0	0	0	1.0	
at Oregon State	11/19/08		9	0	1	.000	0	1	.000	0	0	.000	0	0	0	0.3	0	0	0	0	0	0	0	0.7	
MIAMI (FLA.)	11/21/08		23	3	4	.750	2	3	.667	0	0	.000	0	1	1	0.5	2	0	2	3	0	1	8	2.5	
at TCU	11/25/08		11	1	3	.333	1	3	.333	0	0	.000	0	3	3	1.0	1	0	1	0	0	1	3	2.6	
at North Texas	12/2/08		8	2	4	.500	1	2	.500	0	0	.000	1	0	1	1.0	2	0	0	1	0	0	5	3.0	
TEXAS SOUTHERN	12/5/08		14	1	2	.500	0	1	.000	0	0	.000	0	2	2	1.1	1	0	0	0	0	1	2	2.9	
CAL POLY	12/14/08		6	0	1	.000	0	0	.000	0	0	.000	0	0	0	1.0	0	0	0	0	0	0	0	2.5	
vs Boston College	12/20/08		4	0	1	.000	0	1	.000	1	2	.500	0	1	1	1.0	1	0	0	0	0	1	1	2.3	
vs Buffalo	12/21/08		21	3	3	1.000	1	1	1.000	0	0	.000	1	1	2	1.1	2	0	2	1	0	0	7	2.8	
AKRON	12/28/08		4	0	0	.000	0	0	.000	0	0	.000	0	0	0	1.0	0	0	1	2	0	0	0	2.5	
at Kansas	12/31/08	DNP-Coach's Decision																							
at Tulane	1/9/09		12	0	1	.000	0	1	.000	0	0	.000	0	1	1	1.0	1	0	2	0	0	0	0	2.3	
at UTEP	1/11/09		11	0	3	.000	0	2	.000	0	0	.000	0	0	0	0.9	0	0	0	0	0	1	0	2.2	
UAB	1/16/09		2	0	0	.000	0	0	.000	0	0	.000	0	0	0	0.9	0	0	0	0	0	0	0	2.0	
MEMPHIS	1/18/09		5	0	0	.000	0	0	.000	0	0	.000	0	1	1	0.9	1	0	1	0	0	0	0	1.9	
at Southern Miss	1/22/09		8	1	4	.250	1	4	.250	0	0	.000	0	0	0	0.8	0	0	0	0	0	0	3	1.9	
UCF	1/25/09		3	1	2	.500	1	2	.500	0	0	.000	0	0	0	0.8	0	0	0	0	0	0	3	2.0	
at SMU	1/29/09		2	0	0	.000	0	0	.000	0	0	.000	0	0	0	0.7	0	0	0	0	0	0	0	1.9	
at Tulsa	1/31/09		7	1	3	.333	0	0	.000	0	0	.000	0	2	2	0.8	0	0	0	0	0	0	2	1.9	
at Rice	2/4/09	DNP-Coach's Decision																							
RICE	2/7/09		3	0	0	.000	0	0	.000	0	0	.000	0	0	0	0.8	0	0	0	1	0	0	0	1.8	
TULANE	2/12/09		3	0	0	.000	0	0	.000	0	0	.000	0	0	0	0.7	0	0	0	0	0	0	0	1.7	
UTEP	2/14/09	DNP-Coach's Decision																							
SMU	2/20/09	DNP-Coach's Decision																							
TULSA	2/22/09	*	7	0	1	.000	0	1	.000	0	0	.000	0	1	1	0.7	0	0	0	0	0	0	0	1.6	
at Marshall	2/26/09	DNP-Coach's Decision																							
at East Carolina	2/28/09	DNP-Coach's Decision																							
Totals			1	179	14	38	.368	7	25	.280	1	2	.500	2	14	16	0.7	13	0	9	8	1	5	36	1.6

PRESEASON NOTES

Lone senior on the team after transferring from Trinity Valley Community College before last season... First player from a foreign country (Latvia) to play for Houston since Emily Fryters (Australia)... Name pronounced ZAH-ney... A wing guard/small forward... Pure shooter and an impact player... If left open, she will hurt opponents... Will be expected to see more minutes as a senior and provide high energy particularly on the boards and on defense... Should play a leadership role for the Cougars... Her size (6-1) could be a tremendous asset guarding bigger players.

CAREER STATISTICS

Year	GP	GS	Min	Avg	TOTAL			3-PTS			REBOUNDS														
					FG	FGA	Pct	FG	FGA	Pct	FT	FTA	Pct	Off	Def	Tot	Avg	PF	FO	Ast	TO	Blk	Stl	Pts	Avg
2007-08	19	0	130	6.8	17	45	.378	12	33	.364	5	5	1.000	4	12	16	0.8	11	0	6	8	0	2	51	2.7
2008-09	22	1	179	8.1	14	38	.368	7	25	.280	1	2	.500	2	15	16	0.7	13	0	9	8	1	5	36	1.6
TOTALS	41	1	309	7.5	31	83	.373	19	58	.328	6	7	.857	6	27	32	.780	24	0	15	16	1	7	87	2.1

SEASON NOTES

Drew the start in the exhibition contest against the Houston Jaguars (11/10) and went 0-of-1 from the field in five minutes... Played seven minutes against Gardner-Webb (11/15), going 0-for-3 from the floor... Played nine scoreless minutes at Oregon State (11/19)... Played a career-high 23 minutes against Miami (11/21), scoring eight points on 3-of-4 shooting, including a 2-of-3 mark from long distance... Made one of three shots, all from three-point range, for three points against TCU (11/25), while adding a season-high three rebounds... Made two field goals, including one from long distance, to contribute five points against North Texas (12/2)... Scored two points and grabbed two rebounds against Texas Southern (12/5)... Went 0-of-1 from the field in six minutes against Cal Poly (12/14)... Played four minutes against Boston College (12/20), contributing a point, a rebound and an assist... Went 3-of-3 from the floor with seven points against Buffalo (12/21)... Played four minutes against Akron (12/28)... Did not play against Kansas (12/31)... Played 12 minutes against Tulane (1/9), contributing one point and two assists... Went 0-for-3 from the floor in 11 minutes against UTEP (1/11)... Made brief appearances off the bench against UAB (1/16) and Memphis (1/18)... Scored three points on a long distance field goal against Southern Miss (1/22)... Played just two minutes at SMU (1/29)... Scored two points and grabbed two rebounds at Tulsa (1/31)... Did not play at Rice (2/4)... Did not see action against Tulane (2/12) or UTEP (2/14)... Did not play against SMU (2/20)... Started on Senior Day against Tulsa, playing seven minutes... Did not play at Marshall (2/26)... Did not play at East Carolina (2/28).

CAREER HIGHS

Points: 9, vs. Southern Miss (3/07/08)
 Rebounds: 5, vs. UTEP (1/04/08)
 Offensive Rebounds: 2, vs. UTEP (1/04/08)
 Defensive Rebounds: 3, at TCU (11/25/08)
 Assists: 2, vs. Miami (11/19/08)
 Steals: 1, twice, last at Tulsa (2/21/08)
 Blocks: 2, vs. SE Louisiana (11/14/08)
 FG Made: 3, vs. Southern Miss (3/07/08)
 FG Attempted: 7, at UTEP (2/14/08)
 3-pt. FG Made: 3, vs. Southern Miss (2/14/08)
 3-pt. FG Attempted: 5, at UTEP (2/14/08)
 FT Made: 2, twice, last at SMU (2/23/08)
 FT Attempted: 2, twice, last at SMU (2/23/08)
 Minutes Played: 23, vs. Miami (11/19/08)

#5 BRITTANY MASON

SOPHOMORE • FORWARD • 6-0 • LAPORTE, TEXAS • LAPORTE HIGH SCHOOL



Games played: 28
 Minutes/game: 26.5
 Points/game: 4.4
 FG Pct: 41.7
 3FG Pct: 50.0
 FT Pct: 58.5
 Rebounds/game: 6.1
 Assists/game: 1.5
 Turnovers/game: 2.0
 Assist/turnover ratio: 0.7
 Steals/game: 1.6
 Blocks/game: 0.8

GAME-BY-GAME STATISTICS

Opponent	Date	GS	Min	TOTAL			3-PTS			REBOUNDS											Avg			
				FG	FGA	Pct	3FG	FGA	Pct	FT	FTA	Pct	Off	Def	Tot	Avg	PF	FO	A	TO		Blk	Stl	Pts
Jaguars (EXH)	11/10/08	17	0	3	.000	0	0	.000	0	0	.000	6	1	7	-	1	-	1	0	0	1	0	-	
SE LOUISIANA	11/14/08	20	1	3	.333	0	0	.000	0	0	.000	4	3	7	7.0	1	0	5	3	2	1	2	2.0	
GARDNER WEBB	11/15/08	7	0	0	.000	0	0	.000	0	0	.000	2	2	4	5.5	0	0	0	2	0	1	0	1.0	
at Oregon State	11/19/08	19	2	4	.500	0	0	.000	0	0	.000	3	1	4	5.0	2	0	0	1	0	4	4	2.0	
MIAMI (FLA.)	11/21/08	25	1	3	.333	0	0	.000	0	0	.000	2	2	4	4.8	0	0	2	1	2	0	2	2.0	
at TCU	11/25/08	4	0	1	.000	0	0	.000	0	0	.000	2	0	2	4.2	4	0	0	0	0	0	0	1.6	
at North Texas	12/2/08	16	0	2	.000	0	0	.000	1	2	.500	0	6	6	4.5	0	0	1	2	1	0	1	1.5	
TEXAS SOUTHERN	12/5/08	26	2	5	.400	0	0	.000	0	2	.000	3	3	6	4.7	3	0	0	1	2	2	4	1.9	
CAL POLY	12/14/08	* 25	2	3	.667	0	0	.000	2	2	1.000	3	2	5	4.8	2	0	1	0	1	3	6	2.4	
vs Boston College	12/20/08	* 26	1	2	.500	0	0	.000	0	0	.000	1	5	6	4.9	1	0	0	2	0	0	2	2.3	
vs Buffalo	12/21/08	* 22	0	1	.000	0	0	.000	1	2	.500	4	2	6	5.0	2	0	0	0	1	1	1	2.2	
AKRON	12/28/08	* 24	2	2	1.000	0	0	.000	4	5	.800	4	5	9	5.4	3	0	0	2	0	3	8	2.7	
at Kansas	12/30/08	* 35	1	3	.333	0	0	.000	1	2	.500	1	2	3	5.2	1	0	4	1	0	2	3	2.8	
at Tulane	1/9/09	31	2	7	.286	0	0	.000	1	2	.500	4	7	11	5.6	5	1	2	3	0	4	5	2.9	
at UTEP	1/11/09	* 39	3	6	.500	0	0	.000	4	4	1.000	5	3	8	5.8	3	0	3	2	1	1	10	3.4	
UAB	1/16/09	* 20	2	5	.400	0	0	.000	4	8	.500	3	2	5	5.7	3	0	1	2	0	1	8	3.7	
MEMPHIS	1/18/09	* 17	1	2	.500	0	0	.000	0	0	.000	0	3	3	5.6	4	0	0	1	1	1	2	3.6	
at Southern Miss	1/22/09	* 27	3	6	.500	0	0	.000	3	6	.500	3	3	6	5.6	3	0	0	1	0	1	9	3.9	
UCF	1/25/09	* 31	2	5	.400	0	0	.000	1	3	.333	2	6	8	5.7	3	0	2	3	2	1	5	4.0	
at SMU	1/29/09	* 31	1	3	.333	0	0	.000	2	2	1.000	2	5	7	5.8	1	0	2	2	0	2	4	4.0	
at Tulsa	1/31/09	* 31	2	6	.333	0	0	.000	1	2	.500	4	3	7	5.9	2	0	4	3	1	3	5	4.1	
at Rice	2/4/09	* 26	2	5	.400	0	0	.000	2	2	1.000	1	2	3	5.7	1	0	1	1	0	2	6	4.1	
RICE	2/7/09	* 27	2	3	.667	0	0	.000	0	0	.000	1	3	4	5.6	3	0	1	5	2	3	4	4.1	
TULANE	2/12/09	* 37	1	3	.333	0	0	.000	0	0	.000	3	9	12	5.9	2	0	2	3	3	1	2	4.0	
UTEP	2/14/09	* 38	1	4	.250	0	0	.000	1	2	.500	3	4	7	6.0	2	0	2	4	0	1	3	4.0	
SMU	2/20/09	* 29	1	8	.125	0	1	.000	1	2	.500	1	3	4	5.9	2	0	2	2	0	2	3	4.0	
TULSA	2/22/09	34	4	5	.800	0	0	.000	2	4	.500	5	5	10	6.0	4	0	1	4	2	1	10	4.2	
at Marshall	2/26/09	* 39	2	4	.500	1	1	1.000	0	0	.000	0	6	6	6.0	2	0	3	2	1	3	5	4.2	
at East Carolina	2/28/09	* 36	4	7	.571	0	0	.000	0	1	.000	3	4	7	6.1	1	0	2	3	0	0	8	4.4	
Totals		19	742	45	108	.417	1	2	.500	31	53	.585	69	101	170	6.1	60	1	41	56	22	44	122	4.4

PRESEASON NOTES

One of the purest athletes on the team... Possess great speed and quickness... Has a chance to be an impact player for the Cougars this season, particularly in rebounding and on the defensive end... Coaches expect her to compete with several other member of the team to lead the squad in rebounding... Also plans to run track for UH.

CAREER STATISTICS

Year	GP	GS	Min	Avg	TOTAL			3-PTS			REBOUNDS											Avg			
					FG	FGA	Pct	FG	FGA	Pct	FT	FTA	Pct	Off	Def	Tot	Avg	PF	FO	Ast	TO		Blk	Stl	Pts
2007-08	26	1	208	8.0	9	32	.281	0	0	.000	10	17	.588	22	38	60	2.3	28	1	10	21	9	7	28	1.1
2008-09	28	19	742	26.5	45	108	.417	1	2	.500	31	53	.585	69	101	170	6.1	60	1	41	56	22	44	122	4.4
TOTAL	54	20	950	17.6	54	140	.386	1	2	.500	41	70	.586	91	139	230	4.3	88	2	51	77	31	51	150	2.8

SEASON NOTES

Pulled down seven boards in exhibition action against the Houston Jaguars (11/10)... Enjoyed a solid second opening game against SE Louisiana (11/14) by pulling down seven rebounds, including a career-high tying four offensive boards... Added two points and a career-high five assists... In seven minutes against Gardner-Webb (11/15), collected four rebounds... Scored four points and pulled down four boards at Oregon State (11/19)... Contributed two points, four rebounds, two assists and two blocks in a win over Miami (11/21)... Pulled down two rebounds but played only four minutes due to foul trouble against TCU (11/25)... Collected six rebounds and added four points against Texas Southern (12/5)... Made her first start and only the second of her career against Cal Poly (12/14)... Contributed six points, five rebounds, three steals, a block and an assist... Pulled down six rebounds and added two points against Boston College (12/20)... Chipped in with six rebounds and a point, block and a steal against Buffalo (12/21)... Narrowly missed the first double-double of her career against Akron (12/28), finishing with eight points and nine rebounds in 24 minutes... Scored three points with three rebounds, three assists and two steals at Kansas (12/31)... Pulled down a career-high 11 rebounds to go along with five points, two assists and four steals at Tulane (1/9)... Narrowly missed her first career double-double against UTEP (1/11), finishing with a career-high 10 points and eight rebounds... Scored eight points and pulled down five rebounds against UAB (1/16)... Finished with two points, three rebounds, a block and assist against Memphis (1/18)... Scored nine points and six boards with a steal against Southern Miss (1/22)... Grabbed a team-high eight rebounds to go along with five points, two assists and two blocks against UCF (1/25)... Enjoyed a four point, seven rebounds, two assist, two block night against SMU (1/29)... Pulled down seven rebounds and had five points with four assists at Tulsa (1/31)... Scored six points to go along with three rebounds and two steals at Rice (2/5)... Chipped in with four points, four rebounds, three steals, two blocks and an assist against Rice (2/7)... Pulled down a career-high 12 rebounds against Tulane (2/12)... Contributed three points and seven rebounds against UTEP (2/14)... Scored three points and grabbed four rebounds against SMU (2/20)... Came off the bench against Tulsa (2/22) to collect the first double-double of her career... Finished with 10 points and 10 rebounds, while also blocking two shots... Contributed five points, six rebounds, three assists, three steals and a block against Marshall (2/26)... Scored eight points, with seven rebounds and two assists against ECU (2/28)...

CAREER HIGHS

Points: 10, twice, last vs. Tulsa (2/22/09)
 Rebounds: 12, vs. Tulane (2/12/09)
 Off. Rebounds: 5, twice, last vs. Tulsa (2/22/09)
 Def. Rebounds: 9, vs. Tulane (2/12/09)
 Assists: 5, vs. SE Louisiana (11/14/08)
 Steals: 4, at Tulane (1/9/09)
 Blocks: 3, vs. Tulane (2/12/09)
 FG Made: 4, vs. Tulsa (2/22/09)
 FG Attempted: 8, vs. SMU (2/20/09)
 3-pt. FG Made: n/a
 3-pt. FG Att.: 1, vs. SMU (2/20/09)
 FT Made: 4, three times, last vs. UAB (1/16/09)
 FT Attempted: 8, vs. UAB (1/16/09)
 Minutes Played: 39, at UTEP (1/11/09)

#11 BRITTNEY SCOTT

SOPHOMORE • GUARD • 5-6 • ORANGE, TEXAS • WEST ORANGE-STARK HIGH SCHOOL



Games played: 28
 Minutes/game: 30.1
 Points/game: 12.8
 FG Pct: 39.9
 3FG Pct: 33.1
 FT Pct: 77.9
 Rebounds/game: 3.0
 Assists/game: 2.3
 Turnovers/game: 2.8
 Assist/turnover ratio: 0.8
 Steals/game: 1.2
 Blocks/game: 0.0

GAME-BY-GAME STATISTICS

Opponent	Date	GS	Min	TOTAL			3-PTS			REBOUNDS			PF	FO	A	TO	Blk	Stl	Pts	Avg					
				FG	FGA	Pct	3FG	FGA	Pct	FT	FTA	Pct									Off	Def	Tot	Avg	
Jaguars (EXH)	11/10/08	*	28	2	10	.200	1	3	.333	0	0	.000	0	3	3	-	2	0	1	3	0	3	5	-	
SE LOUISIANA	11/14/08	*	22	2	9	.222	1	5	.200	2	4	.500	1	2	3	3.0	2	0	2	2	0	0	7	7.0	
GARDNER WEBB	11/15/08	*	28	6	12	.500	4	7	.571	1	4	.250	1	1	2	2.5	1	0	1	0	0	2	17	12.0	
at Oregon State	11/19/08	*	28	1	7	.143	0	4	.000	0	0	.000	0	2	2	2.3	0	0	2	6	0	0	2	8.7	
MIAMI (FLA.)	11/21/08	*	32	4	14	.286	4	10	.400	0	0	.000	1	2	3	2.5	1	0	1	2	0	0	12	9.5	
at TCU	11/25/08	*	23	4	10	.400	1	6	.167	0	0	.000	1	1	2	2.4	1	0	1	0	0	0	9	9.4	
at North Texas	12/2/08	*	25	4	8	.500	1	3	.333	4	6	.667	1	0	1	2.2	4	0	2	1	0	1	13	10.0	
TEXAS SOUTHERN	12/5/08	*	26	6	10	.600	2	4	.500	5	5	1.000	1	0	1	2.0	3	0	1	3	0	1	19	11.3	
CAL POLY	12/14/08	*	35	5	16	.313	2	5	.400	2	2	1.000	0	3	3	2.1	0	0	1	3	0	1	14	11.6	
vs Boston College	12/20/08	*	38	4	11	.364	1	2	.500	8	10	.800	1	6	7	2.7	3	0	2	6	0	0	17	12.2	
vs Buffalo	12/21/08	*	31	3	10	.300	0	2	.000	2	2	1.000	0	3	3	2.7	3	0	7	3	0	1	8	11.8	
AKRON	12/28/08	*	28	2	12	.167	2	7	.286	4	4	1.000	2	5	7	3.1	0	0	4	2	0	3	10	11.6	
at Kansas	12/30/08	*	21	3	13	.231	1	4	.250	0	0	.000	0	2	2	3.0	2	0	1	3	0	0	7	11.3	
at Tulane	1/9/09	*	34	7	14	.500	2	4	.500	3	4	.750	0	1	1	2.8	2	0	0	5	0	1	19	11.8	
at UTEP	1/11/09	*	40	7	12	.583	3	5	.600	2	2	1.000	2	1	3	2.9	1	0	4	4	0	1	19	12.4	
UAB	1/16/09	*	27	2	5	.400	1	4	.250	4	4	1.000	1	2	3	2.9	1	0	3	2	1	4	9	12.1	
MEMPHIS	1/18/09	*	29	11	22	.500	3	11	.273	0	0	.000	1	2	3	2.9	2	0	3	0	0	5	25	12.9	
at Southern Miss	1/22/09	*	35	1	6	.167	1	5	.200	2	2	1.000	0	1	1	2.8	1	0	2	1	0	2	5	12.5	
UCF	1/25/09	*	33	5	10	.500	1	4	.250	5	5	1.000	2	2	4	2.8	2	0	1	4	0	2	16	12.7	
at SMU	1/29/09	*	16	0	5	.000	0	1	.000	0	0	.000	2	2	4	2.9	2	0	0	1	0	0	0	12.0	
at Tulsa	1/31/09	*	28	7	9	.778	1	1	1.000	2	2	1.000	0	1	1	2.8	1	0	1	4	0	1	17	12.3	
at Rice	2/4/09	*	36	5	9	.556	2	5	.400	1	2	.500	1	3	4	2.9	1	0	0	3	0	1	13	12.3	
RICE	2/7/09	*	29	4	13	.308	1	7	.143	3	4	.750	1	4	5	3.0	3	0	7	4	0	2	12	12.3	
TULANE	2/12/09	*	30	2	10	.200	1	5	.200	2	2	1.000	0	3	3	3.0	1	0	2	5	0	1	7	12.0	
UTEP	2/14/09	*	32	6	15	.400	3	10	.300	0	0	.000	2	2	4	3.0	2	0	3	1	0	1	15	12.2	
SMU	2/20/09	*	32	5	11	.455	2	5	.400	2	4	.500	2	0	2	3.0	3	0	3	3	0	1	14	12.2	
TULSA	2/22/09	*	27	3	11	.273	1	4	.250	1	1	1.000	1	0	1	2.9	0	0	4	4	0	3	8	12.1	
at Marshall	2/26/09	*	39	6	11	.545	4	5	.800	0	2	.000	2	2	4	2.9	3	0	2	1	0	0	16	12.2	
at East Carolina	2/28/09	*	39	10	18	.556	2	7	.286	5	6	.833	2	4	6	3.0	3	0	3	4	0	0	27	12.8	
Totals			28	843	125	.313	399	47	142	.331	60	77	.779	28	57	85	3.0	48	0	63	77	1	34	357	12.8

PRESEASON NOTES

A scorer who could be a big part of the UH attack this season... A versatile player, can play both of the guard spots as a solid ball handler and scoring threat... Has a great jumper allowing her to score from the outside, but also a quick step that forces defenders to respect her ability to get to the basket... Presents match-up problems for defenders because of her quickness... Coach Curl refers to her as "an absolute ankle-breaker."

CAREER STATISTICS

Year	GP	GS	Min	Avg	TOTAL			3-PTS			REBOUNDS			PF	FO	Ast	TO	Blk	Stl	Pts	Avg				
					FG	FGA	Pct	FG	FGA	Pct	FT	FTA	Pct									Off	Def	Tot	Avg
2007-08	29	0	293	10.1	28	98	.286	9	33	.273	24	32	.750	9	23	32	1.1	38	0	21	38	1	15	89	3.1
2008-09	28	28	843	30.1	125	313	.399	47	142	.331	60	77	.779	28	57	85	3.0	48	0	63	77	1	34	357	12.8
TOTAL	57	28	1136	19.9	153	411	.372	56	175	.320	84	109	.771	37	80	117	2.1	86	0	84	115	2	49	446	7.8

SEASON NOTES

Scored five points and grabbed three rebounds in a starting effort against the Houston Jaguars (11/10)... Scored seven points and collected three rebounds in the season-opening victory over SE Louisiana (11/14)... Notched a career-high 17 points against Gardner-Webb (11/15)... Made a career-best six field goals, including a 4-of-7 mark from long distance... Scored two points and pulled down two rebounds against OSU (11/19)... Impressive against Miami, particularly in the second half when she scored all 12 of her points and went 4-of-6 from three-point range... Scored nine points on 4-of-10 shooting from the field against TCU (11/25)... Notched 13 points, making 4-of-8 field goals in a road victory over North Texas (12/2)... Scored a career-high 19 points against Texas Southern (12/5), going 6-of-10 from the floor with a perfect 5-of-5 mark from the free throw line... Went 5-of-16 from the field and pulled down three rebounds against Cal Poly (12/14)... Enjoyed a career game against Boston College (12/20), netting a team-best 17 points and career-high seven rebounds... Led UH with seven assists while adding eight points and three rebounds against Buffalo (12/21)... Contributed 10 points and a season-high seven rebounds while leading the Cougars with four assists against Akron (12/28)... Scored seven points in a 3-for-13 shooting performance at Kansas (12/31)... Tied a then career-high with 19 points, including 17 during the second half, in a come-from-behind victory at Tulane (1/9)... For the second straight game put 19 points on the scoreboard, going 7-for-12 with three three-point baskets against UTEP (1/11)... Scored nine points with three rebounds, three assists and four steals against UAB (1/16)... Went 11-of-22 from the floor and enjoyed a career-best 25 point performance against Memphis (1/18)... Scored five points with a pair of assists against Southern Miss (1/22)... Poured in 16 points and grabbed four rebounds against UCF (1/25)... Held scoreless at SMU (1/29), going 0-of-5 from the floor... Bounced back with a game-high 17 points on 7-of-9 shooting night at Tulsa (1/31)... Contributed 13 points and four rebounds in a win at Rice (2/4)... Tied a career-high by dishing out seven assists against Rice (2/7), while adding 12 points, five rebounds and a pair of steals... Scored seven points with three rebounds against Tulane (2/12)... Made 6-of-15 shots to contribute 15 points and added four boards against UTEP (2/14)... Scored 14 points in a home win over SMU (2/20)... Dished out four assists and added eight points against Tulsa (2/22)... Nailed four 3-pointers to finish with 16 points against Marshall (2/26/09)... Poured in a career high 27 points to go along with six boards and three assists against East Carolina (2/28).

CAREER HIGHS

Points: 27, at East Carolina (2/28/09)
 Rebounds: 7, twice, last vs. Akron (12/28/08)
 Off. Rebounds: 2, many times, last vs. SMU (2/20/09)
 Def. Rebounds: 6, twice, last vs. Boston College (12/20/08)
 Assists: 7, twice, last vs. Rice (2/7/09)
 Steals: 5, vs. Memphis (1/18/09)
 Blocks: 1, twice, last vs. UAB (1/16/09)
 FG Made: 11, vs. Memphis (1/18/09)
 FG Attempted: 22, vs. Memphis (1/18/09)
 3-pt. FG Made: 4, three times, last at Marshall (2/26/09)
 3-pt. FG Att.: 11, vs. Memphis (1/18/09)
 FT Made: 8, vs. Boston College (12/20/08)
 FT Attempted: 10, vs. Boston College (12/20/08)
 Minutes Played: 40, at UTEP (1/11/09)

#20 PORSCHE LANDRY

FRESHMAN • GUARD • 5-5 • HOUSTON, TEXAS • MADISON HIGH SCHOOL



Games played: 28
 Minutes/game: 24.5
 Points/game: 8.2
 FG Pct: 43.7
 3FG Pct: 20.7
 FT Pct: 65.7
 Rebounds/game: 2.8
 Assists/game: 2.8
 Turnovers/game: 3.8
 Assist/turnover ratio: 0.7
 Steals/game: 1.8
 Blocks/game: 0.1

GAME-BY-GAME STATISTICS

Opponent	Date	GS	Min	TOTAL			3-PTS			REBOUNDS														
				FG	FGA	Pct	3FG	FGA	Pct	FT	FTA	Pct	Off	Def	Tot	Avg	PF	FO	A	TO	Blk	Stl	Pts	Avg
Jaguars (EXH)	11/10/08		29	3	7	.429	0	0	.000	4	7	.571	1	3	4	-	2	0	8	3	0	4	10	-
SE LOUISIANA	11/14/08	*	28	3	5	.600	1	1	1.000	2	3	.667	3	0	3	3.0	4	0	1	3	0	2	9	9.0
GARDNER WEBB	11/15/08	*	25	4	10	.400	0	2	.000	4	4	1.000	2	3	5	4.0	4	0	7	4	0	1	12	10.5
at Oregon State	11/19/08	*	25	2	5	.400	0	0	.000	0	0	.000	0	1	1	3.0	3	0	4	6	0	1	4	8.3
MIAMI (FLA.)	11/21/08	*	19	3	12	.250	0	3	.000	7	8	.875	1	1	2	2.8	1	0	1	2	0	4	13	9.5
at TCU	11/25/08	*	24	4	7	.571	2	3	.667	0	0	.000	0	1	1	2.4	2	0	3	5	0	0	10	9.6
at North Texas	12/2/08	*	31	8	13	.615	0	0	.000	7	10	.700	0	7	7	3.2	1	0	5	6	0	2	23	11.8
TEXAS SOUTHERN	12/5/08	*	30	1	4	.250	0	0	.000	0	0	.000	0	3	3	3.1	5	1	7	5	0	2	2	10.4
CAL POLY	12/14/08	*	15	1	3	.333	0	1	.000	0	1	.000	0	1	1	2.9	3	0	0	3	0	0	2	9.4
vs Boston College	12/20/08	*	23	1	6	.167	0	0	.000	0	0	.000	0	2	2	2.8	1	0	2	7	0	1	2	8.6
vs Buffalo	12/21/08	*	21	7	10	.700	1	1	1.000	1	2	.500	1	2	3	2.8	3	0	1	3	0	1	16	9.3
AKRON	12/28/08	*	29	4	13	.308	0	2	.000	1	7	.143	1	2	3	2.8	4	0	1	3	0	2	9	9.3
at Kansas	12/30/08	*	28	4	8	.500	0	0	.000	2	4	.500	0	2	2	2.8	2	0	1	4	1	2	10	9.3
at Tulane	1/9/09	*	14	3	8	.375	0	0	.000	0	0	.000	1	1	2	2.7	3	0	0	3	0	2	6	9.1
at UTEP	1/11/09	*	8	0	2	.000	0	0	.000	0	0	.000	0	1	1	2.6	1	0	0	1	0	0	0	8.4
UAB	1/16/09	*	31	2	9	.222	1	3	.333	4	4	1.000	2	3	5	2.7	0	0	1	5	0	3	9	8.5
MEMPHIS	1/18/09	*	22	5	9	.556	1	2	.500	1	3	.333	1	2	3	2.8	3	0	6	5	0	2	12	8.7
at Southern Miss	1/22/09	*	21	0	2	.000	0	1	.000	0	0	.000	2	0	2	2.7	1	0	2	2	0	1	0	8.2
UCF	1/25/09	*	25	4	5	.800	0	1	.000	1	2	.500	1	1	2	2.7	1	0	4	4	0	5	9	8.2
at SMU	1/29/09	*	33	2	9	.222	0	1	.000	0	0	.000	2	1	3	2.7	1	0	2	1	0	0	4	8.0
at Tulsa	1/31/09	*	31	2	3	.667	0	0	.000	4	4	1.000	0	0	0	2.6	0	0	3	3	0	2	8	8.0
at Rice	2/4/09	*	24	4	9	.444	0	1	.000	0	0	.000	0	4	4	2.6	1	0	2	3	0	1	8	8.0
RICE	2/7/09	*	30	4	10	.400	0	2	.000	0	0	.000	2	3	5	2.7	3	0	5	5	0	3	8	8.0
TULANE	2/12/09	*	27	5	8	.625	0	0	.000	2	4	.500	1	4	5	2.8	5	1	3	5	1	2	12	8.2
UTEP	2/14/09	*	25	4	9	.444	0	1	.000	0	0	.000	3	0	3	2.8	5	1	3	3	0	3	8	8.2
SMU	2/20/09	*	28	4	5	.800	0	0	.000	3	6	.500	2	2	4	2.9	0	0	3	4	0	2	11	8.3
TULSA	2/22/09	*	24	2	6	.333	0	2	.000	0	0	.000	1	1	2	2.8	0	0	2	5	0	2	4	8.1
at Marshall	2/26/09	*	34	3	8	.375	0	1	.000	5	5	1.000	2	2	4	2.9	2	0	5	6	0	2	11	8.2
at East Carolina	2/28/09	*	12	4	8	.500	0	1	.000	0	0	.000	0	1	1	2.8	1	0	2	1	0	3	8	8.2
Totals			28	687	90	.437	6	29	.207	44	67	.657	28	51	79	2.8	60	3	78	107	2	51	230	8.2

PRESEASON NOTES

Another player coaches refer to as a true point guard... Able to beat opponents with the dribble as well as involve her teammates with above average passing skills... Has the type of game to make everyone on the court better when running the point... Named one of the Top 20 recruits in the Greater Houston area.

CAREER STATISTICS

Year	GP	GS	Min	Avg	TOTAL			3-PTS			REBOUNDS														
					FG	FGA	Pct	FG	FGA	Pct	FT	FTA	Pct	Off	Def	Tot	Avg	PF	FO	Ast	TO	Blk	Stl	Pts	Avg
2008-09	28	28	687	24.5	90	206	.437	6	29	.207	44	67	.657	28	51	79	2.8	60	3	78	107	2	51	230	8.2
TOTAL	28	28	687	24.5	90	206	.437	6	29	.207	44	67	.657	28	51	79	2.8	60	3	78	107	2	51	230	8.2

SEASON NOTES

In the exhibition against the Houston Jaguars (11/10), scored 10 points with four rebounds and collected a game-high eight assists... In her collegiate debut against SE Louisiana (11/14) scored nine points on 3-of-5 shooting with a pair of steals and three offensive rebounds... Dished out a game-high seven assists and tallied a career-high 12 points in a win over Gardner-Webb (11/15)... Scored four points and collected a team-high four assists against OSU (11/19)... Scored 13 points and made 5-of-6 free throws during the game's 27 seconds to seal the win... Enjoyed a career-night against North Texas (12/2), scored a personal-best 23 point points and pulled down seven rebounds... Dished out a game-best seven assists, tying a career-high, against Texas Southern (12/5)... Scored two points in 15 minutes against Cal Poly (12/14)... Scored two points and had two rebounds against Boston College (12/20)... Scored 16 points on 7-of-10 shooting against Buffalo (12/21)... Chipped in with nine points, three rebounds, three assists and two steals against Akron (12/28)... Tallied 10 points by making 4-of-8 field goals against Kansas (12/31)... Played eight minutes at UTEP (1/11)... Scored nine points and grabbed five boards against UAB (1/16)... Poured in 12 points and dished out six assists against Memphis (1/18)... Scored nine points, dished out four assists and recorded five steals against UCF (1/25)... Scored four points with three rebounds and two assists at SMU (1/29)... Enjoyed a four point, three rebound, two assist night at Tulsa (1/31)... Scored eight points and grabbed four rebounds at Rice (2/5)... Scored eight points, while adding five rebounds and five assists against Rice (4/7)... Put together a 12-point, five rebound performance against Tulane (2/12)... Scored eight points along with three rebounds, three assists and three steals (2/14)... Enjoyed a 11-points, four-rebound, three-assist, two-steal performance against SMU (2/20)... Scored four points against Tulsa (2/22)... Scored 11 points and dished out five assists against Marshall (2/26)... finished with eight points but was limited to only 12 minutes due to injury against East Carolina (2/28).

CAREER HIGHS

Points: 23, at North Texas (12/2/08)
 Rebounds: 7, at North Texas (12/2/08)
 Offensive Rebounds: 3, vs. SE Louisiana (11/14/08)
 Defensive Rebounds: 7, at North Texas (12/2/08)
 Assists: 7, twice, last vs. Texas Southern (12/5/08)
 Steals: 5, vs. UCF (1/25/09)
 Blocks: 1, twice, last vs. Tulane (2/12/09)
 FG Made: 8, at North Texas (12/2/08)
 FG Attempted: 13, twice, last vs. Akron (12/28/08)
 3-pt. FG Made: 2, at TCU (11/25/08)
 3-pt. FG Attempted: 3, three times, last vs. UAB (1/16/09)
 FT Made: 7, twice, last at North Texas (12/2/08)
 FT Attempted: 10, at North Texas (12/2/08)
 Minutes Played: 33, at SMU (1/29/09)

#21 ASHLEE' JOSEPH

JUNIOR • FORWARD • 6-0 • HOUSTON, TEXAS • BOOKER T. WASHINGTON HIGH SCHOOL



Games played: 28
 Minutes/game: 14.5
 Points/game: 3.5
 FG Pct: 37.8
 3FG Pct: 0.0
 FT Pct: 61.9
 Rebounds/game: 3.8
 Assists/game: 0.3
 Turnovers/game: 0.4
 Assist/turnover ratio: 0.8
 Steals/game: 0.3
 Blocks/game: 0.3

GAME-BY-GAME STATISTICS

Opponent	Date	GS	Min	TOTAL			3-PTS			REBOUNDS											PF	FO	A	TO	Blk	Stl	Pts	Avg
				FG	FGA	Pct	3FG	FGA	Pct	FT	FTA	Pct	Off	Def	Tot	Avg												
Jaguars (EXH)	11/10/08	15	1	5	.400	0	0	.000	1	2	.500	2	5	7	-	1	0	1	0	2	0	3	-					
SE LOUISIANA	11/14/08	11	3	4	.750	0	0	.000	0	0	.000	1	0	1	1.0	1	0	0	1	0	0	6	6.0					
GARDNER WEBB	11/15/08	10	0	2	.000	0	0	.000	0	0	.000	0	0	0	0.5	1	0	0	0	0	1	0	3.0					
at Oregon State	11/19/08	15	2	4	.500	0	0	.000	0	2	.000	2	2	4	1.7	2	0	0	2	0	0	4	3.3					
MIAMI (FLA.)	11/21/08	15	0	3	.000	0	0	.000	0	0	.000	1	3	4	2.3	1	0	0	0	0	0	0	2.5					
at TCU	11/25/08	21	4	8	.500	0	0	.000	0	0	.000	1	5	6	3.0	2	0	1	1	0	1	8	3.6					
at North Texas	12/2/08	16	2	6	.333	0	0	.000	0	0	.000	1	2	3	3.0	3	0	1	1	1	0	4	3.7					
TEXAS SOUTHERN	12/5/08	6	1	2	.500	0	0	.000	0	0	.000	0	1	1	2.7	0	0	1	2	0	0	2	3.4					
CAL POLY	12/14/08	17	1	3	.333	0	0	.000	0	1	.000	2	3	5	3.0	1	0	1	0	0	1	2	3.3					
vs Boston College	12/20/08	9	0	1	.000	0	0	.000	0	0	.000	0	1	1	2.8	3	0	0	0	0	0	0	2.9					
vs Buffalo	12/21/08	5	0	0	.000	0	0	.000	4	4	1.000	0	1	1	2.6	3	0	0	1	0	0	4	3.0					
AKRON	12/28/08	14	0	3	.000	0	0	.000	0	0	.000	2	4	6	2.9	1	0	1	0	1	0	0	2.7					
at Kansas	12/30/08	23	0	2	.000	0	0	.000	0	0	.000	1	2	3	2.9	1	0	0	0	0	0	0	2.5					
at Tulane	1/9/09	12	2	7	.286	0	1	.000	0	0	.000	4	2	6	3.2	3	0	0	0	0	1	4	2.6					
at UTEP	1/11/09	14	0	1	.000	0	0	.000	0	0	.000	0	1	1	3.0	3	0	0	0	0	0	0	2.4					
UAB	1/16/09	15	2	5	.400	0	1	.000	1	1	1.000	1	2	3	3.0	1	0	1	0	1	1	5	2.6					
MEMPHIS	1/18/09	14	2	5	.400	0	0	.000	0	2	.000	2	1	3	3.0	2	0	0	0	1	1	4	2.7					
at Southern Miss	1/22/09	21	8	13	.615	0	0	.000	0	0	.000	3	2	5	3.1	2	0	0	0	0	1	16	3.5					
UCF	1/25/09	7	1	2	.500	0	0	.000	1	2	.500	2	3	5	3.2	2	0	0	1	1	0	3	3.4					
at SMU	1/29/09	10	2	7	.286	0	0	.000	2	3	.667	4	3	7	3.4	0	0	0	0	1	0	6	3.6					
at Tulsa	1/31/09	11	3	6	.500	0	0	.000	0	0	.000	1	1	2	3.4	1	0	0	0	0	0	6	3.7					
at Rice	2/4/09	17	2	3	.667	0	0	.000	0	0	.000	1	3	4	3.4	0	0	0	0	0	0	4	3.7					
RICE	2/7/09	22	0	4	.000	0	0	.000	2	2	1.000	0	8	8	3.6	3	0	1	0	2	0	2	3.6					
TULANE	2/12/09	12	1	2	.500	0	0	.000	0	0	.000	3	5	8	3.8	0	0	0	0	0	0	2	3.6					
UTEP	2/14/09	8	0	1	.000	0	0	.000	0	0	.000	1	1	2	3.7	0	0	0	0	0	0	0	3.4					
SMU	2/20/09	18	3	4	.750	0	0	.000	2	2	1.000	3	1	4	3.7	4	0	0	0	0	1	8	3.6					
TULSA	2/22/09	14	1	6	.167	0	0	.000	0	0	.000	1	5	6	3.8	0	0	0	0	0	0	2	3.5					
at Marshall	2/26/09	26	2	4	.500	0	0	.000	0	0	.000	1	2	3	3.8	3	0	2	3	0	0	4	3.6					
at East Carolina	2/28/09	24	0	3	.000	0	0	.000	1	2	.500	0	4	4	3.8	1	0	0	0	0	1	1	3.5					
Totals		0	407	42	111	.378	0	2	.000	13	21	.619	38	68	106	3.8	44	0	9	12	8	97	3.5					

PRESEASON NOTES

Enters the season as one of the players who could be poised for a break-out year. . . Hard-working athlete on both sides of the court, who has great ability on the low block around the basket. . . As a junior, she will be looked to for more leadership from the young team that features only a handful of upperclassmen.

CAREER STATISTICS

Year	GP	GS	Min	Avg	TOTAL			3-PTS			REBOUNDS											PF	FO	Ast	TO	Blk	Stl	Pts	Avg
					FG	FGA	Pct	FG	FGA	Pct	FT	FTA	Pct	Off	Def	Tot	Avg												
2006-07	28	8	513	18.3	60	168	.357	0	2	.000	16	29	.552	72	69	141	5.0	44	1	8	34	3	17	136	4.9				
2007-08	30	1	214	7.1	35	78	.449	0	1	.000	11	17	.647	33	28	61	2.0	24	0	5	20	2	3	81	2.7				
2008-09	28	0	407	14.5	42	111	.378	0	2	.000	13	21	.619	38	68	106	3.8	44	0	9	12	8	9	97	3.5				
TOTAL	84	9	1084	12.9	137	357	.384	0	5	.000	40	67	.597	143	165	308	3.7	112	1	22	66	13	29	314	3.7				

SEASON NOTES

Pulled down seven rebounds and added three points in 15 minutes of action against the Jaguars (11/10)... Scored six points in 11 quality minutes off the UH bench in a win over SE Louisiana (11/14)... Played 10 scoreless minutes against Gardner-Webb... Against Oregon State (11/19), scored four points and pulled down four rebounds... Grabbed four rebounds in 15 minutes against Miami (11/21)... Scored right points on 4-of-8 shooting for the field with six rebounds in the contest against TCU (11/25)... Score four points and grabbed three rebounds in 16 minutes against North Texas (12/2)... Had two points and one rebound in six minutes against Texas Southern (12/5)... Pulled down five rebounds and scored two points with an assist and a steal in 17 minutes against Cal Poly (12/14)... Played nine minutes against Boston College (12/20)... Scored four points, going 4-of-4 from the free throw line, in five minutes against Buffalo (12/21)... Hauled down six rebounds in 14 minutes against Akron (12/28)... Grabbed three rebounds in 23 minutes at Kansas (12/31)... Pulled down one rebound and went 0-of-1 from the field against UTEP (1/11)... Scored four points, grabbed three boards and blocked a shot against Memphis (1/18)... Scored a season high 16 points with five rebounds in 21 minutes of action against Southern Miss (1/21)... Scored three points and grabbed five rebounds in seven minutes against UCF (1/25)... Scored six points and pulled down seven rebounds at SMU (1/29)... Had six points with two rebounds at Tulsa (1/31)... Had four points and four rebounds off the bench at Rice (2/4)... Pulled down eight rebounds in 22 minutes off the bench against Rice (2/7)... Pulled down eight rebounds in 12 minutes against Tulane (2/12)... Played eight minutes against UTEP (2/14)... Came off the bench to chip in with eight points and four rebounds against SMU (2/20)... Grabbed six rebounds in 14 minutes against Tulsa (2/22)... Scored four points and grabbed four boards against Marshall (2/26)... Posted four rebounds against East Carolina (2/28).

CAREER HIGHS

Points: 20, vs. Rice (1/2/07)
 Rebounds: 12, vs. Memphis (2/22/07)
 Off. Rebounds: 7, vs. Memphis (2/22/07)
 Def. Rebounds: 7, at Tulane (1/5/07)
 Assists: 3, at Tulsa (2/15/07)
 Steals: 3, at Tulane (1/5/07)
 Blocks: 2, at Tulsa (2/15/07)
 FG Made: 10, vs. Rice (1/2/07)
 FG Attempted: 16, vs. Rice (1/2/07)
 3-pt. FG Made: N/A
 3-pt. FG Att.: 1, many times, last at Memphis (2/1/08)
 FT Made: 2, many times, last at UTEP (2/14/08)
 FT Attempted: 4, at UCF (2/9/07)
 Minutes Played: 36, at SMU (2/17/07)

#22 ROXANA BUTTON

FRESHMAN • GUARD • 5-9 • COPPELL, TEXAS • COPPELL HIGH SCHOOL



Games played: 28
 Minutes/game: 23.8
 Points/game: 8.7
 FG Pct: 36.9
 3FG Pct: 36.7
 FT Pct: 79.7
 Rebounds/game: 2.2
 Assists/game: 1.3
 Turnovers/game: 2.0
 Assist/turnover ratio: 0.6
 Steals/game: 0.8
 Blocks/game: 0.0

GAME-BY-GAME STATISTICS

Opponent	Date	GS	Min	TOTAL			3-PTS			REBOUNDS															
				FG	FGA	Pct	3FG	FGA	Pct	FT	FTA	Pct	Off	Def	Tot	Avg	PF	FO	A	TO	Blk	Stl	Pts	Avg	
Jaguars (EXH)	11/10/08		24	3	8	.375	1	2	.500	5	6	.833	4	1	5	-	1	0	2	5	0	2	12	-	
SE LOUISIANA	11/14/08	*	26	8	11	.727	1	2	.500	0	0	.000	1	2	3	3.0	4	0	1	3	0	3	17	17.0	
GARDNER WEBB	11/15/08	*	30	2	8	.250	1	4	.250	7	8	.875	1	4	5	4.0	3	0	4	3	0	1	12	14.5	
at Oregon State	11/19/08	*	34	2	10	.200	1	5	.200	3	6	.500	1	2	3	3.7	4	0	0	3	0	0	8	12.3	
MIAMI (FLA.)	11/21/08	*	16	1	5	.200	0	1	.000	2	4	.500	1	2	3	3.5	3	0	0	1	0	2	4	10.3	
at TCU	11/25/08	*	39	5	10	.500	2	5	.400	4	4	1.000	1	0	1	3.0	1	0	3	6	0	3	16	11.4	
at North Texas	12/2/08	*	28	5	9	.556	1	2	.500	1	2	.500	0	4	4	3.2	3	0	0	2	0	0	12	11.5	
TEXAS SOUTHERN	12/5/08	*	30	4	8	.500	4	6	.667	2	2	1.000	0	3	3	3.1	3	0	1	2	0	0	14	11.9	
CAL POLY	12/14/08	*	31	4	9	.444	0	1	.000	10	13	.769	1	3	4	3.3	1	0	1	1	0	1	18	12.6	
vs Boston College	12/20/08	*	29	2	7	.286	1	1	1.000	0	0	.000	0	3	3	3.2	2	0	2	5	0	2	5	11.8	
vs Buffalo	12/21/08	*	33	2	15	.133	1	6	.167	6	6	1.000	2	1	3	3.2	0	0	2	1	0	1	11	11.7	
AKRON	12/28/08	*	28	2	7	.286	1	4	.250	6	6	1.000	2	3	5	3.4	1	0	1	2	0	1	11	11.6	
at Kansas	12/30/08		27	4	13	.308	2	5	.400	0	0	.000	1	2	3	3.3	2	0	0	3	0	0	10	11.5	
at Tulane	1/9/09	*	23	1	6	.167	0	1	.000	2	2	1.000	0	0	0	3.1	1	0	2	2	0	3	4	10.9	
at UTEP	1/11/09	*	16	1	6	.167	0	1	.000	3	3	1.000	0	1	1	2.9	1	0	0	3	0	0	5	10.5	
UAB	1/16/09		18	3	6	.500	2	3	.667	0	0	.000	0	3	3	2.9	2	0	1	2	0	0	8	10.3	
MEMPHIS	1/18/09		20	4	8	.500	1	4	.250	5	5	1.000	0	0	0	2.8	1	0	3	2	0	2	14	10.6	
at Southern Miss	1/22/09		13	1	4	.250	1	1	1.000	2	3	.667	0	0	0	2.6	0	0	2	1	0	1	5	10.2	
UCF	1/25/09		23	3	9	.333	2	6	.333	2	2	1.000	0	0	0	2.4	2	0	2	1	0	0	10	10.2	
at SMU	1/29/09		31	4	8	.500	2	4	.500	1	2	.500	0	2	2	2.4	2	0	2	1	0	0	11	10.3	
at Tulsa	1/31/09		23	2	2	1.000	1	1	1.000	1	2	.500	0	1	1	2.4	0	0	0	2	0	1	6	10.1	
at Rice	2/4/09		20	3	6	.500	0	0	.000	1	3	.333	1	1	2	2.3	1	0	1	2	0	0	7	9.9	
RICE	2/7/09		16	0	5	.000	0	3	.000	2	2	1.000	0	1	1	2.3	0	0	1	2	0	0	2	9.5	
TULANE	2/12/09		31	4	10	.400	1	2	.500	1	2	.500	2	3	5	2.4	2	0	0	3	0	0	10	9.6	
UTEP	2/14/09		15	2	3	.667	1	2	.500	0	0	.000	0	2	2	2.4	2	0	1	1	0	0	5	9.4	
SMU	2/20/09		27	4	9	.444	2	4	.500	2	2	1.000	0	1	1	2.3	0	0	1	1	0	1	12	9.5	
TULSA	2/22/09		19	2	4	.500	1	3	.333	0	0	.000	0	1	1	2.3	1	0	4	0	0	0	5	9.3	
at Marshall	2/26/09		6	1	6	.167	0	2	.000	0	0	.000	2	1	3	2.3	0	0	0	0	0	0	2	9.0	
at East Carolina	2/28/09		13	0	2	.000	0	0	.000	0	0	.000	0	0	0	2.2	2	0	0	0	0	0	0	8.7	
Totals			13	665	76	206	.369	29	79	.367	63	79	.797	16	46	62	2.2	44	0	35	55	0	22	244	8.7

PRESEASON NOTES

Coach regards her as a player with a complete game and a great basketball intelligence level... Very tough mentally and extremely coachable... Great competitor... Could see a lot of minutes as a key reserve for the Cougars during her first year on campus... An outstanding student in the classroom.

CAREER STATISTICS

Year	GP	GS	Min	Avg	TOTAL			3-PTS			REBOUNDS														
					FG	FGA	Pct	FG	FGA	Pct	FT	FTA	Pct	Off	Def	Tot	Avg	PF	FO	Ast	TO	Blk	Stl	Pts	Avg
2008-09	28	13	665	23.8	76	206	.369	29	79	.367	63	79	.797	16	46	62	2.2	44	0	35	55	0	22	244	8.7
TOTAL	28	13	665	23.8	76	206	.369	29	79	.367	63	79	.797	16	46	62	2.2	44	0	35	55	0	22	244	8.7

SEASON NOTES

Scored 12 points on three field goals and a 5-of-6 mark from the free throw line in the exhibition contest against the Houston Jaguars (11/10)... Made a splash in her collegiate debut, scoring a game-high 17 points on an 8-of-11 shooting night against SE Louisiana (11/14)... Also grabbed three rebounds and three steals... Against Gardner Webb (11/15) did much of damage from the free throw line where she went 7-of-8 on her way to 12 points, in addition to five rebounds and four assists... Selected Conference USA Rookie of the Week on Nov. 17... Went 2-of 10 from the field and 3-of-6 from the foul line for eight points against Oregon State (11/19)... Scored four points in 16 minutes against Miami (11/21)... Against TCU (11/25) led UH in scoring with 16 points on 5-of-10 shooting from the field and a 4-of-4 mark from the free throw line... Scored 12 points on 5-of-9 shooting and grabbed four boards against North Texas (12/2)... Made a season-best four three point field goals to contribute 14 points in a win over Texas Southern (12/5)... Scored 18 points, going 4-of-9 from the floor and 10-of-13 from the charity stripe with four rebounds against Cal Poly (12/14) ... Selected C-USA Rookie of the Week for the second time this season on Dec. 15... Scored five points with three rebounds against Boston College (12/20)... Used a 6-of-6 performance from the charity stripe to post 11 points against Buffalo (12/21)... Again perfect from the free throw line (6-of-6) against Akron (12/28) en route to a 11-point performance... Came off the bench at Kansas (12/31) to contribute 10 points and three rebounds... Scored four points in 23 minutes at Tulane... Scored five points and went 3-of-3 from the free throw line at UTEP (1/11) Made 29 consecutive free throw shots from Dec. 14 to Jan. 22... Scored eight points with three rebounds against UAB (1/16)... Poured in 14 points and dished out three assists against Memphis (1/18)... Chipped in with five points and two assists against Southern Miss (1/22)... Scored 10 points against UCF (1/25)... Made 4-of-8 points for 11 points against SMU (1/29)... Scored six points in a road win over Tulsa... Contributed seven points in at win at Rice (2/4)... Scored two points, both from the free throw line, in 16 minutes against Rice (2/7)... Came off the bench to chip in 10 points and five rebounds against Tulane (2/12)... Made 2-of-3 shots for five against UTEP (2/14)... Made 4-o-f-9 field goals for 12 points against SMU (2/20)... Contributed five points in 19 minutes against Tulsa (2/22)... Scored two points and grabbed three boards against Marshall (2/26)... Played 13 minutes against East Carolina (2/28).

CAREER HIGHS

Points: 18, vs Cal Poly (12/14/08)
 Rebounds: 5, three times, last vs. Tulane (2/12/09)
 Offensive Rebounds: 2, vs. Buffalo (12/21/08)
 Defensive Rebounds: 4, twice, last vs. North Texas (12/2/08)
 Assists: 4, twice, last vs. Tulsa (2/22/09)
 Steals: 3, three times, last vs. Tulane (1/9/09)
 Blocks: n/a
 FG Made: 8, vs. SE Louisiana (11/14/08)
 FG Attempted: 15, vs. Buffalo (12/21/08)
 3-pt. FG Made: 4, vs. Texas Southern (12/5/08)
 3-pt. FG Attempted: 6, three times, last vs. UCF (1/25/09)
 FT Made: 10, vs. Cal Poly (12/14/08)
 FT Attempted: 13, vs. Cal Poly (12/14/08)
 Minutes Played: 39, at TCU (11/25/08)

#24 COURTNEY TAYLOR

SOPHOMORE • GUARD/FORWARD • 6-0 • CROCKETT, TEXAS • CROCKETT HIGH SCHOOL



Games played: 28
 Minutes/game: 33.1
 Points/game: 16.5
 FG Pct: 46.8
 3FG Pct: 40.9
 FT Pct: 66.5
 Rebounds/game: 10.1
 Assists/game: 1.9
 Turnovers/game: 1.9
 Assist/turnover ratio: 1.0
 Steals/game: 2.3
 Blocks/game: 1.8

GAME-BY-GAME STATISTICS

Opponent	Date	GS	Min	TOTAL			3-PTS			REBOUNDS														
				FGA	Pct	3FG	FGA	Pct	FT	FTA	Pct	Off	Def	Tot	Avg	PF	FO	A	TO	Blk	Stl	Pts	Avg	
Jaguars (EXH)	11/10/08	*	35	7	19	.368	0	1	.000	3	4	.750	3	7	10	-	2	0	1	1	0	4	17	-
SE LOUISIANA	11/14/08	*	35	7	15	.467	0	1	.000	3	6	.500	3	7	10	10.0	3	0	2	0	2	5	17	17.0
GARDNER WEBB	11/15/08	*	32	4	7	.571	0	1	.000	7	8	.875	2	12	14	12.0	0	0	0	0	1	1	15	16.0
at Oregon State	11/19/08	*	33	6	11	.545	1	1	1.000	3	4	.750	2	6	8	10.7	2	0	2	2	2	0	16	16.0
MIAMI (FLA.)	11/21/08	*	32	5	13	.385	0	0	.000	6	7	.857	6	11	17	12.3	3	0	3	3	1	2	16	16.0
at TCU	11/25/08	*	34	6	12	.500	0	0	.000	2	4	.500	2	2	4	10.6	1	0	3	3	0	2	14	15.6
at North Texas	12/2/08	*	33	7	16	.438	0	0	.000	2	6	.333	6	6	12	10.8	2	0	0	3	1	5	16	15.7
TEXAS SOUTHERN	12/5/08	*	33	4	8	.500	0	1	.000	4	7	.571	1	7	8	10.4	3	0	1	2	6	3	12	15.1
CAL POLY	12/14/08	*	34	8	16	.500	0	0	.000	6	8	.750	7	8	15	11.0	1	0	2	0	0	0	22	16.0
vs Boston College	12/20/08	*	36	6	11	.545	0	0	.000	4	6	.667	2	10	12	11.1	4	0	2	3	4	0	16	16.0
vs Buffalo	12/21/08	*	37	11	19	.579	1	1	1.000	2	4	.500	4	12	16	11.6	2	0	0	4	5	0	25	16.9
AKRON	12/28/08	*	35	7	15	.467	0	0	.000	2	7	.286	6	6	12	11.6	5	1	0	0	0	3	16	16.8
at Kansas	12/30/08	*	38	5	17	.294	0	0	.000	5	6	.833	5	3	8	11.3	4	0	2	2	0	2	15	16.7
at Tulane	1/9/09	*	37	6	12	.500	0	0	.000	5	8	.625	1	11	12	11.4	4	0	3	2	2	5	17	16.7
at UTEP	1/11/09	*	38	9	15	.600	0	0	.000	5	7	.714	5	6	11	11.4	3	0	1	4	0	2	23	17.1
UAB	1/16/09	*	32	2	9	.222	0	1	.000	4	5	.800	1	6	7	11.1	4	0	3	1	3	2	8	16.5
MEMPHIS	1/18/09	*	33	5	8	.625	0	0	.000	1	4	.250	4	8	12	11.1	4	0	3	1	4	2	11	16.2
at Southern Miss	1/22/09	*	27	5	14	.357	1	3	.333	1	2	.500	1	3	4	10.7	1	0	1	1	0	4	12	15.9
UCF	1/25/09	*	34	10	13	.769	1	1	1.000	6	8	.750	3	4	7	10.5	3	0	2	2	0	1	27	16.6
at SMU	1/29/09	*	34	6	19	.316	0	1	.000	0	0	.000	4	4	8	10.4	2	0	2	2	2	3	12	16.3
at Tulsa	1/31/09	*	23	4	8	.500	0	0	.000	3	5	.600	2	8	10	10.4	4	0	2	0	2	1	11	16.1
at Rice	2/04/09	*	31	4	12	.333	0	1	.000	0	2	.000	0	10	10	10.3	2	0	3	0	1	3	8	15.7
RICE	2/7/09	*	34	3	7	.429	1	1	1.000	6	8	.750	2	11	13	10.5	1	0	2	3	1	3	13	15.5
TULANE	2/12/09	*	27	6	13	.462	0	1	.000	9	10	.900	2	3	5	10.2	3	0	0	4	2	1	21	15.8
UTEP	2/14/09	*	38	8	19	.421	1	2	.500	7	9	.778	3	8	11	10.3	3	0	4	1	1	1	24	16.1
SMU	2/20/09	*	35	10	14	.714	1	1	1.000	2	5	.400	2	12	14	10.4	3	0	2	4	2	9	23	16.4
TULSA	2/22/09	*	35	5	16	.313	1	2	.500	7	9	.778	3	6	9	10.3	1	0	3	4	0	2	18	16.5
at Marshall	2/26/09	*	28	5	9	.556	0	1	.000	6	8	.750	0	4	4	10.1	2	0	2	1	0	1	16	16.4
at East Carolina	2/28/09	*	29	7	17	.412	1	2	.500	3	4	.750	4	7	11	10.1	3	0	2	1	3	1	18	16.5
Totals			28	927	171	.468	9	22	.409	111	167	.665	83	201	284	10.1	73	1	52	53	49	64	462	16.5

PRESEASON NOTES

Houston's most consistent player from a season ago during her first year on campus... Looks to take another step forward as a sophomore in both her on court production and as a team leader... Has the potential to contend for major postseason honors... A great competitor who combines great leaping ability and a scorer's touch around the basket... Coaches believe she has the talent to lead the country in rebound... Knows how to play away from the basket and could excel in the mid-range game... Brings toughness and a scorer's mentality.

CAREER STATISTICS

Year	GP	GS	Min	Avg	TOTAL			3-PTS			REBOUNDS														
					FG	FGA	Pct	FG	FGA	Pct	FT	FTA	Pct	Off	Def	Tot	Avg	PF	FO	Ast	TO	Blk	Stl	Pts	Avg
2007-08	29	25	693	23.9	116	243	.477	1	7	.143	61	93	.656	86	163	249	8.6	58	1	32	31	17	29	294	10.1
2008-09	28	28	927	33.1	171	365	.468	9	22	.409	111	167	.665	83	201	284	10.1	73	1	52	53	49	64	462	16.5
TOTAL	57	53	1620	28.4	287	608	.472	10	29	.344	172	260	.661	169	364	533	9.4	131	2	84	84	66	93	756	13.3

SEASON NOTES

Notched what would have been her first double-double of the season in the exhibition win over the Houston Jaguars (11/10), scoring 17 points to go along with 10 rebounds... Scored a game-high 17 points in the season-opening win over SE Louisiana (11/14), going 7-of-15 from the field... Added 10 rebounds to notch the 10th double-double of her UH career... Also tied a career-high with five steals... Against Gardner-Webb posted a second straight double-double the season with 15 points and 14 rebounds... Went 7-of-8 from the charity stripe... Selected as C-USA Player of the Week on Nov. 17... Was the Cougars leading scorer at Oregon State (11/19) with 16 points on 6-of-11 field goal shooting... Set a new career-high with 17 rebounds against Miami (11/21), while also adding a team-high 16 points... Scored 14 points against TCU (11/28), making 6-of-12 field goals... Posted her 13th career double-double against North Texas, scored 16 points and adding 12 rebounds... Led the Cougars with eight rebounds and chipped in 12 points against Texas Southern (12/5)... Added a career-high six blocked shots... Add rewrote her personal record book against Cal Poly (12/14), making 8-of-16 shots for a career-high 22 points... Added 15 rebounds for her 14th career double-double... Selected C-USA Player of the Week for the second time this season on Dec. 15... Named to the All-Tournament team at the St. John's-Chartwells Holiday Classic after collecting a pair of double-doubles and averaging 20.5 points, 14 rebounds and 4.5 blocks in two games at the event... Against Boston College (12/20), pulled down a team-high 12 rebounds to go along with 16 points... Recorded a career-high 25 points on 11-of-19 shooting with a game-high 16 rebounds against Buffalo (12/21)... Turned in another double-double game against Akron (12/28), leading UH in scoring with 16 and rebounding with 12... Scored a team-high 15 points and added 10 rebounds at Kansas (12/31)... Enjoyed another double-double performance against Tulane, scoring 17 points and a game-high 12 rebounds... Turned in her second straight double-double to start C-USA play and 10th of the season against UTEP with 23 points and 11 rebounds... Scored eight points and posted seven rebounds to go with three blocks, three assists and a pair of steals against UAB (1/16)... Posted her 11th double-double of the season with an 11 point, 12 rebound effort to go with four blocks against Memphis (1/18)... Tallied a 12-point, four rebounds night at Southern Miss (1/22)... Poured in a career-high 27 points, adding seven boards and four blocks against UCF (1/25)... Scored 12 points and pulled down eight rebounds at SMU (1/29)... Collected her 21st career double-double at Tulsa, ending play with 11 points and 10 rebounds... Pulled down 10 rebounds and scored eight points, while handing out a team-high three assists, at Rice (2/4)... Collected her 22nd career double-double against Rice (2/7), finishing with 13 points and 13 rebounds... Made 6-of-13 field goals and 9-of-10 free throws for 21 points against Tulane (2/12)... Collected her 23rd career double-double with 24 points and 11 rebounds against UTEP (2/14)... Just missed the fourth triple-double in program history against SMU (2/20), ending play with 23 points, 14 rebounds and a career-high nine steals... Scored a game-high 18 points to go along with nine rebounds against Tulsa (2/22)... Scored 16 points and snatched four boards against Marshall (2/26)... Netted 18 points and added 11 boards and three blocks against East Carolina for her 25th career double-double (2/28).

CAREER HIGHS

Points: 27, vs. UCF (1/25/09)
 Rebounds: 17, vs. Miami (11/21/08)
 Off. Rebounds: 7, twice, last vs. Cal Poly (12/14/08)
 Def. Rebounds: 15, at Memphis (2/1/08)
 Assists: 4, twice, last vs. UTEP (2/14/09)
 Steals: 9, vs. SMU (2/20/09)
 Blocks: 6, vs. Texas Southern (12/5/08)
 FG Made: 11 vs. Buffalo (12/21/08)
 FG Attempted: 19, twice, last vs. UTEP (2/14/09)
 3-pt. FG Made: 1, many times, last vs. Tulsa (2/22/09)
 3-pt. FG Att.: 1, twice, last vs. Tulsa (2/22/09)
 FT Made: 9, vs. Tulane (2/12/09)
 FT Attempted: 10, vs. Tulane (2/12/09)
 Minutes Played: 38, several times last vs. UTEP (2/14/09)

#32 RYAN BRADLEY

JUNIOR • CENTER • 6-2 • HOUSTON, TEXAS • MADISON HIGH SCHOOL



Games played: 12
 Minutes/game: 3.3
 Points/game: 0.8
 FG Pct: 25.0
 3FG Pct: n/a
 FT Pct: 100.0
 Rebounds/game: 0.7
 Assists/game: 0.0
 Turnovers/game: 0.2
 Assist/turnover ratio: n/a
 Steals/game: 0.0
 Blocks/game: 0.0

GAME-BY-GAME STATISTICS

Opponent	Date	GS	Min	TOTAL			3-PTS			REBOUNDS											PF	FO	A	TO	Blk	Stl	Pts	Avg
				FGA	Pct	3FG	FGA	Pct	FT	FTA	Pct	Off	Def	Tot	Avg													
Jaguars (EXH)	11/10/08	1	0	1	.000	0	0	.000	0	0	.000	0	0	0	0	0	0	0	0	0	0	0	0	0	-			
SE LOUISIANA	11/14/08	2	0	0	.000	0	0	.000	0	0	.000	0	0	0	0.0	1	0	0	1	0	0	0	0	0.0				
GARDNER WEBB	11/15/08	2	1	1	1.000	0	0	.000	0	0	.000	0	3	3	1.5	1	0	0	0	0	0	0	2	1.0				
at Oregon State	11/19/08	DNP-Coach's Decision																										
MIAMI (FLA.)	11/21/08	DNP-Coach's Decision																										
at TCU	11/25/08	2	0	0	.000	0	0	.000	0	0	.000	0	0	0	1.0	0	0	0	0	0	0	0	0	0.7				
at North Texas	12/2/08	DNP-Coach's Decision																										
TEXAS SOUTHERN	12/5/08	DNP-Coach's Decision																										
CAL POLY	12/14/08	DNP-Coach's Decision																										
vs. Boston College	12/20/08	DNP-Coach's Decision																										
vs Buffalo	12/21/08	2	0	0	.000	0	0	.000	0	0	.000	0	1	1	1.0	0	0	0	0	0	0	0	0	0.5				
AKRON	12/28/08	DNP-Coach's Decision																										
at Kansas	12/31/08	DNP-Coach's Decision																										
at Tulane	1/9/09	0	0	0	.000	0	0	.000	0	0	.000	0	0	0	0.8	0	0	0	0	0	0	0	0	0.4				
at UTEP	1/11/09	DNP-Coach's Decision																										
UAB	1/16/09	6	0	2	.000	0	0	.000	2	2	1.000	0	0	0	0.7	0	0	0	0	0	0	2	0.7					
MEMPHIS	1/18/09	8	1	2	.500	0	0	.000	0	0	.000	0	2	2	0.9	1	0	0	0	0	0	2	0.9					
at Southern Miss	1/22/09	2	0	2	.000	0	0	.000	0	0	.000	0	0	0	0.8	0	0	0	0	0	0	0	0	0.8				
UCF	1/25/09	1	0	0	.000	0	0	.000	0	0	.000	0	0	0	0.7	0	0	0	0	0	0	0	0	0.7				
at SMU	1/29/09	DNP-Coach's Decision																										
at Tulsa	1/31/09	3	0	1	.000	0	0	.000	0	0	.000	0	1	1	0.7	1	0	0	0	0	0	0	0	0.6				
at Rice	2/4/09	DNP-Coach's Decision																										
RICE	2/7/09	2	1	2	.500	1	1	1.000	0	0	.000	0	0	0	0.6	0	0	0	0	0	0	3	0.8					
TULANE	2/12/09	DNP-Coach's Decision																										
UTEP	2/14/09	DNP-Coach's Decision																										
SMU	2/20/09	DNP-Coach's Decision																										
Tulsa	2/22/09	DNP-Coach's Decision																										
at Marshall	2/26/09	DNP-Coach's Decision																										
at East Carolina	2/28/09	10	0	2	.000	0	0	.000	0	0	.000	1	0	1	0.7	0	0	0	1	0	0	0	0	0.8				
Totals		0	40	3	12	.250	1	1	1.000	2	2	1.000	1	7	8	0.7	4	0	0	2	0	0	9	0.8				

PRESEASON NOTES

A big presence in the low block who has the ability to be a scorer from both the inside as well as from the outside, where she has a soft touch... Needs to make strides in the rebounding and defensive departments to be an impact player for the Cougars... With an all out commitment to the team, could be a major contributor on this year's roster.

CAREER STATISTICS

Year	GP	GS	Min	Avg	TOTAL			3-PTS			REBOUNDS											PF	FO	Ast	TO	Blk	Stl	Pts	Avg
					FGA	Pct	3FGA	FGA	Pct	FT	FTA	Pct	Off	Def	Tot	Avg													
2006-07	28	3	367	13.1	50	129	.388	6	26	.234	8	15	.533	23	47	70	2.5	27	0	6	28	7	4	114	4.1				
2007-08	19	0	79	4.2	5	18	.278	1	8	.125	8	10	.800	5	7	12	0.6	6	0	1	8	4	2	19	1.0				
2008-09	11	0	40	3.6	3	12	.250	1	1	1.000	2	2	1.000	1	7	8	0.7	4	0	0	2	0	0	9	0.8				
TOTAL	59	3	486	8.2	58	159	.364	8	35	.229	18	27	.133	29	61	90	1.5	37	0	7	37	11	6	142	2.4				

SEASON NOTES

Pulled down one rebound and went 0-of-1 from the floor in one minute of action against the Houston Jaguars (11/10)... Scored two points against Gardner-Webb (11/15)... Did not play at Oregon State (11/19)... Did not play against Miami (11/21) or at North Texas (12/2)... Did not see action against Texas Southern (12/5)... Did not play against Cal Poly (12/14)... Did not see action against Boston College (12/20)... Contributed a rebound in two minutes against Buffalo (12/21)... Did not play against Akron (12/28) or Kansas (12/31)... Made an appearance off the bench against Tulane (1/9)... Did not play at UTEP (1/11)... Scored two points in six minutes against UAB (1/16)... Scored two points and grabbed a pair of rebounds against Memphis (1/18)... Played two minutes at Southern Miss (1/22)... Played one minute against UCF (1/25)... Did not play against SMU (1/29)... Pulled down a rebound at Tulsa (1/31)... Did not see action at Rice (2/4)... Played two minutes and made her first three-point field goal of the season against Rice (2/7)... Did not see action against Tulane (2/12) or UTEP (2/14)... Played a season-high 10 minutes at East Carolina (2/28).

CAREER HIGHS

Points: 18, vs. Texas Tech (11/14/06)
 Rebounds: 7, vs. CSUB (12/06/06)
 Offensive Rebounds: 3, at USM (02/11/07)
 Defensive Rebounds: 5, at TCU (11/22/06)
 Assists: 1, three times, last at Charlotte, 12/21/06
 Steals: 1, many times, last vs. LSU (11/29/07)
 Blocks: 1, many times, last vs. Marshall (3/1/08)
 FG Made: 8, vs. Texas Tech (11/14/06)
 FG Attempted: 11, vs. CSUB (12/6/06)
 3-pt. FG Made: 2, vs. Texas Tech (11/14/06)
 3-pt. FG Attempted: 4, vs. CSUB (12/6/06)
 FT Made: 2, three times, last vs. ECU (2/28/08)
 FT Attempted: 2, many times, last vs. ECU (2/28/08)
 Minutes Played: 29, vs. Texas Tech (11/14/06)

#34 JASMINE JOHNSON

SOPHOMORE • GUARD • 5-6 • OMAHA, NEB. • OMAHA CENTRAL HIGH SCHOOL



Games played: 27
 Minutes/game: 18.9
 Points/game: 4.0
 FG Pct: 34.5
 3FG Pct: 32.0
 FT Pct: 58.5
 Rebounds/game: 2.8
 Assists/game: 1.3
 Turnovers/game: 2.2
 Assist/turnover ratio: 0.6
 Steals/game: 0.8
 Blocks/game: 0.2

GAME-BY-GAME STATISTICS

Opponent	Date	GS	Min	TOTAL			3-PTS			REBOUNDS															
				FG	FGA	Pct	3FG	FGA	Pct	FT	FTA	Pct	Off	Def	Tot	Avg	PF	FO	A	TO	Blk	Stl	Pts	Avg	
Jaguars (EXH)	11/10/08	*	18	4	7	.571	1	2	.500	4	4	1.000	3	2	5	-	1	0	0	3	0	2	13	-	
SE LOUISIANA	11/14/08		18	3	7	.429	1	1	1.000	0	0	.000	1	1	2	2.0	1	0	1	3	0	0	7	7.0	
GARDNER WEBB	11/15/08		28	1	8	.125	1	3	.333	0	0	.000	1	2	3	2.5	0	0	3	2	1	1	3	5.0	
at Oregon State	11/19/08		17	1	6	.167	0	3	.000	0	0	.000	1	2	3	2.7	1	0	0	1	0	1	2	4.0	
MIAMI (FLA.)	11/21/08		27	5	9	.556	2	2	1.000	1	2	.500	1	3	4	3.0	2	0	2	4	1	1	13	6.3	
at TCU	11/25/08		16	2	4	.500	1	2	.500	0	1	.000	0	2	2	2.8	1	0	2	4	0	1	5	6.0	
at North Texas	12/2/08		24	0	1	.000	0	0	.000	4	4	1.000	1	3	4	3.0	4	0	2	4	0	1	4	5.7	
TEXAS SOUTHERN	12/5/08		22	1	3	.333	1	1	1.000	1	3	.333	0	2	2	2.9	1	0	2	1	0	1	4	5.4	
CAL POLY	12/14/08		27	0	4	.000	0	0	.000	4	8	.500	0	4	4	3.0	1	0	1	3	0	2	4	5.3	
vs Boston College	12/20/08		26	4	9	.444	0	1	.000	3	4	.750	0	3	3	3.0	3	0	1	3	0	1	11	5.9	
vs Buffalo	12/21/08		19	3	4	.750	0	0	.000	2	4	.500	1	2	3	3.0	2	0	1	1	1	0	8	6.1	
AKRON	12/28/08		25	0	4	.000	0	1	.000	5	6	.833	2	4	6	3.3	1	0	3	4	0	2	5	6.0	
at Kansas	12/30/08		12	1	1	1.000	0	0	.000	0	0	.000	0	1	1	3.1	0	0	1	3	0	0	2	5.7	
at Tulane	1/9/09		20	1	3	.333	0	0	.000	0	1	.000	2	1	3	3.1	1	0	0	3	0	0	2	5.4	
at UTEP	1/11/09		8	0	1	.000	0	0	.000	0	0	.000	1	0	1	2.9	0	0	1	2	0	1	0	5.0	
UAB	1/16/09	*	29	5	10	.500	1	3	.333	1	2	.500	2	0	2	2.9	1	0	0	0	0	0	12	5.5	
MEMPHIS	1/18/09	*	32	1	7	.143	0	1	.000	1	2	.500	3	4	7	3.1	0	0	1	3	2	2	3	5.3	
at Southern Miss	1/22/09	*	33	5	8	.625	1	3	.333	0	0	.000	3	5	8	3.4	0	0	1	4	0	1	11	5.6	
UCF	1/25/09	*	28	2	7	.286	0	1	.000	1	2	.500	1	3	4	3.4	2	0	3	3	0	3	5	5.6	
at SMU	1/29/09	*	7	0	1	.000	0	1	.000	0	0	.000	0	1	1	3.3	0	0	1	1	0	1	0	5.3	
at Tulsa	1/31/09		16	1	3	.333	0	0	.000	1	2	.500	1	0	1	3.2	0	0	2	0	0	0	3	5.2	
at Rice	2/4/09		20	1	2	.500	0	0	.000	0	0	.000	1	2	3	3.2	1	0	2	3	0	1	2	5.0	
RICE	2/7/09		DNP- Personal																						
TULANE	2/12/09		3	0	0	.000	0	0	.000	0	0	.000	0	0	0	3.0	1	0	0	0	0	0	0	4.8	
UTEP	2/14/09		10	0	2	.000	0	1	.000	0	0	.000	1	0	1	3.0	0	0	0	1	0	1	0	4.6	
SMU	2/20/09		3	0	1	.000	0	0	.000	0	0	.000	0	0	0	2.8	0	0	0	4	0	0	0	4.4	
TULSA	2/22/09		16	0	1	.000	0	1	.000	0	0	.000	2	0	2	2.8	2	0	1	1	0	0	0	4.2	
at Marshall	2/26/09		4	0	0	.000	0	0	.000	0	0	.000	1	0	1	2.7	0	0	1	0	0	0	0	4.1	
at East Carolina	2/28/09		19	1	4	.250	0	0	.000	0	0	.000	1	3	4	2.8	3	0	3	2	0	1	2	4.0	
Totals			5	509	38	110	.345	8	25	.320	24	41	.585	27	48	75	2.8	28	0	35	60	5	22	108	4.0

PRESEASON NOTES

A true point guard who could be poised for a breakout season... Played a lot of minutes last season but that figure should only increase as coaches praise her ability to make every-one else on the court better... Very passionate player, who with more maturity will be able to bounce back from mistakes more quickly... Has a great basketball IQ... Outstanding athlete who was a two-time Nebraska State Track Champion in the 400 meters.

CAREER STATISTICS

Year	GP	GS	Min	Avg	TOTAL			3-PTS			REBOUNDS														
					FG	FGA	Pct	FG	FGA	Pct	FT	FTA	Pct	Off	Def	Tot	Avg	PF	FO	Ast	TO	Blk	Stl	Pts	Avg
2007-08	30	9	325	10.8	28	84	.333	7	21	.333	28	37	.757	13	23	36	1.2	16	0	19	51	1	16	91	3.0
2008-09	27	5	509	18.9	38	110	.345	8	25	.320	24	41	.585	27	48	75	2.8	28	0	35	60	5	22	108	4.0
TOTAL	57	14	834	14.6	66	194	.340	15	46	.326	52	78	.667	40	71	111	1.9	44	0	54	111	6	38	199	3.5

SEASON NOTES

Started the exhibition contest against the Jaguars (11/10) and made 4-of-7 field goals and went 4-of-4 from the charity stripe for 13 points... Added five rebounds... Began the season with a seven point scoring night against SE Louisiana (11/14)... Pulled down three rebounds and dished out three assists to go along with three points against Gardner-Webb (11/15)... Scored two points in 17 minutes of action at Oregon State (11/19)... Played a season-high 27 minutes against Miami (11/21), responded with a season-high 13 points on 5-of-9 shooting, including a 2-of-2 mark from three-point range... Scored five points while contributing two rebound and two points against TCU (11/25)... Scored four points, all from the free throw line, and added four rebounds against North Texas (12/2)... Played 22 minutes and contributed four points, two rebounds, two assists and a steal against Texas Southern (12/5)... Scored four points and added four rebounds and two steals against Cal Poly (12/14)... Came off the bench to score 11 points on 4-of-9 shooting against Boston College (12/20)... Contributed eight points and three rebounds in 19 minutes against Buffalo (12/21)... Scored five points, all coming from the free throw line where she was 5-of-6, and grabbed six rebounds against Akron (12/28)... Scored two points in 12 minutes at Kansas (12/31)... Played 20 minutes against Tulane, scoring two points and grabbing three rebounds... Played eight minutes at UTEP (1/11)... Poured in a team-high 12 points against UAB (1/16)... Grabbed seven rebounds, blocked two shots and recorded two steals against Memphis (1/18)... Scored 11 points and snatched a game-high eight rebounds against Southern Miss (1/22)... Scored five points with four rebounds, three assists and three steals against UCF (1/25)... Started against SMU and grabbed one rebound in seven minutes (1/29)... Came off the bench at Tulsa (1/31) and scored three points with two assists... Scored two points with three rebounds at Rice (2/4)... Missed the home game against Rice (2/7) while dealing with family issues... Played three minutes against Tulane (2/7) and 10 minutes against UTEP (2/14)... Played three minutes against SMU (2/20)... Grabbed two rebounds and registered an assist against Tulsa (2/22)... Played four minutes at Marshall (2/26)... Scored two points and grabbed four rebounds against East Carolina (2/28).

CAREER HIGHS

Points: 14, vs. SMU (2/9/08)
 Rebounds: 8, at Southern Miss (1/22/09)
 Off. Rebounds: 3, several times, at Southern Miss (1/22/09)
 Def. Rebounds: 5, at Southern Miss (1/22/09)
 Assists: 4, vs. McNeese St. (11/25/07)
 Steals: 4, vs. Liberty (11/24/07)
 Blocks: 2, vs. Memphis (1/18/09)
 FG Made: 6, vs. SMU (2/9/08)
 FG Attempted: 11, vs. Liberty (11/24/07)
 3-pt. FG Made: 2, twice, last vs. Miami (11/21/08)
 3-pt. FG Att.: 4, at Xavier (11/23/07)
 FT Made: 5, twice, last vs. Akron (12/28/08)
 FT Attempted: 8, vs. Cal Poly (12/14/08)
 Minutes Played: 29, vs. UAB (1/16/09)

#51 COBILYN HILL

SOPHOMORE • CENTER • 6-3 • HOUSTON, TEXAS • EISENHOWER HIGH SCHOOL



Games played: 27
 Minutes/game: 17.3
 Points/game: 7.3
 FG Pct: 43.7
 3FG: n/a
 FT Pct: 51.7
 Rebounds/game: 4.7
 Assists/game: 0.4
 Turnovers/game: 1.1
 Assist/turnover ratio: 0.3
 Steals/game: 0.4
 Blocks/game: 2.2

GAME-BY-GAME STATISTICS

Opponent	Date	GS	Min	TOTAL			3-PTS			REBOUNDS											Pts	Avg			
				FG	FGA	Pct	3FG	FGA	Pct	FT	FTA	Pct	Off	Def	Tot	Avg	PF	FO	A	TO			Blk	Stl	
Jaguars (EXH)	11/10/08	*	22	4	10	.400	0	0	.000	2	5	.400	2	9	11	-	0	0	0	5	1	0	10	-	
SE LOUISIANA	11/14/08	*	17	3	6	.500	0	0	.000	0	1	.000	2	4	6	6.0	3	0	0	0	3	0	6	6.0	
GARDNER WEBB	11/15/08	*	30	7	14	.500	0	0	.000	4	6	.667	4	9	13	9.5	3	0	0	3	6	0	18	12.0	
at Oregon State	11/19/08	*	20	3	9	.333	0	0	.000	1	1	1.000	1	2	3	7.3	3	0	0	0	0	1	7	10.3	
MIAMI (FLA.)	11/21/08	*	11	1	1	1.000	0	0	.000	0	0	.000	0	0	0	5.5	4	0	0	1	0	0	2	8.3	
at TCU	11/25/08	*	10	0	1	.000	0	0	.000	0	2	.000	3	2	5	5.4	0	0	0	1	0	0	0	6.6	
at North Texas	12/2/08	*	18	1	6	.167	0	0	.000	0	2	.000	4	3	7	5.7	3	0	1	2	4	2	2	5.8	
TEXAS SOUTHERN	12/5/08	*	13	2	4	.500	0	0	.000	1	3	.333	1	1	2	5.1	2	0	1	1	2	0	5	5.7	
CAL POLY	12/14/08		6	0	2	.000	0	0	.000	0	0	.000	0	0	0	4.5	0	0	0	0	0	0	0	5.0	
vs Boston College	12/20/08		9	1	3	.333	0	0	.000	0	0	.000	0	1	1	4.1	4	0	0	0	1	0	2	4.7	
vs Buffalo	12/21/08		6	0	0	.000	0	0	.000	0	0	.000	0	0	0	3.7	1	0	0	3	2	0	0	4.2	
AKRON	12/28/08		13	7	12	.583	0	0	.000	1	2	.500	3	2	5	3.8	2	0	0	1	2	0	15	5.2	
at Tulane	1/9/09	*	10	0	7	.000	0	0	.000	0	0	.000	2	1	3	4.1	0	0	0	0	1	0	0	5.1	
at UTEP	1/11/09		DNP-Coach's Decision																						
UAB	1/16/09		7	0	2	.000	0	0	.000	0	0	.000	1	2	3	4.0	0	0	1	1	0	1	0	4.7	
MEMPHIS	1/18/09		8	1	3	.333	0	0	.000	1	2	.500	2	0	2	3.9	1	0	0	2	1	0	3	4.6	
at Southern Miss	1/22/09		8	1	3	.333	0	0	.000	0	2	.000	1	3	4	3.9	3	0	1	2	2	0	2	4.4	
UCF	1/25/09		7	1	3	.333	0	0	.000	0	0	.000	0	1	1	3.7	0	0	1	0	0	0	2	4.3	
at SMU	1/29/09		23	9	17	.529	0	0	.000	1	2	.500	4	4	8	3.9	1	0	0	1	4	1	19	5.1	
at Tulsa	1/31/09	*	21	5	11	.455	0	0	.000	0	2	.000	3	4	7	4.1	4	0	2	1	1	1	10	5.4	
at Rice	2/4/09	*	26	6	12	.500	0	0	.000	6	6	1.000	3	5	8	4.3	3	0	1	4	6	1	18	6.0	
RICE	2/7/09	*	31	11	13	.846	0	0	.000	4	6	.667	5	4	9	4.5	1	0	0	2	5	0	26	7.0	
TULANE	2/12/09	*	30	3	10	.300	0	0	.000	0	1	.000	2	2	4	4.5	2	0	1	1	3	0	6	6.9	
UTEP	2/14/09	*	34	6	13	.462	0	0	.000	5	9	.556	5	4	9	4.7	2	0	0	3	1	1	17	7.3	
SMU	2/20/09	*	28	1	5	.200	0	0	.000	2	2	1.000	1	4	5	4.7	3	0	0	0	3	0	4	7.2	
TULSA	2/22/09	*	24	4	10	.400	0	0	.000	0	2	.000	0	3	3	4.6	4	0	0	0	3	1	8	7.2	
at Marshall	2/26/09	*	24	5	8	.625	0	0	.000	3	5	.600	5	4	9	4.8	4	0	1	0	6	0	13	7.5	
at East Carolina	2/28/09	*	18	1	6	.167	0	0	.000	0	0	.000	0	1	1	4.7	5	1	0	0	2	1	2	7.3	
Totals			18	468	83	190	.437	0	0	.000	30	58	.517	53	73	126	4.7	61	1	10	30	60	10	196	7.3

PRESEASON NOTES

Has a chance to be one of the most dominant inside presences in the entire country... Seems to get better every time she takes the court... Is a very coachable player who can run the court and possesses great hands... Presents match-up problems for many teams with her size, ability to score and excellent passing skills from the low block... Very unselfish player who looks to involve her teammates if opponents choose to double team her... One of the top-rated players coming out of the prep ranks who will look to continue that reputation during her sophomore campaign.

CAREER STATISTICS

Year	GP	GS	Min	Avg	TOTAL			3-PTS			REBOUNDS											Pts	Avg		
					FG	FGA	Pct	FG	FGA	Pct	FT	FTA	Pct	Off	Def	Tot	Avg	PF	FO	Ast	TO			Blk	Stl
2007-08	31	27	617	19.9	95	239	.397	0	0	.000	55	92	.598	72	94	166	5.4	80	2	15	43	67	12	245	7.9
2008-09	27	18	468	17.3	83	190	.437	0	0	.000	30	58	.517	53	73	126	4.7	61	1	10	30	60	10	196	7.3
TOTAL	58	45	1085	18.7	178	429	.414	0	0	.000	85	150	.567	125	167	292	5.0	141	3	25	73	127	22	441	7.6

SEASON NOTES

In exhibition action against the Houston Jaguars (11/10), produced a double-double with 10 points and 11 rebounds... Opened the season with a six point, six rebound performance against SE Louisiana (11/14)... Notched her third career double-double against Gardner-Webb (11/15), notching a game-high 18 points on 7-of-14 shooting to go along with 13 rebounds, tying a career-high... Collected six blocked shots just one shy of her career high... Scored seven points in the road loss to Oregon State (11/19)... Scored two points in 11 minutes against Miami (11/21)... Pulled down five rebounds in just 10 minutes of action at TCU (11/25)... Blocked four shots and grabbed seven rebounds in 18 minutes of action against North Texas (12/2)... Played 13 minutes and chipped in with five points and the rebounds against Texas Southern (12/5)... Came off the bench and played six minutes against Cal Poly (12/14)... Chipped in with two points in nine minutes against Boston College (12/20)... Played six minutes against Buffalo (12/21)... Enjoyed a solid outing against Akron (12/28), going 7-of-12 from the field to post 15 points and five rebounds... Started for the first time in four games against Kansas (12/31) and responded with nine points, eight rebounds and two blocks in 16 minutes... Did not play at UTEP (1/11)... Grabbed three rebounds against UAB (1/16)... Scored three points and grabbed a pair of rebounds with a blocked shot against Memphis (1/18)... Grabbed four boards and blocked a pair of shots against Southern Miss (1/22)... Scored two points and grabbed a rebound in seven minutes against UCF (1/25)... Enjoyed a monster game against SMU (1/29), scoring a game-high 19 points off the bench to go along with eight rebounds... Came close to notching a double-double at Tulsa (1/31) with 10 points and seven rebounds... Narrowly missed a double-double with 18 points and eight rebounds at Rice (2/4)... Made an impressive 11-of-13 field goal attempts at home against Rice (2/7) to finish with a career-high 26 points... Also nine rebounds and five blocked shots... Scored six points with four rebounds against Tulane (2/12)... Narrowly missed a double-double against UTEP (2/14) with 17 points and nine rebounds... Scored four points with five rebounds against SMU (2/20)... Chipped in eight points and three rebounds against Tulsa (2/22)... Scored 13 points and blocked six shots to go along with nine rebounds against Marshall (2/26)... Scored two points and added a pair of blocked shots against East Carolina (2/28).

CAREER HIGHS

Points: 26, Rice (2/7/09)
 Rebounds: 13, twice, last vs. Gardner-Webb (11/15/08)
 Off. Rebounds: 8, at Akron (12/16/07)
 Def. Rebounds: 9, vs. Gardner-Webb (11/15/08)
 Assists: 3, vs. Marshall (3/1/08)
 Steals: 2, twice, last at North Texas (12/2/08)
 Blocks: 7, at CSU-Bakersfield (11/13/07)
 FG Made: 11, Rice (2/7/09)
 FG Attempted: 18, at Akron (12/16/07)
 3-pt. FG Made: N/A
 3-pt. FG Att.: N/A
 FT Made: 6, vs. Rice (1/13/08)
 FT Attempted: 9, twice, last vs. Rice (2/7/09)
 Minutes Played: 35, at UAB (2/3/08)

CAREER RECORDS

POINTS SCORED

- 2,692 Chandi Jones, 2000-04
- 1,752 Sonya Watkins, 1982-86
- 1,705 Kip Anderson, 1978-81
- 1,670 Vickey Finch, 1979-83
- 1,396 Sharion Higgins, 1976-81
- 1,391 Pat Luckey, 1993-96
- 1,282 Darla Simpson, 1988-92
- 1,197 Tye Jackson, 2005-08
- 1,128 Barbara Anderson, 1984-88
- 1,119 Arlene Brown, 1987-91

SCORING AVERAGE

- 23.6 Chandi Jones, 2000-04
- 19.9 Pat Luckey, 1993-96
- 18.7 Kip Anderson, 1978-81
- 17.6 Sancho Lyttle, 2003-05
- 17.6 Stacey Johnson, 1991-95
- 16.4 Tye Jackson, 2005-08
- 15.5 Sonya Watkins, 1982-86
- 15.5 Monica Lamb, 1983-85
- 14.7 Timicha Kirby, 1996-97
- 14.5 Jana Crosby, 1988-90

FIELD GOALS MADE

- 963 Chandi Jones, 2000-04
- 740 Sonya Watkins, 1982-86
- 654 Vickey Finch, 1979-83
- 629 Sharion Higgins, 1976-81
- 578 Pat Luckey, 1993-96
- 547 Darla Simpson, 1988-92
- 519 Kip Anderson, 1978-81
- 470 Ann Moon, 1977-81
- 460 Sancho Lyttle, 2003-05
- 454 Barbara Anderson, 1984-88

FIELD GOALS ATTEMPTED

- 2,120 Chandi Jones, 2000-04
- 1,518 Sharion Higgins, 1976-81
- 1,307 Vickey Finch, 1979-83
- 1,290 Sonya Watkins, 1982-86
- 1,287 Tye Jackson, 2005-08
- 1,245 Pat Luckey, 1993-96
- 1,205 Darla Simpson, 1988-92
- 1,140 Ann Moon, 1977-81
- 1,121 Kip Anderson, 1978-81
- 1,057 Barbara Anderson, 1984-88

FIELD GOAL PCT. (Minimum 500 Att.)

- .624 (390-625) Monica Lamb, 1983-85
- .574 (740-1,290) Sonya Watkins, 1982-86
- .526 (375-713) Sharonda Lasseter, 1998-01
- .515 (444-861) Toni Mooney, 1980-84
- .502 (460-916) Sancho Lyttle, 2003-05
- .500 (654-1,307) Vickey Finch, 1979-83
- .484 (403-832) Jennifer Jones, 1994-97
- .472 (287-608) Courtney Taylor, 2007-**
- .470 (304-647) Sallie Routt, 1987-89
- .468 (252-538) Jan Hilliard, 1977-81

3-PT FIELD GOALS MADE

- 188 Chandi Jones, 2000-04
- 161 Jana Crosby, 1988-90
- 145 Angela Curl, 1998-03
- 129 Tye Jackson, 2005-08
- 82 Jessica Shanklin, 1999-01
- 80 Sha'ratta Hawkins, 2005-07
- 76 Fleceia Comeaux, 1994-96
- 76 Tanda Rucker, 1994-96
- 75 Twiggy McIntyre, 2008
- 74 Shondra Bush, 2001-03

3-PT FIELD GOALS ATTEMPTED

- 548 Chandi Jones, 2000-04
- 544 Angela Curl, 1998-03
- 468 Tye Jackson, 2005-08
- 345 Jana Crosby, 1988-90
- 268 Shondra Bush, 2001-03
- 263 Nicole Oliver, 2000-04
- 255 Sha'ratta Hawkins, 2005-07
- 250 Jessica Shanklin, 1999-01
- 248 Fleceia Comeaux, 1994-96
- 226 Tanda Rucker, 1994-96

3-PT FIELD GOAL PCT. (Minimum 100 Att.)

- .467 (161-345) Jana Crosby, 1988-90
- .343 (188-548) Chandi Jones, 2000-04
- .328 (82-250) Jessica Shanklin, 1999-01
- .320 (56-175) Brittny Scott, 2007-**
- .318 (34-107) Arlene Brown, 1987-91
- .314 (80-255) Sha'ratta Hawkins, 2005-07
- .306 (76-248) Fleceia Comeaux, 1994-96
- .304 (35-115) Kadi Creel, 2004-06
- .304 (31-102) Miranda Serna, 1996-97
- .295 (56-190) Jasmin Moore, 2004-06

FREE THROWS MADE

- 667 Kip Anderson, 1978-81
- 578 Chandi Jones, 2000-04
- 362 Vickey Finch, 1979-83
- 278 Jennifer Jones, 1994-97
- 272 Sonya Watkins, 1982-86
- 272 Tye Jackson, 2005-08
- 258 Cynthia Jackson, 1989-93
- 228 Stacey Johnson, 1991-95
- 221 Sharonda Lasseter, 1998-01
- 217 Sallie Routt, 1987-89

FREE THROWS ATTEMPTED

- 809 Chandi Jones, 2000-04
- 615 Vickey Finch, 1979-83
- 456 Sonya Watkins, 1982-86
- 432 Jennifer Jones, 1994-97
- 384 Sharonda Lasseter, 1998-01
- 384 Tye Jackson, 2005-08
- 364 Cynthia Jackson, 1989-93
- 357 Darla Simpson, 1988-92
- 354 Barbara Anderson, 1984-88
- 347 Kiemona Harris, 2001-05

FREE THROWS PCT. (Minimum 150 Att.)

- .881 (170-193) Jana Crosby, 1988-90
- .750 (198-264) Kip Anderson, 1978-81
- .760 (215-283) Pat Luckey, 1993-96
- .732 (142-194) Lashawn Johnson, 1988-91
- .714 (578-809) Chandi Jones, 2000-04
- .713 (228-320) Stacey Johnson, 1991-95
- .709 (258-364) Cynthia Jackson, 1989-93
- .708 (272-384) Tye Jackson, 2005-08
- .690 (129-187) Mildred Williams, 1987-91
- .690 (149-216) Missy Davis, 1986-88

REBOUNDS

- 1,011 Vickey Finch, 1979-83
- 966 Darla Simpson, 1988-92
- 821 Sonya Watkins, 1982-86
- 714 Chandi Jones, 2000-04
- 694 Kiemona Harris, 2001-05
- 687 Jennifer Jones, 1994-97
- 661 Sancho Lyttle, 2003-05
- 637 Nicole Oliver, 2000-04
- 630 Kellye Jones, 1988-92
- 583 Barbara Anderson, 1984-88

REBOUNDING AVERAGE

- 10.7 Sancho Lyttle, 2003-05
- 9.4 Courtney Taylor, 2007-**
- 8.9 Monica Lamb, 1983-85
- 8.6 Vickey Finch, 1979-83
- 8.1 Darla Simpson, 1988-92
- 8.1 Jennifer Jones, 1994-97
- 7.8 Margo Graham, 1991-93
- 7.7 Pat Luckey, 1993-96
- 7.3 Sonya Watkins, 1982-86
- 7.2 Missy Davis, 1986-88

OFFENSIVE REBOUNDS (Since 1988-89)

- 359 Darla Simpson, 1988-92
- 294 Kiemona Harris, 2001-05
- 288 Jennifer Jones, 1994-97
- 270 Sancho Lyttle, 2003-05
- 239 Stephanie Edwards, 1989-93
- 235 Chandi Jones, 2000-04
- 233 Voccia Calhoun, 1988-92
- 232 Kellye Jones, 1988-92
- 227 Sharonda Lasseter, 1998-01
- 223 Nicole Oliver, 2000-04

DEFENSIVE REBOUNDS (Since 1988-89)

- 607 Darla Simpson, 1988-92
- 479 Chandi Jones, 2000-04
- 414 Nicole Oliver, 2000-04
- 400 Kiemona Harris, 2001-05
- 399 Jennifer Jones, 1994-97
- 398 Kellye Jones, 1988-92
- 391 Sancho Lyttle, 2003-05
- 364 Courtney Taylor, 2007-**
- 363 Pat Luckey, 1993-96
- 344 Karen Yee, 1987-90

CAREER RECORDS

ASSISTS

1.	482	Betty Darthard, 1980-84
2.	434	Arlene Brown, 1987-91
3.	361	Kip Anderson, 1978-81
4.	350	Tye Jackson, 2005-08
5.	313	Joann Overstreet, 2003-05
6.	309	Tanda Rucker, 1994-96
7.	298	Nicole Oliver, 2000-04
8.	297	Barbara Anderson, 1984-88
9.	285	Chandi Jones, 2000-04
10.	268	Cozette Ealy, 1985-89

ASSISTS AVERAGE

1.	5.5	Tanda Rucker, 1994-96
2.	5.1	Joann Overstreet, 2003-05
3.	4.8	Tye Jackson, 2005-08
4.	4.7	Antoinette Isaac, 1992-94
5.	4.2	Jessica Shanklin, 1999-01
6.	4.2	Betty Darthard, 1980-84
7.	4.0	Charlotte Reescano, 1984-86
8.	4.0	Carla Fountain, 1986-88
9.	4.0	Kip Anderson, 1978-81
10.	3.7	Arlene Brown, 1987-91

BLOCKED SHOTS

1.	249	Darla Simpson, 1988-92
2.	190	Monica Lamb, 1983-85
3.	127	Cobilyn Hill, 2007-
4.	123	Barbara Anderson, 1984-88
5.	122	Toni Mooney, 1980-84
6.	95	Kiemona Harris, 2001-05
7.	91	Missy Davis, 1986-88
8.	76	Sharonda Lasseter, 1998-01
9.	73	Rosheda Hopson, 1994-96
10.	70	Valerie Muoneke, 2000-02

BLOCKED SHOTS AVERAGE

1.	3.3	Monica Lamb, 1983-85
2.	2.2	Cobilyn Hill, 2007-08
3.	2.1	Darla Simpson, 1988-92
4.	1.6	Missy Davis, 1986-88
	1.6	Amanda Barksdale, 2002-04
6.	1.4	Rosheda Hopson, 1994-96
7.	1.2	Valerie Muoneke, 2000-02
	1.2	Carla Fountain, 1986-88
	1.2	Toni Mooney, 1980-84
	1.2	Courtney Taylor, 2007-

STEALS

1.	348	Betty Darthard, 1980-84
2.	330	Chandi Jones, 2000-04
3.	322	Nicole Oliver, 2000-04
4.	235	Vickey Finch, 1979-83
5.	210	Kip Anderson, 1978-81
6.	209	Barbara Anderson, 1984-88
7.	182	Jackie Skinner, 1981-83
8.	176	Arlene Brown, 1987-91
	176	Cynthia Jackson, 1989-93
10.	171	Stacey Johnson, 1991-95

GAMES PLAYED

1.	128	Ann Moon, 1977-81
2.	124	Nicole Oliver, 2000-04
3.	123	Kiemona Harris, 2001-05
4.	119	Darla Simpson, 1988-92
5.	118	Arlene Brown, 1987-91
	118	Vickey Finch, 1979-83
	118	Kellye Jones, 1988-92
8.	117	Cynthia Jackson, 1989-93
	117	Angela Curl, 1998-03
10.	116	Betty Darthard, 1980-84

GAMES STARTED

1.	120	Nicole Oliver, 2000-04
2.	114	Chandi Jones, 2000-04
3.	92	Betty Darthard, 1980-84
4.	91	Angela Curl, 1998-03
5.	89	Darla Simpson, 1988-92
6.	88	Vickey Finch, 1979-83
7.	86	Barbara Anderson, 1984-88
	86	Arlene Brown, 1987-91
9.	80	Kiemona Harris, 2001-05
10.	77	Sonya Watkins, 1982-86

MINUTES PLAYED

1.	4,019	Chandi Jones, 2000-04
2.	3,954	Nicole Oliver, 2000-04
3.	3,117	Darla Simpson, 1988-92
4.	2,861	Kiemona Harris, 2001-05
5.	2,790	Angela Curl, 1998-03
6.	2,776	Arlene Brown, 1987-91
7.	2,537	Tye Jackson, 2005-08
8.	2,447	Barbara Anderson, 1984-88
9.	2,446	Jennifer Jones, 1994-97
10.	2,342	Cynthia Jackson, 1989-93

MINUTES AVERAGE

1.	35.3	Chandi Jones, 2000-04
2.	35.2	Joann Overstreet, 2003-05
3.	34.6	Tye Jackson, 2005-08
4.	34.5	Antoinette Isaac, 1992-94
5.	33.6	Twiggy McIntyre, 2007-08
6.	33.3	Stacey Johnson, 1991-95
7.	33.2	Sha'ratia Hawkins, 2005-07
8.	32.3	Lashinda Winters, 2002-03
9.	32.0	Tanda Rucker, 1994-96
10.	31.9	Nicole Oliver, 2000-04

SINGLE SEASON RECORDS

POINTS SCORED

1.	912	Kip Anderson, 1980-81
2.	770	Chandi Jones, 2002-03
3.	766	Chandi Jones, 2001-02
4.	727	Chandi Jones, 2003-04
5.	675	Sharion Higgins, 1977-78
6.	624	Sonya Watkins, 1985-86
7.	598	Pat Luckey, 1995-96
8.	565	Sancho Lyttle, 2004-05
9.	544	Sonya Watkins, 1984-85
10.	527	Sancho Lyttle, 2003-04

SCORING AVERAGE

1.	29.4	Kip Anderson, 1980-81
2.	27.5	Chandi Jones, 2002-03
3.	22.7	Chandi Jones, 2003-04
4.	22.5	Chandi Jones, 2001-02
5.	22.5	Tye Jackson, 2006-07
6.	21.5	Sonya Watkins, 1985-86
7.	21.5	Chandi Jones, 2000-01
8.	21.4	Pat Luckey, 1995-96
9.	20.6	Stacey Johnson, 1994-95
10.	19.0	Pat Luckey, 1993-94

FIELD GOALS MADE

1.	307	Sharion Higgins, 1977-78
2.	277	Chandi Jones, 2001-02
3.	275	Chandi Jones, 2002-03
4.	267	Sonya Watkins, 1985-86
5.	255	Chandi Jones, 2003-04
6.	249	Pat Luckey, 1995-96
7.	239	Sonya Watkins, 1984-85
8.	233	Sancho Lyttle, 2004-05
9.	228	Monica Lamb, 1984-85
10.	227	Sancho Lyttle, 2003-04

FIELD GOALS ATTEMPTED

1.	779	Sharion Higgins, 1977-78
2.	607	Chandi Jones, 2003-04
3.	604	Chandi Jones, 2001-02
4.	563	Chandi Jones, 2002-03
5.	562	Pat Luckey, 1995-96
6.	530	Ann Moon, 1977-78
7.	486	Tye Jackson, 2006-07
8.	484	Sancho Lyttle, 2004-05
9.	468	Kip Anderson, 1978-79
10.	461	Dejuena Carter, 1986-87

FIELD GOAL PCT. (Minimum 150 Att.)

1.	.663 (228-344)	Monica Lamb, 1984-85
2.	.597 (267-447)	Sonya Watkins, 1985-86
3.	.595 (116-195)	Nell Haskins, 1983-84
4.	.593 (153-258)	Sonya Watkins, 1983-84
5.	.589 (89-151)	Carla Fountain, 1986-87
6.	.577 (162-281)	Monica Lamb, 1983-84
7.	.572 (239-418)	Sonya Watkins, 1984-85
8.	.566 (116-205)	Nell Haskins, 1984-85
9.	.550 (166-302)	Vickey Finch, 1982-83
10.	.545 (171-314)	Vickey Finch, 1981-82

3-PT FIELD GOALS MADE

1.	89	Jana Crosby, 1988-89
2.	75	Twiggy McIntyre, 2007-08
3.	72	Jana Crosby, 1989-90
4.	71	Chandi Jones, 2003-04
5.	66	Sha'ratta Hawkins, 2005-06
6.	57	Jessica Shanklin, 2000-01
57	Angela Curl, 1998-99
8.	54	Tye Jackson, 2006-07
9.	52	Chandi Jones, 2002-03
10.	49	Fleceia Comeaux, 1995-96

3-PT FIELD GOALS ATTEMPTED

1.	201	Sha'ratta Hawkins, 2005-06
2.	196	Twiggy McIntyre, 2007-08
3.	194	Chandi Jones, 2003-04
4.	189	Jana Crosby, 1988-89
5.	186	Angela Curl, 1998-99
6.	173	Tye Jackson, 2006-07
7.	169	Jessica Shanklin, 2000-01
8.	164	Tye Jackson, 2005-06
9.	157	Shondra Bush, 2002-03
10.	156	Jana Crosby, 1989-90

3-PT FIELD GOAL PCT. (Minimum 60 Att.)

1.	.471 (89-189)	Jana Crosby, 1988-89
2.	.462 (72-156)	Jana Crosby, 1989-90
3.	.383 (75-196)	Twiggy McIntyre, 2007-08
4.	.369 (52-141)	Chandi Jones, 2002-03
5.	.367 (29-79)	Roxana Button, 2008-09
6.	.366 (71-194)	Chandi Jones, 2003-04
7.	.353 (36-102)	Tanda Rucker, 1994-95
8.	.344 (21-61)	Nicole Oliver, 2002-03
9.	.341 (28-82)	Stacey Johnson, 1991-92
10.	.337 (57-169)	Jessica Shanklin, 2000-01

FREE THROWS MADE

1.	168	Chandi Jones, 2002-03
2.	165	Chandi Jones, 2001-02
3.	146	Chandi Jones, 2003-04
4.	132	Jennifer Jones, 1996-97
5.	128	Stacey Johnson, 1994-95
6.	125	Lashawn Johnson, 1990-91
125	Sallie Routt, 1988-89
8.	121	Vickey Finch, 1981-82
9.	117	Tye Jackson, 2006-07
10.	111	Courtney Taylor, 2008-09

FREE THROWS ATTEMPTED

1.	240	Chandi Jones, 2001-02
2.	233	Chandi Jones, 2002-03
3.	199	Jennifer Jones, 1996-97
4.	198	Chandi Jones, 2003-04
5.	197	Sallie Routt, 1988-89
6.	194	Vickey Finch, 1981-82
7.	189	Tylenia Nichols, 1981-82
8.	184	Stacey Johnson, 1994-95
9.	176	Sharonda Lasseter, 1998-99
10.	167	Courtney Taylor, 2008-09

FREE THROWS PCT. (Minimum 60 Att.)

1.	.913 (84-92)	Jana Crosby, 1989-90
2.	.858 (103-120)	Twiggy McIntyre, 2007-08
3.	.851 (86-101)	Jana Crosby, 1988-89
4.	.827 (62-75)	Kip Anderson, 1980-81
5.	.813 (61-75)	Cynthia Jackson, 1992-93
6.	.813 (87-107)	Pat Luckey, 1995-96
7.	.810 (17-21)	Lavona Kuzniar, 1981-82
8.	.797 (63-79)	Roxana Button, 2008-09
9.	.785 (51-65)	Jackie Skinner, 1982-83
10.	.783 (54-69)	Kip Anderson, 1979-80

REBOUNDS

1.	362	Sancho Lyttle, 2004-05
2.	302	Valerie Muoneke, 2001-02
3.	299	Sancho Lyttle, 2003-04
4.	297	Darla Simpson, 1991-92
5.	294	Monica Lamb, 1984-85
6.	291	Sonya Watkins, 1984-85
7.	284	Courtney Taylor, 2008-09
8.	277	Vickey Finch, 1981-82
9.	268	Darla Simpson, 1990-91
10.	265	Sallie Routt, 1988-89

REBOUNDING AVERAGE

1.	12.1	Sancho Lyttle, 2004-05
2.	10.1	Courtney Taylor, 2008-09
3.	9.9	Darla Simpson, 1991-92
4.	9.9	Ryan Meyers, 2006-07
5.	9.8	Monica Lamb, 1984-85
6.	9.7	Sonya Watkins, 1984-85
7.	9.6	Vickey Finch, 1981-82
8.	9.5	Sallie Routt, 1988-89
9.	9.3	Sancho Lyttle, 2003-04
10.	9.1	Vickey Finch, 1982-83

OFFENSIVE REBOUNDS (Since 1988-89)

1.	142	Sancho Lyttle, 2004-05
2.	128	Sancho Lyttle, 2003-04
3.	114	Valerie Muoneke, 2001-02
4.	109	Darla Simpson, 1991-92
5.	108	Sallie Routt, 1988-89
6.	104	Jennifer Jones, 1996-97
7.	103	Kiemona Harris, 2004-05
8.	99	Darla Simpson, 1990-91
9.	95	Jennifer Jones, 1995-96
10.	94	Sharonda Lasseter, 1998-99

DEFENSIVE REBOUNDS (Since 1988-89)

1.	220	Sancho Lyttle, 2004-05
2.	201	Courtney Taylor, 2008-09
3.	188	Valerie Muoneke, 2001-02
188	Darla Simpson, 1991-92
5.	171	Sancho Lyttle, 2003-04
6.	170	Darla Simpson, 1989-90
8.	169	Darla Simpson, 1990-91
9.	167	Kellye Jones, 1990-91
10.	163	Cobilyn Hill, 2007-08

SINGLE SEASON RECORDS

ASSISTS

1. 202 Kip Anderson, 1980-81
2. 187 Betty Darthard, 1983-84
3. 170 Joann Overstreet, 2004-05
4. 163 Tanda Rucker, 1995-96
- 163 Jessica Shanklin, 2000-01
6. 159 Kip Anderson, 1979-80
7. 146 Tanda Rucker, 1994-95
8. 143 Joann Overstreet, 2003-04
- 143 Tye Jackson, 2007-08
10. 140 Charlotte Reescano, 1984-85

ASSISTS AVERAGE

1. 6.7 Betty Darthard, 1983-84
2. 6.5 Kip Anderson, 1980-81
3. 5.9 Joann Overstreet, 2004-05
4. 5.8 Tanda Rucker, 1995-96
5. 5.4 Tye Jackson, 2005-06
6. 5.3 Kip Anderson, 1979-80
7. 5.2 Tanda Rucker, 1994-95
8. 5.1 Jessica Shanklin, 2000-01
9. 5.0 Charlotte Reescano, 1984-85
10. 4.9 Tye Jackson, 2007-08

BLOCKED SHOTS

1. 127 Monica Lamb, 1984-85
2. 99 Barbara Anderson, 1987-88
3. 84 Darla Simpson, 1989-90
4. 79 Darla Simpson, 1990-91
5. 67 Coblyn Hill, 2.2
6. 65 Carla Fountain, 1987-88
7. 63 Monica Lamb, 1983-84
8. 58 Valerie Muoneke, 2001-02
9. 54 Chantell Reynolds, 1993-94
10. 51 Amanda Barksdale, 2003-04

BLOCKED SHOTS AVERAGE

1. 4.2 Monica Lamb, 1984-85
2. 3.4 Barbara Anderson, 1987-88
3. 2.9 Darla Simpson, 1989-90
4. 2.5 Darla Simpson, 1990-91
5. 2.3 Monica Lamb, 1983-84
6. 2.2 Carla Fountain, 1987-88
- 2.2 Chantell Reynolds, 1993-94
- 2.2 Coblyn Hill, 2008-09
- 2.2 Coblyn Hill, 2007-08
10. 1.8 Courtney Taylor, 2008-09

STEALS

1. 125 Kip Anderson, 1980-81
2. 114 Betty Darthard, 1981-82
3. 102 Joann Overstreet, 2004-05
4. 100 Stacey Johnson, 1994-95
5. 99 Barbara Anderson, 1986-87
6. 98 Chandi Jones, 2003-04
7. 94 Chandi Jones, 2002-03
8. 93 Sancho Lyttle, 2004-05
9. 92 Chandi Jones, 2001-02
- 92 Jackie Skinner, 1981-82

STEALS AVERAGE

1. 4.5 Stacey Johnson, 1994-95
2. 4.0 Kip Anderson, 1980-81
3. 4.0 Antoinette Isaac, 1993-94
4. 3.9 Betty Darthard, 1981-82
5. 3.5 Barbara Anderson, 1986-87
6. 3.5 Joann Overstreet, 2004-05
7. 3.4 Chandi Jones, 2002-03
8. 3.2 Jackie Skinner, 1982-83
9. 3.2 Jackie Skinner, 1981-82
10. 3.1 Charlotte Reescano, 1985-86

GAMES PLAYED

1. 41 Jan Hilliard, 1977-78
- 41 Sharion Higgins, 1977-78
3. 40 Ann Moon, 1977-78
4. 34 Chandi Jones, 2001-02
- 34 Valerie Muoneke, 2001-02
- 34 Angela Curl, 2001-02
7. 33 Nicole Oliver, 2001-02
- 33 Kiemona Harris, 2001-02
9. 32 19 Players Tied

MINUTES PLAYED

1. 1,221 Chandi Jones, 2001-02
2. 1,140 Chandi Jones, 2003-04
3. 1,093 Joann Overstreet, 2003-04
4. 1,067 Nicole Oliver, 2001-02
5. 1,053 Joann Overstreet, 2004-05
6. 1,043 Twiggy McIntyre, 2007-08
7. 1,034 Nicole Oliver, 2003-04
8. 1,028 Jessica Shanklin, 2000-01
9. 1,027 Sha'ratta Hawkins, 2005-06
10. 1,003 Sonya Watkins, 1984-85

MINUTES AVERAGE

1. 37.0 Tye Jackson, 2006-07
2. 36.3 Joann Overstreet, 2004-05
3. 35.9 Chandi Jones, 2001-02
4. 35.6 Chandi Jones, 2003-04
5. 35.4 Sha'ratta Hawkins, 2005-06
6. 35.3 Antoinette Isaac, 1993-94
7. 35.1 Chandi Jones, 2002-03
8. 34.9 Tye Jackson, 2005-06
9. 34.2 Joann Overstreet, 2003-04
10. 34.0 Antoinette Isaac, 1992-93

SINGLE SEASON RECORDS

POINTS

1.	3,141	1976-77
2.	3,125	1977-78
3.	2,610	1990-91
4.	2,394	1980-81
5.	2,379	2001-02
6.	2,345	1984-85
7.	2,343	2000-01
8.	2,311	1986-87
9.	2,297	1991-92
10.	2,281	1979-80

SCORING AVERAGE

1.	95.2	1976-77
2.	81.6	1990-91
3.	79.7	1986-87
4.	78.9	1994-95
5.	78.2	1984-85
6.	77.2	1980-81
7.	77.1	1985-86
8.	76.6	1991-92
9.	76.2	1977-78
10.	76.0	1979-80

FIELD GOALS MADE

1.	1,370	1976-77
2.	1,335	1977-78
3.	1,038	1990-91
4.	1,008	1984-85
5.	1,007	1980-81
6.	961	1979-80
7.	939	1978-79
8.	930	1986-87
	930	1985-86
10.	890	1991-92

FIELD GOALS ATTEMPTED

1.	3,279	1977-78
2.	2,493	1976-77
3.	2,310	1978-79
4.	2,269	1990-91
5.	2,168	2001-02
6.	2,160	1980-81
7.	2,141	2000-01
8.	2,073	1986-87
9.	2,070	1991-92
10.	2,028	1989-90

FIELD-GOAL PERCENTAGE

1.	.550 (1,370-2,493)	1976-77
2.	.529 (1,008-1,907)	1984-85
3.	.498 (961-1,931)	1979-80
4.	.492 (807-1,640)	1983-84
5.	.487 (930-1,911)	1985-86
6.	.471 (879-1,865)	1982-83
7.	.466 (1,007-2,160)	1980-81
8.	.457 (1,038-2,269)	1990-91
9.	.456 (794-1,741)	1981-82
10.	.449 (930-2,073)	1986-87

3-POINT FIELD GOALS MADE

1.	160	2007-08
2.	157	2005-06
	157	2001-02
4.	151	2002-03
5.	142	2003-04
6.	134	2004-05
7.	124	1998-99
8.	118	2000-01
9.	117	2006-07
10.	112	2008-09

3-POINT FIELD GOALS ATTEMPTED

1.	548	2005-06
2.	533	2001-02
3.	528	2002-03
	528	2007-08
5.	468	1998-99
6.	456	2003-04
7.	443	2004-05
8.	427	2000-01
9.	418	2006-07
10.	409	1999-00

3-POINT FIELD-GOAL PERCENTAGE

1.	.430 (108-251)	1988-89
2.	.361 (107-296)	1989-90
3.	.325 (112-345)	2008-09
4.	.312 (103-330)	1995-96
5.	.311 (142-456)	2003-04
6.	.303 (160-528)	2007-08
7.	.302 (134-443)	2004-05
8.	.299 (50-167)	1991-92
9.	.295 (157-533)	2001-02
10.	.286 (157-548)	2005-06

FREE THROWS MADE

1.	501	1990-91
2.	486	2001-02
3.	473	1994-95
4.	467	1991-92
5.	455	1977-78
	455	2000-01
7.	450	2003-04
8.	448	1986-87
9.	447	1989-90
	447	2007-08

FREE THROWS ATTEMPTED

1.	784	1990-91
2.	771	1976-77
3.	758	1977-78
	758	2001-02
5.	746	1991-92
6.	745	2000-01
7.	720	2003-04
8.	719	1999-00
9.	703	1994-95
10.	698	1986-87

FREE-THROW PERCENTAGE

1.	.706 (103-120)	2007-08
2.	.673 (473-703)	1994-95
3.	.670 (384-573)	2008-09
4.	.667 (447-670)	1989-90
5.	.663 (398-600)	1997-98
6.	.660 (381-577)	2004-05
7.	.658 (414-629)	1995-96
8.	.652 (366-561)	2006-07
9.	.648 (439-677)	1983-84
10.	.646 (395-611)	1993-94

REBOUNDS

1.	1462	1991-92
2.	1436	1990-91
3.	1407	2001-02
4.	1359	1980-81
5.	1329	2007-08
6.	1300	1989-90
7.	1298	2003-04
8.	1296	1987-88
9.	1295	2000-01
10.	1268	1984-85

REBOUNDING AVERAGE

1.	48.7	1991-92
2.	44.9	1990-91
3.	44.8	1989-90
4.	44.7	1987-88
5.	44.2	2006-07
6.	43.8	1980-81
7.	43.7	1992-93
8.	43.6	1988-89
9.	42.9	2007-08
10.	42.3	1984-85

ASSISTS

1.	552	1984-85
2.	545	1986-87
3.	515	1990-91
4.	488	1987-88
5.	469	1985-86
6.	466	1980-81
7.	452	2000-01
8.	448	1983-84
9.	443	1994-95
10.	441	1981-82

ASSISTS AVERAGE

1.	18.8	1986-87
2.	18.4	1984-85
3.	16.8	1987-88
4.	16.2	1985-86
5.	16.1	1990-91
6.	16.0	1983-84
7.	15.8	1994-95
8.	15.3	1988-89
9.	15.2	1981-82
10.	15.1	1993-94

BLOCKED SHOTS

1.	385	1987-88
2.	187	1984-85
3.	148	2008-09
4.	146	2001-02
5.	133	1989-90
6.	130	2007-08
7.	125	2003-04
8.	123	1991-92
9.	121	1990-91
10.	118	1983-84

STEALS

1.	449	1986-87
2.	447	1980-81
3.	433	1990-91
4.	416	1981-82
5.	403	2003-04
6.	394	2002-03
7.	381	2001-02
8.	367	1991-92
9.	364	1985-86
10.	353	1984-85/2004-05

STEALS AVERAGE

1.	15.5	1986-87
2.	14.4	1980-81
3.	14.3	1981-82
4.	14.1	2002-03
5.	13.5	1990-91
6.	12.6	2003-04
7.	12.6	1985-86
8.	12.2	1991-92
9.	11.8	1984-85
	11.8	2004-05

GAMES PLAYED

1.	41	1977-78
2.	34	2001-02
3.	33	1976-77
4.	32	2000-01
	32	2003-04
	32	1990-91
7.	31	1980-81
	31	2007-08

MINUTES PLAYED

1.	6,874	2001-02
2.	6,525	2003-04
3.	6,450	2000-01
4.	6,248	2007-08
5.	6,200	1980-81
6.	6,025	1991-92
	6,025	2004-05
8.	6,020	1984-85
9.	6,000	1978-79
	6,000	1979-80