



# UNIVERSITY OF HOUSTON WOMEN'S BASKETBALL

HOUSTON SPORTS INFORMATION: 3100 Cullen Blvd., Suite 2008, Houston, TX 77204 • WBB SID: Ryan Koslen (rkoslen@uh.edu) O: (713) 743-9391 | C: (713) 598-8666 | F: (713) 743-9411 • www.UHCougars.com

## SCHEDULE/RESULTS

### NOVEMBER

9	Texas Southern (DH)	W, 76-58
13	at Cal State Bakersfield	L, 83-95
15	at Cal Poly	L, 48-53
19	Middle Tennessee	L, 68-69
23	at Xavier#	L, 47-69
24	vs. Liberty#	L, 61-70
25	vs. McNeese State#	W, 87-57
29	No. 8/7 LSU	L, 46-77

### DECEMBER

4	at Texas Tech	W, 66-63
8	at Miami (Fla.)	W, 63-62
16	at Akron	L, 76-81
21	TCU	W, 73-68
28	No. 14/15 Duke	L, 68-84

### JANUARY

2	Lamar	W, 82-75 (OT)
4	UTEP*	L, 61-79
6	Tulane* (ESPN2)	W, 74-64
13	Rice*	W, 71-66
17	at UCF*	W, 74-61
20	Southern Miss*	W, 71-61
26	at Rice* (Sharp Gym)	W, 70-64

### FEBRUARY

1	at Memphis*	W, 70-54
3	at UAB*	W, 80-76 (OT)
7	Tulsa*	W, 63-49
9	SMU*	L, 51-74
14	at No. 24/RV UTEP*	L, 55-80
16	at Tulane*	L, 69-73
21	at Tulsa*	L, 57-66
23	at SMU*	L, 74-85
28	East Carolina*	W, 72-69

### MARCH

1	Marshall*	L, 74-78
7	vs. Southern Miss/UCF &	4:30 p.m.
8	Semifinals & (CSTV)	4:30 p.m.
9	Championship & (ESPN2)	2:30 p.m.

\* Conference USA game  
# National City Xavier Invitational (Cincinnati, Ohio)  
& Conference USA Championship (Orlando, Fla.)  
All times Central Standard.  
Home games, in bold, played on Guy V. Lewis Court at Hofheinz Pavilion.

## 2008 C-USA CHAMPIONSHIP GAME 31 • QUARTERFINALS NO. 4 HOUSTON vs. NO. 5 SOUTHERN MISS/NO 12. UCF

Date: Friday, March 7, 2008  
Tipoff: 4:30 p.m. (CST)  
Location: Houston, Texas  
Venue: New UCF Arena (10,000)  
Series: USM: UH leads 10-8/UCF: UH leads 2-1  
Television: None  
Streaming: All-Access video at UHCougars.com  
Radio: Houston ISP Sports Network online broadcast powered by Stretch Internet.  
Jeremy Branham (ppx) and Louis Ray (ana)

### STREAKS, STORYLINES, SIDEBARS

- ▶ Houston (15-15) earned a first-round bye in the C-USA Championship and the team's highest seeding since 2005.
- ▶ The Cougars' 15 wins are the most since the 2004-05 season.
- ▶ UH's six road victories this season have already surpassed the team's road-win total (4) of the previous two seasons.
- ▶ Houston has never finished a season below .500 when recording six or more road wins.
- ▶ UH is 13-3 when holding its opponents under 70 points.
- ▶ Twiggy McIntyre (15.5 ppg), Tye Jackson (11.0) and Courtney Taylor (9.8) lead UH.
- ▶ McIntyre, a first-team all-league pick, ranks fourth in C-USA in scoring and leads the league in three-pointers made per game (2.32).  
*(continued on page 3)*



### HOUSTON COUGARS

Record: 15-15  
Tournament Seed: 4  
Itn. Coach: Danny Hughes  
Alma Mater: TCU '90  
Career Record: 15-15/1  
School Record: 15-15/1  
vs. USM/UCF: 1-0/1-0  
SID: Ryan Koslen  
Web: www.UHCougars.com

#### STATISTICAL LEADERS

Points	Twiggy McIntyre	15.5
Rebounds	Courtney Taylor	8.5
Assists	Tye Jackson	4.9
Steals	Twiggy McIntyre	1.8
Blocks	Cobilyn Hill	2.2



### SOUTHERN MISS GOLDEN EAGLES

Record: 17-12  
Tournament Seed: 5  
Coach: Joye Lee-McNeis  
Alma Mater: Southern Miss '84  
Career Record: 284-217/17  
School Record: 55-61/4  
vs. Houston: 1-4  
SID: Shirley Jones-Hill  
Web: www.SouthernMiss.com

#### STATISTICAL LEADERS

Points	Pauline Love	16.8
Rebounds	Pauline Love	11.0
Assists	Andrea Barber	6.5
Steals	Andrea Barber	1.6
Blocks	Stephanie Helgeson	2.6



### UCF KNIGHTS

Record: 10-19  
Tournament Seed: 12  
Coach: Joi Williams  
Alma Mater: USF '88  
Career Record: 64-80/4  
School Record: 10-19/1  
vs. Houston: 0-1  
SID: Sean Cartell  
Web: www.UCFathletics.com

#### STATISTICAL LEADERS

Points	Tia Lewis	12.0
Rebounds	Tia Lewis	11.6
Assists	Marshay White	3.4
Steals	Marshay White	1.8
Blocks	Jackie Akers	1.4

### MEDIA INFORMATION

- ▶ Houston will be headquartered at the Holiday Inn Select-UCF for the duration of the championship.
- ▶ Assistant SID Ryan Koslen will accompany the team to Orlando. He can be reached through the front desk at the hotel or via his cell phone at (713) 598-8666.

### UH C-USA CHAMPIONSHIP HEADQUARTERS:

Holiday Inn Select - UCF  
12125 High Tech Ave. • Orlando, FL 32817  
Tel: (407) 275-9000 • Fax: (407) 381-0019

UCF Arena Press Row Phone: (407) 823-2477  
Championship Website: www.ConferenceUSA.com

## HOUSTON AT-A-GLANCE

### PROBABLE STARTERS

No.	Name (G/GS)	Position	Ht.	Class-Exp.	Points	Rebounds	Assists	Steals	Minutes
23	Tye Jackson (72/71)	G	5-10	Sr.-2L	11.0	5.2	4.9	1.5	33.1
24	Courtney Taylor (28/24)	F	6-0	Fr.-HS	9.8	8.8	1.0	1.2	23.7
30	Twiggy McIntyre (123/40)	G	5-5	Sr.-TR	15.5	3.4	3.0	1.8	33.6
33	Whitney James (57/36)	F	5-11	Sr.-1L	5.3	3.0	1.0	0.8	18.4
51	Cobilyn Hill (30/26)	C	6-3	Fr.-HS	7.8	5.5	0.4	2.2 (blocks)	19.8

### OFF THE BENCH

No.	Name (G/GS)	Position	Ht.	Class-Exp.	Points	Rebounds	Assists	Steals	Minutes
2	Megan Morton (17/0)	G	5-10	Fr.-HS	1.8	0.9	0.3	0.2	6.5
3	Zane Jakobson (18/0)	G	6-1	Jr.-TR	2.3	0.8	0.2	0.1	6.6
5	Brittany Mason (26/1)	F	6-0	Fr.-HS	1.1	2.4	0.5	0.4	8.0
11	Brittney Scott (28/0)	G	5-6	Fr.-HS	2.9	1.1	0.7	0.4	9.6
15	Ryan Meyers (68/44)	F	6-1	Sr.-2L	5.6	4.6	1.0	1.2	20.4
21	Ashlee' Joseph (58/9)	F	6-0	So.-1L	2.7	1.9	0.1	0.1	7.1
25	Alona Obaze (57/32)	G	5-6	Sr.-1L	2.1	1.6	0.8	0.5	13.8
32	Ryan Bradley (48/3)	C	6-2	So.-1L	1.0	0.7	0.1	0.1	4.2
34	Jasmine Johnson (29/9)	G	5-6	Fr.-HS	3.0	1.3	0.7	0.7	11.1

Head Coach: Joe Curl (Wayne State 1978) 10th season - **OUT INDEFINITELY** (Heart Attack - 10/28/07)

Interim Head Coach: Danny Hughes (TCU, 1990) third season

Assistants: DeJuena Chizer (Houston, 1990) eighth season; Wade Scott (Eastern New Mexico, 1993) second season



# ROSTER/TEAM INFORMATION

## NUMERICAL ROSTER

NO.	NAME	POS	HT	CL-EXP	HOMETOWN/PREVIOUS SCHOOL
2	Megan Morton	G	5-10	Fr.-HS	Winnsboro, Texas/Winnsboro HS
3	Zane Jakobson	F	6-1	Jr.-TR	Riga, Latvia/Trinity Valley CC
5	Brittany Mason	F	6-0	Fr.-HS	LaPorte, Texas/LaPorte HS
11	Brittney Scott	G	5-6	Fr.-HS	Orange, Texas/West Orange Stark HS
15	Ryan Meyers	F	6-1	Sr.-2L	Arlington, Texas/Arlington HS/Grayson County CC
21	Ashlee Joseph	F	6-0	So.-1L	Houston, Texas/Booker T. Washington HS
23	Tye Jackson	G	5-10	Sr.-2L	Houston, Texas/Westfield HS/Purdue
24	Courtney Taylor	G/F	6-0	Fr.-HS	Crockett, Texas/Crockett HS
25	Alona Obaze	G	5-6	Sr.-1L	Dallas, Texas/Bryan Adams HS/Trinity Valley CC
30	Twiggy McIntyre	G	5-5	Sr.-TR	Sapulpa, Okla./Sapulpa HS/Kansas State
32	Ryan Bradley	C	6-2	So.-1L	Houston, Texas/Madison HS
33	Whitney James	F	5-11	Sr.-1L	Edmond, Okla./Edmond Memorial HS/N. Oklahoma Coll.
34	Jasmine Johnson	G	5-6	Fr.-HS	Omaha, Neb./Omaha Central HS
51	Cobilyn Hill	C	6-3	Fr.-HS	Houston, Texas/Eisenhower HS

## ALPHABETICAL ROSTER

NO.	NAME	POS	HT	CL-EXP	HOMETOWN/PREVIOUS SCHOOL
32	Ryan Bradley	C	6-2	So.-1L	Houston, Texas/Madison HS
51	Cobilyn Hill	C	6-3	Fr.-HS	Houston, Texas/Eisenhower HS
23	Tye Jackson	G	5-10	Sr.-2L	Houston, Texas/Westfield HS/Purdue
3	Zane Jakobson	F	6-1	Jr.-TR	Riga, Latvia/Trinity Valley CC
33	Whitney James	F	5-11	Sr.-1L	Edmond, Okla./Edmond Memorial HS/N. Oklahoma Coll.
34	Jasmine Johnson	G	5-6	Fr.-HS	Omaha, Neb./Omaha Central HS
21	Ashlee Joseph	F	6-0	So.-1L	Houston, Texas/Booker T. Washington HS
5	Brittany Mason	F	6-0	Fr.-HS	LaPorte, Texas/LaPorte HS
30	Twiggy McIntyre	G	5-5	Sr.-TR	Sapulpa, Okla./Sapulpa HS/Kansas State
15	Ryan Meyers	F	6-1	Sr.-2L	Arlington, Texas/Arlington HS/Grayson County CC
2	Megan Morton	G	5-10	Fr.-HS	Winnsboro, Texas/Winnsboro HS
25	Alona Obaze	G	5-6	Sr.-1L	Dallas, Texas/Bryan Adams HS/Trinity Valley CC
11	Brittney Scott	G	5-6	Fr.-HS	Orange, Texas/West Orange Stark HS
24	Courtney Taylor	G/F	6-0	Fr.-HS	Crockett, Texas/Crockett HS

## COACHING STAFF

Head Coach: Joe Curl (Wayne State '78; 10th Year) - **OUT INDEFINITELY**  
 Interim Head Coach: Danny Hughes (TCU '90; Third Year)  
 Assistant Coach: DeJuena Chizer (Houston '90; Eighth Year)  
 Assistant Coach: Wade Scott (Eastern New Mexico '93; Second Year)

## SUPPORT STAFF

Director of Operations: Chad Rickett (Midwestern State '07)  
 Athletic Trainer: Allison Murphy (Gardner Webb '05)  
 Strength & Conditioning Coach: Dale Jones (Washburn '94)  
 Student Manager: Keisha Cabrera

## PRO-NUN-SEE-A-SHUNS

Zane Jakobson                      ZAH-ney YAK-uhb-so-neh  
 Alona Obaze                        ah-LAH-nuh oh-BAH-zee  
 Cobilyn Hill                                ko-bee-lin  
 DeJuena Chizer                        DUH-wan-uh

## THE COUGARS: DECONSTRUCTED

By Height:	
Cobilyn Hill	6-3
Ryan Bradley	6-2
Zane Jakobson	6-1
Ryan Meyers	6-1
Ashlee Joseph	6-0
Brittany Mason	6-0
Courtney Taylor	6-0
Whitney James	5-11
Tye Jackson	5-10
Megan Morton	5-10
Jasmine Johnson	5-6
Alona Obaze	5-6
Brittney Scott	5-6
Twiggy McIntyre	5-5

Returners:	
Ryan Bradley	4.1 ppg/2.4 rpg
Tye Jackson	22.5 ppg; First-Team All C-USA
Whitney James	9.5 ppg/6.9 rpg
Ashlee Joseph	4.9 ppg/5.0 rpg
Ryan Meyers	7.6 ppg/9.9 rpg
Alona Obaze	6.6 ppg/2.4 rpg

Newcomers:	
Cobilyn Hill	Fr., C, 6-3
Zane Jakobson	Jr., G, 6-1
Jasmine Johnson	Fr., G, 5-6
Brittany Mason	Fr., G, 6-0, F
Twiggy McIntyre	Sr., 5-5, G
Megan Morton	Fr., G, 5-10
Brittney Scott	Fr., G, 5-6
Courtney Taylor	Fr., F, 6-0

By Position:	
Guard	7
Forward	6
Center	2

By Class:	
Freshman	6
Sophomore	2
Junior	1
Senior	5

By State/Country:	
Texas	10
Oklahoma	2
Nebraska	1
Latvia	1

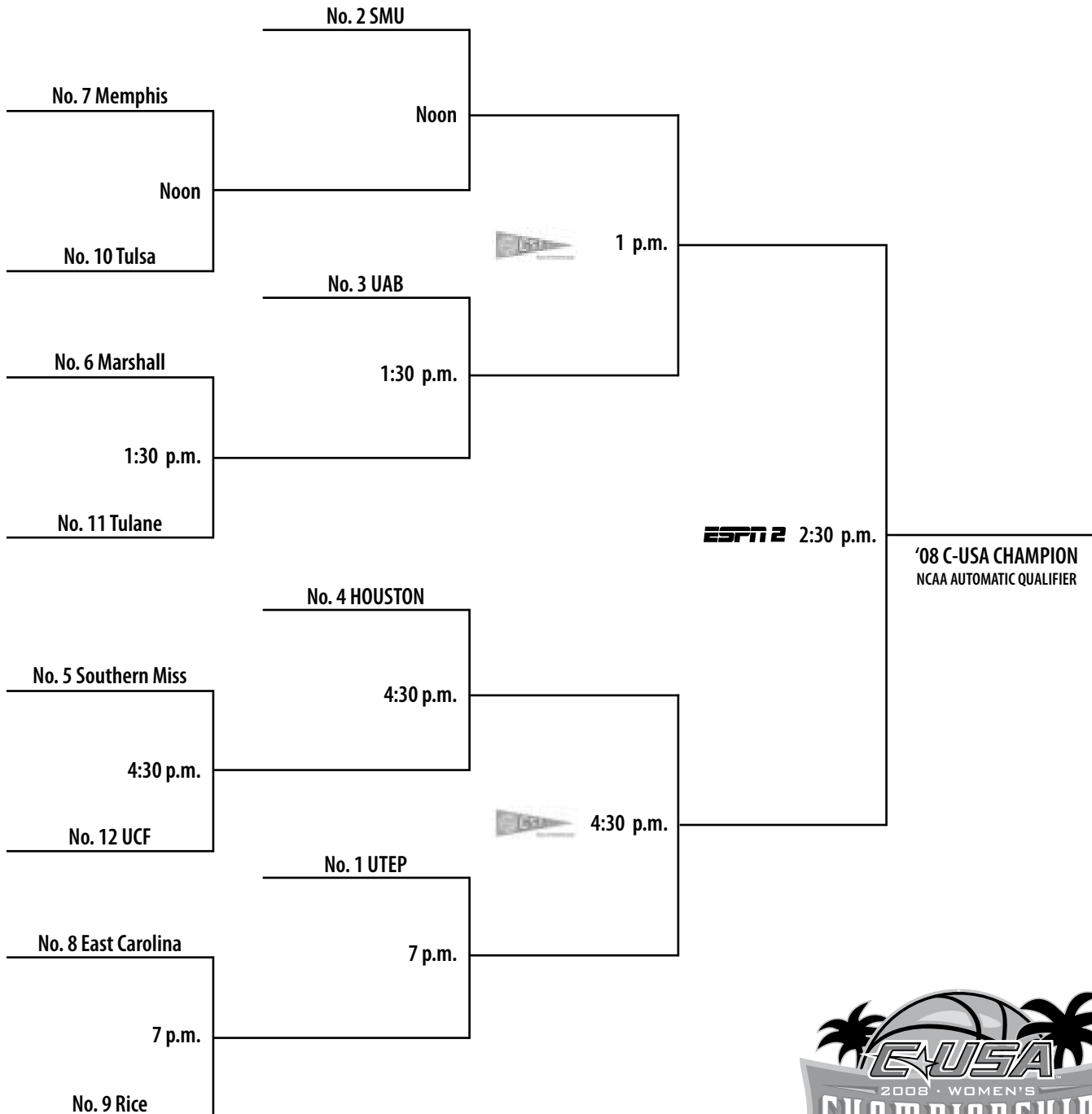
# 2008 CONFERENCE USA CHAMPIONSHIP BRACKET

THURSDAY  
MARCH 6

FRIDAY  
MARCH 7

SATURDAY  
MARCH 8

SUNDAY  
MARCH 9



MARCH 6-9 • HOSTED BY UCF

**MEDIA POLICIES AND SERVICES**

**HOUSTON SPORTS INFORMATION**

Office Phone (713) 743-9404  
 Office Fax (713) 743-9411  
 Press Row Phone (713) 743-9414  
 Ticket Office 713-GO-C00GS  
 Web site www.UHCougars.com  
 Mailing Address Athletics/Alumni Center, Suite 2008  
 3100 Cullen Blvd.  
 Houston, TX 77204

Ryan Koslen, Assistant SID/WBB Contact  
 Office Phone (713) 743-9391  
 Mobile Phone (713) 598-8666  
 E-mail rkoslen@uh.edu

**SPORTS INFORMATION OFFICE**

- ▶ The University of Houston Sports Information Office is located in the Ted Nance Suite (#2008) on the second floor of the Athletics/Alumni Center.
- ▶ The Athletics/Alumni Center is located at 3100 Cullen Boulevard between Cougar Field and Hofheinz Pavilion.

**CREDENTIALS**

- ▶ Credential requests should be made at least 24 hours prior to tip-off. Requests should be submitted on company letterhead. Credentials will only be mailed if specifically requested. Those not mailed, picked-up in person or delivered by an SID, will be left at the Hofheinz Pavilion will call window. The arena press entrance is located at the northwest corner of the facility.

**PRACTICES**

- ▶ All workouts are held at Hofheinz Pavilion. Media wishing to attend practice should contact the UH sports information office, to check that day's schedule and player and coach availability.
- ▶ All gameday and road practices are closed.

**INTERVIEWS**

- ▶ All interviews with UH coaches, student-athletes and administrators MUST be coordinated through the sports information office.
- ▶ Arrangements to speak with a member of the women's basketball program should be made with assistant SID Ryan Koslen (713.743.9391/rkoslen@uh.edu) at least one day prior to the desired interview date. Players and coaches are generally available following practice.
- ▶ The locker rooms, training room and weight room inside the UH Athletics/Alumni Center are off-limits to reporters.
- ▶ On game days, no UH players will be available until the postgame media session.

**ACCESS TO COUGARS INFORMATION**

- ▶ **UHCougars.com** – The official web site of University of Houston athletics includes rosters, schedules, statistics, player profiles, press releases, game notes and more. The site is updated daily and also includes links to listen to UH athletics events live over the Internet.
- ▶ **E-Mail List** – Press releases, notes and statistics are e-mailed to a large contingent of media. To be added to the list please contact assistant SID Ryan Koslen (713.743.9391/rkoslen@uh.edu). Notes packets will be available at least 24 hours prior to each game, and in many instances much earlier.

**CONFERENCEUSA.COM**

- ▶ The league's official web site contains information on all 12 schools, including updated conference statistics, schedules and standings.



**COUGARS THINK PINK IN 2008**



- ▶ UH & SMU celebrated the WBCA's "Think Pink" initiative on Feb. 9.
- ▶ The Cougars and Mustangs wore pink warm up shirts in celebration of the day.
- ▶ Two dollars of every full-price ticket sold for the game will be donated to the Zeta Tau Alpha Foundation. ZTA has partnered with the Susan G. Koman Foundation as its National Philanthropy since 1992.
- ▶ UH also took part in celebrations at UTEP (Feb. 14).

**STREAKS, STORYLINES, SIDEBARS PART 2** (from pg. 1)

- ▶ Jackson has averaged 5.9 assists and 5.5 rebounds per game in C-USA games. She was named C-USA POTW on Feb. 4 after averaging nearly a triple-double against Memphis and UAB.
- ▶ Jackson tallied the fourth triple-double in Conference USA and Cougar history with 11 points, a career-best 16 rebounds and 12 assists in an 80-76 overtime win at UAB.
- ▶ Taylor has averaged almost a double-double on the season (9.8/8.5).
- ▶ Houston head coach Joe Curl, who suffered a heart attack on Oct. 27, has been cleared to return to recruiting duties. No timetable has been set for his return to coaching.

**MCINTYRE EARNS SPOT ON FIRST TEAM ...**

- ▶ Twigg McIntyre was named First-Team All C-USA, the eighth-straight year a UH player earned a spot among the league's top-five players.
- ▶ She ranks third in the league in scoring (15.5 ppg) and is tied for the C-USA lead and ranks 18th nationally in free-throw percentage (.866).
- ▶ McIntyre is the conference's leading three-point shooter and ranks 35th in the country, connecting on 2.5 triples per game.
- ▶ She also ranks among C-USAs top 15 in four other categories, 3-point field goal percentage (3rd/.391), steals (12th/1.77), assists (15th/2.93/) and minutes played (11th/33.6).
- ▶ She was a WBCA Honorable Mention Player of the Month for January and was named C-USA Player of the Week on Jan. 7 and Jan. 21.

**JACKSON NAMED THIRD-TEAM ALL C-USA ...**

- ▶ Tye Jackson earned third-team All C-USA honors, making her only the third player in school history to win all-league accolades three times along with Chandi Jones (4) and Pat Luckey (3).
- ▶ Jackson, a two-time First-Team All C-USA honoree (2006, 2007) was the 2007 C-USA Preseason Player of the Year, but has struggled this year due to a chronic left knee injury. She missed two games and has been playing with a brace all season long.
- ▶ She has averaged over 30 minutes per game and her 11 ppg ranks her in the league's top-30.
- ▶ She also appears in the top-10 in assists (6th/4.13) and assist/turnover ratio (5th/1.46).
- ▶ Earlier this season, Jackson became the 17th player in school history to eclipse 1,000-career points.
- ▶ Her 1,179 career points ranks her eighth all-time.
- ▶ She tallied the fourth triple-double in school and league history on Feb. 2 against UAB. She was named C-USA Player of the Week on Feb. 3.

**HILL AND TAYLOR EARN SPOTS ON ALL-FRESHMAN SQUAD ...**

- ▶ Cobilyn Hill and Courtney Taylor were named to the All-Freshman Team, the first time UH has placed two first-year players on the team.
- ▶ Sha'Ratta Hawkins (2006) was the last player to earn first-year honors.
- ▶ UH has had seven players all time earn all-freshman accolades.
- ▶ Hill emerged as one of C-USAs leading shot blockers this season. The 6-3 center averages 2.2 blocks per game, ranking fourth in the league and 36th nationally.
- ▶ She made 20 starts in the regular season and played almost 20 minutes per game (19.8).
- ▶ Hill ranks 20th in C-USA in rebounding (5.5 rpg) and averages 7.8 ppg.
- ▶ Taylor made 24 starts and is UH's most consistent player this season.
- ▶ She ranks fifth in C-USA in rebounding (8.5 ppg), 69th nationally, and is Houston's third-leading scorer (9.8 ppg).
- ▶ Her 46.3 field goal percentage (107-231) leads the Cougars and ranks 13th in C-USA. She has a team-high eight double-doubles, with six coming in conference play.

**NEED AN ASSIST ON THAT ...**

- ▶ Tye Jackson has dished out 139 assists this season, the 10th best total in school history.
- ▶ The team's 417 assists this year are UH's most since 2004-05 (432).

**TAYLOR INJURY UPDATE ...**

- ▶ Courtney Taylor suffered a knee injury in the opening minute of UH's 78-74 loss to Marshall (03/01).
- ▶ The freshman did not return for the rest of the game.
- ▶ Her status is day-to-day but she is expected to play Friday.

**BENCH CONTRIBUTIONS ...**

- ▶ The Houston bench has been outstanding all season long, outscoring opponents 601-547 on the year.
- ▶ The bench has contributed at least 20 points six of Houston's last seven games.
- ▶ UH leading scoring non-starter is Ryan Meyers (5.6 ppg/4.7 rpg).

**MORTON SOLID IN SEASON FINALE ...**

- ▶ Freshman Megan Morton had the lightbulb go on in a big way in UH's season finale against Marshall (03/01).
- ▶ Playing 12 minutes off the bench Morton tallied four points, two rebounds and two assists.
- ▶ While the numbers are not earth shattering, Morton was a solid defensive presence and helped the Cougars to 21 assists on 28 made field goals in the game.

**2007-08 SEASON BESTS**

PLAYER	PTS.	RBS.	AST.	BLK.	STL.
Megan Morton	11, at Cal Poly	3, vs. McNeese St.	1 - twice	n/a	1 - twice
Zane Jakobson	8, vs. SMU	5, vs. UTEP	1 - twice	n/a	1, at Memphis
Brittany Mason	6 - twice	9, at Cal Poly	3, vs. MTSU	1 - five times	2, vs. MTSU
Brittney Scott	14, vs. MTSU	6, vs. LSU	4, vs. McNeese St.	1, at UTEP	3, at Texas Tech
Ryan Meyers	18, vs. Lamar	10, at Tulane	3 - three times	1 - four times	4, vs. TCU
Ashlee' Joseph	7, vs. McNeese St.	8, vs. McNeese St.	1 - twice	1 vs. LSU	1 - three times
Tye Jackson	21, vs. Lamar	16, at UAB	12, at UAB	3, vs. Tulane	5, vs. TSU
Courtney Taylor	19, vs. McNeese St.	15, at Memphis	4, vs. Lamar	3, vs. McNeese St.	5, at Memphis
Alona Obaze	8, vs. McNeese St.	7, at CSUB	3 - three times	1 - twice	2 - three times
Twigg McIntyre	30, at CSUB	6 - twice	7, vs. Lamar	1, vs. UTEP	5 - three times
Ryan Bradley	4, vs. Liberty	3, vs. Liberty	1, at Akron	1 - twice	1 - twice
Whitney James	13, at Miami (Fla.)	7 - twice	4, at Memphis	1, vs. Liberty	2 - six times
Jasmine Johnson	12, vs. SMU	6, at Xavier	4, vs. McNeese St.	1, vs. Liberty	4, vs. Liberty
Cobilyn Hill	23, at Akron	13, at Akron	1 - four times	7, at CSUB	1 - five times

SCOUTING THE COUGARS ...

Category	HOUSTON	OPPONENTS
Scoring	2,030	2,085
PPG	67.7	69.3
Scoring Margin	-1.7	-
Field Goals-Attempt	707-1,881	728-1,879
Field Goal Pct.	.376	.387
3PT FGs-Attempts	153-512	158-465
3PT FG Pct.	.299	.340
3PT FG MPG	5.1	5.3
Free Throw Pct.	.705	.715
Rebounds/RPG	1,292/43.1	1,256/41.9
Rebound Margin	+1.2	-
Assists/APG	417/13.9	379/12.6
Turnovers/TPG	554/18.5	517/17.2
TO Margin	-1.2	-
Assist/TO ratio	0.8	0.7
Steals/SPG	247/8.2	9.8/13.2
Blocks/BPG	126/4.2	132/4.4

JOSEPH SHOWS METTLE ...

- ▶ Sophomore Ashlee' Joseph had one of her best career games the last time out against Marshall (03/01).
- ▶ Joseph played 18 minutes and had eight points, six rebounds, an assist, a blocked shot and a steal.
- ▶ If Joseph maintains her consistency, look for her to get some major minutes in C-USA Championship play.

BIGGEST WIN OF THE SEASON? ...

- ▶ The Cougars ended a five-game losing streak with a clutch come-from-behind 72-69 win over East Carolina (02/28).
- ▶ UH wrapped up a first-round bye at the C-USA Championship.
- ▶ A three-pointer by Tye Jackson, drained as time ran down on the shot clock, handed UH a 70-69 with under 30 seconds left.
- ▶ On the ensuing possession, Courtney Taylor ended up on the bottom of the pile chasing after a loose ball and called timeout, giving the Cougars the ball with nine seconds remaining.
- ▶ Twigg McIntyre was fouled on the inbounds play and then calmly sank a pair of free throws to give the UH a three point lead, 72-69, with just over 8 seconds left.
- ▶ Houston clinched the win when ECU's game-tying 3-pointer sailed left of the basket as time expired.

A LONG STRANGE TRIP INDEED ...

- ▶ Houston's top-four seeding in the league championship might be a surprise to some, especially with the odd road UH took to get there.
- ▶ Starting off, UH was picked seventh in the preseason coach's poll.
- ▶ Head coach Joe Curl suffered a heart attack nine days before the start of the season and assistant Danny Hughes was named interim coach.
- ▶ The Cougars suffered a rough 2-6 start with losses to probable postseason teams Middle Tennessee, Xavier, Liberty and LSU.
- ▶ UH snapped a 16-game road losing streak with a win over Texas Tech, earning Houston's first win in Lubbock since 1985. UH assistant DeLuena Chizer was a sophomore on that '85 squad.
- ▶ Houston won consecutive road games for the first time since 2004-05 after knocking off Miami (Fla.).
- ▶ With a 26-point comeback win over Lamar, Houston earned the second-biggest comeback win in NCAA D-1 WBB history.
- ▶ UH rattled off an eight-game league winning streak, including three-straight road wins over Rice, Memphis and UAB in overtime.
- ▶ The season took a southward turn with the recent five-game losing skid, but UH rebounded with a win over the Pirates to secure one of the top-four slots in the C-USA Championship.

CLOSING IN ON A RECORD ...

- ▶ Twigg McIntyre, in her first year with the program, is 14 three-pointers away from tying UH's single-season record.
- ▶ The senior transfer has knocked down 75 triples this season, moving her into second place all time.
- ▶ Jana Crosby holds the all-time mark after connecting on 89 threes during the 1988-89 campaign.

- ▶ McIntyre's 192 three-point tries ranks third in the single-season annals, behind Sha'Ratta Hawkins (201/2005-06) and Chandni Jones (194/2003-04).

FIVE GAME SKID ENTERS THE BACKGROUND ...

- ▶ Houston snapped a five-game losing streak with its 72-69 win over East Carolina on Feb. 28.
- ▶ The Cougars lost to SMU (74-51/Feb. 9), then No. 24 UTEP (80-55/Feb. 14), Tulane (73-69/Feb. 16), Tulsa (66-57/Feb. 21) and SMU (85-74/Feb. 23).
- ▶ In those five games, UH twice failed to score over 20 points in the first half and was outscored 190-136 in the opening stanza.
- ▶ UH recorded slightly more field goals (110) than turnovers (94).

TWENTY GOOD MINUTES ...

- ▶ Houston put together one of its best first halves of the season against SMU (02/23), leading the Ponies 40-36 at the break.
- ▶ It was UH's first halftime lead in five games and the team's most points scored in a first half this season since scoring 51 on McNeese State on Nov. 25.
- ▶ UH shot 44.4 percent (16-for-36) from the field and went 5-for-5 from the charity stripe.
- ▶ Houston held SMU without a field goal for the final 1:40 of the half.
- ▶ McIntyre had 15 in the half, leading all players, after draining four triples. She also hit a driving floater as time expired.
- ▶ UH held a 21-19 edge on the boards and converted eight offensive rebounds into 11 second-chance points.

REVISITING THE PAST ...

- ▶ UTEP recently became the first C-USA program to appear in the AP Top 25 under the league's new membership.
- ▶ The No. 18/25 Miners also appear in the ESPN/USA Today Coaches Poll.
- ▶ Houston was the last ranked team in C-USA.
- ▶ The Cougars appeared at No. 22 in the Dec. 20, 2004, AP Poll, after finishing the 2003-04 campaign ranked No. 9.
- ▶ Houston's No. 9 ranking remains the highest by any C-USA member.
- ▶ During the 2003-04 campaign, the league had three teams (DePaul, Houston, TCU) to appear among the USA Today/Coaches Top 25 Poll six different weeks.

FIRST FIVE MINUTES A STRUGGLE FOR UH ...

- ▶ UH has struggled badly in the opening five minutes of games, shooting 80-for-221 (.361) with 80 turnovers (2.8 tpg).
- ▶ Houston's top opening minutes this year came at Memphis when the Cougars were 8-10 with two turnovers.
- ▶ UH's worst opening five minutes of the year came during a two-game span against Middle Tennessee and at Xavier where UH was 0-for-10 from the field with nine TOs.
- ▶ UH is 3-1 this year when shooting 60 percent or better in the first five minutes of games.

UH ADDS TWO DURING EARLY SIGNING PERIOD ...

- ▶ Roxana Button (Dallas, Texas/Coppell HS) and Deeva Vaughn (Albuquerque, N.M./Highland HS), both rising seniors in high school, have signed National Letters of Intent to join UH in the Fall of 2008.
- ▶ Button, a 5-9 guard, has been selected First-Team All-District 6-5A in each of the past two seasons. She is ranked among the top-30 players at her position in Texas.
- ▶ She averaged 15 points per game, four rebounds per game and six assists per game as a junior. Button has played on the varsity team at Coppell each of the previous three seasons.
- ▶ Vaughn is a 6-0 swing player who is a two-time Associated Press First-Team All-State honoree.
- ▶ She is a two-time First-Team All-Metro selection (2006, 2007) who averaged 24.0 ppg and 14.0 rpg. She is ranked as one of the top prep players in Albuquerque and in the State of New Mexico.

MCINTYRE EARNS SECOND ACADEMIC HONOR ...

- ▶ Twigg McIntyre was named to the Conference USA Women's Basketball All-Academic Team, the league office announced today.
- ▶ McIntyre, a senior guard who carries a 3.71 GPA in her exercise science major, was joined on the seven-member team by Kadie Riverin (Rice),

AROUND CONFERENCE USA

	Conference		Overall	
	W	L	W	L
UTEP ^%	16	0	25	2
SMU %	11	5	21	8
UAB %	10	6	14	15
<b>Houston %</b>	<b>9</b>	<b>7</b>	<b>15</b>	<b>15</b>
Southern Miss	8	8	17	12
Marshall	7	9	15	15
Memphis	7	9	10	19
East Carolina	7	9	13	16
Rice	6	10	13	17
Tulsa	6	10	10	19
Tulane	6	10	16	13
UCF	3	13	10	19

^ - CLINCHED REGULAR SEASON CHAMPIONSHIP; % - CLINCHED FIRST-ROUND BYE

UPCOMING GAMES

2008 C-USA CHAMPIONSHIP (Orlando, Fla.)

Thursday, 6

Game 1: Memphis vs. Tulsa	11 a.m.
Game 2: Marshall vs. Tulane	1:30 p.m.
Game 3: Southern Miss vs. UCF	4:30 p.m.
Game 4: East Carolina vs. Rice	7 p.m.

Friday, 7

Game 5: SMU vs. Winner Game 1	Noon
Game 6: UAB vs. Winner Game 2	2:30 p.m.
Game 7: Houston vs. Winner Game 3	5:30 p.m.
Game 8: UTEP vs. Winner Game 4	8 p.m.

Saturday, 8

Game 9: Semifinal 1 (CSTV)	2 p.m.
Game 10: Semifinal 2 (CSTV)	4:30 p.m.

Sunday, 9

Game 11: Championship (ESPN2)	2:30 p.m.
-------------------------------	-----------

C-USA PRESEASON COACHES POLL

1. Tulane (3)	126
2. UTEP (1)	109
3. East Carolina (2)	106
4. SMU (2)	103
5. UAB (1)	103
6. Rice (2)	88
7. <b>Houston (1)</b>	<b>86</b>
8. Southern Miss	73
9. Marshall	65
10. Tulsa	28
11. UCF	26
12. Memphis	23

PRESEASON ALL-C-USA TEAM

<b>Tye Jackson*</b> , Houston	G
Janielle Dodds, SMU	F
Jareica Hughes, UTEP	G
Diamond Rogers, UAB	F
Jasmine Young, East Carolina	G

\*-Preseason Player of the Year.

**POLLING DATA** (TEAMS IN BOLD ARE UH OPPONENTS)

**Associated Press Top-25**

• Released March 3, 2008

Rk.	Team	Record	Pts.
1.	Connecticut (40)	28-1	1235
2.	North Carolina (2)	27-2	1172
3.	Tennessee	27-2	1120
4.	Rutgers (8)	24-4	1103
5.	Maryland	29-2	1073
6.	Stanford	27-3	1010
7.	<b>LSU</b>	<b>25-4</b>	<b>987</b>
8.	Baylor	24-4	839
9.	Notre Dame	23-6	753
10.	California	24-5	720
11.	Oklahoma	21-6	709
12.	<b>Duke</b>	<b>21-8</b>	<b>601</b>
13.	George Washington	24-5	595
14.	West Virginia	23-5	589
15.	Utah	25-3	583
16.	Old Dominion	25-4	572
17.	Texas A&M	22-7	539
18.	<b>UTEP</b>	<b>25-2</b>	<b>367</b>
19.	Kansas State	20-8	363
20.	Oklahoma State	22-6	270
21.	Vanderbilt	22-7	247
22.	Ohio State	22-7	224
23.	Georgia	21-8	160
24.	Marist	28-2	128
25.	Virginia	22-8	117

**OTHERS RECEIVING VOTES:** Wyoming 53, Louisville 24, Pittsburgh 18, Arizona State 15, Hartford 12, Syracuse 9, DePaul 8, **Liberty** 8, Chattanooga 7, Iowa 7, Gonzaga 3, Michigan State 3, Boise State 2, Georgia Tech 2, Evansville 1, Illinois State 1, Montana 1,

**ESPN/USA Today Top-25**

• Released March 3, 2008

Rk.	Team	Record	Pts.
1.	Connecticut (30)	29-1	772
2.	North Carolina (1)	27-2	741
3.	Tennessee	27-2	702
4.	Maryland	29-2	668
5.	Rutgers	24-5	653
6.	<b>LSU</b>	<b>25-4</b>	<b>619</b>
7.	Stanford	27-3	617
8.	Baylor	24-4	531
9.	California	24-5	482
10.	Oklahoma	21-6	449
11.	<b>Duke</b>	<b>21-8</b>	<b>413</b>
12.	George Washington	24-5	373
13.	Old Dominion	25-4	356
14.	Utah	25-3	355
15.	Notre Dame	23-7	323
16.	Texas A&M	22-7	322
17.	Kansas State	20-8	310
18.	West Virginia	23-6	287
19.	Oklahoma State	22-6	187
20.	Marist	28-2	159
21.	Georgia	21-8	156
22.	Vanderbilt	22-7	137
23.	Ohio State	22-7	132
24.	<b>UTEP</b>	<b>25-2</b>	<b>123</b>
25.	Virginia	22-8	38

**OTHERS RECEIVING VOTES:** Wyoming 25, Hartford 19, DePaul 19, **Liberty** 19, Western Kentucky 16, Syracuse 13, Louisville 10, Pittsburgh 10, Wisconsin-Green Bay 10, **Middle Tennessee State** 6, **TCU** 6, Illinois State 5, Gonzaga 3, Nebraska 3, Arizona State 2, Iowa 2, Chattanooga 1, Temple 1,

Tara Watts (Rice), Janielle Dodds (SMU), Liz Biland (Southern Miss), Kendra Reed (Southern Miss) and Natasha Lacy (UTEP).

- ▶ McIntyre was named ESPN The Magazine First-Team All-District 6 earlier this month, the only honoree from C-USA.
- ▶ She is UH's leading scorer (15.3 ppg) and leads C-USA in free-throw percentage, knocking down 86.6 percent of her attempts.
- ▶ She also leads the league in three-pointers made per game (2.38) and won C-USA Player of the Week accolades twice.

**MCINTYRE NAMED ACADEMIC ALL-DISTRICT VI ...**

- ▶ Twigg McIntyre was named to the *ESPN The Magazine* Academic All-District VI Women's Basketball First Team, announced by the College Sports Information Directors of America (CoSIDA) Feb. 8.
- ▶ McIntyre, who carries a 3.71 GPA in her exercise science major, is joined on the District 6 first team by Ashley Paris (Oklahoma), Sarah Pfeifer (Arkansas), Danielle Green (Oklahoma State) and Maryann Abanobi (Texas-Arlington).
- ▶ She earned C-USA Player of the Week honors on Jan. 7 and Jan. 21 and was named an Honorable Mention Player of the Month for January by the WBCA.

**TRIPLE DOUBLE EARNS JACKSON C-USA WEEKLY AWARD ...**

- ▶ Tye Jackson was named the Conference USA Women's Basketball Player of the Week for the week ending Feb. 3.
- ▶ Jackson averaged almost a triple double over the weekend.
- ▶ Jackson tallied the fourth triple-double in Conference USA and Cougar history with 11 points, a career-best 16 rebounds and 12 assists in an 80-76 overtime win at UAB.
- ▶ The last UH player to tally a triple-double was Stacy Johnson against Ball State on Dec. 29, 1994.
- ▶ The other two players to net the honor were Arlene Brown (02/27/90) and Michelle Harris (12/04/93).
- ▶ Against Memphis, she recorded 11 points, seven assists and six rebounds.
- ▶ She recently became the third player in school history to surpass 1,000-career points with 300 career assists.

**JACKSON OVER 1,000 CAREER POINTS ...**

- ▶ Tye Jackson became the 18th player in program history to eclipse 1,000 career points against TCU (Dec. 21).
- ▶ Jackson tallied her first bucket of the night 3:36 into the game, sending her over the mark in only her 54th appearance.
- ▶ She has 1,193 points in her three-year UH career, ranking her eighth all-time behind Darla Simpson (1,282).
- ▶ The last UH player to pass 1,000 career points was Sancho Lyttle (2003-05) who finished her two-year career with 1,092 points.
- ▶ UH and Conference USA's all-time scoring leader is former standout Chandi Jones (2000-04) with 2,692 points.
- ▶ There are 11 active C-USA players over 1,000 career points and three more in reach of the mark this season.

**C-USA ACTIVE CAREER 1,000-POINT SCORERS**

Name	Cl.	School	Pts.
Janielle Dodds	Sr.	SMU	1,783
Crystal McFadden	Sr.	UAB	1,444
Kendra Reed	Jr.	Southern Miss	1,232
Jasmine Young	Jr.	East Carolina	1,204
<b>Tye Jackson</b>	<b>Sr.</b>	<b>Houston</b>	<b>1,193</b>
Izabela Piekarska	Sr.	UTEP	1,170
Kasia Krezel	Sr.	UTEP	1,122
Kadie Riverin	Sr.	Rice	1,102
Diamond Rogers	Sr.	UAB	1,086
LaCoya Terry	Jr.	East Carolina	1,080
Amber Eugene	Jr.	Southern Miss	1,028
Valeriya Berezhyńska	Sr.	Rice	1,025

**PUTTING THE STREAK TO BED ...**

- ▶ UH's recent eight-game winning streak was its longest in three years.
- ▶ The Cougars won four games each on the road and at home.
- ▶ Twigg McIntyre averaged 20.6 ppg, knocked down 26 of the team's 41 three-pointers, hit 43 of 45 free throws and was named C-USA Player of the Week twice.

- ▶ Courtney Taylor averaged a double-double, scoring 11.5 ppg and grabbing 10.6 rpg.
- ▶ Tye Jackson dished out 7.6 apg and grabbed 7.5 rpg.
- ▶ She also recorded the fourth triple-double in school and league history, earning C-USA POTW honors.
- ▶ Houston was +9.8 on the scoring margin, +3.0 in rebounding margin with a +0.6 turnover margin and an ATO ratio of 1.0.

**NOTING THE HOMESTAND ...**

- ▶ Houston closed out a recent long homestand 4-2.
- ▶ The homestand was UH's longest since playing nine-straight at Hofhienz Pavilion from 12/14/96-01/10/97.
- ▶ Two players, Twigg McIntyre (18.2) and Tye Jackson (12.2), averaged in double figures.
- ▶ Courtney Taylor averaged 9.0 rebounds per game.
- ▶ Jackson tallied 39 assists (6.5 apg).
- ▶ McIntyre was 35-of-37 from the free-throw line and made 29-straight attempts through five games.
- ▶ She shot a team-high 46.7 percent (28-60) from the field and knocked down 18 three pointers which was more than the rest of the Houston team made combined.

**CLOSING IN ON A RECORD PART II ...**

- ▶ Twigg McIntyre has achieved the second-best free-throw shooting percentage in school history.
- ▶ The senior guard, who is tied for the league lead and ranks 18th nationally has connected on 86.6 pct. (103-119) of her free throws.
- ▶ Jana Crosby (.913/84-92) set the all-time mark in 1989-90.
- ▶ Crosby (1988-90) also holds the career mark of .881 (170-193).
- ▶ McIntyre needs 31 free-throw attempts to be eligible for that record.
- ▶ McIntyre had a streak of 29-straight free throws made between Dec. 28 and Jan. 13.

**MCINTYRE EARNS SECOND C-USA WEEKLY HONOR ...**

- ▶ Twigg McIntyre was named the C-USA Women's Basketball Player of the Week for the second time in three weeks, the league office announced Jan. 21.
- ▶ McIntyre averaged 23.0 points per game and shot a solid .516 (16-of-31) from the field and .900 (9-of-10) from the free throw line.
- ▶ She also connected on five 3-pointers, dished out six assists and pocketed six steals while averaging 36 minutes per game.

**JACKSON APPEARS IN SLAM MAGAZINE ...**

- ▶ Tye Jackson is featured in the March 2008 issue of SLAM Magazine, available on newsstands nationwide.
- ▶ She is profiled in SLAM's 'In Your Face' section on page 25.

**WELCOME TO THE CLUB ...**

- ▶ With Twigg McIntyre's 30-point night against Cal State Bakersfield (11/13) she is the 17th UH player to tally 30-or more points in a game.
- ▶ She joins Tye Jackson as the only active members of the team in the 30-point club.
- ▶ Jackson has seven 30-plus point games to her credit.

**DOUBLE YOUR PLEASURE ...**

- ▶ Three UH players, Courtney Taylor, Cobilyn Hill and Tye Jackson, have tallied double-doubles this season.
- ▶ Taylor's eight are tied for fifth in C-USA this season.
- ▶ Jackson has 13 career double-doubles.

**JACKSON BATTLING THROUGH KNEE TROUBLE ...**

- ▶ All signs for Tye Jackson's shooting troubles point towards her brace-covered left knee.
- ▶ The knee, twice operated on, is being drained of fluid on a weekly basis.
- ▶ Jackson was fitted with a brace after missing both the McNeese State (11/25) and LSU (11/29) games due to chronic left knee inflammation.
- ▶ She is showing her toughness by averaging 32.9 minutes a game while essentially playing on one leg.
- ▶ The injury appears to have most effected her shooting, as she has fired at a 22.7 percent clip in league play (39-172) and is 14-for-58 (.241) from behind the three-point line.
- ▶ She has averaged 8.9 ppg thanks to a 41-56 (.732) effort from the

- ▶ Courtney Taylor averaged a double-double at 11.3 ppg and 10.1 rpg while shooting 45.6 percent from the field.
- ▶ Tye Jackson averaged 10.7 ppg, 6.4 rpg and had an assist/turnover ratio of 2.04.

**THE BLOCK PARTY ...**

- ▶ Houston has 126 blocks in 2007-08 with 65 of those belonging to freshman Cobilyn Hill.
- ▶ Last season, UH tallied only 53 blocks in 28 games, the fewest for a UH team since the 1998-99 season (45).
- ▶ The Cougars rank fourth in Conference USA and 62nd nationally with an average of over four blocks per game (4.2).
- ▶ Hill's 65 stuff is UH's top single-season total since Carla Fountain also blocked 65 shots in 1987-88.
- ▶ She stuffed a career-best seven shots at Cal State Bakersfield (11/13) and has three or more blocks in four games this year.

**LONGTIME RIVALS ...**

- ▶ Two of UH's seven longest-running series come against league foes Rice and SMU.
- ▶ The Cougars have seven all-time series where UH has met an opponent 30 or more times.
- ▶ UH leads in five of those seven series and has played or will play four of those teams this season.

OPP.	MTGS.	FIRST MTG.	SERIES
Texas	54	1976	UT, 51-3
Texas A&M	53	1976	UH, 32-21
Rice	48	1976	UH, 41-7
Texas Tech	47	1977	Tech, 33-14
Baylor	46	1976	UH, 33-13
SMU	38	1981	UH, 24-14
TCU	30	1983	UH, 22-9

**Z MAKES AN APPERANCE ...**

- ▶ Junior swing guard Zane Jakobson made her UH debut against TCU on Dec. 21.
- ▶ Jakobson, a transfer from Trinity Valley CC, became eligible at the end of UH's Fall semester.
- ▶ She has averaged six minutes a game off the bench and has chipped in 2.3 points per game.

**BIG TIME COBI ...**

- ▶ Freshman Cobilyn Hill put together a dominant performance in the paint against Akron on Dec. 16.
- ▶ The 6-3 center had her first-career double-double and set career bests with 23 points and 13 rebounds.
- ▶ Eight of her rebounds came on the offensive glass and she also added a blocked shot.
- ▶ During UH's second-half 14-2 run, Hill tallied eight of those 15 points on layups inside.
- ▶ Forty-two of UH's 76 points came in the paint and the Cougars scored 19 second-chance points off 20 offensive rebounds.

**JACKSON NAMED TO NAISMITH WATCH LIST ...**

- ▶ Tye Jackson was among 50 players named to the initial watch list for the 2007-08 Naismith Trophy presented by AT&T, the Atlanta Tipoff Club announced on Dec. 18.
- ▶ Jackson is the lone C-USA player to be named a candidate.
- ▶ The Naismith Trophy is the most prestigious national award presented annually to college basketball's players of the year.

**JACKSON ALSO A CANDIDATE FOR LOWE'S AWARD ...**

- ▶ Tye Jackson was one of 30 senior male and female college basketball players named as official candidates for the 2007-08 Lowe's Senior CLASS Award on Dec. 4.
- ▶ She is the only C-USA player to appear on the watch list.
- ▶ The award – presented annually to the NCAA Division I Student-Athlete of the Year in eight sports – focuses on the "Four C's" of classroom, character, community and competition.

**COOGS SNAP ROAD LOSING SKID...**

- ▶ With its 66-63 win over Texas Tech on Dec. 4, UH snapped a number of ongoing losing streaks.
- ▶ Houston won its first road game since February 2006, snapping a streak of 16-straight road losses.
- ▶ It was the Cougars first win in Lubbock since Feb. 9, 1985. Assistant coach DeJuena Chizer was a member of the UH squad that knocked off Tech in 1985.
- ▶ Several members of the current roster had not been born yet.
- ▶ Texas Tech had won the previous 16 meetings in the series.
- ▶ The last time the Cougars beat a Big 12 team was Dec. 30, 2003, a 46-40 road win over Texas A&M.

**FROM WAY DOWNTOWN ...**

- ▶ Twigg McIntyre and Tye Jackson have combined for a 109-for-321 (.339) effort from behind the three-point line this season.
- ▶ The rest of the UH squad has made 44 threes this year out of 191 attempts (.230).
- ▶ If you add in Zane Jakobson, Brittney Scott and Alona Obaze's 30 triples, those five players have combined for 139 threes which is more triples made than five C-USA schools (Tulane/129, Tulsa/126, Marshall/123, Rice/112 and UCF/105).
- ▶ UH ranks fourth in C-USA, averaging 5.1 threes per game.

**LINEUPS GALORE ...**

- ▶ UH has used 11 lineup combinations in 30 games this season.
- ▶ The most consistent group has been McIntyre, Jackson, James, Taylor and Hill (9-3).

McIntyre, Jackson, James, Meyers, Hill	1-1
Johnson, McIntyre, Jackson, Joseph, Hill	0-1
McIntyre, Jackson, James, Mason, Meyers	0-1
Johnson, McIntyre, Jackson, Taylor, Hill	3-1
Johnson, McIntyre, Meyers, Taylor, Hill	0-1
Johnson, Obaze, James, Taylor, Meyers	1-0
Johnson, McIntyre, Obaze, Taylor, Hill	0-1
Johnson, McIntyre, Jackson, Meyers, Hill	0-1
McIntyre, Jackson, James, Taylor, Hill	9-3
McIntyre, Obaze, Jackson, Taylor, Hill	1-1
McIntyre, Obaze, Jackson, Taylor, Meyers	0-2

**TAKING CARE OF THE BALL ...**

- ▶ If UH has an Achilles heel, it is proving to be turnovers.
- ▶ UH has given the ball away 554 times, its most since tallying 582 TOs in 2001-02, or an average of 18.5 turnovers per game.
- ▶ Opponents have taken advantage, converting those giveaways into 527 points.
- ▶ UH had a season-low eight turnovers at Xavier (11/23).

**THE PAINT ... THE BOARDS ...**

- ▶ Houston has shown some inside game this season, moving to an 898-782 points in the paint advantage this season.
- ▶ UH has tallied 20-or more inside points in all but four games this season, with a season-best 44 against Cal State Bakersfield.
- ▶ The Cougars are also outrebounding teams 453-429 on the offensive glass and rank fourth in Conference USA in the category.
- ▶ Overall, UH holds a 839-827 advantage on the total rebounding margin and rank fifth in C-USA (+1.2).

**SPEED KILLS ...**

- ▶ The 2007-08 Cougars will never be accused of is being slow.
- ▶ Ryan Meyers, Whitney James, Jasmine Johnson, Brittney Mason, Megan Morton and Brittney Scott all have track and field backgrounds.
- ▶ Johnson and Mason both won State Championships in 2007, Johnson in the 400 meters in Nebraska and Mason in the Texas 5A 300-Meter Hurdles.

**NEW FACES ...**

- ▶ Houston welcomed seven newcomers this year, including six high school players. Joining the Cougars is Cobilyn Hill (Houston, Texas/Aldine Eisenhower HS), Zane Jakobson (Riga, Latvia/Trinity Valley CC), Jasmine Johnson (Omaha, Neb./Omaha Central HS), Brittany Mason

**SITUATIONAL RECORD**

Overall	15-15
vs. C-USA teams	9-7
vs. Non-Conference foes	6-8
At home	8-6
On the road	6-8
At neutral sites	1-1
In overtime	2-0
In double overtime	0-0
vs. Ranked Teams	0-3
In games decided by 3 points or less	3-1
In games decided by 4-5 points	3-4
In games decided by 6-10 points	4-2
In games decided by 11-19 points	4-4
In games decided by 20-plus points	1-4
UH scores 80-89 points	3-1
UH scores 70-79 points	9-3
UH scores 60-69 points	3-5
UH scores 50-59 points	0-3
UH scores less than 50 points	0-3
Opponent scores 90-plus points	0-1
Opponent scores 80-89 points	0-4
Opponent scores 70-79 points	2-6
Opponent scores 60-69 points	9-3
Opponent scores 50-59 points	3-1
Opponent scores less than 50 points	1-0

**Houston Streaks...**

Current streak	Lost 1
Homecourt streak	Lost 1
Road streak	Lost 4
Neutral court streak	Won 1
Last 5 games	1-4
Last 10 games	4-6

**Houston By Month...**

November	2-6
December	3-2
January	6-1
February	4-5
March	0-1

**Houston By Day Of The Week...**

Sunday	4-1
Monday	0-1
Tuesday	1-1
Wednesday	1-0
Thursday	3-4
Friday	4-3
Saturday	2-5

**C-USA CHAMPIONSHIP RECORDS**

Individual	
Points	43, Tye Jackson, vs. Marshall (03/01/07)
3-Point Field Goals	7, Sha'Ratta Hawkins, vs. Rice (03/03/06)
Free Throws Made	18, Tye Jackson, vs. Marshall (03/01/07)
Free Throw Attempts	23, Tye Jackson, vs. Marshall (03/01/07)
Scoring Average	30.0, Tye Jackson (2), 2007

Team	
Steals	63 (3), 2004

**CHAMPIONSHIP GAME RECORDS**

Team	
Free Throws Made	28, 2004
Free Throw Attempts	36, 2004

Individual	
3-Point Field Goal Percentage	.833 (5-6), Chandi Jones, 2004

**C-USA CHAMPIONSHIP HISTORY**

ALL-TIME RECORD: 9-9

SINCE 2006: 2-2

C-USA CHAMPIONSHIPS: 1 (2004)

ALL-TIME RECORD IN ORLANDO: 1-1

- ▶ The Cougars are 9-9 all-time in C-USA Championship play.
- ▶ UH's lone tournament championship came in 2004, when the Cougars earned the No. 1 seed. They knocked off former league member TCU, 86-75, in the championship game.
- ▶ The Cougars have advanced to the semifinal round four times, most recently in 2005, and the championship game once.
- ▶ Houston has never entered the championship as a No. 4 seed.
- ▶ In 11 C-USA Championships, The No. 3 seed has been the most successful, earning four titles. The No. 2 seed has won three times, the No. 1 seed twice and the No. 4 and No. 5 have each won once.
- ▶ The No. 4 seed has appeared in the championship game three times, most recently in 2007 (Rice). TCU won the championship in 2005 as the No. 4, knocking off No. 2 Louisville.
- ▶ Overall, the No. 4 seed is 10-11 in championship play.
- ▶ This is UH's fifth first-round bye since joining C-USA during the 1996-97 season. The Cougars also earned byes in 2001 (No. 3), 2002 (No. 2), 2004 (No. 1) and 2005 (No. 3).
- ▶ This is the first C-USA Championship to be contested in the state of Florida.
- ▶ Houston is 1-0 all-time in New UCF Arena.

**UH IN THE C-USA CHAMPIONSHIP YEAR-BY-YEAR**

**1997 (0-1) • Alumni Hall (Chicago, Ill.)**

- ▶ No. 12 Houston 75, No. 5 DePaul 100

**1998 (0-1) • Louisville Gardens (Louisville, Ky.)**

- ▶ No. 12 Houston 57, No. 5 Cincinnati 62

**1999 (0-1) • Fogelman Arena (New Orleans, La.)**

- ▶ No. 12 Houston 60, No. 5 Memphis 75

**2000 (0-1) • Freedom Hall (Louisville, Ky.)**

- ▶ No. 10 Houston 59, No. 7 Cincinnati 65

**2001 (1-1) • U.S. Cellular Arena (Milwaukee, Wis.)**

- ▶ No. 3 Houston 80, No. 6 Memphis 74
- ▶ No. 3 Houston 74, No. 2 Tulane 78

**2002 (1-1) • DePaul Athletic Center (Chicago, Ill.)**

- ▶ No. 2 Houston 68, No. 7 Charlotte 65
- ▶ No. 2 Houston 74, No. 3 Cincinnati 78

**2003 (0-1) • The Pyramid (Memphis, Tenn.)**

- ▶ No. 10 Houston 69, No. 7 Southern Miss 71

**2004 (3-0) • Daniel-Meyer Coliseum (Fort Worth, Texas)**

**CONFERENCE USA CHAMPIONS**

- ▶ No. 1 Houston 84, No. 9 Cincinnati 67
- ▶ No. 1 Houston 67, No. 5 Marquette 59
- ▶ No. 1 Houston 86, No. 2 TCU 75

**2005 (1-1) • Dale F. Halton Arena (Charlotte, N.C.)**

- ▶ No. 3 Houston 75, No. 6 Charlotte 73 (OT)
- ▶ No. 3 Houston 48, No. 2 Louisville 54

**2006 (1-1) • Moody Coliseum (Dallas, Texas)**

- ▶ No. 7 Houston 57, No. 10 UTEP 40
- ▶ No. 7 Houston 64, No. 2 Rice 79

**2007 (1-1) • Reynolds Center (Tulsa, Okla.)**

- ▶ No. 9 Houston 71, No. 7 Marshall 58
- ▶ No. 9 Houston 55, No. 1 Tulane 62

(Houston, Texas/ LaPorte HS), Megan Morton (Winnsboro, Texas/ Winnsboro HS), Brittney Scott (Orange, Texas/West Orange Stark HS) and Courtney Taylor (Crockett, Texas/Crockett HS).

**MEYERS IS BACK & BETTER THAN EVER ...**

- ▶ Ryan Meyers returned to the lineup in the season opener on Nov. 7, showing no adverse effects from the hand injury limited her to just nine games last year.
- ▶ She played 29 minutes, scoring 14 points and grabbing seven boards. She also added three assists, two steals and a block.
- ▶ Meyers was injured against USC (12/16/06) and missed the rest of the 06-07 season.
- ▶ At the time of her injury she was C-USA's leading rebounder and ranked in the top-15 nationally.
- ▶ She finished the season with a 9.9 rpg average and was on pace to pull down 300 boards, which would have ranked second all-time in the UH record books.
- ▶ This season, she has played in all 30 games, making nine starts and averages 20.4 mpg, 5.6 ppg and 4.7 rpg.

**FIT TO BE TYE-D ...**

- ▶ Jackson tied a school record with her 43-point performance in UH's win over Marshall in the opening round of the C-USA Championship on March 1, 2007.
- ▶ Pat Luckey (1993-96) also accomplished the feat on Jan. 13, 1996 against Rice.
- ▶ Jackson's effort tied for second nationally last year with Paris, trailing only Drexel's Gabriela Marginean, who tallied 47 points against Northeastern on Feb. 22.
- ▶ It also set a single-game league championship record.

**TWIGGY ... 587 DAYS LATER ...**

- ▶ Twigg McIntyre was well rested when she took the court for the Cougars in the season opener against TSU (11/07).
- ▶ The senior guard played 35 minutes in the opener ending a streak of 587 days between competitive games.
- ▶ She finished with nine points, six boards, five steals and four assists.
- ▶ In her last appearance for Kansas State, McIntyre scored 16 points in the Wildcats' 77-65 win over Marquette on March 31, 2006 in the WNIT Championship Game.

**ONLINE/TELEVISION CHAMPIONSHIP COVERAGE ...**

- ▶ Conference USA will offer live online streaming video of 10 C-USA Women's Basketball Championship games from UCF Arena in Orlando, Fla.
- ▶ The championship game will not be available online, but will be televised nationally on ESPN2.
- ▶ Each game will be available on a pay-per-view basis for a one-time payment of \$9.95. To purchase pay-per-view games, visit <http://www.cstv.com/cstvppv>.
- ▶ All 10 games are available by purchasing a subscription to CSTV XXL. For more information on CSTV XXL and how to order, go to [www.cstv.com/xxl](http://www.cstv.com/xxl).
- ▶ If you are a current Annual subscriber to CSTV XXL, you will be able to access ALL 10 games as part of your subscription, PLUS audio/video coverage from other conference tournaments.
- ▶ If you are a current Annual subscriber to a C-USA school's All-Access package, you will receive all of that team's C-USA Championship games for FREE as part of your Annual package. Current subscribers can just log in with your normal account and begin watching the game. Please note that Monthly subscribers will have to purchase the pay-per-view.
- ▶ Annual subscriptions to a C-USA school's All-Access are for a 12-month period. Fans who wish to purchase an Annual subscription to a C-USA school's All-Access can do so by visiting the official athletics website and clicking on the All-Access graphic link.
- ▶ Free Gametracker live stat tracking will also be available for every game. Highlights for each game will also be featured on [conferenceusa.com](http://conferenceusa.com). For full tournament coverage, go to C-USA Championship Central
- ▶ The semifinals of the women's basketball championship will be televised by CSTV on Saturday, March 8 at 3 p.m. and 5:30 p.m. Eastern.
- ▶ CSTV is Channel 610 on DirecTV and Channel 152 on Dish Network.
- ▶ The championship final will be televised by ESPN2 on Sunday, March 9 at 3:30 p.m. Eastern.
- ▶ ESPN2 is Channel 209 on DirecTV and Channel 144 on Dish Network.

**DANNY HUGHES/JOE CURL PRIMER**



**WHO IS DANNY HUGHES? ...**

- ▶ Interim head coach Danny Hughes is in his third year at Houston, serving as the program's recruiting coordinator.
- ▶ Prior to joining the Cougars, he spent five years as associate head coach for the men's program at Trinity Valley CC.
- ▶ It was the third stint at TVCC for Hughes, who started his playing career there and worked as an assistant for a season.
- ▶ From 1992 -2000, Hughes served as athletic director and men's basketball coach at Cross Roads High School in his hometown of Malakoff, Texas.
- ▶ Hughes began his coaching career at Sam Houston State University as a graduate assistant from 1990-91.
- ▶ A former standout player at TCU, Hughes was one of the most prolific three-point shooters in school history.
- ▶ In two seasons (1987-89), Hughes averaged .450 (108-240) from behind the arc, a mark that ranks third on the Horned Frogs career lists.
- ▶ His single-season best of .452 (70-155), during the 1988-89 campaign, ranks second on TCU's single-season chart.
- ▶ The two-year starter at shooting guard was a two-time winner of the Jim Killingsworth MVP award.



**UPDATING JC'S CONDITION ...**

- ▶ Head coach Joe Curl, in his 10th season with the Cougars, suffered a heart attack after returning from a recruiting trip on Oct. 27.
- ▶ Curl underwent successful double-bypass surgery on Nov. 2 at Methodist Hospital in Houston.
- ▶ He had a pacemaker implanted on Nov. 20 and was released from the hospital on Nov. 29 after 33 days.
- ▶ He will not return to the sidelines this season, but made his first appearance at Hofheinz Pavilion prior to the East Carolina game.
- ▶ Curl made an appearance on the floor during warmups and watched the game in the locker room.
- ▶ His top assistant, Danny Hughes, was named the interim head coach.
- ▶ Curl has a career mark of 143-126. He has coached in 269 games at Houston, ranking second all-time to Dot Woodfin (279).
- ▶ In 17 years, he has 279 career wins, ranking him fourth among active coaches in Conference USA.
- ▶ He is the only coach in program history to win a conference title and lead his team to back-to-back NCAA Tournaments.



**2008 C-USA WOMEN'S BASKETBALL CHAMPIONSHIP INFORMATION**

• March 6-9 (Thursday-Sunday) All Times Central •

**Thursday March 6**

- Game 1 • 11:00 a.m.
- Game 2 • 1:30 p.m.
- Game 3 • 4:30 p.m.
- Game 4 • 7:00 p.m.

**Friday March 7**

- Game 5 • 11:00 a.m.
- Game 6 • 1:30 p.m.
- Game 7 • 4:30 p.m.
- Game 8 • 7:00 p.m.

**Saturday March 8**

- Game 9 • 2:00 p.m. - Semifinal 1(CSTV)
- Game 10 • 4:30 p.m. - Semifinal 2 (CSTV)

**Sunday March 9**

- Game 11 • 2:30 p.m. - Championship (ESPN2)

**WHERE**

- ▶ New UCF Arena, Orlando Florida

**MEDIA CONTACTS**

- ▶ Debbie Davis, C-USA • 214-802-8979 • ddavis@c-usa.org
- ▶ Joe Hornstein, UCF • 407-823-2729 • joehorn@athletics.ucf.edu
- ▶ Ryan Koslen, Houston • 713-598-8666 • rkoslen@uh.edu

**PRESS ROW NUMBER: 407-823-2477**

**MEDIA WORK ROOM FAX: 407-823-4235**

**TICKETS**

- ▶ All Session Tickets are on sale now through each C-USA Ticket Offices. Tickets may also be purchase
- ▶ online at UCF's host website at [www.ucfathletics.com](http://www.ucfathletics.com).
- ▶ General Admission
- ▶ All Session (Adults): \$50.00 Single Session (Adults): \$10.00
- ▶ All Session (Youth): \$40.00 Single Session (Youth): \$7.00
- ▶ Students from any C-USA institution will receive FREE admission with proper identification.

**TELEVISION COVERAGE**

- ▶ March 8: Semifinals will be televised by CSTV (PxP: Ann Schatz, Color: Tammy Blackburn)
- ▶ March 9: Championship game will be carried on ESPN2 (PxP: Pam Ward, Color: Brenda VanLengen)

**CHAMPIONSHIP RESULTS**

- ▶ Game-by-Game recaps, box scores, complete books, quotes and notes will be available <http://conferenceusa.cstv.com/championships/08-w-baskbl-championship.html>

**TRACKING CHAMPIONSHIP RESULTS**

- ▶ Game Tracker • Free at <http://conferenceusa.cstv.com/championships/08-w-baskbl-championship.html>
- ▶ Live Streaming is available free to viewers with an annual subscription to any C-USA member's All-Access product.
- ▶ Non-subscribers can access the video with CSTV Pay-Per-View for a fee of \$9.95 per game or \$79.95 for **THEIR TEAM's** games and \$119.95 for **ALL** tournament games, except the championship game.

**C-USA WOMEN'S BASKETBALL PRIMER**

**2007-08 TEAMS (12)**

- ▶ East Carolina, Houston, Marshall, Memphis, Rice, SMU, Southern Miss, Tulane, Tulsa, UAB, UCF, UTEP

**DIVISIONS**

- ▶ One

**SCHEDULING FORMAT**

- ▶ 16 conference games. Each school will play a single game (home or away) against all of the other 11 teams and five "mirror" games.

**2008 CHAMPIONSHIP**

- ▶ March 6-9, Orlando, Fla.

**CHAMPIONSHIP FORMAT**

- ▶ Each team qualifies for the tournament. The top four seeds earn first round byes.

**REG. SEASON AWARDS**

- ▶ Player of the Week. Chosen by the conference office.

**POSTSEASON AWARDS**

- ▶ Player of the Year, Sixth Player of the Year, Defensive Player of the Year, Freshman of the Year, Newcomer of the Year, Three All-Conference Teams, All-Defensive Team and All-Freshman Team.
- ▶ Chosen by each head coach, each Basketball SID and one media member per league city.
- ▶ Announced prior to championship.
- ▶ The coaches votes are weighted three points, while the media and SIDs are worth one point each.
- ▶ In addition there will be an All-Academic Team selected by the SIDs.

**CHAMPIONSHIP AWARDS**

- ▶ All-Tournament Team (five players) and Tournament MVP, as selected by the media covering the tournament.
- ▶ The first and second place teams will receive trophies.



GAME 1 • Nov. 9, 2007 • Hofheinz Pavilion • Houston, Texas

	<b>Texas Southern</b>	<b>58</b>
	<b>Houston</b>	<b>76</b>

**HOUSTON** - The University of Houston women's basketball team got the 2007-08 campaign started with a 76-58 win over Texas Southern, Friday on Guy V. Lewis Court at Hofheinz Pavilion.

Houston (1-0) moved its all-time record to 25-8 in season openers and earned its eighth-straight win over TSU (0-1).

The Cougars found themselves in a fight early in the second half as TSU came out and took a 40-39 lead with 15:39 to go, erasing UH's three-point halftime advantage.

The teams traded buckets over the next two minutes and a turnaround jumper by Tye Jackson with 13:36 left started a 7:57, 27-7 run that put the game away for the Cougars.

During that span, Houston held Texas Southern to just three field goals. TSU made only eight field goals in the second half and shot 32.1 percent (18-for-56) for the game.

The Cougars won the game in transition with 16 steals that were converted into 12 fast-break points. It was UH's most steals in a game since Feb. 3, 2006, a 75-62 win over Rice.

Jackson finished with 18, leading all players. The 2007 Conference USA Preseason Player of the Year has scored in double-figures in 24-consecutive games and played in a season opener for the first time in her UH career.

Whitney James finished with 12 points and four rebounds.

Ryan Meyers showed no rust from her long layoff tallying 14 points and seven rebounds. Meyers missed all but the first nine games of the 2006-07 season due to injury.

Also coming off a long layoff, 587 days to be exact, was Twiggy McIntyre. McIntyre, a senior transfer, last played on March 31, 2006 in the WNIT Championship game while with KState. She finished with nine points, six rebounds, five steals and four assists.

Courtney Taylor pulled down a game-high eight rebounds in her Houston debut.

Jamelah Lewis and Camille Parks both found double figures for the Tigers, finishing with 18 and 11 points, respectively.

UH led 33-30 at the break despite shooting 31.3 (10-for-32) in the first half. The Cougars trailed by as many as seven with five minutes to go, but an 8-1 run to close the half gave UH the three-point halftime advantage.

Houston (1-0)												
Min	FG	3FG	FT	R	F	A	TO	B	S	TP		
Meyers*	29	2-7	0-0	8-8	7	2	3	2	1	2	14	
James*	22	5-10	1-1	1-3	4	3	0	0	0	0	12	
Hill*	9	0-1	0-0	2-6	3	2	1	1	2	0	2	
Jackson*	27	7-20	2-8	2-6	2	2	2	0	0	5	18	
McIntyre*	34	3-9	1-6	2-2	6	2	4	5	0	5	9	
Morton	4	0-1	0-0	1-2	1	0	1	1	0	0	1	
Mason	11	0-2	0-0	0-0	5	3	0	1	1	1	0	
Scott	8	0-2	0-0	1-2	2	2	0	0	0	0	1	
Joseph	13	3-8	0-0	0-0	5	1	0	1	0	1	6	
Taylor	16	0-5	0-0	1-2	8	0	1	2	0	0	1	
Obaze	19	1-2	1-2	0-0	1	4	3	1	0	1	3	
Johnson	8	4-4	1-1	0-0	2	0	0	2	0	1	9	
Team					5							
<b>Totals</b>	<b>200</b>	<b>26-71</b>	<b>6-18</b>	<b>18-31</b>	<b>51</b>	<b>21</b>	<b>15</b>	<b>17</b>	<b>4</b>	<b>16</b>	<b>76</b>	

Texas Southern (0-1)												
Min	FG	3FG	FT	R	F	A	TO	B	S	TP		
Justice*	18	3-11	0-0	1-3	4	4	0	1	0	1	7	
Riles*	33	1-5	1-2	3-4	4	5	3	8	0	1	6	
Brown*	25	1-8	1-4	0-0	7	4	0	2	3	0	3	
Parks*	25	2-7	1-3	6-9	4	4	1	6	0	0	11	
Lewis*	39	6-12	4-5	2-2	7	0	1	2	1	2	18	
Gorman	22	0-2	0-1	0-1	2	5	2	2	0	0	0	
Norwood	11	2-5	0-0	0-0	4	2	1	1	1	1	4	
Vann	27	3-6	1-4	2-2	7	1	3	2	6	0	9	
Team					5							
<b>Totals</b>	<b>200</b>	<b>18-56</b>	<b>8-19</b>	<b>14-21</b>	<b>44</b>	<b>25</b>	<b>11</b>	<b>24</b>	<b>11</b>	<b>5</b>	<b>58</b>	

Halftime: Houston 33, TSU 30. FG%: Houston 36.6, TSU 32.1.  
 3FG%: TSU 42.1, Houston 33.3. FT%: TSU 66.7, Houston 58.1.  
 Officials: Jeff Caudle, Jacob Tingle, Bob Haak.  
 Technicals: None.  
 Att.: 506

GAME 2 • Nov. 13, 2007 • Icardo Center • Bakersfield, Calif.

	<b>Houston</b>	<b>83</b>
	<b>Cal State Bakersfield</b>	<b>95</b>

**BAKERSFIELD, Calif.** - Twiggy McIntyre scored a career-high 30 points, but it was not enough as The University of Houston women's basketball team committed 28 turnovers in a 95-83 loss to Cal State Bakersfield, Tuesday at the Icardo Center.

McIntyre was 12-for-20 from the field and 5-for-5 from the line. She also added five assists. She eclipsed her previous career best of 22 points, set against Colorado while she played at Kansas State.

The Cougars (1-1) trailed by as many as 21 in the second half, but cut the deficit to five with 3:08 to go. UH turned it over on two of its next three possessions and CSUB (2-0) ran the lead back to 11 and went on for the 16-point win, the team's 17th straight victory.

Houston climbed back in the game on the strength of a 30-14 run that spanned 9:41. UH could not overcome its 28 turnovers and a 4-for-17 effort (.235) from behind the three-point line.

UH's turnovers were converted into 32 points for the Roadrunners. The Cougars outrebounded CSUB 50-33, including a 21-14 edge on the offensive glass. Houston turned those 21 offensive boards into 14 second-chance points.

Houston used the fast break to its advantage for the second-straight game, scoring 18 points in transition. Through two games, the Cougars have 30 fast-break points, a feat which took them eight games to achieve last season.

Cobilyn Hill set career highs with seven blocks and nine rebounds. The last time a Houston player had seven or more blocks in a game was Jan. 17, 1990 when Darla Simpson finished with eight stuffs against Baylor.

Tye Jackson closed the night with 15 points and five assists, the only other UH player to finish in double digits.

Kelley Tarver finished with a team-high 27 points for CSUB. Krista Arase added 17, Naomi Johnson finished with 15 while Christine Kepenekian finished with 14 points and a game-high 11 rebounds.

The Roadrunners led 54-38 at the half after knocking down eight first-half three pointers, with three coming from Tarver. CSUB started 4-for-4 from behind the line and ended the half 8-for-12 (.667) from distance.


The Cougars led by five early, but costly turnovers let CSUB back in the game. Jackson sunk a jumper at the 14:52 mark giving UH a 16-15 advantage, the last lead for the Cougars on the night. The Cougars were outscored 39-22 for the rest of the half.

Houston (1-1)												
Min	FG	3FG	FT	R	F	A	TO	B	S	TP		
Meyers*	29	3-6	0-0	2-2	8	2	2	5	1	3	8	
James*	17	0-1	0-0	2-2	4	1	1	0	0	0	2	
Hill*	21	2-5	0-0	4-4	9	1	0	2	7	0	8	
Jackson*	32	6-19	2-6	1-2	3	5	5	8	1	1	15	
McIntyre*	37	12-20	1-6	5-5	5	3	5	7	0	1	30	
Mason	4	0-1	0-0	0-0	3	2	0	1	0	0	0	
Scott	3	0-1	0-1	0-0	0	1	1	0	0	0	0	
Joseph	7	3-4	0-0	0-1	3	4	0	0	0	0	6	
Taylor	10	0-1	0-0	1-2	3	4	2	3	1	1	1	
Obaze	25	2-5	0-3	0-0	7	2	3	2	0	0	4	
Johnson	15	3-6	1-1	2-2	2	1	0	2	0	1	9	
Team					3							
<b>Totals</b>	<b>200</b>	<b>31-69</b>	<b>4-17</b>	<b>17-20</b>	<b>50</b>	<b>24</b>	<b>17</b>	<b>28</b>	<b>10</b>	<b>7</b>	<b>83</b>	

Cal State Bakersfield (2-0)												
Min	FG	3FG	FT	R	F	A	TO	B	S	TP		
West*	22	1-7	0-0	1-2	4	3	0	2	0	1	3	
Kepenekian*	30	5-10	1-4	3-4	11	1	2	3	0	4	11	
Johnson*	31	6-11	0-1	3-4	3	4	2	3	1	1	15	
Tarver*	35	7-13	4-5	9-10	1	4	3	2	0	3	27	
Arase*	30	5-9	2-3	5-6	2	3	4	4	1	6	17	
Belt	24	4-11	2-4	0-1	4	1	0	0	0	2	10	
Leon	14	1-1	0-0	1-1	3	2	0	3	0	0	3	
Carter	14	2-8	0-0	2-3	1	2	0	0	1	0	6	
Team					4							
<b>Totals</b>	<b>200</b>	<b>31-70</b>	<b>9-17</b>	<b>24-31</b>	<b>33</b>	<b>20</b>	<b>11</b>	<b>17</b>	<b>3</b>	<b>17</b>	<b>95</b>	

Halftime: CSUB 54, Houston 38. FG%: Houston 44.9, CSUB 44.3.  
 3FG%: CSUB 59.9, Houston 23.5. FT%: Houston 85.0, CSUB 77.4.  
 Officials: Eric Kutas, Richard Waters, Gina Jojola.  
 Technicals: Houston: Team, Cal State Bakersfield: None.  
 Att.: 422

GAME 3 • Nov. 15, 2007 • Mott Gym • San Luis Obispo, Calif.

	<b>Houston</b>	<b>48</b>
	<b>Cal Poly</b>	<b>53</b>

**SAN LUIS OBISPO, Calif.** - A poor shooting night doomed the University of Houston women's basketball team to a 53-48 loss to Cal Poly at Mott Gym.

Houston (1-2) shot 22.8 percent (13-for-57) from the field tonight and 3-for-15 (.200) from behind the arc. The Cougars also had 24 turnovers and only three blocks.

Cal Poly (2-1) won its second-straight game behind a game-high 17 points from Lisa McBride and 14 from Megan Harrison.

The Cougars took a 42-39 lead with 7:13 left after Cobilyn Hill scored a pair of free throws and Twiggy McIntyre sunk a jumper from the free-throw line.

That would be the last field goal on the night for the Cougars as they went the final 7:13 with only six points coming off free throws. A three by the Mustangs' Ashlee Stewart with 5:31 left put the game away.

Houston trailed 28-22 at the break after a cold-shooting first half. Tye Jackson downed a jumper in the first minute of the game and the Cougars would not knock down a field goal for the next 8:38 seconds, enabling Cal Poly to take a 12-6 lead.

UH's freshmen led a 16-7 run that pulled the lead down to three, 20-17, after a triple by Megan Morton at the 3:41 mark. During that span, UH had four freshmen on the floor, along with Jackson.

The Cougars made one field goal in the final 3:30 of the half and trailed by six heading into the locker room.


Morton finished with a career-best 11 points in 19 minutes. McIntyre also finished with 11, the only two Houston players in double figures. Jackson added eight points and eight rebounds, snapping a 24-game streak scoring in double figures.

Brittany Mason played a career-high 26 minutes and responded with nine rebounds and two assists.

Houston (1-2)												
Min	FG	3FG	FT	R	F	A	TO	B	S	TP		
Joseph*	9	0-1	0-0	1-2	3	0	0	1	0	0	1	
Hill*	22	0-4	0-0	5-6	7	2	0	2	1	1	5	
Jackson*	29	3-18	0-3	2-4	8	4	2	5	1	1	8	
McIntyre*	34	4-11	2-6	1-3	5	1	1	4	0	1	11	
Johnson*	18	0-1	0-0	0-0	5	0	1	3	0	1	0	
Morton	19	2-7	1-5	6-6	2	2	0	2	0	1	11	
Mason	26	2-5	0-0	2-3	9	5	2	0	1	1	6	
Scott	3	0-2	0-1	0-0	0	1	0	1	0	0	0	
Meyers	13	0-3	0-0	1-1	5	2	0	3	0	0	0	
Obaze	11	0-0	0-0	0-0	1	0	0	2	0	1	0	
Bradley	1	0-1	0-0	0-0	0	0	0	0	0	0	0	
James	13	2-4	0-0	2-2	2	4	0	1	0	0	6	
Team					6							
<b>Totals</b>	<b>200</b>	<b>13-57</b>	<b>3-15</b>	<b>19-27</b>	<b>53</b>	<b>21</b>	<b>6</b>	<b>24</b>	<b>3</b>	<b>7</b>	<b>48</b>	

Cal Poly (2-1)												
Min	FG	3FG	FT	R	F	A	TO	B	S	TP		
McBride*	40	6-15	0-3	5-5	9	3	1	0	1	0	17	
Harrison*	25	6-17	0-4	2-4	7	3	0	3	0	1	14	
Yarwasky*	11	1-4	0-1	0-0	1	2	0	1	2	0	2	
Howell*	24	0-7	0-1	2-4	3	2	3	2	0	4	2	
Anderson*	19	0-5	0-0	0-0	5	1	1	1	0	0	0	
Gholar	11	0-3	0-1	0-0	1	2	0	5	0	0	0	
Stewart	19	1-2	1-2	0-0	2	1	4	0	0	1	3	
Santiago	18	3-6	0-0	2-2	7	2	0	3	1	3	8	
Wells	16	0-2	0-0	1-2	3	2	2	1	0	3	1	
Anderson	4	0-0	0-0	0-0	0	0	0	0	0			

GAME 4 • Nov. 19, 2007 • Hofheinz Pavilion • Houston, Texas

	Middle Tennessee	69
	Houston	68

**HOUSTON** - The University of Houston women's basketball team had a pair of game-winning shots come up short in the final seconds as the Cougars dropped their third-straight game, a 69-68 decision to Middle Tennessee.

After a turnover by MTSU's Johnna Abney with nine seconds left and no UH time-outs remaining, Tye Jackson brought the ball up the floor and took the ball down the lane and her layup attempt found the back iron with three seconds left.

The rebound ended up in the hands of Twigg McIntyre but her jumper at the buzzer fell short and the Blue Raiders escaped with the one-point win.

Houston (1-3) mounted a late second-half comeback from a 13-point deficit thanks to 19-7 run in the game's final 6:04. The Cougars held Middle Tennessee (2-1) to three field goals in the final eight minutes of the game.

After trailing by five at the break, UH used a 15-4 run in the first 7:07 of the second half to knot things up at 49 apiece with 12:53 left. The Cougars would not score for the next 6:51 and trailed 62-49 with 7:08 to go.

Courtney Taylor split a pair of free throws with 6:04 left to snap the scoreless skid and started Houston's closing run. Taylor added seven of her team- and career-high 18 points in the last six minutes of the game.

Brittney Scott added a pair of big three pointers during the run, including the 21-footer with 37 seconds left that pulled the Cougars within one. She finished with a career-high 14 points.

Jackson finished with 15 and McIntyre added 11 along with five assists. Brittany Mason added a team-high eight rebounds.

The Blue Raiders' Amber Holt led all players with 30 points and 15 rebounds. Anne-Marie Lanning added 11 off the bench.

Houston shot nearly 60 percent in the first half (12-for-21/.571), was a perfect 10-for-10 from the charity stripe and still trailed by seven. MTSU knocked down seven three pointers in the half and used a full-court press to force UH into 16 turnovers. Those giveaways were converted into 18 Blue Raider points.

After leading by 5, 5-0 at the 14:52 mark, MTSU went on a 27-8 run that was paced by four triples and seven UH turnovers. The Blue Raiders held a 14-point cushion, 27-13, with 8:15 left in the half.

A 9-0 UH run pulled the deficit down to five, 27-22, with 5:54 to go, but the Cougars failed to capitalize and found themselves down by 11, 39-28, with 2:02 left.

McIntyre scored six of Houston's final 10 points in the half and the Cougars whittled the margin to seven, 41-34 at the break.

The action was slow to get started with the teams starting a combined 0-for-8 from the field with 10 turnovers. Taylor scored the game's first field goal with 14:52 left in the first half.

Houston (1-3)												
Min	FG	3FG	FT	R	F	A	TO	B	S	TP		
Mason*	28	1-3	0-0	0-0	8	1	3	5	1	2	2	2
Meyers*	16	1-3	0-0	2-2	5	4	1	3	1	0	4	
James*	4	0-0	0-0	0-1	0	0	0	2	0	0	0	
Jackson*	37	4-12	0-2	7-8	5	0	1	2	0	2	15	
McIntyre*	40	5-14	0-3	1-2	2	2	5	0	0	3	11	
Morton	10	1-2	0-0	0-1	1	0	3	0	0	0	2	
Scott	7	5-9	3-4	1-1	1	2	1	3	0	1	14	
Jospeh	5	1-1	0-0	0-0	0	0	0	0	0	0	2	
Taylor	26	7-7	0-0	4-5	4	2	1	0	2	0	18	
Obaze	22	0-1	0-0	0-0	0	1	0	0	1	1	0	
Johnson	3	0-0	0-0	0-0	0	0	0	3	0	0	0	
Hill	2	0-0	0-0	0-0	0	0	0	0	0	0	0	
Team					6							
Totals	200	25-52	3-9	15-19	32	13	12	21	5	9	68	

Middle Tennessee (2-1)												
Min	FG	3FG	FT	R	F	A	TO	B	S	TP		
Holt*	37	13-27	1-5	3-4	15	2	4	4	1	3	30	
Brown*	29	2-9	2-7	0-0	2	3	4	3	2	2	6	
Abney*	24	1-4	1-2	0-0	0	3	2	3	0	2	3	
Ort*	28	3-4	0-0	0-2	5	2	3	1	0	1	6	
Barday*	14	0-2	0-2	0-0	1	4	1	3	0	0	0	
Lymon	16	3-7	2-3	0-0	1	2	1	0	3	8		
Queen	14	1-3	0-0	0-0	4	1	1	2	0	1	2	
Pickel	11	1-3	1-3	0-0	0	3	0	0	0	0	3	
Lanning	27	4-6	1-2	2-2	4	2	1	2	0	2	11	
Team					6							
Totals	200	28-65	8-24	5-8	37	21	18	19	3	14	69	

Halftime: MTSU 42, Houston 34. FG%: Houston 48.1, MTSU 43.1. 3FG%: Houston 33.3, MTSU 33.3. FT%: Houston 78.9, MTSU 62.5. Officials: Tommy Salerno, Robert Trammell, Felicia Grinter. Technicals: None. Att.: 452

GAME 5 • Nov. 23, 2007 • Cintas Center • Cincinnati, Ohio

	Houston	47
	Xavier	69

**CINCINNATI, Ohio** - The University of Houston women's basketball team suffered a bad shooting night and dropped a 69-47 decision to Xavier in the National City Xavier Invitational, Friday at the Cintas Center.

Houston (1-4) dropped its fourth-straight game and struggled offensively from the opening tip. UH was 18-for-78 (.231) for the game and 2-for-22 (.091) from behind the arc. The Cougars were held under 50 points for the first time since a 65-42 loss to USC on Dec. 16, 2006.

Xavier (3-1) won its third-straight game behind the 16 points and 18 rebounds from Ta'Shia Phillips. Amber Harris also had a double-double with 17 points and 13 rebounds. Harris also had five blocks.

Tye Jackson scored a team-high 15 points while Courtney Taylor added a team-high nine rebounds.

UH's defense was solid all night, forcing the Musketeers into 22 turnovers. UH, who had only eight turnovers, converted XU's giveaways into 12 points.

The Cougars trailed 28-19 at the half after missing their first 12 shots and shooting 23.5 percent (8-34) in the first 20 minutes. UH wasn't on the scoreboard until Taylor sank a jumper with 11:41 to go making the score 13-2.

XU's Phillips had 13 rebounds in the first half, compared to just 15 for UH's whole team. The Cougars played solid defense and forced the Musketeers into 12 turnovers, converting those into seven points.

Houston (1-4)												
Min	FG	3FG	FT	R	F	A	TO	B	S	TP		
Taylor*	20	3-9	0-0	0-2	9	4	0	3	0	1	6	
Hill*	19	1-7	0-0	3-4	3	4	0	1	0	1	5	
Jackson*	29	6-20	2-6	1-1	4	3	0	0	2	1	15	
McIntyre*	30	2-10	0-6	0-0	2	0	1	0	0	3	4	
Johnson*	27	2-10	0-4	1-1	6	0	0	0	0	1	5	
Morton	5	0-1	0-1	0-0	0	1	0	1	0	0	0	
Mason	12	1-2	0-0	2-2	1	0	0	0	0	1	4	
Scott	5	0-4	0-2	0-0	1	0	0	0	0	0	0	
Meyers	16	1-5	0-0	1-2	3	3	1	0	0	1	3	
Joseph	11	1-4	0-0	1-2	2	1	0	2	0	1	3	
Obaze	13	0-1	0-1	0-0	1	2	1	1	0	0	0	
Bradley	5	1-2	0-1	0-0	0	0	0	0	0	0	2	
James	8	0-3	0-1	0-0	1	3	0	0	0	1	0	
Team					6							
Totals	200	18-78	2-22	9-14	39	21	3	8	2	11	47	

Xavier (3-1)												
Min	FG	3FG	FT	R	F	A	TO	B	S	TP		
Harris*	36	8-14	1-2	0-3	13	2	1	4	5	0	17	
Hester*	32	4-7	4-5	2-2	6	0	3	3	0	1	14	
Phillips*	24	5-11	0-0	6-9	18	3	1	3	2	0	16	
Barringer*	30	4-5	2-2	1-4	1	0	1	1	0	1	11	
Taylor*	27	3-5	0-1	0-0	1	3	1	2	0	0	6	
Jennings	25	0-6	0-2	2-2	4	0	4	2	0	0	2	
Byorick	10	0-1	0-1	0-0	3	0	1	1	0	0	0	
Askew	12	0-2	0-1	1-2	3	1	1	3	1	0	1	
Johnson	2	0-0	0-0	0-0	1	0	0	0	0	0	0	
Martin	2	0-0	0-0	2-2	0	1	0	0	0	0	2	
Team					4							
Totals	200	24-51	7-14	14-24	54	10	13	22	8	2	69	

Halftime: Xavier 28, Houston 19. FG%: Xavier 47.1, Houston 23.1. 3FG%: Xavier 50.0, Houston 9.1. FT%: Houston 64.3, Xavier 58.3. Officials: Bryan Brunette, Janice Aliberti, Andrew Bills. Technicals: None. Att.: 1,124

GAME 6 • Nov. 24, 2007 • Cintas Center • Cincinnati, Ohio

	Liberty	70
	Houston	61

**CINCINNATI, Ohio** - A late second-half comeback came up short and the University of Houston women's basketball team fell, 70-61, to Liberty on the second day of the National City Xavier Invitational, Saturday at the Cintas Center.

Houston (1-5) dropped its fifth-straight game after struggling offensively. The Cougars shot 25.7 percent (19-74), were just 2-19 (.105) from behind the three-point line and were 21-for-32 from the charity stripe.

Liberty (4-1) got double-doubles from Megan and Moriah Frazee and out-rebounded UH 56-47. Megan Frazee had a game-high 19 points and 12 rebounds while Moriah Frazee finished with 16 points and 11 rebounds.

Trailing by 17, 61-44, with 4:01 left in the game, UH used a 13-1 run to move the margin down to five, 62-57, with 1:15 to go. Liberty pulled away with a 5-0 run in the next 27 seconds to put the game out of reach. The Cougars were held without a field goal in the final 2:31 and converted their final eight points on free throws.

For the second-straight game, UH played solid defense, limiting Liberty to a 33.3 percent (18-54) shooting percentage and forcing the Flames into 20 turnovers. The Cougars converted those turnovers into 17 points.

Courtney Taylor finished with a team-high 11 points and nine rebounds. Cobilyn Hill had 10 points, seven rebounds and three blocks.

Tye Jackson saw her streak of 49-straight starts come to an end as the senior had nine points in 28 minutes off the bench. Jackson has been mired in a season-long shooting slump, firing at a 28.4 percent (29-102) clip.

The Flames had UH in a 10-point hole 5:08 into the second half as UH missed nine of its first 10 shots. The Cougars scored only three field goals over the next eight minutes and trailed by 15, 57-42, with 6:17 left in the game.

A three by Molly Frazee with six seconds left in the first half knotted things up at 29 apiece heading into halftime. Frazee's triple was Liberty's only field goal in the final 8:26 of the half.

Trailing 22-13 with eight minutes left in the half, the Cougars closed out the period on a 16-7 run that was closed out with Jackson's three-pointer with 24 seconds on the clock.

On the defensive end, UH forced Liberty into 10 turnovers and an 8-for-26 (.308) shooting percentage. The Cougars converted those turnovers into 10 first-half points. Houston was handcuffed by a 7-for-14 (.500) effort from the charity stripe in the opening half.

Houston (1-5)												
Min	FG	3FG	FT	R	F	A	TO	B	S	TP		
Meyers*	15	1-2	0-0	0-0	3	5	1	3	0	1	2	
Taylor*	25	3-8	0-0	5-8	9	4	2	0	0	1	11	
Hill*	19	3-13	0-0	4-6	7	3	0	0	3	0	10	
McIntyre*	25	1-8	0-5	2-3	2	2	5	1	0	1	4	
Johnson*	34	2-11	0-2	4-4	2	1	0	2	1	4	8	
Morton	2	0-1	0-0	0-0	0	1	0	0	0	0	0	
Mason	8	0-0	0-0	1-2	1	4	0	2	0	0	1	
Scott	1	0-1	0-0	0-0	0	1	0	0	0	0	0	
Joseph	3	1-2	0-0	1-2	2	2	0	1	0	0	3	
Jackson	28	3-13	1-5	2-2	3	4	0	2	0	1	9	
Obaze	12	2-8	0-3	1-2	3	1	0	0	0	2	5	
Bradley	12	1-2	1-2	1-2	3	1	0	1	0	1	4	
James	16	2-5	0-2	0-1	7	3	0	0	1	1	4	
Team					5							
Totals	200	19-74	2-19	21-32	47	32	8	12	5	12	61	

Liberty (4-1)												
Min	FG	3FG	FT	R	F	A	TO	B	S	TP		
Lightfoot*	32	2-8	0-0	2-2	8	2	0	3	0	0	6	
Frazee, Me.*	33	5-11	0-0	9-10	12	3	1	3	1	0	19	
Frazee, Mor.*	23	4-9	0-0	9-10	11	5	1	1	3	0	16	
Watkins*	31	3-9	1-2	6-8	5	3	1	3	0	3	13	
Fasnacht*	22	0-4	0-0	1-2	2	4	2	2	0	0	1	
Hammond	14	1-3	0-2	2-5	4	2	0	3	0	0	4	
McLeod	20	0-4	0-1	3-4	3	1						

GAME 7 • Nov. 25, 2007 • Cintas Center • Cincinnati, Ohio

	Houston	87
	McNeese State	57

CINCINNATI, Ohio - The University of Houston women's basketball team started the game on a 20-2 run and cruised to an 87-57 victory over McNeese State on day three of the National City Xavier Invitational, Sunday at the Cintas Center.

Houston (2-5) led from the opening tip, snapped a five-game losing skid and moved to 7-3 all-time against the Cowgirls (0-8).

Leading 51-23 at the half, UH pushed the lead to as many as 36 while shooting 45 percent (27-60), its best effort of the weekend.

Houston scored 34 of its points in the paint and tallied 20 offensive rebounds, converting those boards into 19 second-chance points. UH led the overall rebounding tally 56-26, including a 36-19 edge on the defensive glass.

Courtney Taylor (Crockett, Texas/Crockett HS) tallied her first-career double-double with a career-high 19 points and 10 rebounds.

She earned a spot on the All-Tournament Team along with Xavier's Ta'Shia Phillips, Ne'Aisha Anderson (McNeese State) and Moriah Frazier (Liberty). Liberty's Megan Frazier was voted as the Most Valuable Player.

Twiggy McIntyre came off the bench to score 18 points, hitting five three pointers.

Ryan Meyers also found double figures, scoring 10 points. Ashlee' Joseph came off the bench to grab a season-high eight rebounds.

UH led 51-23 at the break, the first time the Cougars have hit 50-or more points in a half since knocking down 51 in the second half at SMU on Jan. 27, 2007.

McIntyre broke out of her season-long shooting slump in the first 20 minutes, hitting 4-for-4 from the field, including three triples for 12 points.

The Cougars held the Cowgirls without a field goal for the first 4:58 of the game. McNeese State converted just six field goals for the half and turned the ball over 14 times. UH converted those giveaways into 10 points.

Tye Jackson sat out the game for precautionary reasons after her knee swelled up during warm-ups. Her status is day-to-day.

Houston (2-5)												
Min	FG	3FG	FT	R	F	A	TO	B	S	TP		
Meyers*	17	2-5	0-0	6-8	5	1	3	5	0	3	10	
Taylor*	22	7-9	0-0	5-7	10	2	0	2	3	1	19	
James*	16	0-2	0-1	4-4	5	1	2	0	1	4		
Obaze*	15	3-4	2-3	0-0	4	0	0	2	0	0	8	
Johnson*	24	1-6	1-2	1-4	2	1	4	2	0	2	4	
Morton	16	1-10	0-4	1-2	3	3	1	1	0	1	3	
Mason	18	2-3	0-0	2-2	4	3	2	3	0	1	6	
Scott	24	1-3	1-3	3-4	3	3	4	3	0	1	6	
Joseph	14	3-7	0-0	1-2	8	1	0	0	0	0	7	
McIntyre	17	6-8	5-6	1-2	4	1	0	4	0	3	18	
Bradley	8	1-2	0-0	0-0	1	1	0	1	0	0	2	
Hill	9	0-1	0-0	0-2	3	1	0	0	3	0	0	
Team					4							
Totals	200	27-60	9-19	24-37	56	18	15	25	6	13	87	

McNeese State (0-8)												
Min	FG	3FG	FT	R	F	A	TO	B	S	TP		
Klutaric*	16	0-1	0-0	1-2	1	2	0	0	1	1	1	
Anderson*	34	3-13	3-10	2-2	2	0	0	2	0	3	11	
Lopez*	22	0-4	0-0	2-2	1	2	1	1	0	1	2	
Cutter*	19	3-9	0-0	0-0	5	4	1	2	0	1	6	
Hollins*	33	3-11	1-6	4-5	1	2	3	2	0	5	11	
Davis	26	5-13	0-0	1-2	6	3	1	2	0	0	11	
Perry	16	2-3	1-1	0-0	0	2	0	1	0	0	5	
Boone	14	2-3	0-1	0-0	4	3	0	5	0	2	4	
Robinson	12	0-3	0-0	6-6	1	2	2	4	0	0	6	
Johnson	8	0-0	0-0	0-0	2	3	0	0	0	1	0	
Team					3							
Totals	200	18-60	5-18	16-19	26	23	8	20	1	15	57	

Halftime: Houston 51, McNeese State 23. FG%: Houston 45.0, McNeese State 30.0. 3FG%: Houston 47.4, McNeese State 27.8. FT%: McNeese State 84.2, Houston 64.9. Officials: Bryan Brunette, Cameron Inouye, Bonnie Pettus. Technicals: None. Att.: 1,005

GAME 8 • Nov. 29, 2007 • Hofheinz Pavilion • Houston, Texas

	No. 8/7 LSU	77
	Houston	46

HOUSTON - The University of Houston women's basketball team suffered a 77-46 setback at the hands of No. 8/7 LSU on Guy V. Lewis Court at Hofheinz Pavilion.

Houston (2-6) was held to a 33 percent shooting night (18-for-54) including a 3-for-12 (.250) effort from behind the line.

Brittney Scott tallied a team-high 11 points and was the only UH player in double digits.

Scott and Ryan Meyers tied for the team lead with six rebounds while Twiggy McIntyre dished out a game-high six assists.

LSU (5-2) won its first game in Houston on in four tries on the strength of 19 points, seven rebounds and three blocks from Sylvia Fowles. Fowles was 8-for-9 from the field and moved past two players and into sixth place on the Southeastern Conference's all-time rebounds list with 1,275 career boards.

Lady Tigers' head coach Van Chancellor returned to the city where he led the WNBA's Houston Comets for 10 seasons. Chancellor took over Houston's WNBA franchise in 1997 and led the Comets to the first four league championships. He won 211 games, a league record, before taking the LSU job.

UH scored only six points in the first eight-plus minutes of the second half and trailed by 31 with 11:46 remaining. LSU led by as many as 35 before closing it out.

Quianna Chaney and Ashley Thomas scored 11 points apiece for LSU who scored 29 points off 25 UH turnovers.

Tye Jackson missed her second-straight game due to a knee injury. Her status remains day-to-day.

The Cougars were in a 41-19 hole after a turnover-laden first half. UH turned it over 13 times and LSU converted those giveaways into 15 points.

Houston moved out to an 11-10 lead with 12:38 remaining, but failed to score over the next three minutes and was down 17-11 with 9:16 left. The Cougars pulled the lead down to two, 17-15, with 8:06 left but LSU pulled off a 13-2 run to move ahead by 15, 32-17, with 4:10 left.

Hill knocked down a jumper the next time down the floor, the last basket UH would tally in the opening 20 minutes. The Lady Tigers scored seven points in the final 3:30, leading to the 22-point deficit at the break.

UH was 8-for-22 (.364) from the field in the half and 2-for-8 (.250) from behind the line. LSU shot nearly 60 percent (.593) and scored 18 of its 41 points in the paint.

Houston (2-6)												
Min	FG	3FG	FT	R	F	A	TO	B	S	TP		
Taylor*	18	1-3	0-0	0-1	4	3	1	2	1	0	2	
Hill*	19	3-6	0-0	0-2	5	5	1	2	0	0	6	
Obaze*	15	1-2	1-2	0-0	1	0	0	4	0	2	3	
McIntyre*	34	3-9	2-4	0-0	3	1	6	5	0	0	8	
Johnson*	25	1-4	0-1	4-5	4	0	0	5	0	0	6	
Morton	4	0-1	0-1	0-0	0	2	0	0	0	0	0	
Mason	12	0-4	0-0	0-0	3	0	0	1	0	0	0	
Scott	24	5-12	0-1	1-3	6	3	0	1	0	1	11	
Meyers	17	1-5	0-1	2-2	6	3	0	2	0	0	4	
Joseph	12	3-5	0-0	0-0	2	1	1	0	1	0	6	
Bradley	7	0-2	0-0	0-0	2	2	0	1	0	1	0	
James	13	0-1	0-0	0-2	1	0	0	2	0	1	0	
Team					2							
Totals	200	18-54	3-12	7-15	39	20	9	25	2	5	46	

No. 8/7 LSU (5-2)												
Min	FG	3FG	FT	R	F	A	TO	B	S	TP		
Thomas*	24	4-8	0-0	3-6	6	2	1	1	3	3	11	
Fowles*	28	8-9	0-0	3-5	7	2	1	1	3	1	19	
White*	21	2-5	0-0	2-2	2	0	5	2	0	3	6	
LeBlanc*	16	3-4	2-2	2-2	2	0	4	2	2	1	10	
Chaney*	22	5-12	1-3	0-0	5	2	2	0	0	1	11	
Graham	10	1-2	0-0	0-0	0	2	0	3	0	2	2	
Eason	8	0-2	0-0	0-1	2	0	1	0	0	1	0	
Mitchell	15	2-4	0-0	0-0	1	4	3	1	0	1	4	
Hightower	23	1-7	1-5	0-0	4	4	2	1	1	1	3	
Whitfield	9	2-5	0-0	3-4	1	0	1	0	0	0	7	
Williams	9	0-2	0-0	2-4	7	1	0	1	0	2	2	
Morris	15	1-4	0-0	0-0	6	2	0	1	0	0	2	
Team					2							
Totals	200	29-64	4-10	15-24	45	19	20	13	9	16	77	

Halftime: LSU 41, Houston 19. FG%: LSU 45.3, Houston 33.3. 3FG%: LSU 40.0, Houston 25.0. FT%: LSU 62.5, Houston 46.7. Officials: Jeff Caudle, David Kramer, Gator Parrish. Technicals: LSU: Meesha Williams, Houston: None Att.: 1,021

GAME 9 • Dec. 4, 2007 • United Spirit Arena • Lubbock, Texas

	Houston	66
	Texas Tech	63

HOUSTON - The University of Houston women's basketball team snapped a 16-game road losing streak by knocking off previously undefeated Texas Tech 66-63 at the United Spirit Arena.

Houston (3-6) won its first road game since February 2006 and its first game in Lubbock since Feb. 9, 1985. Texas Tech (9-1) had won each of the previous 16 meetings in the series.

The last time the Cougars beat a Big 12 team was Dec. 30, 2003, a 46-40 road win over Texas A&M.

"It's a great road victory for our basketball team," interim head coach Danny Hughes said. "To be able to come in, compete and beat a quality team like Texas Tech on the road speaks highly of the effort our players gave tonight. Hopefully this gives us some momentum as we go on a little road swing."

Twiggy McIntyre scored a game-high 17 points, 12 of them on 3-pointers. Houston built a 7-point lead midway through the second half by scoring 10 straight, including a pair of 3-pointers by McIntyre.

But Tech came back to take the lead 58-55 on a 3-pointer by Raquel Christian, who scored eight of her 11 points in the second half. The second half featured 10 lead changes.

Houston finished the game on an 11-5 run, including five from Courtney Taylor. She blocked a shot by Jordan Murphree and then drove the court and scored on a layup to give the Cougars a 4-point lead with less than a minute to play. Taylor had her second-career double-double with 13 points and a career-high 11 rebounds.

The Cougars held a 38-30 advantage in the paint and tallied 20 points off of 20 Tech turnovers. Despite being out rebounded 52-42, UH converted its 18 offensive rebounds into 17 second-chance points.

Whitney James added 10 points, five rebounds, two steals and two assists off the bench.

Murphree scored 14 to lead the Lady Raiders, who had won all of their games by at least 10 points. Dominic Seals had a double-double for Tech with 12 points and a game-high 14 rebounds.

The Cougars were held scoreless for the first four minutes of the game, shot 34.2 percent (13-38) in the first half and still managed to carry a three-point, 31-28 lead into the locker room at halftime.

Houston was 2-for-16 in the first 9:45 of the contest and trailed 17-4 with 10:15 remaining. Moments later, a three by McIntyre started a 27-11 run to close out the half that saw UH go 11-for-22 (.500) from the field.

Houston (3-6)												
Min	FG	3FG	FT	R	F	A	TO	B	S	TP		
Taylor*	26	6-14	0-1	1-1	11	0	1	1	1	1	13	
Hill*	24	2-8	0-0	0-0	6	4	1	3	4	1	4	
Jackson*	36	2-8	0-3	2-2	5	2	1	1	2	2	6	
McIntyre*	40	5-16	4-11	3-3	3	1	3	3	0	1	17	
Johnson*	9	1-2	0-0	0-0	0	1	0	3	0	0	2	
Mason	7	0-0	0-0	0-0	2	0	1	1	0	0	0	
Scott	18	3-9	1-3	1-2	3	0	1	3	0	3	8	
Meyers	16	2-6	0-0	0-0	1	3	2	1	0	0	4	
Joseph	4	1-1	0-0	0-0	0	1	0	0	0	0	2	
James	20	4-7	0-1	2-3	5	2	2	1	0	2	10	
Team					6							
Totals	200	26-71	5-19	9-11	42	14	12	17	7	10	66	

Texas Tech (9-1)												
Min	FG	3FG	FT	R	F	A	TO	B	S	TP		
Seals*	37	5-14	0-0	2-2	14	1	0	5	3	0	12	
Myrick*	21	1-8	0-0	1-2	8	1	0	3	1	0	3	
Walker*	21	2-6	0-1	0-0	5	1	2	4	0	3	4	
Moore*	29	4-12	0-3	2-2	1	5	4	2	0	1	10	
Murphree*	35	5-12	2-5	2-2	6	4	4	3	0	2	14	
Henderson*	7	1-2	0-0	0-0	1</							

GAME 10 - Dec. 8, 2007 • BankUnited Center • Miami, Fla.

	Houston	63
	Miami	62

MIAMI, Fla. - The University of Houston women's basketball team won its second-straight road game, holding on for a 63-62 victory over Miami, Saturday at the BankUnited Center.

Miami (4-5) had five shots to tie or win the game in the final minute but all fell short. Albrej Grimsley's jumper with less than a second left ended up in the hands of Tye Jackson as the buzzer sounded.

The Cougars had taken the one-point lead after Twigg McIntyre sank a pair of free throws with 1:04 left.

Jackson grabbed another of her eight rebounds on the next possession but made an errant pass that sailed out of bounds, giving UM a shot at their last-second flurry of attempts.

Houston (4-6), winners of consecutive road games for the first time since 2006, held a 17-point lead with 8:13 to go after opening the second half on a 22-9 run.

The Cougars forced Miami into five of its seven second half turnovers during that span and were 13-for-17 (76%) from the field.

Leading 58-41 after a triple by Jackson, Miami would start a 21-3 run over the next six-and-a-half minutes enabling the Hurricanes to take a 62-61 lead with 1:09 to go.

UH turned passive, did not attack the basket and turned it over eight times during that span struggling to find an answer for the Hurricanes' full-court press.

UM's run was keyed by four-straight three pointers with Epiphany Woodson and Maurita Reid each hitting a pair. Reid had a game-high 20 points, with 13 coming in the second half. Woodson finished with 11 while Grimsley had 12.

Whitney James scored a season-high 13 points along with six rebounds, but fouled out with 3:16 remaining.

Jackson had a team-high 15 points and tied Taylor for the game high with eight boards. Jackson also added a season-best 7 assists and two steals. Taylor scored 12 and was 6-for-8 from the field while McIntyre had 11 along with six assists.

UH held a 15-12 advantage on the offensive glass, converting 25 second-chance points and outrebounding UM 39-31 overall.

Houston's 24 turnovers were its second-most of the season and Miami turned those into 21 points.

The Cougars held a slim one-point lead at the half, 27-26, after a nip-and-tuck opening 20 minutes that featured five lead changes.

McIntyre knocked down three triples in the half to lead all scorers into the locker room with nine points.

Former UH football player Marquay Love was in the stands for the game. Love now plays for the NFL's Miami Dolphins.

Houston (4-6)												
Min	FG	3FG	FT	R	F	A	TO	B	S	TP		
Taylor*	34	6-8	0-0	0-2	8	3	0	3	0	2	12	
Hill*	22	3-7	0-0	0-1	4	3	0	1	0	0	6	
Jackson*	38	5-14	3-9	2-2	8	2	7	8	0	2	15	
McIntyre*	39	3-10	3-9	2-2	2	0	6	3	0	1	11	
Johnson*	6	0-2	0-0	0-0	0	0	1	1	0	0	0	
Mason	5	0-3	0-0	0-0	0	1	0	0	1	0	0	
Scott	11	1-3	1-2	2-2	2	0	0	2	0	0	5	
Meyers	16	0-1	0-0	1-2	1	3	1	3	0	0	1	
Joseph	2	0-0	0-0	0-0	0	1	0	0	0	0	0	
James	27	6-9	1-2	0-0	6	5	1	3	0	2	13	
Team					8							
<b>Totals</b>	<b>200</b>	<b>24-57</b>	<b>8-22</b>	<b>7-11</b>	<b>39</b>	<b>18</b>	<b>16</b>	<b>24</b>	<b>1</b>	<b>7</b>	<b>63</b>	

Miami (4-5)												
Min	FG	3FG	FT	R	F	A	TO	B	S	TP		
Drake*	30	1-2	0-0	4-6	7	1	0	3	0	0	6	
Barnes*	12	1-3	0-0	0-0	3	3	1	0	0	0	2	
Reid*	31	7-21	4-11	2-4	3	4	1	4	0	5	20	
Grimsley*	34	5-9	0-0	2-2	4	1	1	1	0	3	12	
Woodson*	33	4-8	2-3	1-2	3	1	3	3	0	2	11	
Moore	7	0-2	0-2	0-0	1	0	1	1	1	0	0	
James	9	0-1	0-0	0-0	2	1	1	0	1	1	0	
Clark	8	1-1	0-0	1-1	1	1	0	2	1	0	3	
Cunningham	24	1-5	0-2	0-0	4	1	3	0	2	2	2	
Williams	12	2-4	0-0	2-3	0	0	0	1	1	0	6	
Team					4							
<b>Totals</b>	<b>200</b>	<b>22-56</b>	<b>6-18</b>	<b>12-18</b>	<b>32</b>	<b>13</b>	<b>9</b>	<b>18</b>	<b>4</b>	<b>13</b>	<b>62</b>	

Halftime: Houston 27, Miami 26. FG%: Houston 42.1, Miami 39.3.

3FG%: Houston 36.4, Miami 33.3. FT%: Miami 66.7, Houston 63.6.

Officials: Joanna Aldrich, Ron Ledington, Reid Brockett.

Technical: None.

Att.: 295

GAME 11 - Dec. 16, 2007 • James A. Rhodes Arena • Akron, Ohio

	Houston	76
	Akron	81

AKRON, Ohio - The University of Houston women's basketball team dropped a 81-76 decision to Akron in non-conference action Sunday at Rhodes Arena.

Houston (4-7) led by nine with just over 10 minutes left and had its two-game winning streak snapped. The Cougars had three chances to tie it up in the final 30 seconds, but all three attempts hit the rim.

Akron (5-5) knocked down 11 three pointers and was 24-32 from the free throw line, including a 10-for-15 effort in the final five minutes.

Coblyn Hill finished with a game-high 23 points along with 13 rebounds. She was 10-for-18 from the field and set career highs in both categories and earned her first-career double-double.

UH used a 14-2 run midway through the second half to lead 55-46 with 10:04 remaining. Hill tallied eight of those 15 points on layups.

Akron answered back with a 22-8 run over the next six-plus minutes to lead by seven, its biggest lead of the night, with 3:58 to go. During that span, the Zips knocked down five of their 11 triples while Houston was 3-for-11 from the field.

UH used a 9-1 rally to lead 72-71 with 2:25 left. Akron moved back to a six-point advantage with just under a minute left, after Sarah Tokodi knocked down 3-of-4 free throws after the Cougars' bench was assessed with a technical foul. Houston made a late rally at the free-throw line to get within two, but would get no closer.

Offensively, UH was 6-for-18 in the last 10 minutes of the game and did not have a field goal in the final 2:27 of the game.

Courtney Taylor missed the game due to a back injury.

UH had a dominant inside game, scoring 42 of the team's 76 points in the paint and converting 20 offensive rebounds into 19 second-chance points.

Twigg McIntyre was 7-for-10 from the charity stripe and finished with 18 points. Tye Jackson had 13 points, five rebounds, four assists and two steals in her second game back from a knee injury.

UA's Keyla Snowden led the Zips with 22 points after hitting five three-pointers. Rianna Miller finished with 14 points, nine rebounds and five blocked shots. Kara Murphy scored 20 points.

Tokodi nearly had a triple-double with 16 points, nine rebounds and seven assists.

Akron shot over 40 percent from both the field (23-for-56/41.1) and from behind the arc (11-for-23/47.8).

The Cougars led 33-29 at halftime following a slow start that saw UH miss its two shot attempts while turning it over five times in the first five minutes. The Cougars turned it over 11 times in the half.

The game was a see-saw battle through the half with five ties and four lead changes. Houston led by four, trailed by as many as six and moved back to a four-point lead before heading into the locker room.

Houston (5-7)												
Min	FG	3FG	FT	R	F	A	TO	B	S	TP		
Meyers*	23	0-1	0-0	0-2	8	5	1	4	0	0	0	
Jackson*	37	4-18	1-5	4-4	5	3	4	1	1	2	13	
McIntyre*	34	5-9	1-3	7-10	1	5	5	2	0	2	18	
Johnson*	2	0-1	0-1	0-0	0	0	1	3	0	0	0	
Hill*	29	10-18	0-0	3-6	13	2	0	2	1	23		
Morton	8	1-3	0-0	0-0	1	1	0	0	0	0	2	
Mason	8	1-1	0-0	0-0	4	0	0	0	0	0	2	
Scott	18	1-3	0-2	4-4	2	3	0	2	0	0	6	
Joseph	4	1-4	0-0	0-0	2	0	0	0	0	0	2	
Obaze	7	1-1	0-0	0-1	2	0	0	1	0	0	2	
Bradley	4	0-0	0-0	0-0	2	1	1	0	1	0	0	
James	26	3-9	1-3	1-1	4	4	1	0	0	1	8	
Team					2							
<b>Totals</b>	<b>200</b>	<b>27-68</b>	<b>3-14</b>	<b>19-28</b>	<b>46</b>	<b>25</b>	<b>13</b>	<b>15</b>	<b>3</b>	<b>6</b>	<b>76</b>	

Akron (5-5)												
Min	FG	3FG	FT	R	F	A	TO	B	S	TP		
Tokodi*	35	4-13	2-5	6-8	9	3	7	7	0	0	16	
Sedlack*	20	1-1	1-1	0-0	1	2	3	0	0	1	3	
Murphy*	36	5-10	3-5	7-8	3	3	3	0	0	0	20	
Stephenson*	24	0-3	0-0	0-0	5	1	1	1	1	1	0	
Miller*	35	5-12	0-0	4-6	9	2	1	5	3	14		
Snowden	27	7-14	5-11	3-4	2	3	1	1	0	2	22	
Green	4	0-0	0-0	0-0	0	1	1	0	0	0	0	
Scott	2	0-1	0-0	0-0	0	0	0	1	0	0	0	
Veal	16	1-1	0-0	4-6	0	2	0	3	0	0	6	
Deville	1	0-1	0-1	0-0	0	1	0	0	0	0	0	
Team					6							
<b>Totals</b>	<b>200</b>	<b>23-56</b>	<b>11-23</b>	<b>24-32</b>	<b>35</b>	<b>18</b>	<b>17</b>	<b>15</b>	<b>6</b>	<b>7</b>	<b>81</b>	

Halftime: Houston 33, Akron 29. FG%: Akron 41.1, Houston 39.7.

3FG%: Akron 47.8, Houston 21.4. FT%: Akron 75.0, Houston 67.9.

Officials: Jesse Dickerson, Michael McConnell, Cary Smith McGehee

Technical: Houston: Team, Akron: None.

Att.: 145

GAME 12 - Dec. 21, 2007 • Hofheinz Pavilion • Houston, Texas

	TCU	68
	Houston	73

HOUSTON - Twigg McIntyre sank a three pointer in the final 30 seconds to help lead Houston to a 73-68 win over longtime rival TCU in non-conference action.

McIntyre's three from the right wing off a dish from Tye Jackson gave Houston (5-7) a four-point lead with 26 seconds left.

TCU (5-7) had two shots come up short on its next two possessions and Whitney James split a pair of free throws with under three seconds left to close out UH's 29th win over the Lady Frogs.

TCU, coming off a 34-point drubbing of No. 20/23 Oklahoma State on Dec. 18, dropped to 0-5 in road games this season.

Jackson had a milestone night as she became the 18th player in the program's 32-year history to score more than 1,000 points in her career and the fourth active Conference USA player to achieve the milestone. The last Cougar to break the 1,000 point plateau was Sancho Lyttle in 2005.

Jackson tallied her first bucket of the night 3:36 into the game, sending her over the 1,000-point mark in only her 54th appearance for Houston. She finished with a team-high 14 points and four assists on a 5-for-7 shooting night.

The game was a sloppy affair as the team's combined for 47 fouls and 41 turnovers. Neither team had much of an advantage on the scoreboard until TCU broke out with a 9-0 run midway through the second half, giving the Lady Frogs a 59-52 lead with 7:02 remaining.

A bucket by James the next time down the floor started a 20-9 run for Houston over the final 6:45 of the game.

Houston shot 50 percent (24-for-48) from the field, 54.5 percent (6-for-11) from behind the three-point line and 86.4 percent (19-for-22) from the charity stripe, setting season bests in all three categories. UH's free-throw percentage was the sixth-best mark in program history.

McIntyre finished with 10 and Brittney Scott added 10 off the bench. Ryan Meyers was 4-for-4 from the field and 5-for-5 from the free-throw line for 13 points along with five rebounds and a career-high tying four steals.

Courtney Taylor returned from a back injury to grab a team-high eight rebounds and Zane Jakobson made her UH debut in the first half.

The Cougars trailed by two at the half 34-32 despite shooting 44 percent (11-for-25) for the opening stanza. Both teams led by as many as six points but combined for 22 turnovers in the half.

Adrienne Ross had 17 points to lead four Lady Frogs in double figures. Emily Carter, Monkea Knight and Danielle Nunn each scored 10 points. TCU's second-leading scorer Lorie Butler-Rayford was held to five points.

TCU struggled from the field shooting 34.5 percent (20-for-58) from the floor with a 5-for-21 effort (.238) from behind the line. The Lady Frogs' free-throw shooting (23-for-30) kept them in the game.

Houston (5-7)												
Min	FG	3FG	FT	R	F	A	TO	B	S	TP		
Taylor*	25	3-8	0-0	0-0	8	3	0	1	1	0	6	
Hill*	14	1-4	0-0	0-0	3	4	2	3	0	0	2	
Jackson*	25	5-7	2-2	2-2	4	4	4	6	0	2	14	
McIntyre*	30	3-9	3-7	1-2	1	2	2	4	0	0	10	
James*	24	3-6	0-1	2-3	3	2	3	2	0	1	8	
Jakobson	1	0-0	0-0	0-0	1	0	0	0	0	0	0	
Mason	10	0-0	0-0	0-0	1	3	1	1	0	0	0	
Scott	16	3-4	0-0	4-4	2	3	0	4	0	0	10	
Meyers	25	4-4	0-0	5-5	5	1	0	1	0	4	13	
Joseph	2	0-0	0-0	0-0	0	0	0	0	0	0	0	
Obaze	5	1-1	1-1	0-0	1	1	0	0	0	0	3	
Bradley	3	0-0	0-0	0-0	0	0	0	0	0	0	0	
Johnson	20	1-5	0-0	5-6	2	1	3	3	0	0	7	

GAME 13 - Dec. 28, 2007 • Hofheinz Pavilion • Houston, Texas

	No. 13/14 Duke	84
	Houston	68

**HOUSTON** - The University of Houston women's basketball team closed out 2007 with an 84-68 loss to No. 13/14 Duke in non-conference action on Guy V. Lewis Court at Hofheinz Pavilion.

Joy Cheek led all players with 14 points and 10 rebounds. She scored eight points during a 16-0 Duke run that spanned both halves and turned a close game into a 49-27 lead with 19 minutes remaining.

Duke (10-3) never led by fewer than 13 after that. Houston (5-8) turned the ball over 20 times and shot 36.2 percent (21-58) for the game.

The Blue Devils scored 44 points in the paint and converted 21 offensive rebounds into 25 second-chance points. Duke was 30-for-67 (.448) from the field despite shooting just 25 percent (2-8) from behind the three-point line.

Twiggy McIntyre led UH with 13 points and five rebounds. Courtney Taylor tallied 11 points and a block while Ryan Meyers grabbed a team-high seven rebounds.

Tye Jackson had 12 points and nine assists, a single-game best for a UH player this season.

The Cougars were solid from the free-throw line, firing at an 82.6-percent clip (19-23), including a 10-for-11 effort in the second half.

After a see-saw opening 13 minutes that saw three ties and five lead changes, Duke used a 21-5 run over the final seven minutes of the half to lead by 14 at the break, 41-27. During that span, Houston was 1-for-5 from the field with four turnovers.

Duke scored 22 of its 41 first-half points in the paint and scored 14 points off of nine UH turnovers.

Chante Black added 12 points and seven rebounds and Jasmine Thomas scored 11. Carrem Gay came off the bench to grab nine rebounds along with eight points.

Houston (5-8)												
Min	FG	3FG	FT	R	F	A	TO	B	S	TP		
Taylor*	27	3-8	0-1	5-6	4	1	0	1	1	0	11	
James*	22	3-8	0-2	1-1	2	4	1	1	0	2	7	
Hill*	21	2-7	0-0	5-5	4	4	1	2	1	1	9	
Jackson*	31	5-12	2-7	0-2	4	3	9	7	1	2	12	
McIntyre*	25	3-9	3-7	4-4	5	0	0	5	0	1	13	
Jakobsone	15	2-4	2-4	0-0	0	1	0	1	0	0	6	
Mason	3	0-0	0-0	0-0	0	0	0	0	0	0	0	
Scott	17	1-6	0-1	0-0	0	2	2	0	0	0	2	
Meyers	24	2-3	0-0	4-5	7	5	2	1	0	1	8	
Joseph	4	0-0	0-0	0-0	0	0	0	0	0	0	0	
Obaze	3	0-0	0-0	0-0	1	0	0	0	0	0	0	
Bradley	1	0-1	0-0	0-0	1	0	0	0	0	0	0	
Johnson	7	0-0	0-0	0-0	0	0	0	2	0	0	0	
Team											7	
<b>Totals</b>	<b>200</b>	<b>21-58</b>	<b>7-22</b>	<b>19-23</b>	<b>35</b>	<b>20</b>	<b>15</b>	<b>20</b>	<b>3</b>	<b>7</b>	<b>68</b>	

No. 13/14 Duke (10-3)												
Min	FG	3FG	FT	R	F	A	TO	B	S	TP		
Cheek*	21	6-10	0-0	2-3	10	3	1	4	1	1	14	
Smith*	23	1-3	0-1	6-6	2	2	8	2	0	1	8	
Black*	18	4-9	0-0	4-5	7	4	1	2	0	2	12	
A. Wanner*	22	3-8	1-5	0-0	2	2	5	1	1	1	7	
J. Thomas*	27	4-10	1-1	2-4	2	2	1	0	2	2	11	
E. Wanner	3	0-0	0-0	0-0	1	1	0	0	0	0	0	
Christmas	15	2-4	0-1	2-2	0	1	1	1	0	1	6	
Mitchell	11	2-3	0-0	1-2	3	1	0	1	1	0	5	
Mitch	4	0-1	0-0	0-0	0	1	0	0	0	0	0	
Gay	29	3-8	0-0	2-4	9	1	3	1	1	2	8	
Jackson	15	3-4	0-0	1-3	4	2	0	0	0	0	7	
K. Thomas	12	2-7	0-0	2-2	4	2	0	2	0	0	6	
Team											4	
<b>Totals</b>	<b>200</b>	<b>30-67</b>	<b>2-8</b>	<b>22-31</b>	<b>48</b>	<b>22</b>	<b>17</b>	<b>17</b>	<b>6</b>	<b>10</b>	<b>84</b>	

Halftime: Duke 41, Houston 27. FG%: Duke 44.8, Houston 36.2.  
 3FG%: Houston 31.8, Duke 25.0. FT%: Houston 82.6, Duke 71.0.  
 Officials: Tommy Salerno, Luis Gonzalez, Carol Comanita.  
 Technicals: None.  
 Att.: 807

GAME 14 - Jan. 2, 2008 • Hofheinz Pavilion • Houston, Texas

	Lamar	75
	Houston	82

**HOUSTON** - The University of Houston women's basketball team rallied from a 26-point second-half deficit to knock off Lamar 82-75 in overtime.

The Cougars (5-8) trailed 46-22 at the half and did not lead until the 2:29 mark of the second half. The 26-point comeback for the win is the second-largest deficit overcome in NCAA Division I Women's Basketball history, ranking behind Texas State's 32-point comeback win over UTSA on Feb. 18, 2006.

UH took a 75-73 lead with 3:07 left in the extra period and didn't look back, holding the Lady Cardinals (7-6) to two points the rest of the way and earning its first overtime win of the season.

Down 48-22 with 19:28 left in the game, UH outscored the Lady Cardinals 48-26 the rest of the half and got some clutch free-throw shooting from Twiggy McIntyre in the final seconds of regulation.

After Houston took its first lead of the game, 64-63, with 2:29 left, Lamar's Aida Bakhos threw in a layup off her own miss to put Lamar up 65-64 with 2:23 left.

Ryan Meyers pulled the Cougars within one at 67-66 with 1:32 to go. Lamar's Brittany Williams split a pair of free throws with 44 seconds left and the Cougars trailed by two, 68-66.

On the ensuing possession, Courtney Taylor tipped in a rebound of a McIntyre missed three with 23 ticks left on the clock to knot things at 68-68.

Lamar's Nikki Williams missed a jumper the next time down the floor and fouled McIntyre. After a Lady Cardinals timeout, McIntyre stepped up and drained both free throws, giving Houston a 70-68 lead with four seconds left.

Nikki Williams was fouled attempting a game-winning three, giving her three shots from the charity stripe with half a second left on the clock. After Williams missed the first and drained the second two, UH's Tye Jackson had a half court shot bounce around the rim and out of bounds, sending the game to the extra period.

Jackson finished the game with 21 points and seven assists while Meyers had a season-high 18 points and eight rebounds. McIntyre added all of her 19 points and six of her seven assists in the second half while Taylor finished with nine points, 11 rebounds and four assists.

Houston scored 28 of its 48 second-half points in the paint, scored 17 points off of 15 Lamar turnovers and also tallied 14 points off the fast break in the half.

The Cougars' 20 assists was a season-high and the 13 turnovers was the lowest number of giveaways in the past seven games.

The first half was as forgettable as the second half was memorable after UH shot just 26.7 percent (8-for-30) from the field and 0-for-5 from behind the arc.

Coupled with Lamar shooting 65.4 percent (17-for-26) from the field, the Cougars were dominated up and down the floor. UH made only three field goals in the final 11 minutes of the half and was dominated 16-8 in the paint.

Lamar's Nikki Williams scored 16 of her game-high 26 points in the opening 20 minutes. Brittany Williams finished with 14 points and 10 rebounds.

Houston (6-8)												
Min	FG	3FG	FT	R	F	A	TO	B	S	TP		
Taylor*	30	4-10	0-0	1-2	11	5	4	2	0	2	9	
Hill*	17	3-7	0-0	2-4	5	2	0	1	1	0	8	
Jackson*	40	7-18	3-9	4-7	4	1	7	3	0	2	21	
Obaze*	24	2-6	2-6	0-0	3	1	2	0	1	1	6	
McIntyre*	38	5-11	3-7	6-6	4	3	7	3	0	1	19	
Morton	2	0-0	0-0	0-0	0	1	0	0	0	0	0	
Jakobsone	8	0-0	0-0	0-0	1	0	0	0	0	0	0	
Mason	2	0-1	0-0	0-0	0	0	0	0	0	0	0	
Scott	9	0-6	0-0	0-0	1	2	2	1	0	0	0	
Meyers	36	8-12	0-0	2-5	8	2	0	1	0	3	18	
Joseph	2	0-0	0-0	0-0	0	0	0	0	0	0	0	
James	9	0-3	0-1	0-0	0	3	1	0	0	0	0	
Johnson	8	0-1	0-0	1-2	0	0	0	1	0	1	1	
Team											5	
<b>Totals</b>	<b>200</b>	<b>29-75</b>	<b>8-23</b>	<b>16-26</b>	<b>42</b>	<b>20</b>	<b>22</b>	<b>14</b>	<b>1</b>	<b>10</b>	<b>82</b>	

Lamar (7-6)												
Min	FG	3FG	FT	R	F	A	TO	B	S	TP		
B. Williams*	34	6-16	0-0	2-4	10	2	0	5	0	0	14	
Spickler*	35	2-5	1-4	0-0	3	1	2	3	0	0	5	
N. Williams*	39	8-19	4-6	6-7	4	2	5	3	0	1	26	
Bakhos*	41	2-6	0-0	3-4	9	5	1	0	1	2	7	
Abalde*	41	6-11	1-3	5-9	10	4	0	6	0	0	18	
Reke	10	0-0	0-0	0-0	1	1	0	3	0	0	0	
Hendrix	4	0-0	0-0	0-0	3	1	0	0	0	0	0	
Toney	9	0-0	0-0	0-0	1	1	2	3	0	0	0	
Smith	12	2-5	0-0	1-1	3	4	0	1	0	1	5	
Team											5	
<b>Totals</b>	<b>200</b>	<b>26-62</b>	<b>6-13</b>	<b>17-25</b>	<b>49</b>	<b>21</b>	<b>10</b>	<b>24</b>	<b>1</b>	<b>4</b>	<b>82</b>	

Halftime: Lamar 46, Houston 22. FG%: Lamar 41.9, Houston 38.7.  
 3FG%: Lamar 46.2, Houston 34.8. FT%: Lamar 68.0, Houston 61.5.  
 Officials: Darcie Doll, Connie Pardue, Jason Simank.  
 Technicals: None.  
 Att.: 516

GAME 15 - Jan. 4, 2008 • Hofheinz Pavilion • Houston, Texas

	UTEP	79
	Houston	61

**HOUSTON** - The University of Houston women's basketball team opened up Conference USA play with a 79-61 loss to UTEP at Hofheinz Pavilion.

Houston (6-9, 0-1 C-USA) turned it over 21 times and was only 4-for-19 (.211) from behind the three-point line. UTEP (10-2, 1-0 C-USA) converted those giveaways into 29 points and used a mid-second half run to seal its sixth-straight win.

After trailing by one at the half, the Cougars went down seven in the first four minutes of the second half before pulling back to within three, 43-40, with 14:52 remaining.

The Miners closed the door with a 22-10 run over the next 8:13 to lead 65-50 with 6:39 left. UH never got the margin under 13 and tallied only five field goals in the last 10 minutes of the game.

UTEP has won three in-a-row and four of the last five in the all-time series, dating back to Feb. 12, 2006.

The Miners won the battle in the paint 42-36 despite playing with a small lineup most of the evening. Izabela Piekarska, UTEP's 6-5 center, was limited to only 15 minutes to due foul trouble. The Cougars failed to take advantage at the free-throw line, shooting only 50 percent (7-for-14).

UTEP's Natasha Lacy nearly had a triple-double, finishing with a game-high 19 points, nine assists and eight rebounds.

Jareica Hughes and Kasia Krezel each finished with 18 points. Hughes added five steals and four assists.

Twiggy McIntyre finished with a team-high 18 points, 15 of which came in the second half.

Courtney Taylor also found double digits, earning her third-career double-double with 14 points and 10 rebounds.

Tye Jackson struggled to a career-low two points on a 1-for-9 shooting night along with six turnovers.

The Cougars trailed by seven twice in the opening half, but were able to close the gap to 31-30 at the break. With 8:58 left in the opening stanza, UTEP led 21-14 before a layup by Meyers started a 16-10 UH run to close the half.

The Cougars tied it up at 28-28 with 3:56 to go, but tallied only one bucket in the final three-plus minutes.

The Miners converted 11 UH giveaways into 20 points and also scored eight on the fast break. Hughes and Krezel both hit for 11 in the opening half.

Houston (6-9, 0-1 C-USA)												
Min	FG	3FG	FT	R	F	A	TO	B	S	TP		
Taylor*	24	7-11	0-0	0-0	10	2	0	0	0	1	14	
Hill*	15	4-10	0-0	1-2	6	0	0	0	2	0	9	
Jackson*	27	1-9	0-4	0-1	3	2	5	6	0	1	2	
Obaze*	23	0-4	0-4	1-2	2	3	1	2	1	1	1	
McIntyre*	33	6-10	4-8	2-2	3	3	3	3	1	1	18	
Morton	2	0-0	0-0	1-2	1	0	0	0	0	0	1	
Jakobsone	13	2-6	0-3	0-0	5	3	0	2	0	0	4	
Mason	2	0-0	0-0	2-4	0	0	0	0	0	0	2	
Scott	9	0-1	0-0	0-0	1	2	2	2	0	0	0	
Meyers	31	4-11	0-0	0-1	7	2	3	1	1	0	8	
Joseph	5	0-1	0-0	0-0	1	0	1	1	0	0	0	
Bradley	3	0-0	0-0	0-0	1	0	0	0	0	1	0	
James	9	1-2	0-0	0-0	1	2	1	1	0	0	2	
Johnson	4	0-0	0-0	0-0	0	0	0	3	0	0	0	
Team											6	
<b>Totals</b>	<b>200</b>	<b>25-65</b>	<b>4-19</b>	<b>7-14</b>	<b>47</b>	<b>19</b>	<b>16</b>	<b>21</b>	<b>6</b>	<b>4</b>	<b>61</b>	

UTEP (10-2, 1-0 C-USA)												
Min	FG	3FG	FT	R	F	A	TO	B	S	TP		
Williams*	18	1-1	0-0	0-0	2	1	1	0	0	0	2	
Piekarska*	15	3-9	1-2	0-0	3	4	0	1	1	0	7	
Hughes*	38	7-15	1-4	3-5	1	2	4	3	0	5	18	
Krezel*	36	6-9	1-2	5-6	3	1	1	5	0	2	18	
Lacy*	37	6-13	4-6	3-4	8	1	9	1	0	5	19	
Rosado	3	0-1	0-1	0-0	0	0	0	1	0	0	0	
Porras	22	5-7	0-0	0-2	8	1	0	0	0	0	10	
Jones	9	0-3	0-0	0-0	0	0	0	0	0	0	0	

GAME 16 - Jan. 6, 2008 - Hofheinz Pavilion - Houston, Texas

	Tulane	64
	Houston	74

**HOUSTON** - The University of Houston women's basketball team used a 19-4 run out of halftime to knock off Tulane 74-64 in a nationally-televised Conference USA game on Guy V. Lewis Court at Hofheinz Pavilion.

Houston (7-9, 1-1 C-USA) earned its first win over Tulane (11-4, 1-1 C-USA) since Jan. 7, 2005 and halted the Green Wave's four-game winning streak. ESPN2 televised Sunday's game live.

"We executed a lot better in the second half," Interim head coach Danny Hughes said. "We got out in transition and once we made a run to start the half, it built up our confidence. Overall it was a great defensive effort and a great win for our team."

Down 33-25 at the break, the Cougars opened the second half on a 10-0 run over the first 3:55. Minutes later, UH moved the lead to nine, 46-37, with 11:44 to go.

A 6-0 run for the Green Wave had the margin back down to three, 46-43, with 9:57 left. The Cougars responded with a 10-2 run that had the lead back to double digits, 56-45, with 6:08 to go.

Tulane pulled it down to five, 67-62, after a three-pointer by Ashley Langford with 1:30 left, but would get no closer. Houston knocked down eight of its nine free throws in the final 64 seconds to seal the win.

After shooting just 38 percent in the first half, Houston came out in the second half and fired a season-best 66.7 percent (12-for-18) against C-USA's top defensive team. Entering the game, the Green Wave led C-USA by holding opponents a league-low 56.6 ppg. Tulane shot 45.5 percent in the first half and 29.4 percent in the second.

Twiggy McIntyre tied a school record by going 10-for-10 from the charity stripe. She became the 22nd player all time to achieve the milestone. McIntyre scored 22 points in the second half and finished with 25.

The Cougars hit a season-high 26 free throws and finished 26-for-32 (.813) from the line, including a 22-for-24 effort in the second half.

Tye Jackson, recovered from a career-worst performance Friday night against UTEP and tallied her first double-double of the season after scoring 18 points and dishing out a season-high 10 assists. She also tied a career-high with three blocks. Jackson finished Friday's game with two points and six turnovers. UH's 17 assists tied for the second-most in a game this season.

UH scored 32 points in the paint and added 10 on the fast break. Cobilyn Hill had 12 points, five rebounds and two blocks while Courtney Taylor added 10 points and seven rebounds.

Ashley Langford and Brittany Lindsey led the Green Wave with 15 and 14 points respectively. Tulane finished the game only 4-for-14 (.286) from behind the three-point line.

Tulane closed the first half on a 20-9 run to lead 33-25 at the break. UH struggled from behind the three-point line, shooting only 1-for-7 (.143).

Houston (7-9, 1-1 C-USA)												
Min	FG	3FG	FT	R	F	A	TO	B	S	TP		
Taylor*	33	5-7	0-0	0-2	7	2	2	0	0	2	10	
James*	24	0-5	0-1	3-4	3	4	2	1	0	2	3	
Hill*	26	5-5	0-0	2-2	5	2	0	3	2	0	12	
Jackson*	39	3-9	1-2	11-14	5	1	10	3	3	1	18	
McIntyre*	38	6-11	3-7	10-10	6	4	1	3	0	1	25	
Jakobson	3	0-1	0-1	0-0	0	0	0	0	0	0	0	
Scott	4	0-1	0-1	0-0	0	0	0	0	0	0	1	
Meyers	16	0-1	0-0	0-0	1	3	0	1	0	0	0	
Joseph	3	1-1	0-0	0-0	0	2	0	0	0	0	2	
Obaze	11	2-3	0-0	0-0	1	1	0	0	0	0	4	
Johnson	3	0-0	0-0	0-0	0	1	1	0	0	0	0	
Team					3							
<b>Totals</b>	<b>200</b>	<b>22-44</b>	<b>4-13</b>	<b>26-32</b>	<b>30</b>	<b>19</b>	<b>17</b>	<b>13</b>	<b>5</b>	<b>7</b>	<b>74</b>	

Tulane (11-4, 1-1 C-USA)												
Min	FG	3FG	FT	R	F	A	TO	B	S	TP		
Lindsey*	31	5-9	0-0	4-4	6	3	0	0	2	1	14	
A. Brown*	23	1-6	0-0	4-5	6	2	1	3	0	0	6	
Langford*	40	4-13	1-5	6-6	2	3	4	3	0	0	15	
Luckhurst*	23	2-8	2-5	0-0	5	2	3	1	0	0	6	
C. Brown*	31	1-7	0-2	4-4	1	3	0	1	0	2	6	
Barnes	4	0-0	0-0	0-0	0	0	0	0	0	0	0	
Valicevic	15	3-6	0-1	2-2	3	2	1	0	0	0	8	
Aido	16	2-3	1-1	0-0	1	0	1	3	0	0	5	
Staidum	11	1-2	0-0	0-0	3	1	1	2	0	1	2	
Philpots	4	1-2	0-0	0-1	2	1	0	0	0	0	2	
Slaton	2	0-0	0-0	0-0	0	2	0	0	0	0	0	
Team					3							
<b>Totals</b>	<b>200</b>	<b>20-56</b>	<b>4-14</b>	<b>20-22</b>	<b>33</b>	<b>19</b>	<b>11</b>	<b>13</b>	<b>2</b>	<b>4</b>	<b>64</b>	

Halftime: Tulane 33, Houston 25. FG%: Houston 50.0, Tulane 35.7. 3FG%: Houston 30.8, Tulane 28.6. FT%: Tulane 90.9, Houston 81.3. Officials: Tommy Salerno, Roy Gulbeyan, Chaney Muench. Technicals: None. Att.: 506

GAME 17 - Jan. 13, 2008 - Hofheinz Pavilion - Houston, Texas

	Rice	66
	Houston	71

**HOUSTON** - The University of Houston women's basketball team rode an 8-2 run over the final minute of the game to beat cross-town rival Rice University 71-66.

UH (8-9, 2-1 C-USA) closed out a six-game homestand 4-2. It was the program's longest string of games at home since the 1996-97 season. Rice (7-10, 0-3 C-USA) dropped its fourth-straight game has lost five in-a-row at Hofheinz Pavilion.

With Houston trailing by one, 64-63, with 1:10 remaining in the game, Whitney James drew a charge as Brittney Hudson drove to the basket on a fast break. Rice head coach Greg Williams was issued a technical foul for his protest of the call, giving the Cougars two from the charity stripe and the ball.

Twiggy McIntyre sank both free throws to give the Cougars a one point lead, 65-64. On the ensuing UH possession, James converted an ally-op layup from Tye Jackson to extend the lead to three, 67-64 with 55 seconds to play.

The Owls would get no closer then four as the Cougars knocked down six-of-eight free-throw attempts in the final minute to seal the win.

"It was a crucial win for us," interim head coach Danny Hughes said. "We got aggressive late and figured out we needed to make plays despite things not going well. Now we can head out on the road with some confidence and hopefully pick up some more victories."

Tied at 36 at halftime, Rice ran out to a 56-48 lead with 11:02 to play. The Cougars kept the Owls within single digits; finally taking their first lead in the second half with 2:39 left thanks to a 6-1 run that was paced by buckets from Hill and Ryan Meyers.

McIntyre, the reigning C-USA Player of the Week, led Houston with a game-high 24 points along with five boards and two assists. She was 12-for-13 from the free-throw line and had her streak of 29-straight free-throws made snapped late in the game.

Cobilyn Hill added 16 points and six rebounds, her best offensive performance in the past five games. Courtney Taylor set a career-high with 14 rebounds before being forced from the game with a knee injury with just over six minutes remaining. Her status is day to day.

The Cougars struggled from the field to start the game, shooting 4-for-19 (.210) over the opening 13 minutes. During that span, Rice used a 16-4 run to lead by 17, 31-14, with 7:42 to go.

A three-pointer by Brittney Scott with 7:13 left in the half started a 22-5 Houston run that left the score knotted at 36 at the break.

Over the final seven minutes of the half, Rice shot 2-for-11 from the field with three turnovers after firing at almost a 70-percent clip (13-19/.684) for the first 13 minutes.

Morgan Mayse and Tara Watts led the Owls with 14 points apiece. Hudson chipped in 10 off the bench and Kadie Riverin added 10 along with five assists.

Houston (8-9, 2-1 C-USA)												
Min	FG	3FG	FT	R	F	A	TO	B	S	TP		
Taylor*	23	2-9	0-0	2-3	14	1	3	1	0	0	6	
James*	22	2-6	0-3	0-0	1	4	2	2	0	1	4	
Hill*	26	5-11	0-0	6-7	5	2	0	1	2	1	16	
Jackson*	26	2-12	0-1	2-4	4	1	4	4	0	0	6	
McIntyre*	39	5-10	2-4	12-13	4	0	2	3	0	1	24	
Jakobson	2	1-2	1-2	0-0	0	0	0	0	0	0	3	
Scott	3	1-1	1-1	0-0	0	0	0	0	2	0	3	
Meyers	20	2-5	0-0	0-0	9	2	2	2	0	1	4	
Joseph	8	1-2	0-0	0-0	4	2	0	1	0	0	2	
Obaze	7	0-0	0-0	0-0	1	1	2	1	0	0	0	
Bradley	4	0-1	0-0	0-0	0	0	0	1	0	0	0	
Johnson	10	1-3	0-0	1-2	2	1	1	1	0	0	3	
Team					8							
<b>Totals</b>	<b>200</b>	<b>22-62</b>	<b>4-11</b>	<b>23-29</b>	<b>54</b>	<b>14</b>	<b>17</b>	<b>19</b>	<b>2</b>	<b>4</b>	<b>71</b>	

Rice (7-10, 0-3 C-USA)												
Min	FG	3FG	FT	R	F	A	TO	B	S	TP		
Mayse*	34	6-11	0-2	2-5	6	1	0	3	0	1	14	
Loggins*	10	0-4	0-0	0-0	3	2	1	0	2	0	0	
Riverin*	29	3-10	0-3	4-6	4	4	5	0	0	0	10	
Watts*	27	6-9	2-5	0-0	2	1	0	3	2	2	14	
Fulton*	23	1-11	0-2	1-2	1	1	3	2	1	0	3	
Hudson	26	5-10	1-5	1-2	3	5	2	1	0	1	12	
Carter	26	3-6	0-0	0-0	8	3	0	2	1	0	6	
Horne	15	1-1	0-0	0-0	3	0	5	0	0	1	2	
Wittmayer	10	2-3	1-1	0-0	4	4	0	1	1	0	5	
Team					1							
<b>Totals</b>	<b>200</b>	<b>27-67</b>	<b>4-18</b>	<b>8-15</b>	<b>35</b>	<b>21</b>	<b>16</b>	<b>12</b>	<b>7</b>	<b>5</b>	<b>66</b>	

Halftime: Houston 36, Rice 36. FG%: Rice 40.6, Houston 35.5. 3FG%: Houston 36.4, Rice 22.2. FT%: Houston 79.3, Rice 53.3. Officials: Scotty Hermann, Carol Comanita, Arthur Washington. Technicals: Rice - Team; Houston - None. Att.: 614

GAME 18 - Jan. 17, 2008 - UCF Arena - Orlando, Fla.

	Houston	71
	UCF	64

**ORLANDO, Fla.** - The University of Houston women's basketball team earned its first Conference USA road win since 2006 after knocking off UCF 74-61 at the UCF Arena.

Houston (9-9, 3-1 C-USA) last won a league road game at UAB on Feb. 26, 2006, a span of eight games. UCF (7-10, 0-4 C-USA) dropped its fourth-straight game.

Twiggy McIntyre scored a game-high 22 points, including three triples. The Cougars blew a 16-point lead midway through the half, but took advantage of the Knights' 19 turnovers, converting them into 21 points.

"It was a big step for us to pick up a conference road win," interim head coach Danny Hughes said. "I was pleased with our defensive effort, but I still think we have yet to play a complete game. We struggled at times and didn't finish strong, but our kids stepped up in the end."

With the scored knotted at 46 with 10:04 remaining, UH used a 7-1 run in the next 90 seconds to pull ahead by six, 53-47.

The Knights were within four points three times, but a 12-4 Houston run moved the lead to double digits, 69-57, with 1:46 to go.

Courtney Taylor tallied her fourth double-double of the season with 12 points and 10 rebounds. Cobilyn Hill added 16 points, seven rebounds and three blocks. The Cougars totaled a 38-30 advantage inside the paint.

Tye Jackson struggled from the field, going 0-15. The senior, who has never been held scoreless in her collegiate career, tallied three points late in the game on free throws. She also added a season-high 11 rebounds and dished out six assists.

Trailing by 16, UCF used an 18-2 run over 6:17 to tie it up at 44 apiece with 10:56 left. UH was held without a point for a span of more than five minutes.

UH held the Knights without a field goal for almost nine minutes and outscored UCF 16-2 during that span to lead 42-26 with 16:13 left.

Tia Lewis grabbed a game-high 15 rebounds but was limited to only seven points.

Emma Cannon came off the bench to score a team-high 20 points. D'Nay Daniels scored 11 and Marshal White dished out eight assists.

The Cougars led 26-25 at the half after McIntyre dropped in 13 in the opening 20 minutes, including nine in the last five minutes.

The Cougars closed the half on a 10-0 run over the final 5:10 after trailing by four, 20-16 with 7:48 left on the first-half clock.

UH held UCF to 22.9 percent (8-35) shooting and a 1-for-11 (.091) effort from behind the arc.

The Cougars fired at a 40.6 percent clip (13-32) in the first half and shot 39.9 percent (25-66) for the game.

Houston (9-9, 3-1 C-USA)												
Min	FG	3FG	FT	R	F	A	TO	B	S	TP		
Taylor*	25	4-7	0-0	4-4	10	2	1	0	0	2	12	
James*	23	3-8	0-1	3-5	0	3	1	2	0	1	9	
Hill*	28	6-10	0-0	4-9	7	3	0	3	3	0	16	
Jackson*	36	0-15	0-4	3-4	11	2	6	0	0	3	3	
McIntyre*	35	9-17	3-6	1-2	4	3	3	4	0	3	22	
Morton	1	0-0	0-0	2-2	0	0	0	0	0	0	2	
Jakobson	8	1-2	1-2	0-0	1	3	1	4	0	0	3	
Mason	3	0-0	0-0	0-0	1	0	0	0	0	0	0	
Scott	5	0-2	0-0	0-0	0	1	0	1	0	1	0	
Meyers	11	0-1	0-0	2-2	5	0	0	1	0	0	2	
Joseph	8	1-1	0-0	0-0	3	1	0	1	0	0	2	
Obaze	11	0-2	0-1	0-0	0	1	0	0	0	0	0	
Bradley	6	1-1	0-0	1-2	0	0	0	0	0	0	3	
Team					8							

# CONFERENCE USA CHAMPIONSHIP

# MARCH 6-9, 2008

GAME 19 • Jan. 20, 2008 • Hofheinz Pavilion • Houston, Texas

	Southern Miss	61
	Houston	71

**HOUSTON** - Twiggy McIntyre scored a game-high 24 points to lead the University of Houston women's basketball team to a 71-61 victory over Southern Miss, Sunday in Conference USA action on Guy V. Lewis Court at Hofheinz Pavilion.

McIntyre was 7-for-14 from the field and was 8-for-8 from the charity stripe. It was her fourth-straight 20-point game and fifth of the season. She also had four rebounds, three assists and three steals.

Houston (10-9, 4-1 C-USA) won its fourth-straight game as the Cougars improved their record over .500 for the first time since beating Texas Southern, 76-58, in the season opener.

Southern Miss (10-8, 1-4 C-USA) has dropped four-straight games.

After a tepid offensive performance in the first 25 minutes of the game, Houston erupted on a 20-6 run that turned a 35-27 Southern Miss lead into a 45-41 advantage for the Cougars with just over seven minutes to play.

The Golden Eagles pulled to within two, 47-45, with 5:44 to go, but Houston closed the door with a 15-for-18 (.833) effort from the free-throw line in the game's final five minutes.

Houston fired at a 52-percent clip (15-for-29) in the second half after struggling with a 7-for-41 effort in the first half. The Cougars capitalized on better looks late in the game, outscoring the Golden Eagles 24-6 in the paint in the second half along with converting eight second-half turnovers into 12 points.

Courtney Taylor scored 14 points and grabbed 12 rebounds, her fifth double-double of the year. Taylor also had two blocks and two steals. She helped pace an inside attack for Houston that outscored Southern Miss 36-16 in the paint for the game.

The Cougars were waylaid by a season-low, 17.1 shooting percentage (7-for-41) in the first half. UH was also just 1-for-9 from behind the three-point line. Despite the poor shooting, UH was only in a 29-21 halftime hole.

Tye Jackson's struggles from the field continued as she shot just 2-for-13, but dished out five assists, grabbed seven boards and was 5-for-6 from the charity stripe. Jackson has been mired in an 8-for-58 (.138) shooting slump since league play began on Jan. 4.

Cobilyn Hill was double-teamed the entire game but managed three blocks on the defensive end.

Ryan Meyers had nine points off the bench.

Southern Miss was led by Pauline Love who finished with 19 points and 16 rebounds. Liz Biland also posted a double-double with 12 points and 10 rebounds.

Houston (10-9, 4-1 C-USA)


	Min	FG	3FG	FT	R	F	A	TO	B	S	TP
Taylor*	28	4-13	0-1	6-7	12	1	0	0	2	2	14
Hill*	19	1-9	0-0	0-0	3	2	1	0	3	0	2
Jackson*	35	2-13	1-5	5-6	7	2	5	2	0	1	10
McIntyre*	37	7-14	2-7	8-8	4	4	3	3	0	3	24
James*	20	1-3	0-0	2-2	3	1	1	0	0	0	4
Jakobsone	6	0-1	0-1	0-0	1	0	0	0	0	0	0
Mason	3	0-0	0-0	0-0	1	1	1	1	0	0	0
Scott	8	0-1	0-0	0-0	1	1	1	1	0	0	0
Meyers	20	4-9	0-0	1-2	2	5	0	1	0	2	9
Joseph	3	0-1	0-0	0-0	0	0	0	0	0	0	0
Obaze	13	1-3	1-1	0-2	3	1	1	0	0	0	3
Bradley	3	1-1	0-0	0-0	1	0	0	2	0	0	2
Johnson	5	1-2	0-1	1-1	2	0	0	0	0	0	3
Team					5						
<b>Totals</b>	<b>200</b>	<b>22-70</b>	<b>4-16</b>	<b>23-28</b>	<b>46</b>	<b>18</b>	<b>13</b>	<b>10</b>	<b>5</b>	<b>8</b>	<b>71</b>

Southern Miss (10-8, 1-4 C-USA)

	Min	FG	3FG	FT	R	F	A	TO	B	S	TP
Love*	40	8-20	1-4	2-2	16	2	3	3	0	1	19
Biland*	27	5-11	0-1	2-2	10	5	0	3	4	0	12
Reed*	34	3-9	2-5	0-0	3	3	1	2	0	0	8
Eugene*	25	1-9	0-0	4-4	8	5	2	4	0	1	6
Barber*	39	1-9	1-5	2-2	5	4	5	3	0	1	5
Washington	10	0-3	0-0	2-2	1	1	0	0	0	0	2
Williams	10	1-5	1-2	2-2	22	2	1	0	0	0	5
Johnson	0+	0-0	0-0	0-0	0	0	0	0	0	0	0
Mays	1	0-0	0-0	0-0	1	0	0	0	0	0	0
Helgeson	14	2-4	0-0	0-0	3	3	0	3	0	0	4
Team					5						
<b>Totals</b>	<b>200</b>	<b>21-70</b>	<b>5-17</b>	<b>14-14</b>	<b>53</b>	<b>26</b>	<b>13</b>	<b>18</b>	<b>4</b>	<b>3</b>	<b>61</b>

Halftime: Southern Miss 29, Houston 21. FG%: Houston 31.4, Southern Miss 30.0. 3FG%: Southern Miss 29.4, Houston 25.0. FT%: Southern Miss 1.000, Houston 82.1. Officials: Gator Parrish, Ronald Ledington, Tom Brow. Technicals: None. Att.: 627

GAME 20 • Jan. 26, 2008 • Sharp Gymnasium • Houston, Texas

	Houston	70
	Rice	64

**HOUSTON** - The University of Houston women's basketball team built an 18-point lead five minutes into the second half and hung on for a 70-64 win over Rice, at Sharp Gymnasium on the campus of Houston Baptist University.

Houston (11-9, 5-1 C-USA) led buzzer-to-buzzer, earned its fifth-straight win and took the season sweep over the Owls (8-13, 1-6 C-USA).

"No question it was a big win for us," interim head coach Danny Hughes said. "I thought we were consistent for the whole game and we answered their runs. This isn't an easy gym to play in. It's noisy and it's a rivalry game. We had some players step up and hit some big shots when it counted."

A jumper by Whitney James with 14:03 left gave the Cougars their second 18-point lead of the night.

Rice was able to whittle the margin down thanks to two four-minute spans where Houston did not sink a field goal. Down the stretch, Houston answered every run with timely buckets of its own.

After a layup by Tara Watts with 4:41 left pulled Rice to within six, 55-49, James knocked down a wide-open three to move the lead back to nine.

With 1:31 left, Morgan Mays laid one in to bring Rice within five at 60-55. On UH's next possession, Tye Jackson drove the lane and laid one off the glass and in to put the Cougars up 62-55 with 1:12 to go.

The Owls would not go away and hit their first two three pointers of the game in the final minute, pulling within four with seven seconds to go. A pair of free throws by Jackson iced the game. Rice finished the game 2-for-14 (.143) from behind the arc.

Jackson led the Cougars with 15 points while also dishing out eight assists. Twiggy McIntyre finished with 10 points, five steals, four assists and three rebounds.

James finished with a season-high 14 points and Courtney Taylor also added 14 along with seven rebounds.

Cobilyn Hill was dominant defensively, blocking five shots and grabbing four rebounds before fouling out. The 6-3 freshman was in foul trouble all day and was limited to just 11 minutes.

UH was up 34-23 at the break after shooting at a 50-percent clip (14-28) in the opening 20 minutes. The Cougars held Rice to a 9-for-31 effort from the field in the half and forced 10 turnovers.

Kadie Riverin tallied 13 of her game-high-tying 17 points in the second half. Tiffany Watts came off the bench to add 17 while Tara Watts added 14. Morgan Mays had a game-high nine rebounds.

Houston (11-9, 5-1 C-USA)

	Min	FG	3FG	FT	R	F	A	TO	B	S	TP
Taylor*	37	5-11	0-0	4-6	7	2	2	1	0	1	14
James*	31	5-8	1-2	3-5	4	2	1	1	0	0	14
Hill*	11	3-7	0-0	0-0	4	5	1	1	5	0	6
Jackson*	38	5-12	1-2	4-5	4	2	8	4	0	2	15
McIntyre*	38	3-8	2-4	2-2	3	2	4	3	0	5	10
Jakobsone	3	0-2	0-2	0-0	0	0	0	0	0	0	0
Scott	4	0-0	0-0	0-0	0	0	1	2	0	0	0
Meyers	25	3-4	0-0	0-0	3	2	1	1	0	3	6
Joseph	3	1-1	0-0	0-0	1	0	0	0	0	0	2
Obaze	8	1-4	1-3	0-0	1	2	0	1	0	1	3
Johnson	2	0-0	0-0	0-0	0	1	0	1	0	0	0
Team					5						
<b>Totals</b>	<b>200</b>	<b>26-57</b>	<b>5-13</b>	<b>13-18</b>	<b>31</b>	<b>19</b>	<b>18</b>	<b>15</b>	<b>5</b>	<b>12</b>	<b>70</b>

Rice (8-12, 1-5 C-USA)

	Min	FG	3FG	FT	R	F	A	TO	B	S	TP
Carter*	17	1-4	0-0	2-4	4	1	0	1	0	1	4
Mays*	31	3-7	0-2	1-1	9	4	0	1	0	1	7
Riverin*	38	6-24	0-4	5-7	4	3	6	1	2	17	
Hudson*	27	0-6	0-3	2-2	6	0	2	5	0	0	2
Watts*	34	5-6	1-1	3-3	2	4	2	3	0	3	14
Fulton	3	0-1	0-1	0-0	0	0	1	0	0	0	0
Carmon	17	1-2	0-1	1-1	5	1	1	1	0	0	3
Wittmayer	5	0-2	0-1	0-0	1	0	0	1	0	0	0
Loggins	28	6-9	1-1	4-6	6	2	0	2	1	3	17
Team					7						
<b>Totals</b>	<b>200</b>	<b>22-61</b>	<b>2-14</b>	<b>18-24</b>	<b>44</b>	<b>15</b>	<b>9</b>	<b>20</b>	<b>2</b>	<b>10</b>	<b>64</b>

Halftime: Houston 34, Rice 23. FG%: Houston 45.6, Rice 36.1. 3FG%: Houston 38.5, Rice 14.3. FT%: Rice 75.0, Houston 72.2. Officials: Roy Gulbeyan, Ed Sidlasky, Marlin Ramsey. Technicals: None. Att.: 290

GAME 21 • Feb. 1, 2008 • Elma Roane Fieldhouse • Memphis, Tenn.

	Houston	70
	Memphis	54

**MEMPHIS, Tenn.** - The University of Houston women's basketball team started the game on an 11-0 run and won its sixth-straight game, a 70-54 decision over Memphis, in Conference USA action at the Elma Roane Fieldhouse.

Houston (12-9, 6-1 C-USA) made its first seven shots and outrebounded Memphis by a 53-25 margin. Memphis (5-15, 2-5 C-USA) dropped its third straight and has lost five in-a-row to the Cougars.

The six-game streak is the longest for UH since the 2004-05 Cougars opened the season with 10-consecutive wins.

Twiggy McIntyre scored a game-high 22 points including six three-pointers. The six triples ties a C-USA single-game high this season. She was 6-for-9 from behind the arc and also added four rebounds and four assists.

Courtney Taylor scored 10 points and grabbed a career-high 15 rebounds for her sixth double-double of the season. Memphis had only 25 rebounds as a team and Houston soundly won the rebounding battle 53-25. Thirty-two of UH's 70 points came in the paint.

The Cougars turned an 11-point halftime lead into a 49-33 advantage with 15:49 left. Memphis used a 16-6 run, keyed by three triples from Jessica Hall, to pull within six at 55-49 with 7:20 left.

A 7-0 Houston run, with five points coming from Tye Jackson moved the lead back to double digits for good at 62-49 with 5:24 left. Jackson finished with 11 points, seven rebounds and six assists.

UH ran the lead to as many as 18 and held Memphis without a field goal for the final 7:59 of the game.

Cobilyn Hill was the fourth UH player to find double digits. She had 12 points, eight rebounds and three blocks.

After knocking down seven-straight shots, UH led 23-11 five minutes into the game.

The Cougars hit only 16 points for the final 15 minutes including three field-goal droughts of four minutes. UH was 7-for-9 from the charity stripe and got five three-pointers from McIntyre.

Hall led Memphis with 20 points after knocking down four triples in the game. Alex Winchell added 11 along with four assists.

Houston (12-9, 6-1 C-USA)

	Min	FG	3FG	FT	R	F	A	TO	B	S	TP
Taylor*	29	4-8	0-0	2-5	15	3	3	3	0	5	10
James*	30	2-9	0-1	0-0	7	2	4	2	0	2	4
Hill*	22	5-8	0-0	2-4	8	3	1	1	3	0	12
Jackson*	34	4-10	2-5	1-2	6	2	7	5	0	0	11
McIntyre*	34	7-11	6-9	2-2	4	2	4	3	0	1	22
Jakobsone	6	0-1	0-1	0-0	0	0	0	0	0	1	0
Mason	2	0-0	0-0	0-0	0	1	0	1	0	0	0
Scott	5	0-1	0-0	0-0	0	0	0	1	0	0	0
Meyers	10	1-5	0-0	0-0	0	2	0	2	0	1	2
Joseph	10	2-6	0-1	1-1	5	1	0	3	0	0	5
Obaze	9	0-0	0-0	0-0	0	0	0	2	0	0	0
Bradley	5	1-1	0-0	2-2	0	1	0	0	0	2	4
Team					8						
<b>Totals</b>	<b>200</b>	<b>26-60</b>	<b>8-17</b>	<b>10-16</b>	<b>53</b>	<b>18</b>	<b>19</b>	<b>26</b>	<b>3</b>	<b>12</b>	<b>70</b>

Memphis (5-15, 2-5 C-USA)

	Min	FG	3FG	FT	R	F	A	TO	B	S	TP
Leonard*	30	3-9	0-2	0-1	1	2	1	2	1	0	6
Winchell*	32	4-9	2-5	0-2	0	2	4	6	0	0	11
Hall*	32	7-14	4-6	2-3	2	2	1	1	0	5	20
Jennings*	30	0-5	0-1	5-7	3	1	0	2	0	1	5
Jackson*	15	1-4	0-0	1-2	3	2	1	1	1	1	3
Ellis	13	0-0	0-0	0-0	2	1	1	3	0	0	

GAME 22 • Feb. 3, 2008 • Bartow Arena • Birmingham, Ala.

	<b>Houston</b>	<b>80</b>
	<b>UAB</b>	<b>76</b>
	OT	<b>76</b>

**BIRMINGHAM, Ala.** - The University of Houston women's basketball team got a triple-double from Tye Jackson on the way to an 80-76 overtime win over UAB Sunday in Conference USA action at Bartow Arena.

Houston (13-9, 7-1 C-USA) won its seventh-straight game and fourth-straight league road game while taking sole possession of second place in the league standings. UAB (10-11, 6-2 C-USA) had a three-game winning streak snapped.

Jackson finished with 11 points, and set career highs with 16 rebounds and 12 assists. She didn't break double figures until late in the overtime period as she struggled to a 1-for-16 shooting night.

It is only the fourth triple-double in UH history and just the fourth in C-USA history. The last UH player to tally a triple-double was Stacy Johnson against Ball State on Dec. 29, 1994.

The other two players to net the honor were Arlene Brown (02/27/90) and Michelle Harris (12/04/93).

Courtney Taylor scored five of UH's 10 points in the overtime and finished with her seventh double-double of the season scoring 17 points and grabbing 12 rebounds.

Cobilyn Hill put together another strong game inside, finishing with 19 points, seven rebounds and five blocks.

Houston had an 11-point lead erased in the second half due the play of UAB's Diamond Rogers and Britney Jones.

The duo combined for 52 of the Blazers' 76 points.

Rogers hit a career-high 29 and Jones dropped in 23. Rogers added nine boards. Jones hit a three-pointer with six seconds left in regulation that sent the game to overtime.

The Cougars held a 35-25 halftime advantage after firing at a 41.9 percent clip (13-for-31) in the opening 20 minutes.

Hill tallied 11 in the half and McIntyre added nine after draining three triples. Jackson added six assists.

Diamond Rogers and Britney Jones combined for 21 of UAB's 25 points in the half. Jones scored the team's first 10 points and finished with 12 in the opening stanza while Rogers chipped in nine.

Houston (13-9, 7-1 C-USA)												
	Min	FG	3FG	FT	R	F	A	TO	B	S	TP	
Taylor*	32	7-11	0-1	3-4	12	1	0	1	0	1	17	
James*	29	3-7	1-1	2-2	5	3	0	1	0	1	9	
Hill*	35	8-17	0-0	3-5	7	3	0	0	5	0	19	
Jackson*	42	1-16	0-5	9-10	16	3	12	2	1	0	11	
McIntyre*	42	5-12	4-9	4-4	2	2	5	1	5	18		
Meyers	16	1-3	0-0	0-1	4	1	0	1	0	0	2	
Joseph	6	0-0	0-0	1-2	1	1	0	2	0	0	1	
Obaze	20	1-3	1-2	0-0	1	3	3	1	0	2	3	
Johnson	3	0-1	0-1	0-0	0	0	1	2	0	1	0	
Team					5							
<b>Totals</b>	<b>225</b>	<b>26-70</b>	<b>6-19</b>	<b>22-28</b>	<b>53</b>	<b>17</b>	<b>18</b>	<b>16</b>	<b>7</b>	<b>10</b>	<b>80</b>	

UAB (10-11, 6-2 C-USA)												
	Min	FG	3FG	FT	R	F	A	TO	B	S	TP	
Rogers*	44	11-22	1-6	6-7	10	4	2	2	0	2	29	
Berry*	22	1-1	0-0	0-0	3	2	0	1	0	0	2	
Scott*	23	0-6	0-3	0-0	6	1	0	0	1	0	0	
McFadden*	29	2-6	0-1	3-4	2	5	2	4	0	0	7	
Jones*	42	9-24	4-7	1-1	9	1	2	2	0	2	23	
Peterson	25	1-9	0-6	0-0	4	2	1	2	1	0	2	
Murray	7	0-3	0-1	0-0	2	2	0	0	0	1	0	
Simpson	3	0-1	0-0	2-2	0	0	0	0	0	0	2	
Salaam	8	2-3	0-1	0-0	0	3	0	0	0	0	4	
Ingram	22	2-5	0-0	3-4	8	2	0	2	0	1	7	
Team					5							
<b>Totals</b>	<b>225</b>	<b>28-80</b>	<b>5-25</b>	<b>15-18</b>	<b>49</b>	<b>22</b>	<b>7</b>	<b>13</b>	<b>2</b>	<b>6</b>	<b>76</b>	

Halftime: Houston 35, UAB 25. FG%: Houston 37.1, UAB 35.0.  
 3FG%: Houston 31.6, UAB 20.0. FT%: UAB 83.3, Houston 78.6.  
 Officials: Bob Trammell, Teresa Dahlem, Luis Gonzalez.  
 Technicals: None.  
 Att.: 466

GAME 23 • Feb. 7, 2008 • Hofheinz Pavilion • Houston, Texas

	<b>Tulsa</b>	<b>49</b>
	<b>Houston</b>	<b>63</b>

**HOUSTON** - The University of Houston women's basketball team used a 14-3 run late in the second half to earn its eighth-straight victory, beating Tulsa 63-49, in Conference USA action on Guy V. Lewis Court at Hofheinz Pavilion.

Houston (14-9, 8-1 C-USA) is one game away from tying the 2003-04 teams' school-record nine-game league winning streak. That year's team also holds the school record for most consecutive games won at 13.

Tulsa (9-13, 5-4 C-USA) turned the ball over 23 times and shot 31.7 percent from the field (19-for-60) and 30.8 percent from behind the line (4-for-13).

Houston pulled ahead by five early in the second half only to see the Golden Hurricane answer, bringing the margin back to one twice, but never taking the lead.

Leading 41-40 with 10:08 left, the Cougars went on a 14-3 run that spanned just under five minutes and was bookended by a three-pointer and layup coming from Twigg McIntyre.

Alona Obaze played a key role off the bench during the run, finding an open McIntyre for an assist and hitting a wide-open three as the shot clock ran down.

The Cougars' defense took over from there, holding Tulsa to three field goals in the final eight minutes. A jumper by Brittany Mason at the buzzer sealed the 14-point victory.

Houston held Tulsa to nine field goals and 24 points in the second half. The Cougars tallied 26 points in the paint and scored 22 points off the Golden Hurricane's 23 turnovers.

McIntyre finished with a game-high 20 points, 17 of which came in the second half. She hit four three pointers and was 4-for-4 from the charity stripe.

Courtney Taylor and Cobilyn Hill both finished with nine points. Taylor grabbed nine rebounds and two steals while Hill had five boards and four blocked shots.

Tye Jackson dished out nine assists and grabbed six rebounds. Ryan Meyers came off the bench to score eight.

Tulsa was led by Larrissa Williams' double-double. The sophomore had 13 points and a game-high 11 rebounds. Chanel Johnson also found double figures, scoring 11 and grabbing eight boards.

The Cougars held a 28-25 lead at halftime in an opening 20 minutes that had its ups and downs. UH shot 37.9 percent, but was only 2-for-10 from behind the arc with 12 turnovers.

Houston scored 16 of its 28 points in the paint and tallied 16 points off of 15 Tulsa turnovers.

Houston (14-9, 8-1 C-USA)												
	Min	FG	3FG	FT	R	F	A	TO	B	S	TP	
Taylor*	19	3-5	0-0	3-3	9	3	1	0	0	2	9	
James*	14	2-5	0-3	0-0	2	0	1	3	0	0	4	
Hill*	27	3-8	0-0	3-6	5	3	1	1	4	1	9	
Jackson*	35	1-9	1-3	0-0	6	1	9	6	0	2	3	
McIntyre*	35	6-12	4-10	4-4	3	1	2	0	0	0	20	
Jakobsone	5	0-1	0-1	0-0	1	1	0	1	0	0	0	
Mason	1	1-1	0-0	0-0	2	0	0	1	0	0	2	
Scott	8	0-3	0-1	0-0	0	1	0	2	0	0	0	
Meyers	26	4-7	0-0	0-0	3	1	1	3	0	2	8	
Joseph	6	1-1	0-0	0-0	1	1	0	1	0	0	2	
Obaze	8	1-1	1-1	0-0	1	1	1	1	0	0	3	
Bradley	3	0-0	0-0	0-0	0	0	0	0	0	0	0	
Johnson	13	1-3	0-1	1-1	1	0	2	0	0	0	3	
Team					3							
<b>Totals</b>	<b>200</b>	<b>23-56</b>	<b>6-20</b>	<b>11-14</b>	<b>37</b>	<b>13</b>	<b>18</b>	<b>19</b>	<b>4</b>	<b>7</b>	<b>63</b>	

Tulsa (9-13, 5-4 C-USA)												
	Min	FG	3FG	FT	R	F	A	TO	B	S	TP	
Johnson*	22	5-13	0-0	1-1	8	4	0	2	1	1	11	
Williams*	35	6-14	0-0	1-2	11	3	1	6	3	3	13	
Vaughan*	34	2-9	2-4	0-0	2	1	0	2	0	1	6	
Beer*	34	2-9	2-8	2-2	1	1	2	3	0	1	8	
Jackson*	32	1-8	0-1	0-0	5	1	1	3	0	3	2	
Gardner	12	0-1	0-0	0-0	2	1	1	0	0	0	0	
Phillips	7	0-0	0-0	2-2	3	2	0	0	0	0	2	
Brooks	24	3-6	0-0	1-2	6	1	1	5	0	3	7	
Team					4							
<b>Totals</b>	<b>200</b>	<b>19-60</b>	<b>4-13</b>	<b>7-9</b>	<b>40</b>	<b>15</b>	<b>6</b>	<b>23</b>	<b>4</b>	<b>12</b>	<b>49</b>	

Halftime: Houston 28, Tulsa 25. FG%: Houston 41.1, Tulsa 31.7.  
 3FG%: Tulsa 30.8, Houston 30.0. FT%: Houston 78.6, Tulsa 77.8.  
 Officials: Amy Bonner, David Kramer, Glen Dixon.  
 Technicals: None.  
 Att.: 466

GAME 24 • Feb. 9, 2008 • Hofheinz Pavilion • Houston, Texas

	<b>SMU</b>	<b>74</b>
	<b>Houston</b>	<b>51</b>

**HOUSTON** - The University of Houston women's basketball team went through a seven-minute scoreless streak in the first half and never recovered, falling to SMU 74-51, in Conference USA action on Guy V. Lewis Court at Hofheinz Pavilion.

Houston (14-10, 8-2 C-USA) saw its eight-game winning streak come to a halt. The Cougars never led in the game and failed to get the margin under 20 points in the second half.

SMU (17-6, 7-3 C-USA) won its third-straight game and led by as many as 30 early in the second half. The Mustangs were over 40 percent from the field (26-for-63) and outrebounded UH 51-44.

"Give SMU credit, they came in here and hit shots," interim head coach Danny Hughes said. "We struggled in the first half to create any sort of consistency offensively and that hurt us. Sometimes, a loss can be a good thing. It helps you re-focus your efforts and continue to get better as a team."

The Mustangs' Janielle Dodds and Brittany Gilliam tied for the game high with 17 points apiece. Dodds also had seven rebounds. Sharee Shepherd pulled down a game-high 13 rebounds. Katy Cobb came off the bench to score 10.

Houston never got in an offensive rhythm from the opening tip, going 3-for-10 in the opening five minutes and making only six field goals in the final 15 minutes of the half. The Cougars finished 19-for-70 (.271) from the field and 4-for-19 (.211) from behind the arc.

Jasmine Johnson had a breakout game, scoring a career-best 14 points in 27 minutes. She was the only UH player in double figures and was 6-for-7 from the field with a pair of three pointers.

The Cougars younger players saw extended minutes in the second half and several responded with season-best performances. Zane Jakobsone scored a career-high eight points and Brittany Mason had seven rebounds and a block.

Courtney Taylor played only 15 minutes after suffering a leg injury early in the second half. She finished with four points, five rebounds and two blocks. Her status is day-to-day.

UH was in a 23-point halftime hole after making only nine field goals in the opening 20 minutes. The Cougars were 9-for-37 from the field and 1-for-11 from behind the arc.

Houston went over seven minutes without scoring a field goal and SMU scored 15 unanswered points to lead 43-18 just before halftime. A jumper in the final second by Taylor enabled UH to avoid its lowest scoring output in a half this season.

Houston (14-10, 8-2 C-USA)												
	Min	FG	3FG	FT	R	F	A	TO	B	S	TP	
Taylor*	15	2-9	0-1	0-0	5	1	2	1	2	1	4	
James*	12	3-7	0-0	0-0	4	2	0	1	0	0	6	
Hill*	14	0-5	0-0	1-2	5	2	1	0	0	0	1	
Jackson*	28	0-9	0-2	0-2	5	1	4	2	0	2	0	
McIntyre*	20	3-10	0-5	0-0	1	1	0	2	0	1	6	
Morton	7	1-4	0-2	0-0	3	1	1	0	0	0	2	
Jakobsone	9	2-4	2-3	2-2	2	0	0	0	0	0	8	
Mason	12	0-3	0-0	0-2	7	1	0	0	1	1	0	
Scott	9	0-5	0-2	0-0	1	2	0	1	0	1	0	
Meyers	18	1-3	0-0	2-4	4	1	0	2	0	1	4	
Joseph	12	1-3	0-0	2-2	1	0	0	1	0	0	4	
Obaze	14	0-2	0-0	0-2	3	1	2	0	0	0	0	
Bradley	3	0-0	0-0	2-2	0	0	0	0	0	0	2	
Johnson	27	6-7	2-2	0-1	1	1	2	3	0	2	14	
Team					4							
<b>Totals</b>	<b>200</b>	<b>19-70</b>	<b>4-19</b>	<b>9-17</b>	<b>44</b>	<b>16</b>	<b>11</b>	<b>15</b>	<b>3</b>	<b>9</b>	<b>51</b>	


  

SMU (17-6, 7-3 C-USA)												
	Min	FG	3FG	FT	R	F	A	TO	B	S	TP	
Wills*	20	2-10	0-0	3-4	5	2	3	0	2	2	7	
Shepherd*	24	2-2	0-0	0-0	13	1	2	3	1	5	4	
Dodds*	19	7-9	0-0	3-3	7	2	2	2	0	0	17	
Gilliam*	29	5-10	2-3	5-6	4	1	3	1	0	1	17	
Samuels*	21	1-7	1-2	2-2	3	0	1	2	0	1	5	
Allen	5	1-1	1-1	0-0	0	1	0	1	0	0		

# CONFERENCE USA CHAMPIONSHIP

# MARCH 6-9, 2008

GAME 25 • Feb. 14, 2008 • Don Haskins Center • El Paso, Texas

	Houston	55
	No. 24/RV UTEP	80

**EL PASO, Texas** - The University of Houston women's basketball team suffered its worst road defeat of the season as No. 24 UTEP handed the Cougars an 80-55 defeat, in Conference USA action at the Don Haskins Center.

Houston (14-11, 8-3 C-USA) has lost two-straight games while the Miners (19-2, 11-0 C-USA) have won a league-record 16-straight games and are 11-0 at the Haskins Center this season.

The Cougars led only once, 3-0, with just over two minutes gone in the game. UTEP erased that with a 20-6 run and never trailed by less than 21 after halftime.

With the loss and UAB and SMU wins, UH is now in a three-way tie for second place in the league with five games to play in the regular season.

Houston finished with 20 turnovers, which UTEP converted into 23 points. The Cougars also had 19 free-throws made, compared to only 16 made field goals.

Courtney Taylor was the only UH player to find double figures. The freshman forward scored 10 and grabbed a team-high nine rebounds.

Tye Jackson finished with nine points and six rebounds. All nine of her points came in the first half.

Zane Jakobson, Ashlee' Joseph and Jasmine Johnson came off the bench to score six points apiece in the second half. Joseph added five rebounds.

Houston was in a 41-20 halftime hole after making just seven field goals in the first half while giving up 12 turnovers. UTEP shot almost 50 percent (18-37/.486), knocked down four triples and converted UH's 12 turnovers into 16 points.

The Cougars led 3-0 out of the gate, but a 20-6 UTEP run had the Miners up 11 with just over 11 minutes left. UH would get no closer than 10 the rest of the half.

One bright spot was Jackson's team-high nine first-half points. The senior guard was held scoreless for the first time in her collegiate career in Houston's loss to SMU on Feb. 9.

UTEP was led by Izabela Piekarska who scored 17 points. Jareica Hughes dropped in 13 along with nine assists while Natasha Lacy scored 12 and grabbed seven steals. Claudia Porras came off the bench to grab 10 rebounds.

Houston (14-11, 8-3 C-USA)												
	Min	FG	3FG	FT	R	F	A	TO	B	S	TP	
James*	12	0-1	0-0	1-2	2	1	1	1	0	0	1	
Hill*	15	2-10	0-0	1-1	4	1	0	1	0	0	5	
Jackson*	26	3-13	0-5	3-4	6	4	1	2	0	0	9	
Taylor*	25	3-8	0-0	4-6	9	1	0	2	1	1	10	
McIntyre*	26	1-5	1-5	0-0	2	2	1	5	0	0	3	
Morton	8	0-1	0-1	2-2	1	3	0	1	0	1	2	
Jakobson	12	2-7	2-5	0-0	1	0	1	0	0	0	6	
Mason	13	0-1	0-0	0-0	3	1	0	2	1	0	0	
Scott	10	2-3	0-0	1-4	1	1	2	1	1	2	5	
Meyers	11	0-0	0-0	0-0	2	2	1	2	0	1	0	
Joseph	12	2-5	0-0	2-2	5	2	1	0	0	0	6	
Obaze	12	0-0	0-0	0-0	2	2	1	1	0	0	0	
Bradley	4	0-1	0-0	2-2	1	0	0	1	0	1	2	
Johnson	14	1-6	1-2	3-4	2	1	0	2	0	0	6	
Team					6							
<b>Totals</b>	<b>200</b>	<b>16-61</b>	<b>4-18</b>	<b>19-27</b>	<b>47</b>	<b>21</b>	<b>9</b>	<b>20</b>	<b>4</b>	<b>5</b>	<b>55</b>	

No. 24/RV UTEP (20-2, 11-0 C-USA)												
	Min	FG	3FG	FT	R	F	A	TO	B	S	TP	
Williams*	22	4-6	0-0	1-1	6	1	1	0	0	1	9	
Piekarska*	22	7-14	3-5	0-0	4	3	1	0	2	3	17	
Hughes*	29	5-12	1-4	2-2	5	1	9	3	0	1	13	
Krezel*	16	0-3	0-0	0-0	2	2	1	3	0	0	0	
Lacy*	27	4-7	2-2	2-3	5	3	4	2	0	7	12	
Faubion	6	0-3	0-1	0-0	1	2	1	1	0	0	0	
Rosado	6	3-5	0-0	1-2	1	1	0	0	0	0	7	
Porras	17	2-3	0-0	1-5	10	3	0	0	1	0	5	
Ray	3	0-1	0-0	0-0	3	0	0	0	0	0	0	
Trukshanina	9	1-4	0-2	0-0	0	0	1	0	0	1	2	
Zalesiak	10	0-3	0-0	0-0	1	0	0	0	1	0	0	
Jones	20	3-4	0-0	0-0	2	1	0	1	0	1	6	
Marisett	13	3-6	1-2	2-2	3	1	0	2	0	0	9	
Team					2							
<b>Totals</b>	<b>200</b>	<b>32-71</b>	<b>7-16</b>	<b>9-15</b>	<b>45</b>	<b>18</b>	<b>18</b>	<b>12</b>	<b>3</b>	<b>15</b>	<b>80</b>	

Halftime: UTEP 41, Houston 20. FG%: UTEP 45.1, Houston 26.2. 3FG%: UTEP 43.8, Houston 22.2. FT%: Houston 70.4, UTEP 60.0. Officials: Luis Gonzalez, Connie Pardue, Les Williams. Technicals: None. Att.: 5,513

GAME 26 • Feb. 16, 2008 • Fogelman Arena • New Orleans, La.

	Houston	69
	Tulane	73

**NEW ORLEANS, La.** - The University of Houston women's basketball team dropped its third-straight game, falling to Tulane 73-69 in Conference USA action at Fogelman Arena.

Houston (14-12, 8-4 C-USA) made a late rally but could not overcome an 11-point halftime deficit. Tulane (14-11, 4-8 C-USA) handed UH its third-straight loss in New Orleans.

Tye Jackson knocked down three triples in the final 27 seconds of the game to pull Houston within two, 71-69 with 2.5 seconds to go.

The Green Wave's Nikki Luckhurst, who hit four three pointers and finished with 16 points, closed the door with a pair of free throws in the final seconds.

The Cougars got back in the game after a 14-5 run that spanned 6:34 seconds and had UH down seven, 51-44, with 11:01 left. Houston went 0-for-5 from the field during 2:30 of the run, failing to take advantage of a five-minute span where Tulane scored only one field goal.

UH pulled within five on four occasions, but did not get any closer until Jackson's last-second shooting barrage. She finished with 11 points.

Twiggy McIntyre led UH with 18 points. She was 8-for-10 from the free-throw line and also grabbed five rebounds. She fouled out with 21 seconds left after being whistled for her third offensive foul of the afternoon.

Ryan Meyers made her first start in 15 games and responded with a season-high 10 rebounds. She also added four points, two assists, two steals and two blocks.

Courtney Taylor scored 11 and pulled down nine rebounds. Cobilyn Hill came off the bench for only the third time this season and scored six points, grabbed nine rebounds and blocked a shot.

Tulane had a 40-29 halftime lead after shooting 45.2 percent (14-for-31) along with knocking down five three pointers.

The Cougars moved out to a 5-0 lead, but were quickly reeled back in by the Green Wave, who used a 29-6 run to lead by 18 with 8:53 remaining.

The Cougars battled back, outscored Tulane 23-11 over the final eight-and-a-half minutes and had the deficit down to 11 by the break, eclipsing the 20-point plateau in the opening half for the first time in two games.

Luckhurst's 18 left five Green Wave players in double figures. Chassity Brown scored 14, Alendra Brown finished with 11 and Ashley Langford and Spring native Megan Valicevic each had 10. Valicevic also had a team-high eight rebounds.

Houston (14-12, 8-4 C-USA)												
	Min	FG	3FG	FT	R	F	A	TO	B	S	TP	
Meyers*	27	2-3	0-0	0-0	10	2	2	2	2	2	4	
Taylor*	17	4-7	0-0	3-5	9	2	1	1	0	0	11	
Jackson*	25	4-11	3-6	0-0	2	4	4	2	1	1	11	
Obaze*	23	2-7	1-5	0-0	0	1	1	1	0	0	5	
McIntyre*	29	4-12	2-6	8-10	5	5	2	7	0	1	18	
Morton	4	0-1	0-0	0-0	0	0	0	0	0	0	0	
Jakobson	5	0-0	0-0	0-0	0	0	1	0	0	0	0	
Mason	5	0-0	0-0	0-0	1	0	0	1	0	0	0	
Scott	16	2-5	1-2	0-0	0	1	2	0	1	5		
Joseph	10	2-5	0-0	1-1	2	0	1	2	0	0	5	
James	13	2-4	0-1	0-0	2	3	0	1	1	0	4	
Johnson	6	0-0	0-0	0-0	2	1	0	0	0	0	0	
Hill	20	3-12	0-0	0-0	9	3	0	0	1	0	6	
Team					7							
<b>Totals</b>	<b>200</b>	<b>25-67</b>	<b>7-20</b>	<b>12-16</b>	<b>49</b>	<b>22</b>	<b>13</b>	<b>18</b>	<b>6</b>	<b>5</b>	<b>69</b>	

Tulane (14-11, 4-8 C-USA)												
	Min	FG	3FG	FT	R	F	A	TO	B	S	TP	
Lindsey*	28	1-5	0-0	1-2	6	3	0	0	4	0	3	
Brown, A.*	24	3-8	0-0	5-7	6	2	0	0	0	1	11	
Langford*	35	4-14	0-1	2-7	3	2	5	1	1	1	10	
Aidoo*	18	1-4	0-3	1-2	5	2	0	4	0	2	3	
Brown, C.*	28	4-8	1-3	5-6	5	2	2	3	0	3	14	
Barnes	10	1-2	0-0	0-0	2	1	0	2	0	0	2	
Luckhurst	23	6-13	4-9	2-2	3	2	2	1	0	2	18	
Barnes	10	1-2	0-0	0-0	2	1	0	2	0	0	2	
Valicevic	25	4-7	2-2	0-0	8	3	0	0	1	0	10	
Philpots	2	0-0	0-0	0-0	0	0	0	0	1	0	0	
Team					3							
<b>Totals</b>	<b>200</b>	<b>25-64</b>	<b>7-18</b>	<b>16-26</b>	<b>41</b>	<b>17</b>	<b>12</b>	<b>13</b>	<b>7</b>	<b>10</b>	<b>73</b>	

Halftime: Tulane 40, Houston 29. FG%: Tulane 39.1, Houston 37.3. 3FG%: Tulane 38.9, Houston 35.0. FT%: Houston 75.0, Tulane 61.5. Officials: Mary Day, Bryan Enterline, Brian Garland. Technicals: None. Att.: 496

GAME 27 • Feb. 21, 2008 • Reynolds Center • Tulsa, Okla.

	Houston	69
	Tulsa	73

**TULSA, Okla.** - The University of Houston women's basketball team saw its losing streak hit four games after a 66-57 loss to Tulsa, Thursday in Conference USA action at the Reynolds Center.

The Cougars (14-13, 8-5 C-USA) shot over 40 percent (23-for-55/.418) for the first time in three games but could not overcome 23 turnovers.

Tulsa (10-16, 6-7 C-USA) snapped a five-game losing streak. Down four at the half, Houston twice pulled the margin down to two in the opening three minutes of the second half.

An 8-0 run by Tulsa moved the lead back to double digits, 41-31, with just under 15 minutes left in the game. UH would get no closer than four the rest of the game.

Whitney James, Twiggy McIntyre and Ryan Meyers all tied for the team lead with 10 points.

Courtney Taylor grabbed a team-high nine rebounds and scored eight points.

Cobilyn Hill had six points, five rebounds and three blocks.

UH won the battle in the paint 36-32 and tallied 16 points off of 13 offensive rebounds. The Golden Hurricane was 6-for-9 from behind the arc, compared to 2-for-14 for the Cougars.

UH also struggled at the charity stripe, shooting 9-for-15 (.600). Entering the game, Houston was shooting free throws at a 71-percent clip.

Houston shot almost 50 percent in the first half (12-for-25/.480), but was down 31-27 at the break after turning it over 13 times in the first half. Tulsa converted those giveaways into 12 points.

The Golden Hurricane dominated the offensive glass by a 14-5 margin and tallied 13 second-chance points. Tulsa also was 5-for-8 (.625) from behind the three-point line.

Tatum Beer led all players with 15 points. ReShawndra Jackson scored 13 while Teke Brooks came off the bench to score 11 and grab seven rebounds.

Larissa Williams pulled down a game-high 10 rebounds while Chanel Johnson blocked four shots.

Houston (14-13, 8-5 C-USA)												
	Min	FG	3FG	FT	R	F	A	TO	B	S	TP	
Taylor*	31	4-13	0-1	0-0	9	1	2	1	9	9	8	
James*	26	2-4	0-0	6-8	6	4	1	5	0	0	10	
Hill*	23	3-6	0-0	0-0	5	2	0	1	3	0	6	
Jackson*	33	2-7	1-4	0-0	2	1	1	6	0	0	5	
McIntyre*	39	4-11	0-6	2-4	4	4	4	4	0	2	10	
Jakobson	7	2-3	1-1	1-1	0	0	1	0	0	1	6	
Mason	3	0-0	0-0	0-0	0	1	0	0	0	0	0	
Meyers	22	5-7	0-0	0-2	5	2	2	1	1	2	10	
Joseph	1	0-0	0-0	0-0	0	0	0	0	0	0	0	
Obaze	10	0-2	0-2	0-0	1	1	2	3	0	2	0	
Johnson	5	1-2	0-0	0-0	1	1	0	2	0	0	2	
Team					1							
<b>Totals</b>	<b>200</b>	<b>23-55</b>	<b>2-14</b>	<b>9-15</b>	<b>34</b>	<b>17</b>	<b>13</b>	<b>23</b>	<b>4</b>	<b>7</b>	<b>57</b>	

GAME 28 • Feb. 23, 2008 • Moody Coliseum • Dallas, Texas

	Houston	74
	SMU	85

**DALLAS** - The University of Houston women's basketball team was undone by a slow start to the second half and dropped its fifth-straight game, 74-85, to SMU in Conference USA action in Moody Coliseum.

Houston (14-14, 8-6 C-USA) was outscored 21-9 in the first nine minutes of the half and a 40-36 halftime lead was turned into a 57-49 SMU advantage with 11:06 left.

The Cougars, who led by seven with 16:02 left in the game, went nearly seven minutes without making a field goal as SMU (21-6, 11-3 C-USA) won its seventh-straight game. UH has not won a game in Moody since Jan. 25, 1995.

After firing at a 44.4 percent clip in the first half (16-for-36), the Cougars were 4-for-15 (.267) over the first 12:30 of the second half.

Houston won the battle of the boards 40-37 and also outscored the Mustangs in the paint 38-34. UH turned it over 18 times and SMU converted those giveaways into 25 points. SMU also got to the free-throw line 34 times compared to just 20 for Houston.

Twiggy McIntyre led all players with 25 points. She was 7-for-11 from the field and 4-for-5 from behind the three-point line.

Cobilyn Hill and Courtney Taylor both tallied double-doubles. Taylor had 13 points and 11 boards off the bench and Hill scored 14 along with 10 rebounds.

Tye Jackson scored 10 points along with eight assists.

The Cougars led 40-36 at the half, the team's highest offensive output in a first half since scoring 51 on McNeese State on Nov. 25. UH shot 44.4 percent (16-for-36) from the field and went 5-for-5 from the charity stripe. Houston also held SMU without a field goal for the final 1:40 of the half.

McIntyre had 15 in the half, leading all players, after draining four triples in the half. She also hit a driving floater as time expired in the half. UH held a 21-19 edge on the boards and converted eight offensive rebounds into 11 second-chance points.

Janielle Dodds led the Mustangs with 21 points and nine rebounds. Delisha Wills added 18 along with nine boards, Jillian Samuels knocked down three triples and finished with 17 and Sharee Shepherd scored 14.

Houston (14-14, 8-6 C-USA)												
	Min	FG	3FG	FT	R	F	A	TO	B	S	TP	
Meyers*	12	1-3	0-0	2-5	1	3	0	1	0	0	4	
Jackson*	28	5-10	0-2	0-1	4	3	8	2	0	0	10	
Obaze*	23	0-4	0-3	0-2	2	2	0	1	0	0	0	
McIntyre*	36	7-11	4-5	7-8	3	1	3	3	0	2	25	
Hill*	26	7-10	0-0	0-0	10	4	0	5	4	1	14	
Morton	4	0-2	0-1	0-0	1	1	0	1	0	0	0	
Jakobsone	3	0-1	0-1	2-2	0	0	0	0	0	0	2	
Mason	2	1-1	0-0	0-0	1	0	0	0	0	0	2	
Scott	7	0-1	0-1	0-0	1	1	0	0	0	1	0	
Joseph	12	1-4	0-0	0-0	2	0	2	0	0	2		
Taylor	22	5-12	0-0	3-3	11	4	1	1	0	1	13	
Bradley	3	0-1	0-1	0-0	0	0	0	0	0	0	0	
James	15	0-3	0-2	0-0	3	3	0	0	0	1	0	
Johnson	7	0-2	0-0	2-2	0	1	1	2	0	0	2	
Team					1							
<b>Totals</b>	<b>200</b>	<b>27-65</b>	<b>4-16</b>	<b>16-20</b>	<b>40</b>	<b>23</b>	<b>13</b>	<b>18</b>	<b>4</b>	<b>6</b>	<b>74</b>	

SMU (21-6, 11-3 C-USA)												
	Min	FG	3FG	FT	R	F	A	TO	B	S	TP	
Wills*	31	7-11	0-0	4-6	9	0	3	3	2	2	18	
Gilliam*	23	1-8	0-2	1-2	4	3	3	1	1	3	3	
Dodds*	33	6-13	0-1	9-10	9	3	1	9	9	3	21	
Shepherd*	26	4-7	1-3	5-6	5	4	1	3	1	2	14	
Samuels*	30	5-8	3-5	4-4	1	2	2	0	2	0	17	
Hill	10	0-3	0-1	3-4	3	0	2	2	0	0	3	
Cobb	30	2-6	0-0	0-0	3	0	5	0	0	1	4	
Gates	9	1-3	0-0	1-1	1	1	0	0	0	0	3	
Day	1	0-0	0-0	0-0	0	0	0	0	0	0	0	
Severin	7	1-2	0-0	0-1	0	0	2	0	0	0	2	
Team					2							
<b>Totals</b>	<b>200</b>	<b>27-61</b>	<b>4-12</b>	<b>27-34</b>	<b>37</b>	<b>13</b>	<b>17</b>	<b>11</b>	<b>4</b>	<b>12</b>	<b>85</b>	

Halftime: Houston 40, SMU 36. FG%: SMU 44.3, Houston 41.5. 3FG%: SMU 33.3, Houston 25.0. FT%: Houston 80.0, SMU 79.4. Officials: Joe Cunningham, Teresa Dahlem, Delicia Grinter. Technicals: None. Att.: 1,268

GAME 29 • Feb. 28, 2008 • Hofheinz Pavilion • Houston, Texas

	East Carolina	69
	Houston	72

**HOUSTON** - A three-pointer by Tye Jackson with 28 seconds left helped lead the University of Houston women's basketball team to a 72-69 win over East Carolina.

Jackson's three, drained as time ran down on the shot clock, handed UH a 70-69 with under 30 seconds left. On the ensuing possession, Courtney Taylor ended up on the bottom of the pile chasing after a loose ball and called timeout, giving the Cougars the ball with nine seconds remaining.

Twiggy McIntyre was fouled on the inbounds play and then calmly swished two from the charity stripe to give the Cougars a three point lead, 72-69, with just over 8 seconds left. UH clinched the win when ECU's game-tying 3-pointer sailed left of the basket as time expired.

Houston (15-14, 9-6 C-USA), who trailed by 14 midway through the first half, snapped a five-game losing skid and clinched a first-round bye in the 2008 C-USA Women's Basketball Championship.

East Carolina (13-15, 7-8 C-USA) fell to 0-7 all-time versus the Cougars.

The senior backcourt duo of Jackson and McIntyre combined for all eight of UH's three pointers and poured in 19 points and 18 points, respectively. Jackson dished out five assists and blocked two shots in the contest while McIntyre had a pair of assists and steals.

Taylor also scored in double figures, posting 10 points and nine rebounds.

The Pirates made the most of 17 Cougar miscues, outscoring Houston 21-9 in points off turnovers. ECU also owned a 36-26 point differential in the paint, but Houston's bench - led by Whitney James with six points and four rebounds - kept the game close as it outscored the Pirates' bench 21-10. The Cougars also added 15 second-chance points off of 11 offensive rebounds.

Both teams exchanged baskets throughout a wild second half, as the margin see-sawed back and forth with nine lead changes.

Houston used an 11-3 run over ECU to lead by seven, its biggest advantage of the game, 57-50 with 7:28 to go. ECU responded with a 11-2 run of its own to lead by two 61-59 with 4:13 remaining.

On UH's next possession, Jackson converted a four-point play to put the Cougars back up a pair, 63-61 with 4:00 left. A triple by McIntyre the next time down the floor put the Houston advantage at five, 66-61, with just over three minutes to go.

LaCoya Terry scored five of ECU's next six points to pull the Pirates ahead 67-66 with just over a minute left. UH's Taylor split a pair of free throws the next time down the floor to knot things once again and a layup by Jasmine Young with 48 seconds left gave ECU a 69-67 lead and set up the final 30 seconds for Houston.

Terry led the way for ECU with 19 points. Young added 11 and Nicole Days finished with 11 points and 11 rebounds. Gabriela Husarova scored a 13 and Allison Spivey grabbed a game-high 12 rebounds.

Houston (15-14, 9-6 C-USA)												
	Min	FG	3FG	FT	R	F	A	TO	B	S	TP	
Taylor*	24	4-9	0-0	2-4	9	1	2	0	0	0	10	
Hill*	23	2-7	0-0	0-0	4	2	1	3	1	1	4	
Jackson*	38	6-17	4-8	3-3	2	3	5	2	2	1	19	
McIntyre*	34	4-8	4-6	6-6	1	2	2	4	0	2	18	
Johnson*	8	0-0	0-0	0-0	0	2	0	2	0	0	0	
Morton	3	0-0	0-0	0-0	1	0	0	0	0	0	0	
Jakobsone	5	1-3	0-1	0-0	0	2	0	0	0	0	2	
Mason	4	0-0	0-0	1-2	3	0	0	0	1	0	1	
Scott	13	2-4	0-1	0-0	1	2	1	2	0	1	4	
Meyers	18	1-3	0-0	2-2	5	1	1	2	0	0	4	
Joseph	5	1-1	0-0	0-0	3	0	0	1	0	0	2	
Obaze	5	0-2	0-1	0-0	0	0	1	1	0	1	0	
Bradley	2	0-0	0-0	2-2	0	0	0	0	0	0	2	
James	18	3-4	0-1	0-0	4	1	0	0	0	0	6	
Team					4							
<b>Totals</b>	<b>200</b>	<b>24-58</b>	<b>8-18</b>	<b>16-19</b>	<b>37</b>	<b>16</b>	<b>13</b>	<b>17</b>	<b>4</b>	<b>6</b>	<b>72</b>	

East Carolina (13-15, 7-8 C-USA)												
	Min	FG	3FG	FT	R	F	A	TO	B	S	TP	
Days*	26	5-11	0-0	1-4	11	4	0	3	0	2	11	
Husarova*	27	6-10	1-3	0-0	4	2	0	1	0	1	13	
Spivey*	31	2-7	1-4	0-0	12	1	6	2	1	2	5	
Young*	33	3-11	0-5	5-7	1	3	5	4	0	2	11	
Terry*	38	7-19	1-4	4-4	4	3	3	2	1	2	19	
Gay	7	0-0	0-0	0-0	1	1	0	2	0	0	0	
Cochran	9	2-4	0-0	0-2	1	0	1	0	1	0	4	
Franks	3	0-1	0-0	0-0	0	0	0	0	0	0	0	
Manning	21	1-2	0-0	2-2	2	2	2	0	1	0	4	
Bowens	5	1-2	0-0	0-0	1	0	0	0	0	0	2	
Team					4							
<b>Totals</b>	<b>200</b>	<b>27-67</b>	<b>3-16</b>	<b>12-17</b>	<b>42</b>	<b>17</b>	<b>16</b>	<b>16</b>	<b>3</b>	<b>9</b>	<b>69</b>	

Halftime: ECU 33, Houston 31. FG%: Houston 41.4, ECU 40.3. 3FG%: Houston 44.4, ECU 18.8. FT%: Houston 84.2, ECU 70.6. Officials: Ron Dressander, Scotty Hermann, Ralph Pickett. Technicals: None. Att.: 459

GAME 30 • March 1, 2008 • Hofheinz Pavilion • Houston, Texas

	Marshall	78
	Houston	74

**HOUSTON** - The University of Houston women's basketball team dropped its regular season finale 78-74 to Marshall on Senior Day on Guy V. Lewis Court at Hofheinz Pavilion.

Seniors Tye Jackson, Twiggy McIntyre, Ryan Meyers and Alona Obaze were honored in a pregame ceremony. The team's fifth senior, Whitney James missed today's game due to a family emergency.

Houston (15-15, 9-7 C-USA) led 36-29, its largest margin of the game, after a layup by Meyers early in the second half. Marshall (15-15, 7-9 C-USA) used an 11-1 run over the next two minutes to lead 40-37 with 17:49 left.

After swapping the lead five times over the next five minutes, UH put together an 8-3 run that included a layup by Meyers, three free throws by Jackson and a triple by Megan Morton to move ahead by six, 56-50, with 11:40 left.

The Herd answered right back with a 7-0 run to lead 57-56 with 9:38 to go. The Cougars knotted things up at 60 points apiece with 8:27 left after and Meyers jumper and a layup from Zane Jakobsone (Riga, Latvia/Trinity Valley CC). Nine of UH's 14 players scored at least two points and the bench held a 23-13 scoring edge on Marshall.

Marshall took the lead for good on a jumper by Kendra King with 7:06 left. Houston pulled within two on three occasions but could never closer. A three by Jackson with 15 seconds left pulled the margin to 76-74 but Kizzy Hart split a pair of free throws with 10 seconds left to make the lead three, 77-74. UH had a chance to tie in the final 10 seconds but came up short.

McIntyre, who was 6-for-9 from behind the arc, led the way for UH with 20 points, two rebounds, two assists and two steals.

Jackson scored 14 along with five rebounds and eight assists. Meyers had 12 points, seven rebounds and three steals.

The Cougars had 21 assists off of 28 made buckets, the team's second-highest total of the season.

UH missed the inside presence of Courtney Taylor. The freshman injured a knee in the game's opening minute after making her first basket. She did not return and her status is day-to-day.

In her absence, Cobilyn Hill and Ashlee Joseph played 18 minutes apiece and tallied nine points and five rebounds and eight points and six rebounds, respectively.

Houston led 34-29 at the break after holding Marshall without a field goal for the final 3:38 of the opening stanza. The Cougars closed the half on a 6-0 run and overcame a 4-for-14 shooting performance from behind the arc in the first 20 minutes.

Marshall's Casey Baker led all players with 28 points. She also added six assists, five rebounds and five steals. Hart finished with 27 after knocking down six triples.

Houston (15-15, 9-7 C-USA)												
	Min	FG	3FG	FT	R	F	A	TO	B	S	TP	
Meyers*	36	6-10	0-0	0-1	7	2	1	2	0	3	12	
Taylor*	1	1-1	0-0	0-0	1	0	0	0	0	0	2	
Jackson*	39	3-10	2-6	6-11	5	2	8	4	1	1	14	
Obaze*	18	1-3	1-2	0-0	2	2	2	3	0	0	3	
McIntyre*	37	7-11	6-9	0-0	2	4	2	1	0	2	20	
Morton	12	1-3	1-2	1-2	2	0	2	1	0	0	4	
Jakobsone	7	1-2	0-1	0-0	1	0	1	0	0	0	2	
Mason	4	0-1	0-0	0-0	0	1	0	1	0	1	0	
Scott	4	0-0	0-0	0-0	0	1	0	0	0	0	0	
Joseph	18	4-9	0-0	0-0	6	1	0	1	1	1	8	
Bradley	3	0-3	0-2	0-0	0	0	0	0	0	1	0	
Johnson	3	0-2	0-1	0-0	0	1	1	0	0	0	0	
Hill	18</											

**SCHEDULE/RESULTS**

OVERALL RECORD: 15-15 (Home: 8-6, Away: 6-8, Neutral: 1-1)

CONFERENCE USA: 9-7 (Home: 5-3, Away: 4-4)

Date	Opponent	UH Result	Streak	Record	C-USA	Points	Rebounds	Assists	Attendance
11/09/07	TEXAS SOUTHERN	W, 76-58	W1	1-0	-	Jackson (18)	Taylor (8)	McIntyre (4)	506
11/13/07	at Cal State Bakersfield	L, 83-95	L1	1-1	-	McIntyre (30)	Hill (9)	Jackson, McIntyre (5)	422
11/15/07	at Cal Poly	L, 48-53	L2	1-2	-	McIntyre, Morton (11)	Mason (9)	Jackson, Mason (2)	205
11/19/07	MIDDLE TENNESSEE	L, 68-69	L3	1-3	-	Taylor (18)	Mason (8)	McIntyre (5)	452
11/23/07	at Xavier #	L, 47-69	L4	1-4	-	Jackson (15)	Taylor (9)	McIntyre, Meyers, Obaze (1)	1,124
11/24/07	vs. Liberty #	L, 61-70	L5	1-5	-	Taylor (11)	Taylor (9)	McIntyre (5)	927
11/25/07	vs. McNeese State #	W, 87-57	W1	2-5	-	Taylor (19)	Taylor (10)	Johnson, Scott (4)	1,005
11/29/07	No. 8/9 LSU	L, 46-77	L1	2-6	-	Scott (11)	Meyers, Scott (6)	McIntyre (6)	1,021
12/04/07	at Texas Tech	W, 66-63	W1	3-6	-	McIntyre (17)	Taylor (11)	McIntyre (3)	8,493
12/08/07	at Miami (Fla.)	W, 63-62	W2	4-6	-	Jackson (15)	Jackson, Taylor (8)	Jackson (7)	295
12/16/07	at Akron	L, 76-81	L1	4-7	-	Hill (23)	Hill (13)	McIntyre (5)	145
12/21/07	TCU	W, 73-68	W1	5-7	-	Jackson (14)	Taylor (8)	Jackson (4)	501
12/28/07	No. 14/15 DUKE	L, 68-84	L1	5-8	-	McIntyre (13)	Meyers (7)	Jackson (9)	807
01/02/07	LAMAR	W, 82-75 (OT)	W1	6-8	-	Jackson (21)	Taylor (11)	Jackson, McIntyre (7)	516
01/04/08	UTEP*	L, 61-79	L1	6-9	0-1	McIntyre (18)	Taylor (10)	Jackson (5)	508
01/06/08	TULANE*	W, 74-64	W1	7-9	1-1	McIntyre (25)	Taylor (7)	Jackson (10)	506
01/13/08	RICE*	W, 71-66	W2	8-9	2-1	McIntyre (24)	Taylor (14)	Jackson (4)	614
01/17/08	at UCF*	W, 74-61	W3	9-9	3-1	McIntyre (22)	Jackson (11)	Jackson (6)	436
01/20/08	SOUTHERN MISS*	W, 71-61	W4	10-9	4-1	McIntyre (24)	Taylor (12)	Jackson (5)	627
01/26/08	at Rice*	W, 70-64	W5	11-9	5-1	Jackson (15)	Taylor (7)	Jackson (8)	290
02/01/08	at Memphis*	W, 70-54	W6	12-9	6-1	McIntyre (22)	Taylor (15)	Jackson (7)	706
02/03/08	at UAB*	W, 80-76 (OT)	W7	13-9	7-1	Hill (19)	Jackson (16)	Jackson (12)	466
02/07/08	TULSA*	W, 63-49	W8	14-9	8-1	McIntyre (20)	Taylor (9)	Jackson (9)	466
02/09/08	SMU*	L, 51-74	L1	14-10	8-2	Johnson (14)	Mason (7)	Jackson (4)	825
02/14/08	at No. 24/RV UTEP*	L, 55-80	L2	14-11	8-3	Taylor (10)	Taylor (9)	Scott (2)	5,513
02/16/08	at Tulane*	L, 69-73	L3	14-12	8-4	McIntyre (18)	Meyers (10)	Jackson (4)	496
02/21/08	at Tulsa*	L, 57-66	L4	14-13	8-5	James, McIntyre, Meyers (10)	Taylor (9)	McIntyre (4)	1,653
02/23/08	at SMU*	L, 74-85	L5	14-14	8-6	McIntyre (25)	Taylor (11)	Jackson (8)	1,268
02/28/08	EAST CAROLINA*	W, 72-69	W1	15-14	9-6	Jackson (19)	Taylor (9)	Jackson (5)	459
03/01/08	MARSHALL*	L, 74-78	L1	15-15	9-7	McIntyre (20)	Meyers (7)	Jackson (8)	623

Home games in CAPS

#-National City Xavier Invitational (Cincinnati, Ohio)

\*-Conference USA game

^--C-USA Championship (Orlando, Fla.)

**RECORD/ATTENDANCE SUMMARY**

	G	W-L	Total	Average	High
Home	14	8-6	8,431	602	1,021 vs. No. 8/7 LSU (11/29/07)
C-USA Games	8	5-3	4,628	578	825 vs. SMU (02/09/08)
Away	14	6-8	21,512	1,537	8,493 at Texas Tech (12/04/07)
C-USA Games	8	4-4	10,828	1,354	5,513 at No. 24/RV UTEP (02/14/08)
Neutral	2	1-1	1,932	966	1,005 vs. McNeese State (11/25/07)
Total	30	15-15	31,875	1,062	8,493 at Texas Tech (12/04/07)
C-USA Games	15	9-7	16,410	1,094	5,513 at No. 24/RV UTEP (02/14/08)

**WIN/LOSS MARGIN**

	1	2	3	4	5	6	7	8	9	10	11	12	13	14	16	18	22	23	25	28	30	31	34
Win	1		2	1	2	1	1			2			1	1	1	1					1		
Loss	1			2	2				2		1	1			1	1	1	1	1				1

**SEASON BOX SCORE**

OVERALL RECORD: 15-15 (Home: 8-6, Away: 6-8, Neutral: 1-1)

CONFERENCE USA: 9-7 (Home: 5-3, Away: 4-4)

No.	Player	GP	GS	Min	Avg	TOTAL			3-PTS			FT	FTA	Pct	REBOUNDS				PF	FO	A	TO	Blk	Stl	Pts	Avg	
						FG	FGA	Pct	3FG	FGA	Pct				Off	Def	Tot	Avg									
30	MCINTYRE, Twigg	30	29	1009	33.6	144	326	.442	75	192	.391	103	119	.866	16	81	97	3.2	63	2	88	99	2	53	466	15.5	
23	JACKSON, Tye	28	27	928	33.1	99	361	.274	34	129	.264	76	109	.697	25	116	141	5.0	67	1	139	95	16	38	308	11.0	
24	TAYLOR, Courtney	28	24	664	23.7	107	231	.463	0	6	.000	59	90	.656	82	156	238	8.5	56	1	30	30	15	28	273	9.8	
51	HILL, Cobilyn	30	26	595	19.8	91	230	.396	0	0	.000	52	88	.591	71	93	164	5.5	77	2	13	41	65	10	234	7.8	
15	MEYERS, Ryan	30	9	611	20.4	63	138	.457	0	1	.000	42	63	.667	43	97	140	4.7	72	4	31	59	7	36	168	5.6	
33	JAMES, Whitney	29	17	535	18.4	57	144	.396	5	31	.161	35	51	.686	36	55	91	3.1	70	1	26	35	2	20	154	5.3	
34	JOHNSON, Jasmine	29	9	321	11.1	27	82	.329	6	20	.300	28	37	.757	13	23	36	1.2	16	0	19	51	1	16	88	3.0	
11	SCOTT, Brittney	28	0	269	9.6	27	93	.290	8	29	.276	18	26	.692	8	21	29	1.0	36	0	19	37	1	14	80	2.9	
21	JOSEPH, Ashlee'	30	1	214	7.1	35	78	.449	0	1	.000	11	17	.647	33	28	61	2.0	24	0	5	20	2	3	81	2.7	
03	JAKOBSONE, Zane	18	0	118	6.6	14	40	.350	9	29	.310	5	5	1.000	3	10	13	0.7	11	0	6	8	0	2	42	2.3	
25	OBAZE, Alona	28	7	386	13.8	22	71	.310	13	49	.265	2	7	.286	11	32	43	1.5	36	0	25	35	2	15	59	2.1	
02	MORTON, Megan	17	0	111	6.5	7	37	.189	2	17	.118	14	18	.778	9	8	17	1.0	17	0	5	11	0	3	30	1.8	
05	MASON, Brittany	26	1	208	8.0	9	32	.281	0	0	.000	10	17	.588	22	38	60	2.3	28	1	10	21	9	7	28	1.1	
32	BRADLEY, Ryan	19	0	79	4.2	5	18	.278	1	8	.125	8	10	.800	5	7	12	0.6	6	0	1	8	4	2	19	1.0	
Team																76	74	150	5.0	1			4				
Houston Totals		30				707	1,881	.376	153	512	.299	463	657	.705	453	839	1,292	43.1	580	12	417	554	126	247	2,030	67.7	
Opponent Totals		30				728	1,879	.387	158	465	.340	466	652	.715	429	827	1,256	41.9	560	-	379	517	132	294	2,080	69.3	

SCORE BY PERIODS	1st	2nd	OT	Total
Houston	902	1105	23	2,030
Opponents	986	1082	12	2,080

**C-USA GAMES (9-7)**

No.	Player	GP	GS	Min	Avg	TOTAL			3-PTS			FT	FTA	Pct	REBOUNDS				PF	FO	A	TO	Blk	Stl	Pts	Avg	
						FG	FGA	Pct	3FG	FGA	Pct				Off	Def	Tot	Avg									
30	MCINTYRE, Twigg	16	16	552	34.5	84	173	.486	47	106	.443	68	75	.907	6	46	52	3.3	40	1	38	53	2	30	283	17.7	
24	TAYLOR, Courtney	16	15	385	24.1	64	141	.454	0	4	.000	36	52	.692	48	101	149	9.3	27	0	20	12	5	19	164	10.3	
23	JACKSON, Tye	16	16	539	33.7	42	182	.231	16	64	.250	47	67	.701	15	73	88	5.5	34	0	97	52	8	15	147	9.2	
51	HILL, Cobilyn	16	14	348	21.8	61	142	.430	0	0	.000	24	42	.571	36	56	92	5.8	40	1	9	22	39	5	146	9.1	
33	JAMES, Whitney	15	11	298	19.9	29	76	.382	2	16	.125	20	28	.714	21	26	47	3.1	35	0	15	21	1	8	80	5.3	
15	MEYERS, Ryan	16	3	319	19.9	35	75	.467	0	0	.000	9	19	.474	18	50	68	4.3	31	1	14	25	4	18	79	4.9	
21	JOSEPH, Ashlee'	16	0	122	7.6	18	41	.439	0	1	.000	7	8	.875	14	20	34	2.1	12	0	4	15	1	1	43	2.7	
34	JOHNSON, Jasmine	15	1	115	7.7	12	29	.414	3	8	.375	10	13	.769	5	6	11	0.7	11	0	9	19	0	5	37	2.5	
03	JAKOBSONE, Zane	15	0	94	6.3	12	36	.333	7	25	.280	5	5	1.000	3	9	12	0.8	9	0	6	7	0	2	36	2.4	
25	OBAZE, Alona	16	4	215	13.4	9	40	.225	6	28	.214	1	4	.250	2	16	18	1.1	24	0	17	20	1	7	25	1.6	
02	MORTON, Megan	8	0	41	5.1	2	11	.182	1	6	.167	6	8	.750	3	6	9	1.1	5	0	3	3	0	1	11	1.4	
11	SCOTT, Brittney	14	0	105	7.5	7	28	.250	2	9	.222	1	4	.250	1	5	6	0.4	13	0	8	17	1	8	17	1.2	
32	BRADLEY, Ryan	11	0	38	3.5	2	8	.250	0	3	.000	7	8	.875	1	2	3	0.3	1	0	0	5	3	0	11	1.0	
05	MASON, Brittany	12	0	54	4.5	2	7	.286	0	0	.000	3	8	.375	4	15	19	1.6	6	0	1	6	5	1	7	0.6	
Team																42	39	81	5.1	0			3				
Houston Totals		16				379	989	.383	84	270	.311	244	341	.716	219	470	689	43.1	288	3	241	280	70	120	1,086	67.9	
Opponent Totals		16				397	1,019	.390	79	242	.326	226	316	.715	218	444	662	41.4	282	-	200	255	63	153	1,099	68.7	

SCORE BY PERIODS	1st	2nd	OT	Total
Houston	485	590	11	1,086
Opponents	508	584	7	1,099

HOME (8-6)

No.	Player	GP	GS	Min	Avg	TOTAL			3-PTS			REBOUNDS			PF	FO	A	TO	Blk	Stl	Pts	Avg					
						FG	FGA	Pct	3FG	FGA	Pct	FT	FTA	Pct									Off	Def	Tot	Avg	
30	MCINTYRE, Twigg	14	14	474	33.9	66	147	.449	37	90	.411	56	59	.949	9	37	46	3.3	29	0	39	41	1	21	225	16.1	
23	JACKSON, Tye	13	13	437	33.6	46	157	.293	18	59	.305	42	66	.636	10	44	54	4.2	23	0	73	47	7	22	152	11.7	
24	TAYLOR, Courtney	14	12	309	22.1	46	105	.438	0	3	.000	24	35	.686	34	72	106	7.6	25	1	17	10	9	10	116	8.3	
15	MEYERS, Ryan	14	3	332	23.7	41	83	.494	0	1	.000	28	37	.757	21	55	76	5.4	34	2	14	24	3	19	110	7.9	
51	HILL, Cobilyn	14	12	250	17.9	33	87	.379	0	0	.000	23	40	.575	19	39	58	4.1	33	1	10	18	22	5	89	6.4	
33	JAMES, Whitney	13	9	213	16.4	23	60	.383	1	13	.077	9	16	.563	11	17	28	2.2	26	0	12	15	0	7	56	4.3	
34	JOHNSON, Jasmine	14	2	144	10.3	15	31	.484	3	7	.429	3	18	.722	5	9	14	1.0	6	0	10	26	0	4	46	3.3	
11	SCOTT, Brittney	14	0	139	9.9	17	55	.309	4	12	.333	7	10	.700	2	14	16	1.1	23	0	9	19	0	5	45	3.2	
21	JOSEPH, Ashlee'	14	0	98	7.0	16	33	.485	0	0	.000	2	2	1.000	8	15	23	1.6	8	0	3	6	2	2	34	2.4	
03	JAKOBSONE, Zane	11	0	74	6.7	9	24	.375	5	17	.294	2	2	1.000	2	9	11	1.0	8	0	2	4	0	0	25	2.3	
25	OBAZE, Alona	14	4	187	13.4	10	30	.333	8	23	.348	1	4	.250	3	15	18	1.3	19	0	14	17	2	7	29	2.1	
02	MORTON, Megan	8	0	44	5.5	3	11	.273	1	5	.200	3	6	.500	4	5	9	1.1	5	0	4	5	0	0	10	1.3	
32	BRADLEY, Ryan	10	0	32	3.2	1	8	.125	0	4	.000	4	4	1.000	3	2	5	0.5	2	0	0	4	2	1	6	0.6	
05	MASON, Brittany	12	1	92	7.7	2	15	.133	0	0	.000	3	8	.375	9	21	30	2.5	10	0	5	11	5	4	7	0.6	
Team																											
Houston Totals		14				328	846	.388	77	234	.329	217	307	.707	178	385	563	40.2	251	4	212	249	53	107	950	67.9	
Opponent Totals		14				350	874	.400	72	212	.340	199	274	.726	192	393	585	41.8	272	-	192	239	65	125	971	69.4	

AWAY (6-8)

No.	Player	GP	GS	Min	Avg	TOTAL			3-PTS			REBOUNDS			PF	FO	A	TO	Blk	Stl	Pts	Avg					
						FG	FGA	Pct	3FG	FGA	Pct	FT	FTA	Pct									Off	Def	Tot	Avg	
30	MCINTYRE, Twigg	14	14	493	35.2	71	163	.436	33	91	.363	44	55	.800	7	38	45	3.2	31	2	44	53	1	28	219	15.6	
24	TAYLOR, Courtney	12	10	308	25.7	51	109	.468	0	3	.000	25	40	.625	39	74	113	9.4	25	0	11	18	3	16	127	10.6	
23	JACKSON, Tye	14	14	463	33.1	50	191	.262	15	65	.231	32	41	.780	13	71	84	6.0	40	1	66	46	9	15	147	10.5	
51	HILL, Cobilyn	14	13	317	22.6	55	129	.426	0	0	.000	25	40	.625	47	49	96	6.9	40	1	3	23	37	5	135	9.6	
33	JAMES, Whitney	14	7	290	20.7	32	77	.416	4	15	.267	22	30	.733	21	30	51	3.6	40	1	13	18	1	11	90	6.4	
15	MEYERS, Ryan	14	4	247	17.6	19	48	.396	0	0	.000	8	18	.444	20	36	56	4.0	32	1	13	27	4	13	46	3.3	
21	JOSEPH, Ashlee'	14	1	99	7.1	15	36	.417	0	1	.000	7	11	.636	19	9	28	2.0	13	0	2	13	0	1	37	2.6	
02	MORTON, Megan	7	0	49	7.0	3	15	.200	1	8	.125	10	10	1.000	3	2	5	0.7	8	0	0	5	0	2	17	2.4	
03	JAKOBSONE, Zane	7	0	44	6.3	5	16	.313	4	12	.333	3	3	1.000	1	1	2	0.3	3	0	4	4	0	2	17	2.4	
11	SCOTT, Brittney	12	0	105	8.8	9	34	.265	3	14	.214	8	12	.667	5	5	10	0.8	9	0	6	15	1	8	29	2.4	
34	JOHNSON, Jasmine	13	5	119	9.2	9	34	.265	2	9	.222	10	11	.909	7	11	18	1.4	8	0	5	21	0	6	30	2.3	
25	OBAZE, Alona	12	2	172	14.3	7	29	.241	3	20	.150	0	1	.000	5	13	18	1.5	16	0	11	16	0	6	17	1.4	
05	MASON, Brittany	12	0	90	7.5	5	14	.357	0	0	.000	4	5	.800	12	13	25	2.1	11	1	3	5	4	2	14	1.2	
32	BRADLEY, Ryan	7	0	27	3.9	2	6	.333	0	2	.000	3	4	.750	0	3	3	0.4	2	0	1	2	2	0	7	1.0	
Team																											
Houston Totals		14				333	901	.370	65	240	.271	201	281	.715	232	394	626	44.7	279	7	182	268	62	115	932	66.6	
Opponent Totals		14				342	891	.384	79	229	.345	219	315	.695	211	378	589	42.1	238	-	170	238	60	151	982	70.1	

NEUTRAL (1-1)

No.	Player	GP	GS	Min	Avg	TOTAL			3-PTS			REBOUNDS			PF	FO	A	TO	Blk	Stl	Pts	Avg					
						FG	FGA	Pct	3FG	FGA	Pct	FT	FTA	Pct									Off	Def	Tot	Avg	
24	TAYLOR, Courtney	2	2	47	23.5	10	17	.588	0	0	.000	10	15	.667	9	10	19	9.5	6	0	2	2	3	2	30	15.0	
30	MCINTYRE, Twigg	2	1	42	21.0	7	16	.438	5	11	.455	3	5	.600	0	6	6	3.0	3	0	5	5	0	4	22	11.0	
23	JACKSON, Tye	1	0	28	28.0	3	13	.231	1	5	.200	2	2	1.000	2	1	3	3.0	4	0	0	2	0	1	9	9.0	
25	OBAZE, Alona	2	1	27	13.5	5	12	.417	2	6	.333	1	2	.500	3	4	7	3.5	1	0	0	2	0	2	13	6.5	
15	MEYERS, Ryan	2	2	32	16.0	3	7	.429	0	0	.000	6	8	.750	2	6	8	4.0	6	1	4	8	0	4	12	6.0	
34	JOHNSON, Jasmine	2	2	58	29.0	3	17	.176	1	4	.250	5	8	.625	1	3	4	2.0	2	0	4	4	1	6	12	6.0	
21	JOSEPH, Ashlee'	2	0	17	8.5	4	9	.444	0	0	.000	2	4	.500	6	4	10	5.0	3	0	0	1	0	0	10	5.0	
51	HILL, Cobilyn	2	1	28	14.0	3	14	.214	0	0	.000	4	8	.500	5	5	10	5.0	4	0	0	0	6	0	10	5.0	
33	JAMES, Whitney	2	1	32	16.0	2	7	.286	0	3	.000	4	5	.800	4	8	12	6.0	4	0	1	2	1	2	8	4.0	
05	MASON, Brittany	2	0	26	13.0	2	3	.667	0	0	.000	3	4	.750	1	4	5	2.5	7	0	2	5	0	1	7	3.5	
11	SCOTT, Brittney	2	0	25	12.5	1	4	.250	1	3	.333	3	4	.750	1	2	3	1.5	4	0	4	3	0	1	6	3.0	
32	BRADLEY, Ryan	2	0	20	10.0	2	4	.500	1	2	.500	1	2	.500	2	2	4	2.0	2	0	0	2	0	1	6	3.0	
02	MORTON, Megan	2	0	18	9.0	1	11	.091	0	4	.000	1	2	.500	2	1	3	1.5	4	0	1	1	0	1	3	1.5	
Team																											
Houston Totals		2				46	134	.343	11	38	.289	45	69	.652	43	60	103	51.5	50	1	23	37	11	25	148	74.0	
Opponent Totals		2				36	114	.316	7	24	.292	48	63	.762	26	56	82	41.0	50	-	17	40	7	18	127	63.5	

LAST FIVE GAMES (1-4)

No.	Player	GP	GS	Min	TOTAL			3-PTS			FT	FTA	Pct	REBOUNDS				PF	FO	A	TO	Blk	Stl	Pts	Avg	
					FG	FGA	Pct	3FG	FGA	Pct				Off	Def	Tot	Avg									
30	MCINTYRE, Twigg	5	5	175	35.0	26	53	.491	16	32	.500	23	28	.821	1	14	15	3.0	16	1	13	19	0	9	91	18.2
23	JACKSON, Tye	5	5	163	32.6	20	55	.364	10	26	.385	9	15	.600	4	11	15	3.0	13	0	26	16	4	3	59	11.8
24	TAYLOR, Courtney	5	4	95	19.0	18	42	.429	0	1	.000	8	12	.667	12	27	39	7.8	8	0	6	3	0	1	44	8.8
51	HILL, Cobilyn	5	3	110	22.0	19	43	.442	0	0	.000	1	4	.250	13	20	33	6.6	14	0	4	11	10	3	39	7.8
15	MEYERS, Ryan	5	3	115	23.0	15	26	.577	0	0	.000	4	9	.444	9	19	28	5.6	10	0	6	8	3	7	34	6.8
33	JAMES, Whitney	4	1	72	18.0	7	15	.467	0	4	.000	6	8	.750	6	9	15	3.8	11	0	1	6	1	1	20	5.0
21	JOSEPH, Ashlee'	5	0	46	9.2	8	19	.421	0	0	.000	1	1	1.000	6	7	13	2.6	1	0	2	5	1	1	17	3.4
03	JAKOBSONE, Zane	5	0	27	5.4	4	9	.444	1	4	.250	3	3	1.000	0	1	1	0.2	2	0	3	0	0	1	12	2.4
11	SCOTT, Brittney	4	0	40	10.0	4	10	.400	1	4	.250	0	0	.000	0	2	2	0.5	5	0	2	4	0	3	9	2.3
25	OBAZE, Alona	5	3	79	15.8	3	18	.167	2	13	.154	0	0	.000	1	4	5	1.0	6	0	6	9	0	3	8	1.6
02	MORTON, Megan	4	0	23	5.8	1	6	.167	1	3	.333	1	2	.500	1	3	4	1.0	1	0	2	2	0	0	4	1.0
34	JOHNSON, Jasmine	5	1	29	5.8	1	6	.167	0	1	.000	2	2	1.000	1	2	3	0.6	6	0	2	6	0	0	4	0.8
32	BRADLEY, Ryan	3	0	8	2.7	0	4	.000	0	3	.000	2	2	1.000	0	0	0	0.0	0	0	0	0	1	0	2	0.7
05	MASON, Brittany	5	0	18	3.6	1	2	.500	0	0	.000	1	2	.500	1	4	5	1.0	2	0	0	1	3	0	3	0.6
Team															13	6	19	3.8	0							
Houston Totals		5				127	308	.412	31	91	.341	61	88	.693	68	129	197	39.4	95	1	73	90	23	32	346	69.2
Opponent Totals		5				132	308	.429	28	70	.400	79	114	.693	69	130	199	39.8	79	-	67	76	28	51	371	74.2

LAST 10 GAMES (4-6)

No.	Player	GP	GS	Min	TOTAL			3-PTS			FT	FTA	Pct	REBOUNDS				PF	FO	A	TO	Blk	Stl	Pts	Avg	
					FG	FGA	Pct	3FG	FGA	Pct				Off	Def	Tot	Avg									
30	MCINTYRE, Twigg	10	10	332	33.2	48	103	.466	31	70	.443	33	38	.868	2	25	27	2.7	24	1	22	34	1	16	160	16.0
24	TAYLOR, Courtney	10	9	215	21.5	37	83	.446	0	3	.000	20	30	.667	26	63	89	8.9	17	0	12	10	3	11	94	9.4
23	JACKSON, Tye	10	10	328	32.8	29	112	.259	13	46	.283	22	33	.667	12	42	54	5.4	24	0	59	33	5	7	93	9.3
51	HILL, Cobilyn	10	8	223	22.3	37	90	.411	0	0	.000	11	22	.500	24	37	61	6.1	26	0	7	14	22	4	85	8.5
15	MEYERS, Ryan	10	3	196	19.6	22	44	.500	0	0	.000	6	14	.429	12	29	41	4.1	17	0	8	18	3	12	50	5.0
33	JAMES, Whitney	9	6	169	18.8	17	44	.386	1	9	.111	9	12	.750	15	20	35	3.9	19	0	7	14	1	4	44	4.9
21	JOSEPH, Ashlee'	10	0	92	9.2	14	34	.412	0	1	.000	7	8	.875	12	14	26	2.6	6	0	3	12	1	1	35	3.5
34	JOHNSON, Jasmine	10	1	91	9.1	10	24	.417	3	7	.429	8	10	.800	3	4	7	0.7	9	0	7	13	0	5	31	3.1
03	JAKOBSONE, Zane	9	0	59	6.6	8	22	.364	5	14	.357	5	5	1.000	1	4	5	0.6	3	0	4	1	0	2	26	2.9
11	SCOTT, Brittney	8	0	72	9.0	6	22	.273	1	7	.143	1	4	.250	1	3	4	0.5	9	0	4	9	1	6	14	1.8
25	OBAZE, Alona	10	3	142	14.2	5	24	.208	4	18	.222	0	0	.000	1	10	11	1.1	15	0	12	16	0	5	14	1.4
02	MORTON, Megan	6	0	38	6.3	2	11	.182	1	6	.167	3	4	.750	2	6	8	1.3	5	0	3	3	0	1	8	1.3
32	BRADLEY, Ryan	7	0	22	3.1	0	5	.000	0	3	.000	6	6	1.000	0	1	1	0.1	1	0	0	2	2	0	6	0.9
05	MASON, Brittany	9	0	46	5.1	2	7	.286	0	0	.000	1	4	.250	4	13	17	1.9	5	0	0	5	5	1	5	0.6
Team															27	18	45	4.5	0							
Houston Totals		10				237	625	.379	59	184	.321	132	190	.695	142	289	431	43.1	180	1	148	186	44	75	665	66.5
Opponent Totals		10				254	630	.403	55	146	.377	141	199	.709	129	280	409	40.9	165	-	122	159	44	110	704	70.4

NON-CONFERENCE GAMES (6-8)

No.	Player	GP	GS	Min	TOTAL			3-PTS			FT	FTA	Pct	REBOUNDS				PF	FO	A	TO	Blk	Stl	Pts	Avg	
					FG	FGA	Pct	3FG	FGA	Pct				Off	Def	Tot	Avg									
23	JACKSON, Tye	12	11	389	32.4	57	179	.318	18	65	.277	29	42	.690	10	43	53	4.4	33	1	42	43	8	23	161	13.4
30	MCINTYRE, Twigg	14	13	457	32.6	60	153	.392	28	86	.326	35	44	.795	10	35	45	3.2	23	1	50	46	0	23	183	13.1
24	TAYLOR, Courtney	12	9	279	23.3	43	90	.478	0	2	.000	23	38	.605	34	55	89	7.4	29	1	10	18	10	9	109	9.1
15	MEYERS, Ryan	14	6	292	20.9	28	63	.444	0	1	.000	33	44	.750	25	47	72	5.1	41	3	17	34	3	18	89	6.4
51	HILL, Cobilyn	14	12	247	17.6	30	88	.341	0	0	.000	28	46	.609	35	37	72	5.1	37	1	4	19	26	5	88	6.3
33	JAMES, Whitney	14	6	237	16.9	28	68	.412	3	15	.200	15	23	.652	15	29	44	3.1	35	1	11	14	1	12	74	5.3
11	SCOTT, Brittney	14	0	164	11.7	20	65	.308	6	20	.300	17	22	.773	7	16	23	1.6	23	0	11	20	0	6	63	4.5
34	JOHNSON, Jasmine	14	8	206	14.7	15	53	.283	3	12	.250	18	24	.750	8	17	25	1.8	5	0	10	32	1	11	51	3.6
25	OBAZE, Alona	12	3	171	14.3	13	31	.419	7	21	.333	1	3	.333	9	16	25	2.1	12	0	8	15	1	8	34	2.8
21	JOSEPH, Ashlee'	14	1	92	6.6	17	37	.459	0	0	.000	4	9	.444	19	8	27	1.9	12	0	1	5	1	2	38	2.7
02	MORTON, Megan	9	0	70	7.8	5	26	.192	1	11	.091	8	10	.800	6	2	8	0.9	12	0	2	8	0	2	19	2.1
03	JAKOBSONE, Zane	3	0	24	8.0	2	4	.500	2	4	.500	0	0	.000	0	1	1	0.3	2	0	0	1	0	0	6	2.0
05	MASON, Brittany	14	1	154	11.0	7	25	.280	0	0	.000	7	9	.778	18	23	41	2.9	22	1	9	15	4	6	21	1.5
32	BRADLEY, Ryan	8	0	41	5.1	3	10	.300	1	5	.200	1	2	.500	4	5	9	1.1	5	0	1	3	1	2	8	1.0
Team															34	35	69	4.9	1							
Houston Totals		14				328	892	.368	69	242	.285	219	316	.693	234	369	603	43.1	292	9	176	274	56	127	944	67.4
Opponent Totals		14				331	860	.385	79	223	.354	240	336	.714	211	383	594	42.4	278	-	179	262	69	141	981	70.1

TEAM STATISTICS

OVERALL RECORD: 15-15 (Home: 8-6, Away: 6-8, Neutral: 1-1)

CONFERENCE USA: 9-7 (Home: 5-3, Away: 4-4)

Opponent	Date	Score	W/L	TOTAL			3-PTRS			REBOUNDS													
				FG	FGA	Pct	3FG	FGA	Pct	FT	FTA	Pct	Off	Def	Tot	Avg	PF	A	TO	Blk	Stl	Pts	Avg
TEXAS SOUTHERN	11/09/07	76-58	W	26	71	.366	6	18	.333	18	31	.581	18	33	51	51.0	21	15	17	4	16	76	76.0
at Cal State Bakersfield	11/13/07	83-95	L	31	69	.449	4	17	.235	17	20	.850	21	29	50	50.5	24	17	28	10	7	83	79.5
at Cal Poly	11/15/07	48-53	L	13	57	.228	3	15	.200	19	27	.704	20	33	53	51.3	21	6	24	3	7	48	69.0
MIDDLE TENNESSEE	11/19/07	68-69	L	25	52	.481	3	9	.333	15	19	.789	16	16	32	46.5	13	12	21	5	9	68	68.8
at Xavier #	11/23/07	47-69	L	18	78	.231	2	22	.091	9	14	.643	19	20	39	45.0	21	3	8	2	11	47	64.4
vs. Liberty #	11/24/07	61-70	L	19	74	.257	2	19	.105	21	32	.656	23	24	47	45.3	32	8	12	5	12	61	63.8
vs. McNeese State #	11/25/07	87-57	W	27	60	.450	9	19	.474	24	37	.649	20	36	56	46.9	18	15	25	6	13	87	67.1
No. 8/7 LSU	11/29/07	46-77	L	18	54	.333	3	12	.250	7	15	.467	13	26	39	45.9	20	9	25	2	5	46	64.5
at Texas Tech	12/04/07	66-63	W	26	71	.366	5	19	.263	9	11	.818	18	24	42	45.4	14	12	17	7	10	66	64.7
at Miami (Fla.)	12/08/07	63-62	W	24	57	.421	8	22	.364	7	11	.636	15	24	39	44.8	18	16	24	1	7	63	64.5
at Akron	12/16/07	76-81	L	27	68	.397	3	14	.214	19	28	.679	20	26	46	44.9	25	13	15	3	6	76	65.5
TCU	12/21/07	73-68	W	24	48	.500	6	11	.545	19	22	.864	5	27	32	43.8	25	13	24	4	7	73	66.2
No. 14/15 DUKE	12/28/07	68-84	L	21	58	.362	7	22	.318	19	23	.826	13	22	35	43.2	20	15	20	3	7	68	66.3
LAMAR	01/02/08	82-75	W (OT)	29	75	.387	8	23	.348	16	26	.615	13	29	42	43.1	20	22	14	1	10	82	67.4
UTEP*	01/04/08	61-79	L	25	65	.385	4	19	.211	7	14	.500	21	26	47	43.3	19	16	21	6	4	61	67.0
TULANE*	01/06/08	74-64	W	22	44	.500	4	13	.308	26	32	.813	6	24	30	42.5	19	17	13	5	7	74	67.4
RICE*	01/13/08	71-66	W	22	62	.355	4	11	.364	23	29	.793	12	42	54	43.2	14	17	19	2	4	71	67.6
at UCF*	01/17/08	74-61	W	25	66	.379	4	14	.286	20	30	.667	14	36	50	43.6	19	12	16	3	10	74	68.0
SOUTHERN MISS*	01/20/08	71-61	W	22	70	.314	4	16	.250	23	28	.821	16	30	46	43.7	18	13	10	5	8	71	68.2
at Rice*	01/26/08	70-64	W	26	57	.456	5	13	.385	13	18	.722	8	23	31	43.0	19	18	15	5	12	70	68.2
at Memphis*	02/01/08	70-54	W	26	60	.433	8	17	.471	10	16	.625	21	32	53	43.5	18	19	26	3	12	70	68.3
at UAB*	02/03/08	80-76	W (OT)	26	70	.371	6	19	.316	22	28	.786	14	39	53	44.0	17	18	16	7	10	80	68.9
TULSA*	02/07/08	63-49	W	23	56	.411	6	20	.300	11	14	.786	10	27	37	43.7	13	18	19	4	7	63	68.6
SMU*	02/09/08	51-74	L	19	70	.271	4	19	.211	9	17	.529	12	32	44	43.7	16	11	15	3	9	51	67.9
at No. 24/RV UTEP*	02/14/08	55-80	L	16	61	.262	4	18	.222	19	27	.704	17	30	47	43.8	21	9	20	4	5	55	67.4
at Tulane*	02/16/08	69-73	L	25	67	.373	7	20	.350	12	16	.750	18	31	49	44.0	22	13	18	6	5	69	67.4
at Tulsa*	02/21/08	57-66	L	23	55	.418	2	14	.143	9	15	.600	13	21	34	43.6	17	13	23	4	7	57	67.0
at SMU*	02/23/08	74-85	L	27	65	.415	4	16	.250	16	20	.800	14	26	40	43.5	23	13	18	4	6	74	67.3
EAST CAROLINA*	02/28/08	72-69	W	24	58	.414	8	18	.444	16	19	.842	11	26	37	43.3	16	13	17	4	6	72	67.4
MARSHALL*	03/01/08	74-78	L	28	63	.444	10	23	.435	8	18	.444	12	25	37	43.1	17	21	14	5	8	74	67.7
<b>Houston Totals</b>		<b>2,030</b>		<b>707</b>	<b>1,881</b>	<b>.376</b>	<b>153</b>	<b>512</b>	<b>.299</b>	<b>463</b>	<b>657</b>	<b>.705</b>	<b>453</b>	<b>839</b>	<b>1,292</b>	<b>43.1</b>	<b>580</b>	<b>417</b>	<b>554</b>	<b>126</b>	<b>247</b>	<b>2,030</b>	<b>67.7</b>
<b>Opponent Totals</b>		<b>2,080</b>		<b>728</b>	<b>1,879</b>	<b>.387</b>	<b>158</b>	<b>465</b>	<b>.340</b>	<b>466</b>	<b>652</b>	<b>.715</b>	<b>429</b>	<b>827</b>	<b>1,256</b>	<b>41.9</b>	<b>560</b>	<b>379</b>	<b>517</b>	<b>132</b>	<b>294</b>	<b>2,080</b>	<b>69.3</b>

#-National City Xavier Invitational (Cincinnati, Ohio); \*-Conference USA Game; ^-C-USA Championship (Orlando, Fla.)

TEAM GAME-BY-GAME STATISTICS

Opponent	Site/Date	FG-FGA	Pct.	3P-3PA	Pct.	FT-FTA	Pct.	Reb. (O-D-T)	PF	AS	TO	BS	ST	1st-2nd-OT	Pts.
at Houston	H	26-71	.366	6-18	.333	18-31	.581	18-33-51	21	15	17	4	16	33-43	76
Texas Southern	11/09/07	18-56	.321	8-19	.421	14-21	.667	9-35-44	25	11	24	11	5	30-28	58
Houston	A	31-69	.449	4-17	.235	17-20	.850	21-29-50	24	17	28	10	7	38-45	83
at Cal State Bakersfield	11/13/07	31-70	.443	9-17	.529	24-31	.774	14-19-33	20	11	17	3	17	54-41	95
Houston	A	13-57	.228	3-15	.200	19-27	.704	20-33-53	21	6	24	3	7	22-26	48
at Cal Poly	11/15/07	20-70	.286	1-13	.077	12-17	.706	20-28-48	21	13	16	5	12	28-25	53
at Houston	H	25-52	.481	3-9	.333	15-19	.789	16-16-32	13	12	21	5	9	34-34	68
Middle Tennessee	11/19/07	28-65	.431	8-24	.333	5-8	.625	22-15-37	21	18	19	3	14	41-28	69
Houston	A	18-78	.231	2-22	.091	9-14	.643	19-20-39	21	3	8	2	11	19-28	47
at Xavier #	11/23/07	24-51	.471	7-14	.500	14-24	.583	11-43-54	10	13	22	8	2	28-41	69
Houston	N	19-74	.257	2-19	.105	21-32	.656	23-24-47	32	8	12	5	12	29-32	61
vs. Liberty #	11/24/07	18-54	.333	2-6	.333	32-44	.727	19-37-56	27	9	20	6	3	29-41	70
Houston	N	27-60	.450	9-19	.474	24-37	.649	20-36-56	18	15	25	6	13	51-36	87
vs. McNeese State #	11/25/07	18-60	.300	5-18	.278	16-19	.842	7-19-26	23	8	20	1	15	23-34	57
at Houston	H	18-54	.333	3-12	.250	7-15	.467	13-26-39	20	9	25	2	5	19-27	46
No. 8/7 LSU	11/29/07	29-64	.453	4-10	.400	15-24	.625	17-28-45	19	20	13	9	16	41-36	77
Houston	A	26-71	.366	5-19	.263	9-11	.818	18-24-42	14	12	17	7	10	31-35	66
at Texas Tech	12/04/07	24-71	.338	5-19	.263	10-12	.833	23-29-52	16	13	20	5	10	28-35	63
Houston	A	24-57	.421	8-22	.364	7-11	.636	15-24-39	18	16	24	1	7	27-36	63
at Miami (Fla.)	12/08/07	22-56	.393	6-18	.333	12-18	.667	12-20-32	13	9	18	4	13	26-36	62
Houston	A	27-68	.397	3-14	.214	19-28	.679	20-26-46	25	13	15	3	6	33-43	76
at Akron	12/16/07	23-56	.411	11-23	.478	24-32	.750	11-24-35	18	17	15	6	7	29-52	81
at Houston	H	24-48	.500	6-11	.545	19-22	.864	5-27-32	25	13	24	4	7	32-41	73
TCU	12/21/07	20-58	.345	5-21	.238	23-30	.767	14-21-35	22	10	17	1	13	34-34	68
at Houston	H	21-58	.362	7-22	.318	19-23	.826	13-22-35	20	15	20	3	7	27-41	68
No. 14/15 Duke	12/28/07	30-67	.448	2-8	.250	22-31	.710	21-27-48	22	17	17	6	10	41-43	84
at Houston	H	29-75	.387	8-23	.348	16-26	.615	13-29-42	20	22	14	1	10	22-48-12	82 (OT)
Lamar	01/02/08	26-62	.419	6-13	.462	17-25	.680	11-38-49	21	10	24	1	4	46-24-5	75
at Houston	H	25-65	.385	4-19	.211	7-14	.500	21-26-47	19	16	21	6	4	30-31	61
UTEP*	01/04/08	30-64	.469	7-16	.438	12-19	.632	14-23-37	14	16	14	1	12	31-48	79
at Houston	H	22-44	.500	4-13	.308	26-32	.813	6-24-30	19	17	13	5	7	25-49	74
Tulane*	01/06/08	20-56	.357	4-14	.286	20-22	.909	14-19-33	19	11	13	2	4	33-31	64
at Houston	H	22-62	.355	4-11	.364	23-29	.793	12-42-54	14	16	19	2	4	36-35	71
Rice*	01/13/08	27-67	.403	4-18	.222	8-15	.533	5-30-35	21	17	12	7	5	36-30	66
Houston	A	25-66	.379	4-14	.286	20-30	.667	14-36-50	19	12	16	3	10	36-38	74
at UCF*	01/17/08	23-71	.324	2-17	.118	13-23	.565	19-32-51	22	13	19	3	9	25-36	61
at Houston	H	22-70	.314	4-16	.250	23-28	.821	16-30-46	18	13	10	5	8	21-50	71
Southern Miss*	01/20/08	21-70	.300	5-17	.294	14-14	1.000	19-34-53	26	13	18	4	3	29-32	61
Houston	A	26-57	.456	5-13	.385	13-18	.722	8-23-31	19	18	15	5	12	34-36	70
at Rice*	01/26/08	22-61	.361	2-14	.143	18-24	.750	18-26-44	15	9	20	2	10	23-41	64
Houston	A	26-60	.433	8-17	.471	10-16	.625	21-32-53	18	19	26	3	12	39-31	70
at Memphis*	02/01/08	17-48	.354	7-14	.500	13-22	.591	8-17-25	16	9	21	3	16	28-26	54
Houston	A	26-70	.371	6-19	.316	22-28	.786	14-39-53	17	18	16	7	10	35-34-11	80 (OT)
at UAB*	02/03/08	28-80	.350	5-25	.200	15-18	.833	16-33-49	22	7	13	2	66	25-44-7	76
at Houston	H	23-56	.411	6-20	.300	11-14	.786	10-27-37	13	18	19	4	7	28-35	63
Tulsa*	02/07/08	19-60	.317	4-13	.308	7-9	.778	16-24-40	15	6	23	4	12	25-24	49
at Houston	H	19-70	.271	4-19	.211	9-17	.529	12-32-44	16	11	15	3	9	20-31	51
SMU*	02/09/08	26-63	.413	4-8	.500	18-21	.857	7-44-51	15	15	14	4	10	43-31	74
Houston	A	16-61	.262	4-18	.222	19-27	.704	17-30-47	21	9	20	4	5	20-35	55
at No. 24/RV UTEP*	02/14/08	32-71	.451	7-16	.438	9-15	.600	13-32-45	18	18	12	3	15	41-39	80
Houston	A	25-67	.373	7-20	.350	12-16	.750	18-31-49	22	13	18	6	5	29-40	69
at Tulane*	02/16/08	25-64	.391	7-18	.389	16-26	.615	16-25-41	17	12	13	7	10	40-33	73
Houston	A	23-55	.418	2-14	.143	9-15	.600	13-21-34	17	13	23	4	7	27-30	57
at Tulsa*	02/21/08	24-61	.393	6-9	.667	12-19	.632	19-24-43	17	9	21	5	12	31-35	66
Houston	A	27-65	.415	4-16	.250	16-20	.800	14-26-40	23	13	181	4	6	40-34	74
at SMU*	02/23/08	27-61	.443	4-12	.333	27-34	.794	11-26-37	13	17	11	4	12	36-49	85
at Houston	H	24-58	.414	8-18	.444	16-19	.842	11-26-37	16	13	17	4	6	31-41	72
East Carolina	02/28/08	27-67	.403	3-16	.188	12-17	.706	17-25-42	17	16	16	3	9	33-36	69
at Houston	H	28-63	.444	10-23	.435	8-18	.444	12-25-37	17	21	14	5	8	34-40	74
Marshall	03/01/08	29-55	.527	8-15	.533	12-18	.667	6-30-36	15	13	15	9	8	29-49	78

\*-Conference USA Game

#-National City Xavier Invitational (Cincinnati, Ohio)

^--C-USA Championship (Orlando, Fla.)

POINTS-REBOUNDS-ASSISTS

OPPONENT	2 • MORTON	3 • JAKOBSONE	5 • MASON	11 • SCOTT	15 • MEYERS	21 • JOSEPH	23 • JACKSON
TEXAS SOUTHERN (W, 76-58)	1-1-1	-	0-5-0	1-2-0	14-7-3	6-5-0	18-2-2
at Cal State Bakersfield (L, 83-95)	DNP-CD	-	0-3-0	0-0-1	8-8-2	6-3-0	15-3-5
at Cal Poly (L, 48-53)	11-2-0	-	6-9-2	0-0-0	0-5-0	1-3-0	8-8-2
MIDDLE TENNESSEE (L, 68-69)	2-1-0	-	2-8-3	14-1-1	4-5-1	2-0-0	15-5-1
at Xavier # (L, 47-69)	0-0-0	-	4-1-0	0-1-0	3-3-1	3-2-0	15-4-0
vs. Liberty # (L, 61-70)	0-0-0	-	1-1-0	0-0-0	2-3-1	3-2-0	9-3-0
vs. McNeese State # (W, 87-57)	3-3-1	-	6-4-2	6-3-4	10-5-3	7-8-0	DNP-INJ
No. 8/7 LSU (L, 46-77)	0-0-0	-	0-3-0	11-6-0	4-6-0	6-2-1	DNP-INJ
at Texas Tech (W, 66-63)	DNP-CD	-	0-2-1	8-3-1	4-1-2	2-0-0	6-5-1
at Miami (Fla.) (W, 63-62)	DNP-CD	-	0-0-0	5-2-0	1-1-1	0-0-0	15-8-7
at Akron (L, 76-81)	2-1-0	-	2-4-0	6-2-0	0-8-1	2-2-0	13-5-4
TCU (W, 73-68)	DNP-CD	0-0-0	0-1-1	10-2-0	13-5-0	0-0-0	14-2-4
No. 14/15 DUKE (L, 68-84)	DNP-CD	6-0-0	0-0-0	2-0-2	8-7-2	0-0-0	12-4-9
LAMAR (W, 82-75 OT)	0-0-0	0-1-0	0-0-0	0-1-2	18-8-0	0-0-0	21-4-7
UTEP* (L, 61-79)	1-1-0	4-5-0	2-0-0	0-1-2	8-7-3	0-1-1	2-3-5
TULANE* (W, 74-64)	DNP-CD	0-0-0	DNP-CD	0-0-0	0-1-0	2-0-0	18-5-10
RICE* (W, 71-66)	DNP-CD	3-0-1	DNP-CD	3-0-0	4-9-2	2-4-0	6-4-4
at UCF* (W, 74-61)	2-0-0	3-1-1	0-1-0	0-0-0	2-5-0	2-3-0	3-11-6
SOUTHERN MISS* (W, 71-61)	DNP-CD	0-1-0	0-1-1	0-1-1	9-2-0	0-0-0	10-7-5
at Rice* (W, 70-64)	DNP-CD	0-0-0	DNP-CD	0-0-1	6-3-1	2-0-0	15-4-8
at Memphis* (W, 70-54)	DNP-INJ	0-0-0	0-0-0	0-0-0	2-0-0	5-5-0	11-6-7
at UAB* (W, 80-76 OT)	DNP-INJ	DNP-CD	DNP-CD	DNP-CD	2-4-0	1-1-0	11-16-12
TULSA* (W, 63-49)	DNP-CD	0-1-0	2-2-0	0-0-0	8-3-1	2-1-0	3-6-9
SMU* (L, 51-74)	2-3-1	8-2-0	0-7-0	0-1-0	4-4-0	4-1-0	0-5-4
at No. 24/RV UTEP* (L, 55-80)	2-1-0	6-1-1	0-3-0	5-1-2	0-2-1	6-5-1	9-6-1
at Tulane* (L, 69-73)	0-0-0	0-0-1	0-1-0	5-0-1	4-10-2	5-2-1	11-2-4
at Tulsa* (L, 57-66)	DNP-CD	6-0-1	0-0-0	DNP-CD	10-5-2	0-0-0	5-2-1
at SMU* (L, 74-85)	0-1-0	2-0-0	2-1-0	0-1-0	4-1-0	2-2-0	10-4-8
EAST CAROLINA* (W, 72-69)	0-1-0	2-0-0	1-3-0	4-1-1	4-5-1	2-3-0	19-2-5
MARSHALL* (L, 74-78)	4-2-2	2-1-1	0-0-0	0-0-0	12-7-1	8-6-1	14-5-8

OPPONENT	24 • TAYLOR	25 • OBAZE	30 • MCINTYRE	32 • BRADLEY	33 • JAMES	34 • JOHNSON	51 • HILL
TEXAS SOUTHERN (W, 76-58)	1-8-1	3-1-3	9-6-4	DNP-CD	12-4-0	9-2-0	2-3-1
at Cal State Bakersfield (L, 83-95)	1-3-0	4-7-3	30-5-5	DNP-CD	2-4-1	9-2-0	8-9-0
at Cal Poly (L, 48-53)	DNP-INJ	0-1-0	11-5-1	0-0-0	2-4-1	9-2-0	8-9-0
MIDDLE TENNESSEE (L, 68-69)	18-4-1	0-0-0	11-2-5	DNP-CD	6-2-0	0-5-1	5-7-0
at Xavier # (L, 47-69)	6-9-0	0-1-1	4-2-1	2-0-0	0-1-0	5-6-0	5-3-0
vs. Liberty # (L, 61-70)	11-9-2	5-3-0	4-2-5	4-3-0	4-7-0	8-2-0	10-7-0
vs. McNeese State # (W, 87-57)	19-10-0	8-4-0	18-4-0	2-1-0	4-5-1	4-2-4	0-3-0
No. 8/7 LSU (L, 46-77)	2-4-1	3-1-0	8-3-6	0-2-0	0-1-0	6-4-0	6-5-1
at Texas Tech (W, 66-63)	13-11-1	DNP-INJ	17-3-3	DNP-CD	10-5-2	2-0-0	4-6-1
at Miami (Fla.) (W, 63-62)	12-8-0	DNP-INJ	11-2-6	DNP-CD	13-6-1	0-0-1	6-4-0
at Akron (L, 76-81)	DNP-INJ	2-2-0	18-1-5	0-2-1	8-4-1	0-0-1	23-13-0
TCU (W, 73-68)	6-8-0	3-1-0	10-1-2	0-0-0	8-3-3	7-2-3	2-3-0
No. 14/15 DUKE (L, 68-84)	11-4-0	0-1-0	13-5-0	0-1-0	7-2-1	0-0-0	9-4-1
LAMAR (W, 82-75 OT)	9-11-4	6-3-1	19-4-7	DNP-CD	0-0-1	1-0-0	8-5-0
UTEP* (L, 61-79)	14-10-0	1-2-1	18-3-3	0-1-0	2-1-1	0-0-0	9-6-0
TULANE* (W, 74-64)	10-7-2	4-0-1	25-6-1	DNP-CD	3-3-2	0-0-1	12-5-0
RICE* (W, 71-66)	6-14-3	0-1-2	24-5-2	0-0-0	4-1-2	3-2-1	16-6-0
at UCF* (W, 74-61)	12-10-1	0-0-0	22-4-3	3-0-0	9-0-1	DNP-CD	16-7-0
SOUTHERN MISS* (W, 71-61)	14-12-0	3-3-1	24-4-3	2-1-0	4-3-1	3-2-0	2-3-1
at Rice* (W, 70-64)	14-7-2	3-1-0	10-3-4	DNP-INJ	14-4-1	0-0-0	6-4-1
at Memphis* (W, 70-54)	10-15-3	0-0-0	22-4-4	0-0-0	4-7-4	4-0-0	12-8-1
at UAB* (W, 80-76 OT)	17-12-0	3-1-3	18-2-2	DNP-CD	9-5-0	0-0-1	19-7-0
TULSA* (W, 63-49)	9-9-1	3-1-1	20-3-2	0-0-0	4-2-1	3-1-2	9-5-1
SMU* (L, 51-74)	4-5-2	0-2-1	6-1-0	2-0-0	6-4-0	14-1-2	1-4-1
at No. 24/RV UTEP* (L, 55-80)	10-9-0	0-2-1	3-2-1	2-1-0	1-2-1	6-2-0	5-4-0
at Tulane* (L, 69-73)	11-9-1	5-0-1	18-5-2	DNP-CD	4-2-0	0-2-0	6-9-0
at Tulsa* (L, 57-66)	8-9-2	0-1-2	10-4-4	DNP-CD	10-6-1	2-1-0	6-5-0
at SMU* (L, 74-85)	13-11-1	0-2-0	25-3-3	0-0-0	0-3-0	2-0-1	14-10-0
EAST CAROLINA* (W, 72-69)	10-9-2	0-0-1	18-1-2	2-0-0	6-4-0	0-0-0	4-4-1
MARSHALL* (L, 74-78)	2-1-0	3-2-2	20-2-2	0-0-0	DNP-NA	0-0-1	9-5-3

#-National City Xavier Invitational (Cincinnati, Ohio); \*-Conference USA Game; ^-C-USA Championship (Orlando, Fla.)

**SEASON SUPERLATIVES**

**Individual**

<i>Category</i>	<i>Houston High</i>	<i>Opponent High</i>
Points Scored	30, Twigg McIntyre, at Cal State Bakersfield (11/13/07)	30, Amber Holt, vs. Middle Tennessee (11/19/07)
Field Goals Made	12, Twigg McIntyre, at Cal State Bakersfield (11/13/07)	13, Amber Holt, vs. Middle Tennessee (11/19/07)
Field Goals Attempted	20, Tye Jackson, at Xavier (11/23/07) 20, Twigg McIntyre, at Cal State Bakersfield (11/13/07) 20, Tye Jackson, vs. Texas Southern (11/09/07)	27, Amber Holt, vs. Middle Tennessee (11/19/07)
Field-Goal Pct. (min. 5 made)	1.000 (7-7), Courtney Taylor, vs. Middle Tennessee (11/19/07) 1.000 (5-5), Cobilyn Hill, vs. Tulane (01/06/08)	.889 (8-9), Sylvia Fowles, vs. No. 8/7 LSU (11/29/07)
3-Point Field Goals Made	6, Twigg McIntyre, vs. Marshall (03/01/08) 6, Twigg McIntyre, at Memphis (02/01/08)	6, Kizzy Hart, vs. Marshall (03/01/08)
3-Point Field Goals Attempted	11, Twigg McIntyre, at Texas Tech (12/04/07)	11, Keyla Snowden, at Akron (12/16/07) 11, Maurita Reid, at Miami (12/08/07)
3-Point Field Goal Pct. (min. 2 made)	1.000 (2-2), Jasmine Johnson, vs. SMU (02/09/08) 1.000 (2-2), Tye Jackson, vs. TCU (12/21/07)	1.000 (2-2) - seven times, last vs. Marshall (03/01/08)
Free Throws Made	12, Twigg McIntyre, vs. Rice (01/13/08)	9, Janielle Dodds, at SMU (02/23/08) 9, Megan Frazee, vs. Liberty (11/24/07) 9, Kelley Tarver, at Cal State Bakersfield (11/13/07)
Free Throws Attempted	14, Tye Jackson, vs. Tulane (01/06/08)	10, six times, last by Casey Baker, vs. Marshall (03/01/08)
Free Throw Pct. (min. 5 made)	1.000 - nine times	1.000 - five times
Total Rebounds	16, Tye Jackson, at UAB (02/03/08)	18, Ta'Shia Phillips, at Xavier (11/23/07)
Assists	12, Tye Jackson, at UAB (02/03/08)	8, Wanisha Smith, vs. No. 14/15 Duke (12/28/07)
Blocked Shots	7, Cobilyn Hill, at Cal State Bakersfield (11/13/07)	6, Jessica Vann, vs. Texas Southern (11/09/07)
Steals	5, Twigg McIntyre, at UAB (02/03/08) 5, Courtney Taylor, at Memphis (02/01/08) 5, Twigg McIntyre, at Rice (01/26/08) 5, Twigg McIntyre, vs. Texas Southern (11/09/07) 5, Tye Jackson, vs. Texas Southern (11/09/07)	6, Krista Arase, at Cal State Bakersfield (11/13/07)
Minutes Played	42, Tye Jackson, at UAB (02/03/08) 42, Twigg McIntyre, at UAB (02/03/08)	40, Lisa McBride, at Cal Poly (11/15/07)

**Team**

<i>Category</i>	<i>Houston High</i>	<i>Houston Low</i>	<i>Opponent High</i>	<i>Opponent Low</i>
Points Scored	87, vs. McNeese State (11/25/07)	46, vs. No. 8/7 LSU (11/29/07)	95, at Cal State Bakersfield (11/13/07)	49, vs. Tulsa (02/07/08)
FGs Made	31, at Cal State Bakersfield (11/13/07)	13, at Cal Poly (11/15/07)	32, at UTEP (02/14/08)	17, at Memphis (02/01/08)
FGA	78, at Xavier (11/23/07)	44, vs. Tulane (01/06/08)	80, at UAB (02/03/08)	48, at Memphis (02/01/08)
FG Pct.	.500 (22-44), vs. Tulane (01/06/08) .500 (24-48), vs. TCU (12/21/07)	.225 (13-57) at Cal Poly (11/15/07)	.527 (29-55), vs. Marshall (03/01/08)	.286 (20-70) at Cal Poly (11/15/07)
3-Pt. FGs Made	10, vs. Marshall (03/01/08)	2, vs. Liberty (11/24/07) 2, at Xavier (11/23/07)	11, at Akron (12/16/07)	1, at Cal Poly (11/15/07)
3-Pt. FGA	23, vs. Lamar (01/02/08)	9, vs. Middle Tennessee (11/19/07)	25, at UAB (02/03/08)	6, at Liberty (11/24/07)
3-Pt. FG Pct.	.545 (6-11), vs. TCU (12/21/07)	.091 (2-22) at Xavier (11/23/07)	.529 (9-17) at Cal State Bakersfield (11/13/07)	.077 (1-13) at Cal Poly (11/15/07)
FT Made	26, vs. Tulane (01/06/08)	7 - four times, at UTEP (02/14/08)	32, vs. Liberty (11/24/07)	5, vs. Middle Tennessee (11/19/07)
FTA	37, vs. McNeese State (11/25/07)	11, at Texas Tech (12/04/07)	44, vs. Liberty (11/24/07)	8, vs. Middle Tennessee (11/19/07)
FT Pct.	.864 (19-22), vs. TCU (12/21/07)	.444 (8-18), vs. Marshall (03/01/08)	1.000 (14-14), vs. Southern Miss (01/20/08)	.583 (14-24), at Xavier (11/23/07)
Total Rebs.	56, vs. McNeese State (11/25/07)	30, vs. Tulane (01/06/08)	54, at Xavier (11/23/07)	25, at Memphis (02/01/08)
Fouls	32, vs. Liberty (11/24/07)	13, vs. Middle Tennessee (11/19/07)	27, vs. Liberty (11/24/07)	10, at Xavier (11/23/07)
Assists	22, vs. Lamar (01/02/08)	3, at Xavier (11/23/07)	20, vs. No. 8/7 LSU (11/29/07)	6, vs. Tulsa (02/07/08)
Turnovers	28, at Cal State Bakersfield (11/13/07)	8, at Xavier (11/23/07)	24, vs. Lamar (01/02/08) 24, vs. Texas Southern (11/09/07)	11, at SMU (02/23/08)
Blocks	10, at Cal State Bakersfield (11/13/07)	1, vs. Lamar (01/02/08)	11, vs. Texas Southern (11/09/07)	1 - four times, last vs. UTEP (01/04/08)
Steals	16, vs. Texas Southern (11/09/07)	4, at UTEP (02/14/08) 4, vs. Rice (01/13/08) 4, vs. UTEP (01/04/08)	17, at Cal State Bakersfield (11/13/07)	2, at Xavier (11/23/07)
Pts./Half	51/1st vs. McNeese State (11/25/07)	19/1st vs. No. 8/7 LSU (11/29/07) 19/1st at Xavier (11/23/07)	54/1st at Cal State Bakersfield (11/13/07)	23/1st vs. McNeese State (11/25/07)
FG Pct./Half	.667 (12-14)/2nd vs. Tulane (01/06/08)	.171 (7-41)/1st vs. Southern Miss (01/20/08)	.654 (17-26)/1st vs. Lamar (01/02/08)	.242 (8-33)/2nd vs. Texas Southern (11/09/07)

**STARTING LINEUPS**

OPPONENT	DATE	1	2	3	4	5
TEXAS SOUTHERN	11/09/07	McIntyre	Jackson	James	Meyers	Hill
at Cal State Bakersfield	11/13/07	McIntyre	Jackson	James	Meyers	Hill
at Cal Poly	11/15/07	Johnson	McIntyre	Jackson	Joseph	Hill
MIDDLE TENNESSEE	11/19/07	McIntyre	Jackson	James	Mason	Meyers
at Xavier #	11/23/07	Johnson	McIntyre	Jackson	Taylor	Hill
vs. Liberty #	11/24/07	Johnson	McIntyre	Meyers	Taylor	Hill
vs. McNeese State #	11/25/07	Johnson	Obaze	James	Taylor	Meyers
No. 8/7 LSU	11/29/07	Johnson	McIntyre	Obaze	Taylor	Hill
at Texas Tech	12/04/07	Johnson	McIntyre	Jackson	Taylor	Hill
at Miami (Fla.)	12/08/07	Johnson	McIntyre	Jackson	Taylor	Hill
at Akron	12/16/07	Johnson	McIntyre	Jackson	Meyers	Hill
TCU	12/21/07	McIntyre	Jackson	James	Taylor	Hill
No. 14/15 DUKE	12/28/07	McIntyre	Jackson	James	Taylor	Hill
LAMAR	01/02/08	McIntyre	Obaze	Jackson	Taylor	Hill
UTEP*	01/04/08	McIntyre	Obaze	Jackson	Taylor	Hill
TULANE*	01/06/08	McIntyre	Jackson	James	Taylor	Hill
RICE*	01/13/08	McIntyre	Jackson	James	Taylor	Hill
at UCF*	01/17/08	McIntyre	Jackson	James	Taylor	Hill
SOUTHERN MISS*	01/20/08	McIntyre	Jackson	James	Taylor	Hill
at Rice*	01/26/08	McIntyre	Jackson	James	Taylor	Hill
at Memphis*	02/01/08	McIntyre	Jackson	James	Taylor	Hill
at UAB*	02/03/08	McIntyre	Jackson	James	Taylor	Hill
TULSA*	02/07/08	McIntyre	Jackson	James	Taylor	Hill
SMU*	02/09/08	McIntyre	Jackson	James	Taylor	Hill
at No. 24/RV UTEP*	02/14/08	McIntyre	Jackson	James	Taylor	Hill
at Tulane*	02/16/08	McIntyre	Obaze	Jackson	Meyers	Taylor
at Tulsa*	02/21/08	McIntyre	Jackson	James	Taylor	Hill
at SMU*	02/23/08	McIntyre	Obaze	Jackson	Meyers	Hill
EAST CAROLINA*	02/28/08	Johnson	McIntyre	Jackson	Taylor	Hill
MARSHALL*	03/01/08	McIntyre	Obaze	Jackson	Meyers	Taylor

**MISCELLANEOUS STATISTICS (UH/OPP.)**

OPPONENT	DATE	PTS. IN PAINT	PTS. OFF TURNOVERS	2ND CHANCE PTS.	FAST BREAK PTS.	BENCH PTS.
TEXAS SOUTHERN	11/09/07	32/10	25/15	12/3	12/0	21/13
at Cal State Bakersfield	11/13/07	44/38	18/32	14/9	18/2	20/19
at Cal Poly	11/15/07	6/18	7/18	15/12	0/0	23/18
MIDDLE TENNESSEE	11/19/07	32/26	21/25	17/29	8/4	36/24
at Xavier #	11/23/07	18/28	12/9	13/10	4/5	12/5
vs. Liberty #	11/24/07	26/20	17/12	20/15	6/4	26/15
vs. McNeese State #	11/25/07	34/14	14/14	19/5	9/7	42/26
No. 8/7 LSU	11/29/07	20/34	8/29	4/16	4/10	21/20
at Texas Tech	12/04/07	38/30	20/16	17/13	12/20	24/20
at Miami (Fla.)	12/08/07	24/20	14/21	25/16	0/6	19/11
at Akron	12/16/07	42/8	18/8	19/12	10/0	22/28
TCU	12/21/07	16/26	9/16	7/14	2/6	33/26
No. 14/15 DUKE	12/28/07	18/44	17/25	12/25	0/0	16/32
LAMAR	01/02/08	38/26	25/11	13/9	14/0	19/5
UTEP*	01/04/08	36/42	15/29	19/12	6/8	17/15
TULANE*	01/06/08	32/14	9/10	7/16	10/0	6/17
RICE*	01/13/08	32/18	23/19	10/5	0/10	15/25
at UCF*	01/17/08	38/30	21/9	20/16	6/0	12/27
SOUTHERN MISS*	01/20/08	36/16	14/8	13/23	6/4	17/11
at Rice*	01/26/08	36/20	22/15	2/9	6/6	11/20
at Memphis*	02/01/08	32/6	18/16	9/4	8/0	11/9
at UAB*	02/03/08	32/42	8/8	8/16	3/2	6/15
TULSA*	02/07/08	26/24	22/9	10/14	4/0	18/9
SMU*	02/09/08	26/32	11/14	7/8	6/6	34/24
at No. 24/RV UTEP*	02/14/08	20/34	12/23	14/9	4/8	27/29
at Tulane*	02/16/08	28/26	8/26	16/13	0/11	20/32
at Tulsa*	02/21/08	36/32	13/17	16/15	8/2	18/17
at SMU*	02/23/08	38/34	11/25	15/10	0/6	21/12
EAST CAROLINA*	02/28/08	26/36	9/21	15/7	2/4	21/10
MARSHALL*	03/01/08	36/34	18/17	9/3	2/10	23/13
<b>Totals</b>		<b>898/782</b>	<b>459/527</b>	<b>397/368</b>	<b>170/135</b>	<b>601/547</b>

YEAR-BY-YEAR STATISTICS

YEAR	GP	MIN	AVG	TOTAL			3-PT			FT	FTA	PCT	REBOUNDS				PF	FO	AST	TO	BLK	STL	PTS	AVG	
				FG	FGA	PCT	FG	FGA	PCT				OFF	DEF	TOT	AVG									
1976-77	33	6,600	200.0	1,370	2,493	.550	-	-	-	401	771	.520	-	-	1168	35.4	722	-	-	-	-	-	-	3,141	95.2
1977-78	41	8,200	200.0	1,335	3,279	.407	-	-	-	455	758	.600	-	-	1,189	29.0	819	-	-	-	-	-	-	3,125	76.2
1978-79	30	6,000	200.0	939	2,310	.406	-	-	-	350	554	.632	-	-	1,040	34.7	665	-	-	-	-	-	-	2,228	74.3
1979-80	30	6,000	200.0	961	1,931	.498	-	-	-	359	589	.610	-	-	1,221	40.7	701	28	-	-	-	-	-	2,281	76.0
1980-81	31	6,200	200.0	1,007	2,160	.466	-	-	-	380	608	.625	-	-	1,359	43.8	63	16	466	669	81	447	2,394	77.2	
1981-82	29	5,800	200.0	794	1,741	.456	-	-	-	399	625	.638	-	-	1,197	41.3	573	12	441	729	66	416	1,987	68.5	
1982-83	28	5,625	200.8	879	1,865	.471	-	-	-	356	649	.549	-	-	1,030	36.8	598	25	362	687	78	271	2,114	75.5	
1983-84	28	5,600	200.0	807	1,640	.492	-	-	-	439	677	.648	-	-	1,156	41.3	603	27	448	691	118	276	2,053	73.3	
1984-85	30	6,020	200.7	1,008	1,907	.529	-	-	-	329	594	.554	-	-	1,268	42.3	624	23	552	709	187	353	2,345	78.2	
1985-86	29	5,800	200.0	930	1,911	.487	-	-	-	377	656	.575	-	-	1,169	40.3	634	15	469	574	74	364	2,237	77.1	
1986-87	29	5,850	201.7	930	2,073	.449	3	16	.188	448	698	.642	-	-	1,213	41.8	635	20	545	544	89	449	2,311	79.7	
1987-88	29	5,800	200.0	883	2,000	.442	8	44	.182	428	697	.614	-	-	1,296	44.7	636	12	488	573	385	72	2,202	75.9	
1988-89	28	5,600	200.0	785	1,935	.406	108	251	.430	433	679	.638	492	728	1,220	43.6	587	12	428	549	86	268	2,111	75.4	
1989-90	29	5,800	200.0	823	2,028	.406	107	296	.361	447	670	.667	411	889	1,300	44.8	593	8	435	553	133	286	2,200	75.9	
1990-91	32	6,475	202.3	1,038	2,269	.457	33	132	.250	501	784	.639	522	914	1,436	44.9	616	6	515	610	121	433	2,610	81.6	
1991-92	30	6,025	200.8	890	2,070	.430	50	167	.299	467	746	.626	579	883	1,462	48.7	607	13	432	597	123	367	2,297	76.6	
1992-93	27	5,450	201.9	700	1,731	.404	40	168	.238	336	560	.600	411	770	1,181	43.7	592	23	342	584	116	281	1,776	65.8	
1993-94	26	5,196	199.8	717	1,708	.420	44	181	.243	395	611	.646	367	596	963	37.0	580	26	393	503	81	278	1,873	72.0	
1994-95	28	5,600	200.0	825	1,927	.428	87	308	.282	473	703	.673	406	736	1,142	40.8	592	25	443	503	105	278	2,210	78.9	
1995-96	28	5,625	200.9	801	1,868	.429	103	330	.312	414	629	.658	401	638	1,039	37.1	524	10	401	517	81	311	2,119	75.7	
1996-97	29	5,825	200.9	712	1,773	.402	91	327	.278	378	590	.641	421	718	1,139	39.3	643	24	413	748	91	280	1,893	65.3	
1997-98	27	5,450	201.9	651	1,624	.401	56	234	.239	398	600	.663	388	644	1,032	38.2	556	21	346	588	80	288	1,756	65.0	
1998-99	27	5,451	201.9	639	1,684	.379	124	468	.265	372	625	.595	474	589	1,063	39.4	480	9	290	527	45	262	1,774	65.7	
1999-00	28	5,650	201.8	617	1,663	.371	101	409	.247	440	719	.612	416	612	1,028	36.7	571	8	357	590	68	325	1,775	63.4	
2000-01	32	6,450	201.6	885	2,141	.413	118	427	.276	455	745	.611	529	766	1,295	40.5	607	17	452	713	97	269	2,343	73.2	
2001-02	34	6,874	202.2	868	2,168	.400	157	533	.295	486	758	.641	520	887	1,407	41.4	532	6	407	582	146	381	2,379	70.0	
2002-03	28	5,626	200.9	734	1,844	.398	151	528	.286	402	627	.641	404	647	1,051	37.5	492	13	352	416	89	394	2,021	72.2	
2003-04	32	6,525	203.9	790	1,991	.397	142	456	.311	450	720	.625	482	816	1,298	40.6	521	15	421	512	125	403	2,172	67.9	
2004-05	30	6,025	200.8	735	1,904	.386	134	443	.302	381	577	.660	509	740	1,249	41.6	454	6	432	508	81	353	1,985	66.2	
2005-06	29	5,800	200.0	644	1,831	.352	157	548	.286	343	531	.646	436	667	1,103	38.0	496	14	340	439	93	288	1,788	61.7	
2006-07	28	5,675	202.7	649	1,811	.358	117	418	.280	366	561	.652	513	724	1,237	44.2	519	24	321	506	53	231	1,781	63.6	
2007-08	30	6,048	201.6	707	1,881	.376	153	512	.299	463	657	.705	453	839	1,292	43.1	580	12	417	554	126	247	2,030	67.7	





**UTEP MINERS**

Record: 16-0  
 Tournament Seed: 1  
 Ranking (AP/Coaches): N/A  
 Coach: Keitha Adams  
 Alma Mater: Southwestern '89  
 Career Record: 229-136/12  
 School Record: 93-97/7  
 vs. Houston: 6-2  
 '06-07 Record: 22-8 (10-6 C-USA)  
 Last Game: March 1, 2008  
 W, 65-50 over Tulsa  
 SID: Mark Brunner  
 Website: www.UTEPAthletics.com

**STATISTICAL LEADERS**

Points	Jareica Hughes	13.5
Rebounds	Timika Williams	6.9
Assists	Jareica Hughes	5.4
Steals	Natasha Lacy	3.1
Blocks	Izabela Piekarska	2.6

**UTEP ROSTER**

NO.	NAME	POS.	HT.	CL.	HOMETOWN/PREVIOUS SCHOOL
1	Alyssa Faubion	G	5-6	Fr.	Hamilton, Ohio/Hamilton HS
3	Jareica Hughes	G	5-3	So.	Southfield, Mich./Southfield Lathrup HS
4	Stephanie Rosado	F	6-2	Fr.	Pontiac, Mich./Pontiac Central
5	Claudia Porras	F	6-2	Sr.	Santa Cruz, Bolivia/Universidad NUR
10	Kasia Krezel	G	6-1	Sr.	Krakow, Poland/SMS Sport HS
11	Natasha Lacy	G	5-10	Sr.	El Paso, Texas/TCU
12	Christina Ray	G	5-7	So.	Houston, Texas/Westbury Christian School
14	Izabela Piekarska	C	6-5	Sr.	Warszawa, Poland/SMS Sport HS
20	Sviatlana Trukshanina	G	5-11	Fr.	Minsk, Belarus
23	Ilda Chambe	F	6-2	Jr.	Maputo, Mozambique/Seward Community College
30	Timika Williams	F	6-1	So.	Oak Park, Mich./Southfield Lathrup HS
32	Joanna Zalesiak	G	5-9	Fr.	Gorzow Wlkp, Poland/
33	Brittney Jones	G	5-9	Fr.	Bloomfield, Mich./West Bloomfield HS
40	Tasha Marisett	F	6-1	Sr.	Omaha, Neb./Panola JC

**ALL-TIME SERIES:** Houston leads 7-5      02/14/08 (Away) 55-80      UTEP

**AT HOFHIENZ PAVILION:** Houston leads 4-2

**AT EL PASO:** UTEP leads 3-2

**AT NEUTRAL SITES:** Houston leads 1-0

**THE SERIES GAME-BY-GAME**

12/18/87 (Home)	72-38	Houston
12/06/98 (Home)	56-41	Houston
01/01/00 (Away)	68-66	Houston
11/27/01 (Home)	100-52	Houston
12/04/02 (Away)	89-86	Houston
01/29/06 (Home)	64-50	Houston
02/12/06 (Away)	77-67	UTEP
03/02/06 (Neutral)	57-40	Houston
01/07/07 (Away)	70-87	UTEP
02/03/07 (Home)	61-69	UTEP
01/04/08 (Home)	61-79	UTEP

**HOUSTON VS. UTEP (0-2)**

No.	Player	GP	GS	Min	TOTAL			3-PTS			REBOUNDS			PF	FO	A	TO	Blk	Stl	Pts	Avg																																					
					FG	FGA	Pct	3FG	FGA	Pct	FT	FTA	Pct									Off	Def	Tot	Avg																																	
24	TAYLOR, Courtney	2	2	49	24.5	10	19	.526	0	0	.000	4	6	.667	9	10	19	9.5	3	0	0	2	1	2	24	12.0																																
30	MCINTYRE, Twiggy	2	2	59	29.5	7	15	.467	5	13	.385	2	2	1.000	1	4	5	2.5	5	0	4	8	1	1	21	10.5																																
51	HILL, Cobilyn	2	2	30	15.0	6	20	.300	0	0	.000	2	3	.667	5	5	10	5.0	1	0	0	1	2	0	14	7.0																																
23	JACKSON, Tye	2	2	53	26.5	4	22	.182	0	9	.000	3	5	.600	3	6	9	4.5	6	0	6	8	0	1	11	5.5																																
03	JAKOBSONE, Zane	2	0	25	12.5	4	13	.308	2	8	.250	0	0	.000	3	3	6	3.0	3	0	1	2	0	0	10	5.0																																
15	MEYERS, Ryan	2	0	42	21.0	4	11	.364	0	0	.000	0	1	.000	3	6	9	4.5	4	0	4	3	1	1	8	4.0																																
34	JOHNSON, Jasmine	2	0	18	9.0	1	6	.167	1	2	.500	3	4	.750	0	2	2	1.0	1	0	0	5	0	0	6	3.0																																
21	JOSEPH, Ashlee'	2	0	17	8.5	2	6	.333	0	0	.000	2	2	1.000	3	3	6	3.0	2	0	2	1	0	0	6	3.0																																
11	SCOTT, Brittney	2	0	19	9.5	2	4	.500	0	0	.000	1	4	.250	1	1	2	1.0	3	0	4	3	1	2	5	2.5																																
33	JAMES, Whitney	2	1	21	10.5	1	3	.333	0	0	.000	1	2	.500	1	2	3	1.5	3	0	2	2	0	0	3	1.5																																
02	MORTON, Megan	2	0	10	5.0	0	1	.000	0	1	.000	3	4	.750	1	1	2	1.0	3	0	0	1	0	1	3	1.5																																
32	BRADLEY, Ryan	2	0	7	3.5	0	1	.000	0	0	.000	2	2	1.000	0	2	2	1.0	0	0	0	0	2	0	2	1.0																																
05	MASON, Brittany	2	0	15	7.5	0	1	.000	0	0	.000	2	4	.500	0	3	3	1.5	1	0	0	2	1	0	2	1.0																																
25	OBAZE, Alona	2	1	35	17.5	0	4	.000	0	4	.000	1	2	.500	0	4	4	2.0	5	0	2	3	1	1	1	0.5																																
Team												8			4			12		6.0																																						
<b>Houston Totals</b>		<b>2</b>				<b>41</b>			<b>126</b>			<b>.325</b>			<b>8</b>			<b>37</b>			<b>.216</b>			<b>26</b>			<b>41</b>			<b>.634</b>			<b>38</b>			<b>56</b>			<b>94</b>		<b>47.0</b>		<b>40</b>		<b>0</b>		<b>25</b>		<b>41</b>		<b>10</b>		<b>9</b>		<b>116</b>		<b>58.0</b>	
<b>Opponent Totals</b>		<b>2</b>				<b>62</b>			<b>135</b>			<b>.459</b>			<b>14</b>			<b>32</b>			<b>.438</b>			<b>21</b>			<b>34</b>			<b>.618</b>			<b>27</b>			<b>55</b>			<b>82</b>		<b>41.0</b>		<b>32</b>		<b>-</b>		<b>34</b>		<b>26</b>		<b>4</b>		<b>27</b>		<b>159</b>		<b>79.5</b>	



**SMU  
MUSTANGS**

**Record:** 21-8  
**Tournament Seed:** 2  
**Ranking (AP/Coaches):** N/A  
**Coach:** Rhonda Rompola  
**Alma Mater:** SMU '83  
**Career Record:** 308-196/17  
**School Record:** 308-196/17  
**vs. Houston:** 13-5  
**'06-07 Record:** 18-12 (9-7 C-USA)  
**Last Game:** March 1, 2008  
 L, 71-68 at Tulane  
**SID:** Steve Lansdale  
**Web:** www.SMUMustangs.com

**STATISTICAL LEADERS**

<b>Points</b>	Janielle Dodds	14.9
<b>Rebounds</b>	Janielle Dodds	7.8
<b>Assists</b>	Katy Cobb	2.6
<b>Steals</b>	Sharee Shepherd	2.9
<b>Blocks</b>	Sharee Shepherd	0.9

**SMU ROSTER**

NO.	NAME	POS.	HT.	CL.	HOMETOWN/PREVIOUS SCHOOL
3	Brittani Allen	G	5-8	Jr.	Glenpool, Okla./Northeastern Oklahoma A&M
4	Katie Gross	F	6-0	RS Sr.	Austin, Texas/Westlake
5	Delisha Wills	F	5-10	So.	Mesquite, Texas/Mesquite
10	Brittany Gilliam	F	5-11	So.	Tyler, Texas/Tyler
11	LaShandra Hill	G	5-6	Fr.	Fort Worth, Texas/Dunbar
12	Katy Cobb	G	5-6	Sr.	Rio Vista, Texas/Rio Vista
23	Elbie Gates	F	5-11	Jr.	Garland, Texas/North Garland
24	Haley Day	G/G	5-10	Fr.	Rockwall, Texas/Rockwall
25	Janielle Dodds	C/F	6-3	Sr.	Fairfax, Va./West Springfield
32	Sharee Shepherd	G	5-10	Sr.	Houston, Texas/Dobie
40	Alice Severin	C	6-2	So.	Allen, Texas/Allen
41	Jillian Samuels	G	5-4	So.	Mesquite, Texas/Horn
51	Catherine Campbell	C	6-2	So.	Katy, Texas/Katy
52	Brittany Barker	C	6-2	Sr.	Greenville, Texas/Greenville

<b>ALL-TIME SERIES:</b> Houston leads 24-14	01/20/88 (Home) 70-56 Houston	02/25/95 (Home) 88-106 SMU
<b>AT HOFHIENZ PAVILION:</b> Houston leads 10-6	02/20/88 (Away) 92-68 Houston	01/06/96 (Away) 59-100 SMU
<b>AT DALLAS:</b> Houston leads 11-6	01/29/89 (Away) 91-78 Houston	02/28/96 (Home) 72-76 SMU
<b>AT NEUTRAL SITES:</b> Houston leads 3-2	02/22/89 (Home) 80-69 Houston	03/06/96 (Neutral) 81-76 Houston
	01/08/90 (Away) 93-68 Houston	01/20/06 (Away) 53-66 SMU
<b>THE SERIES GAME-BY-GAME</b>	01/24/90 (Home) 81-73 Houston	02/19/06 (Home) 61-63 SMU
01/13/81 (Away) 77-71 Houston	01/26/91 (Away) 81-55 Houston	01/27/07 (Home) 81-65 Houston
11/28/81 (Home) 68-60 Houston	02/27/91 (Home) 90-53 Houston	02/17/07 (Away) 50-61 SMU
02/09/83 (Away) 70-67 Houston	02/05/92 (Away) 66-69 SMU	02/09/08 (Home) 51-74 SMU
03/11/83 (Neutral) 95-65 Houston	03/07/92 (Home) 75-66 Houston	02/23/08 (Away) 74-85 SMU
02/04/84 (Home) 91-79 Houston	01/23/93 (Away) 76-68 Houston	
01/29/85 (Away) 82-69 Houston	02/20/93 (Home) 63-73 SMU	
03/02/85 (Neutral) 114-76 Houston	03/10/93 (Neutral) 80-96 SMU	
01/25/86 (Home) 109-56 Houston	01/26/94 (Home) 77-81 SMU	
02/26/86 (Away) 81-65 Houston	02/23/94 (Away) 63-81 SMU	
01/21/87 (Away) 93-71 Houston	03/09/94 (Neutral) 73-82 SMU	
02/22/87 (Home) 107-70 Houston	01/28/95 (Away) 92-82 Houston	

**HOUSTON VS. SMU (0-2)**

No.	Player	GP	GS	TOTAL			3-PTS			REBOUNDS			PF	FO	A	TO	Blk	Stl	Pts	Avg							
				Min	Avg	FG	FGA	Pct	3FG	FGA	Pct	FT									FTA	Pct	Off	Def	Tot	Avg	
30	MCINTYRE, Twigg	2	2	56	28.0	10	21	.476	4	10	.400	7	8	.875	0	4	4	2.0	2	0	3	5	0	3	31	15.5	
24	TAYLOR, Courtney	2	1	37	18.5	7	21	.333	0	1	.000	3	3	1.000	6	10	16	8.0	5	0	3	2	2	2	17	8.5	
34	JOHNSON, Jasmine	2	0	34	17.0	6	9	.667	2	2	1.000	2	3	.667	1	0	1	0.5	2	0	3	5	0	2	16	8.0	
51	HILL, Cobilyn	2	2	40	20.0	7	14	.500	0	0	.000	1	2	.500	4	10	14	7.0	6	0	1	5	4	1	15	7.5	
03	JAKOBSONE, Zane	2	0	12	6.0	2	5	.400	2	4	.500	4	4	1.000	0	2	2	1.0	0	0	0	0	0	0	10	5.0	
23	JACKSON, Tye	2	2	56	28.0	5	19	.263	0	4	.000	0	3	.000	2	7	9	4.5	4	0	12	4	0	2	10	5.0	
15	MEYERS, Ryan	2	1	30	15.0	2	6	.333	0	0	.000	4	8	.500	1	4	5	2.5	4	0	0	3	0	1	8	4.0	
21	JOSEPH, Ashlee'	2	0	24	12.0	2	7	.286	0	0	.000	2	2	1.000	2	1	3	1.5	0	0	0	3	0	0	6	3.0	
33	JAMES, Whitney	2	1	27	13.5	3	10	.300	0	2	.000	0	0	.000	3	4	7	3.5	5	0	0	1	0	1	6	3.0	
32	BRADLEY, Ryan	2	0	6	3.0	0	1	.000	0	1	.000	2	2	1.000	0	0	0	0.0	0	0	0	0	0	0	2	1.0	
05	MASON, Brittany	2	0	14	7.0	1	4	.250	0	0	.000	0	2	.000	3	5	8	4.0	1	0	0	0	1	1	2	1.0	
02	MORTON, Megan	2	0	11	5.5	1	6	.167	0	3	.000	0	0	.000	1	3	4	2.0	2	0	1	1	0	0	2	1.0	
11	SCOTT, Brittny	2	0	16	8.0	0	6	.000	0	3	.000	0	0	.000	0	2	2	1.0	3	0	0	1	0	2	0	0.0	
25	OBAZE, Alona	2	1	37	18.5	0	6	.000	0	5	.000	0	0	.000	0	4	4	2.0	5	0	1	3	0	0	0	0.0	
Team															3	2	5	2.5	0								
<b>Houston Totals</b>		<b>2</b>				<b>46</b>	<b>135</b>	<b>.341</b>	<b>8</b>	<b>35</b>	<b>.229</b>	<b>25</b>	<b>37</b>	<b>.676</b>	<b>26</b>	<b>58</b>	<b>84</b>	<b>42.0</b>	<b>39</b>	<b>0</b>	<b>24</b>	<b>33</b>	<b>7</b>	<b>15</b>	<b>125</b>	<b>62.5</b>	
<b>Opponent Totals</b>		<b>2</b>				<b>53</b>	<b>124</b>	<b>.427</b>	<b>8</b>	<b>20</b>	<b>.400</b>	<b>45</b>	<b>55</b>	<b>.818</b>	<b>18</b>	<b>70</b>	<b>88</b>	<b>44.0</b>	<b>28</b>	<b>-</b>	<b>32</b>	<b>25</b>	<b>8</b>	<b>22</b>	<b>159</b>	<b>79.5</b>	



**UAB  
BLAZERS**

**Record:** 14-15  
**Tournament Seed:** 13  
**Ranking (AP/Coaches):** N/A  
**Coach:** Audra Smith  
**Alma Mater:** Virginia '92  
**Career Record:** 54-63/4  
**School Record:** 54-63/4  
**vs. Houston:** 1-3  
**'06-07 Record:** 19-13 (12-4 C-USA)  
**Last Game:** March 1, 2008  
 L, 76-73 to Southern Miss  
**SID:** Michelle Cunningham  
**Web:** www.UABSports.com

**STATISTICAL LEADERS**

<b>Points</b>	Diamond Rogers	16.7
<b>Rebounds</b>	Diamond Rogers	8.3
<b>Assists</b>	Diamond Rogers	3.3
<b>Steals</b>	Britney Jones	2.7
<b>Blocks</b>	Diamond Rogers	0.6

**UAB ROSTER**

NO.	NAME	POS.	HT.	CL.	HOMETOWN/PREVIOUS SCHOOL
1	Crystal McFadden	G	5-10	RS Sr.	New York, N.Y./Murry Bergtraum HS
2	Amanda Peterson	G	5-10	Fr.	Homewood, Ala./Homewood HS
5	Ashlee Jackson	G	5-8	Fr.	Atlanta, Ga./McEachern HS
12	Diamond Rogers	F	5-11	Sr.	Jackson, Miss./Murrah HS
15	LaKitha Murray	G	5-7	Sr.	Tuscaloosa, Ala./Bryant HS
20	Erica Simpson	F	6-0	So.	Gary, Ind./West Side HS
21	Kara Johnson	G	5-4	Fr.	Greensboro, Ala./Greensboro West HS
25	Britney Jones	G	5-7	Jr.	Chicago, Ill./Marshall HS
30	Tamika Dukes	F	6-0	Jr.	Birmingham, Ala./Wallace-Hanceville CC
32	Fatiha Salaam	G	5-9	Sr.	Atlanta, Ga./W.D. Mohammed HS
33	Brianna Berry	F	6-1	Jr.	Flint, Mich./Southwestern Academy
43	Chasity Herron	F	5-11	Fr.	Alabaster, Ala./Thompson HS
50	Amanda Scott	F/C	6-2	So.	Cullman, Ala./West Point HS
52	Christon Ingram	F	6-4	Sr.	Stone Mountain, Ga./Stone Mountain HS

<b>ALL-TIME SERIES:</b> UAB leads 9-8	03/02/03 (Home)	84-47	Houston
<b>AT HOFHIENZ PAVILION:</b> Tied 4-4	02/02/04 (Away)	48-39	Houston
<b>AT BIRMINGHAM:</b> UAB leads 5-3	01/14/05 (Home)	77-59	Houston
<b>AT NEUTRAL SITES:</b> Houston leads 1-0	02/26/06 (Away)	74-71	Houston
	02/24/07 (Home)	84-63	UAB
	02/03/08 (Away)	80-76 (ot)	Houston

**THE SERIES GAME-BY-GAME**

11/24/89 (Neutral)	70-61	Houston
01/24/97 (Home)	59-79	UAB
01/18/98 (Home)	77-73	Houston
02/20/98 (Away)	58-62	UAB
01/15/99 (Away)	66-86	UAB
02/21/99 (Home)	69-80	UAB
01/13/00 (Away)	80-84 (ot)	UAB
02/04/00 (Home)	65-79	UAB
01/28/01 (Home)	71-67	Houston
02/25/01 (Away)	69-77	UAB
02/01/02 (Away)	55-86	UAB

**HOUSTON VS. UAB (1-0)**

No.	Player	GP	GS	Min	Avg	TOTAL			3-PTS			REBOUNDS			PF	FO	A	TO	Blk	Stl	Pts	Avg						
						FG	FGA	Pct	3FG	FGA	Pct	FT	FTA	Pct									Off	Def	Tot	Avg		
51	HILL, Cobilyn	1	1	35	35.0	8	17	.471	0	0	.000	3	5	.600	4	3	7	7.0	3	0	0	0	5	0	19	19.0		
30	MCINTYRE, Twiggy	1	1	42	42.0	5	12	.417	4	9	.444	4	4	1.000	0	2	2	2.0	2	0	2	5	1	5	18	18.0		
24	TAYLOR, Courtney	1	1	32	32.0	7	11	.636	0	1	.000	3	4	.750	2	10	12	12.0	1	0	0	1	0	1	17	17.0		
23	JACKSON, Tye	1	1	42	42.0	1	16	.063	0	5	.000	9	10	.900	3	13	16	16.0	3	0	12	2	1	0	11	11.0		
33	JAMES, Whitney	1	1	29	29.0	3	7	.429	1	1	1.000	2	2	1.000	2	3	5	5.0	3	0	0	1	0	1	9	9.0		
25	OBAZE, Alona	1	0	20	20.0	1	3	.333	1	2	.500	0	0	.000	0	1	1	1.0	3	0	3	1	0	2	3	3.0		
15	MEYERS, Ryan	1	0	16	16.0	1	3	.333	0	0	.000	0	1	.000	2	2	4	4.0	1	0	0	1	0	0	2	2.0		
21	JOSEPH, Ashlee'	1	0	6	6.0	0	0	.000	0	0	.000	1	2	.500	0	1	1	1.0	1	0	0	2	0	0	1	1.0		
34	JOHNSON, Jasmine	1	0	3	3.0	0	1	.000	0	1	.000	0	0	.000	0	0	0	0.0	0	0	1	2	0	1	0	0.0		
Team														1	4	5	5.0	0										
<b>Houston Totals</b>		<b>1</b>				<b>26</b>	<b>70</b>	<b>.371</b>	<b>6</b>	<b>19</b>	<b>.316</b>	<b>22</b>	<b>28</b>	<b>.786</b>	<b>14</b>	<b>39</b>	<b>53</b>	<b>53.0</b>	<b>17</b>	<b>0</b>	<b>18</b>	<b>16</b>	<b>7</b>	<b>10</b>	<b>80</b>	<b>80.0</b>		
<b>Opponent Totals</b>		<b>1</b>				<b>28</b>	<b>80</b>	<b>.350</b>	<b>5</b>	<b>25</b>	<b>.200</b>	<b>15</b>	<b>18</b>	<b>.833</b>	<b>16</b>	<b>33</b>	<b>49</b>	<b>49.0</b>	<b>22</b>	<b>-</b>	<b>7</b>	<b>13</b>	<b>2</b>	<b>6</b>	<b>76</b>	<b>76.0</b>		



**SOUTHERN MISS  
GOLDEN EAGLES**

**Record:** 17-12  
**Tournament Seed:** 5  
**Ranking (AP/Coaches):** N/A  
**Coach:** Joye Lee-McNelis  
**Alma Mater:** Southern Miss '84  
**Career Record:** 284-217/17  
**School Record:** 55-61/4  
**vs. Houston:** 1-4  
**'06-07 Record:** 15-15 (9-7 C-USA)  
**Last Game:** March 1, 2008  
 W, 76-73 at UAB  
**SID:** Shirley Jones-Hill  
**Web:** www.SouthernMiss.com

**STATISTICAL LEADERS**

<b>Points</b>	Pauline Love	16.8
<b>Rebounds</b>	Pauline Love	11.0
<b>Assists</b>	Andrea Barber	6.5
<b>Steals</b>	Andrea Barber	1.6
<b>Blocks</b>	Stephanie Helgeson	2.6

**SOUTHERN MISS ROSTER**

NO.	NAME	POS.	HT.	CL.	HOMETOWN/PREVIOUS SCHOOL
3	Kendra Reed	G/F	5-10	Jr.	Bay St. Louis, Miss./Bay HS
10	Amber Eugene	G	5-7	Jr.	St. Rose, La./Destrehan HS
12	Tanesha Washington	G/F	6-1	Fr.	Clarksdale, Miss./Coahoma County HS
14	Andrea Barber	G	5-6	Jr.	Topeka, Kan./Barton County CC
22	Nora Brooks	C	6-2	RS Fr.	Rhinehart, La./Jena HS
23	Erica Williams	G	5-8	Fr.	Gonzales, La./Dutchtown HS
24	Brittany Johnson	G	5-8	Fr.	Jackson, Miss./Provine HS
25	Shanice Mays	G	5-6	Fr.	Mendenhall, Miss./Puckett HS
32	Lauren Pittman	F	5-10	So.	Waynesboro, Miss./Wayne County HS
42	Jasmine Sanders	C	6-2	Fr.	Atmore, Ala./Escambia County HS
44	Stephanie Helgeson	C	6-4	RS So.	River Ridge, La./Purdue
54	Liz Biland	C	6-2	Sr.	Racine, Wis./The Prairie School
55	Pauline Love	F	6-0	RS So.	Luxora, Ark./Jones County JC

**ALL-TIME SERIES:** Houston leads 10-8  
**AT HOFHEINZ PAVILION:** Houston leads 7-3  
**AT HATTIESBURG:** Southern Miss leads 4-3  
**AT NEUTRAL SITES:** Southern Miss Leads 1-0

**THE SERIES GAME-BY-GAME**

12/06/92	(Home)	58-61	USM
01/10/97	(Home)	85-93	USM
01/04/98	(Away)	72-66	USM
02/16/98	(Home)	74-80 (ot)	USM
01/01/99	(Home)	76-74	Houston
02/14/99	(Away)	67-77	USM
01/23/00	(Home)	86-76	Houston
02/12/00	(Away)	78-67	USM
01/12/01	(Away)	66-56	Houston
02/09/01	(Home)	75-53	Houston
02/10/02	(Home)	65-57	Houston
02/23/03	(Away)	53-52	Houston
03/06/03	(Neutral)	69-71	USM
02/06/04	(Home)	70-56	Houston
01/09/05	(Away)	64-47	Houston
01/08/06	(Home)	92-58	Houston
02/11/07	(Away)	51-63	USM
01/20/08	(Home)	71-61	Houston

**HOUSTON VS. SOUTHERN MISS (1-0)**

No.	Player	GP	GS	TOTAL			3-PTS			REBOUNDS							PF	FO	A	TO	Blk	Stl	Pts	Avg			
				Min	Avg	FG	FGA	Pct	3FG	FGA	Pct	FT	FTA	Pct	Off	Def									Tot	Avg	
30	MCINTYRE, Twigg	1	1	37	37.0	7	14	.500	2	7	.286	8	8	1.000	0	4	4	4.0	4	0	3	3	0	3	24	24.0	
24	TAYLOR, Courtney	1	1	28	28.0	4	13	.308	0	1	.000	6	7	.857	6	6	12	12.0	1	0	0	0	2	2	14	14.0	
23	JACKSON, Tye	1	1	35	35.0	2	13	.154	1	5	.200	5	6	.833	1	6	7	7.0	2	0	5	2	0	1	10	10.0	
15	MEYERS, Ryan	1	0	20	20.0	4	9	.444	0	0	.000	1	2	.500	0	2	2	2.0	5	1	0	1	0	2	9	9.0	
33	JAMES, Whitney	1	1	20	20.0	1	3	.333	0	0	.000	2	2	1.000	2	1	3	3.0	1	0	1	0	0	0	4	4.0	
25	OBAZE, Alona	1	0	13	13.0	1	3	.333	1	1	1.000	0	2	.000	1	2	3	3.0	1	0	1	0	0	0	3	3.0	
34	JOHNSON, Jasmine	1	0	5	5.0	1	2	.500	0	1	.000	1	1	1.000	1	1	2	2.0	0	0	0	0	0	0	3	3.0	
51	HILL, Cobilyn	1	1	19	19.0	1	9	.111	0	0	.000	0	0	.000	3	0	3	3.0	2	0	1	0	3	0	2	2.0	
32	BRADLEY, Ryan	1	0	3	3.0	1	1	1.000	0	0	.000	0	0	.000	1	0	1	1.0	0	0	0	2	0	0	2	2.0	
21	JOSEPH, Ashlee'	1	0	3	3.0	0	1	.000	0	0	.000	0	0	.000	0	0	0	0.0	0	0	0	0	0	0	0	0.0	
11	SCOTT, Brittney	1	0	8	8.0	0	1	.000	0	0	.000	0	0	.000	0	1	1	1.0	1	0	1	1	0	0	0	0.0	
05	MASON, Brittany	1	0	3	3.0	0	0	.000	0	0	.000	0	0	.000	0	1	1	1.0	1	0	1	1	0	0	0	0.0	
03	JAKOBSONE, Zane	1	0	6	6.0	0	1	.000	0	1	.000	0	0	.000	0	1	1	1.0	0	0	0	0	0	0	0	0.0	
<b>Team</b>																											
<b>Houston Totals</b>		<b>1</b>				<b>22</b>	<b>70</b>	<b>.314</b>	<b>4</b>	<b>16</b>	<b>.250</b>	<b>23</b>	<b>28</b>	<b>.821</b>	<b>16</b>	<b>30</b>	<b>46</b>	<b>46.0</b>	<b>18</b>	<b>1</b>	<b>13</b>	<b>10</b>	<b>5</b>	<b>8</b>	<b>71</b>	<b>71.0</b>	
<b>Opponent Totals</b>		<b>1</b>				<b>21</b>	<b>70</b>	<b>.300</b>	<b>5</b>	<b>17</b>	<b>.294</b>	<b>14</b>	<b>14</b>	<b>1.000</b>	<b>19</b>	<b>34</b>	<b>53</b>	<b>53.0</b>	<b>26</b>	<b>-</b>	<b>13</b>	<b>18</b>	<b>4</b>	<b>3</b>	<b>61</b>	<b>61.0</b>	



**MARSHALL THUNDERING HERD**

Record: 15-15  
 Tournament Seed: 6  
 Ranking (AP/Coaches): N/A  
 Coach: Royce Chadwick  
 Alma Mater: SW Oklahoma St. '80  
 Career Record: 503-233/24  
 School Record: 103-101/7  
 vs. Houston: 3-1  
 '06-07 Record: 15-15 (8-8 C-USA)  
 Last Game: March 1, 2008  
 W, 78-74 at Houston  
 SID: Bob Pristash  
 Web: www.HerdZone.com

**STATISTICAL LEADERS**

Points	Kizzy Hart	14.4
Rebounds	Tynikki Crook	5.5
Assists	Casey Baker	4.1
Steals	Casey Baker	3.2
Blocks	Tynikki Crook	0.9

**MARSHALL ROSTER**

NO.	NAME	POS.	HT.	CL.	HOMETOWN/PREVIOUS SCHOOL
1	Meg Withrow	G	5-6	Jr.	Nitro, W.Va./UNC Wilmington
2	Casey Baker	G	5-8	Jr.	Bradenton, Fla./Lincoln Trail (Ill.) CC
4	Tynikki Crook	F	6-1	Fr.	Detroit, Mich./Pershing
5	Kizzy Hart	G	5-7	Sr.	Detroit, Mich./Labette (Kan.) CC
10	Kendra King	F	6-0	Jr.	Fairfax, Va./Paul VI Catholic
11	Rebecca Bays	G	5-6	Fr.	Roanoka, Va./William Byrd HS
20	Melody Hudson	G	5-8	Sr.	Hueytown, Ala./Shelton State (Ala.) CC
21	Alix Barnette	G	5-8	So.	Chapel Hill, N.C./East Chapel Hill
22	Chantelle Handy	G	6-3	RS So.	Durham, England/Mount de Chantal
24	Meagan Samis	F	6-0	Sr.	Oklahoma City, Okla./UNC Wilmington
32	Alyssa Hammond	G/F	6-1	RS So.	Oak Hill, Ohio/Oak Hill
33	Tania Walters	G	5-0	Fr.	Toronto, Ontario/Notre Dame Prep
40	Kari James	C	6-4	Jr.	Gallipolis, Ohio/Gallipolis

ALL-TIME SERIES: Marshall leads 3-1

AT HOFHIENZ PAVILION: Marshall leads 2-0

AT HUNTINGTON, W.VA.: Marshall leads 1-0

AT NEUTRAL SITES: Houston leads 1-0

**THE SERIES GAME-BY-GAME**

02/06/06	(Home)	50-57	Marshall
12/02/06	(Away)	41-57	Marshall
03/01/07	(Neutral)	71-58	Houston
03/01/08	(Home)	78-74	Marshall

**HOUSTON VS. MARSHALL (0-1)**

No.	Player	GP	GS	Min	Avg	TOTAL			3-PTS			REBOUNDS			PF	FO	A	TO	Blk	Stl	Pts	Avg				
						FG	FGA	Pct	3FG	FGA	Pct	FT	FTA	Pct									Off	Def	Tot	Avg
30	MCINTYRE, Twigg	1	1	37	37.0	7	11	.636	6	9	.667	0	0	.000	0	2	2	2.0	4	0	2	1	0	2	20	20.0
23	JACKSON, Tye	1	1	39	39.0	3	10	.300	2	6	.333	6	11	.545	1	4	5	5.0	2	0	8	4	1	1	14	14.0
15	MEYERS, Ryan	1	1	36	36.0	6	10	.600	0	0	.000	0	1	.000	2	5	7	7.0	2	0	1	2	0	3	12	12.0
51	HILL, Cobilyn	1	0	18	18.0	4	8	.500	0	0	.000	1	4	.250	1	4	5	5.0	3	0	3	2	1	1	9	9.0
21	JOSEPH, Ashlee'	1	0	18	18.0	4	9	.444	0	0	.000	0	0	.000	1	5	6	6.0	1	0	1	0	1	1	8	8.0
02	MORTON, Megan	1	0	12	12.0	1	3	.333	1	2	.500	1	2	.500	1	1	2	2.0	0	0	2	1	0	0	4	4.0
25	OBAZE, Alona	1	1	18	18.0	1	3	.333	1	2	.500	0	0	.000	1	1	2	2.0	2	0	2	3	0	0	3	3.0
03	JAKOBSONE, Zane	1	0	7	7.0	1	2	.500	0	1	.000	0	0	.000	0	1	1	1.0	0	0	1	0	0	0	2	2.0
24	TAYLOR, Courtney	1	1	1	1.0	1	1	1.000	0	0	.000	0	0	.000	0	1	1	1.0	0	0	0	0	0	0	2	2.0
11	SCOTT, Brittney	1	0	4	4.0	0	0	.000	0	0	.000	0	0	.000	0	0	0	0.0	1	0	0	0	0	0	0	0.0
32	BRADLEY, Ryan	1	0	3	3.0	0	3	.000	0	2	.000	0	0	.000	0	0	0	0.0	0	0	0	0	1	0	0	0.0
34	JOHNSON, Jasmine	1	0	3	3.0	0	2	.000	0	1	.000	0	0	.000	0	0	0	0.0	1	0	1	0	0	0	0	0.0
05	MASON, Brittany	1	0	4	4.0	0	1	.000	0	0	.000	0	0	.000	0	0	0	0.0	1	0	0	1	1	0	0	0.0
Team												5			1		6		0							
Houston Totals		1			28		63	.444	10	23	.435	8	18	.444	12	25	37	37.0	17	0	21	14	5	8	74	74.0
Opponent Totals		1			29		55	.527	8	15	.533	12	18	.667	6	30	36	36.0	15	-	13	15	9	8	78	78.0



**MEMPHIS  
TIGERS**

**Record:** 10-19  
**Tournament Seed:** 7  
**Ranking (AP/Coaches):** N/A  
**Coach:** Blair Savage  
**Alma Mater:** Arkansas '94  
**Career Record:** 22-76/3  
**School Record:** 22-76/3  
**vs. Houston:** 0-4  
**'06-07 Record:** 4-27 (1-15 C-USA)  
**Last Game:** March 1, 2008  
 L, 81-69 to UCF  
**SID:** Tammy DeGroff  
**Web:** www.GoTigersGo.com

**STATISTICAL LEADERS**

<b>Points</b>	Jessica Hall	12.9
<b>Rebounds</b>	Ashley Thornton	7.1
<b>Assists</b>	LaToya Bullard	5.7
<b>Steals</b>	LaToya Bullard	2.6
<b>Blocks</b>	Jessica Jackson	1.4

**MEMPHIS ROSTER**

NO.	NAME	POS.	HT.	CL.	HOMETOWN/PREVIOUS SCHOOL
5	Paris Leonard	G	5-8	Jr.	Memphis, Tenn./Wooddale
11	Alex Winchell	G	5-7	Fr.	Atlanta, Ga./South Gwinnett HS
15	Savannah Ellis	C	6-1	Fr.	Wichita, Kan./Wichita Heights HS
21	Jessica Hall	G	5-8	RS Jr.	Tallahassee, Fla./FAMU
22	Shae Seagraves	G	6-0	Fr.	Georgetown, Texas/Georgetown HS
23	LaToya Bullard	G	5-7	So.	Memphis, Tenn./Univ. of Florida
25	Valencia Tucker	G	5-9	Fr.	Memphis, Tenn./Booker T. Washington HS
34	Shekeira Copeland	F	6-1	Fr.	Wichita, Kan./Wichita Heights HS
41	Aroha Jennings	F	5-11	Sr.	Rotorua, New Zealand/Dodge City CC
42	Ashley Thornton	F	6-0	Jr.	Pinson, Ala./Birmingham Southern
44	Hope Adams	G	5-9	So.	Oxford, Miss./Oxford HS
54	Jessica Jackson	C	6-3	Jr.	Memphis, Tenn./Univ. of Florida

**ALL-TIME SERIES:** Memphis leads 10-8  
**AT HOFHIENZ PAVILION:** Memphis leads 5-3  
**AT MEMPHIS:** Memphis leads 5-4  
**AT NEUTRAL SITES:** Houston leads 1-0

**THE SERIES GAME-BY-GAME**

01/19/97	(Away)	72-77	Memphis
02/21/97	(Home)	81-86 (OT)	Memphis
01/16/98	(Home)	80-84 (OT)	Memphis
02/22/98	(Away)	66-82	Memphis
01/17/99	(Away)	65-75	Memphis
02/19/99	(Home)	69-94	Memphis
01/15/00	(Away)	48-69	Memphis
02/06/00	(Home)	61-86	Memphis
01/26/01	(Home)	80-77	Houston
02/23/01	(Away)	71-83	Memphis
03/03/01	(Neutral)	80-74	Houston

02/17/02	(Away)	84-70	Houston
02/14/03	(Home)	69-74	Memphis
01/09/04	(Away)	58-55	Houston
02/07/05	(Home)	74-45	Houston
02/24/06	(Away)	74-71	Houston
02/22/07	(Home)	86-73	Houston
02/01/08	(Away)	70-54	Houston

**HOUSTON VS. MEMPHIS (1-0)**

No.	Player	GP	GS	TOTAL			3-PTS			REBOUNDS							PF	FO	A	TO	Blk	Stl	Pts	Avg			
				Min	Avg	FG	FGA	Pct	3FG	FGA	Pct	FT	FTA	Pct	Off	Def									Tot	Avg	
30	MCINTYRE, Twigg	1	1	34	34.0	7	11	.636	6	9	.667	2	2	1.000	1	3	4	4.0	2	0	4	3	0	1	22	22.0	
51	HILL, Cobilyn	1	1	22	22.0	5	8	.625	0	0	.000	2	4	.500	2	6	8	8.0	3	0	1	1	3	0	12	12.0	
23	JACKSON, Tye	1	1	34	34.0	4	10	.400	2	5	.400	1	2	.500	0	6	6	6.0	2	0	7	5	0	0	11	11.0	
24	TAYLOR, Courtney	1	1	29	29.0	4	8	.500	0	0	.000	2	5	.400	4	11	15	15.0	3	0	3	3	0	5	10	10.0	
21	JOSEPH, Ashlee'	1	0	10	10.0	2	6	.333	0	1	.000	1	1	1.000	3	2	5	5.0	1	0	0	3	0	0	5	5.0	
34	JOHNSON, Jasmine	1	0	5	5.0	1	1	1.000	0	0	.000	2	2	1.000	0	0	0	0.0	1	0	0	0	0	2	4	4.0	
33	JAMES, Whitney	1	1	30	30.0	2	9	.222	0	1	.000	0	0	.000	4	3	7	7.0	2	0	4	2	0	2	4	4.0	
15	MEYERS, Ryan	1	0	10	10.0	1	5	.200	0	0	.000	0	0	.000	0	0	0	0.0	2	0	0	2	0	1	2	2.0	
32	BRADLEY, Ryan	1	0	4	4.0	0	0	.000	0	0	.000	0	0	.000	0	0	0	0.0	1	0	0	2	0	0	0	0.0	
25	OBAZE, Alona	1	0	9	9.0	0	0	.000	0	0	.000	0	0	.000	0	0	0	0.0	0	0	0	2	0	0	0	0.0	
11	SCOTT, Brittney	1	0	5	5.0	0	1	.000	0	0	.000	0	0	.000	0	0	0	0.0	0	0	0	1	0	0	0	0.0	
05	MASON, Brittany	1	0	2	2.0	0	0	.000	0	0	.000	0	0	.000	0	0	0	0.0	1	0	0	1	0	0	0	0.0	
03	JAKOBSONE, Zane	1	0	6	6.0	0	1	.000	0	1	.000	0	0	.000	0	0	0	0.0	0	0	0	0	0	1	0	0.0	
<b>Team</b>																											
<b>Houston Totals</b>		<b>1</b>				<b>26</b>	<b>60</b>	<b>.433</b>	<b>8</b>	<b>17</b>	<b>.471</b>	<b>10</b>	<b>16</b>	<b>.625</b>	<b>21</b>	<b>32</b>	<b>53</b>	<b>53.0</b>	<b>18</b>	<b>0</b>	<b>19</b>	<b>26</b>	<b>3</b>	<b>12</b>	<b>70</b>	<b>70.0</b>	
<b>Opponent Totals</b>		<b>1</b>				<b>17</b>	<b>48</b>	<b>.354</b>	<b>7</b>	<b>14</b>	<b>.500</b>	<b>13</b>	<b>22</b>	<b>.591</b>	<b>8</b>	<b>17</b>	<b>25</b>	<b>25.0</b>	<b>16</b>	<b>-</b>	<b>9</b>	<b>21</b>	<b>3</b>	<b>16</b>	<b>54</b>	<b>54.0</b>	



**EAST CAROLINA PIRATES**

Record: 13-16  
 Tournament Seed: 8  
 Ranking (AP/Coaches): N/A  
 Coach: Sharon Baldwin-Tener  
 Alma Mater: Georgia '91  
 Career Record: 154-117/9  
 School Record: 85-90/6  
 vs. Houston: 0-6  
 '06-07 Record: 19-14 (11-5 C-USA)  
 Last Game: March 1, 2008  
 L, 69-62 at Rice  
 SID: Amy Howard  
 Web: www.ECUPirates.com

**STATISTICAL LEADERS**

Points	LaCoya Terry	15.4
Rebounds	Nicole Days	7.7
Assists	Jasmine Young	6.4
Steals	Jasmine Young	2.0
Blocks	Nicole Days	0.8

**EAST CAROLINA ROSTER**

NO.	NAME	POS.	HT.	CL.	HOMETOWN/PREVIOUS SCHOOL
1	Kim Gay	F	6-2	FR	Eastman, Ga./Dodge County
2	Allison Spivey	G	5-10	FR	Asheboro, N.C./High Point Central
3	Jasmine Young	G	5-5	JR	Richmond, Va./Monacan
5	Lauren Cochran	F/C	6-5	SO	Dunn, N.C./Midway
11	Shana Franks	G	5-9	SO	Wilmington, N.C./Hoggard
14	Impris Manning	G	5-9	JR	Thomasville, N.C./Thomasville
25	LaCoya Terry	G	5-10	JR	Hephzibah, Ga./Hephzibah
41	Nicole Days	F	6-0	SR	Burgaw, N.C./Pender County
44	Tiahana Bowens	F	6-0	FR	Raleigh, N.C./Southeast Raleigh
45	Gabriela Husarova	G	6-1	JR	Poprad, Slovakia/D. Tatarku
50	Shuanda Ashford	F	6-1	FR	Fayetteville, N.C./E.E. Smith

ALL-TIME SERIES: Houston leads 7-0  
 AT HOFHIENZ PAVILION: Houston leads 4-0  
 AT GREENVILLE, N.C.: Houston leads 3-0  
 AT NEUTRAL SITES: N/A

**THE SERIES GAME-BY-GAME**

01/25/02	(Away)	61-60	Houston
01/26/03	(Home)	90-79	Houston
02/15/04	(Away)	73-65	Houston
02/18/05	(Home)	74-52	Houston
01/13/06	(Away)	54-45	Houston
01/10/07	(Home)	82-77	Houston
02/28/08	(Home)	72-69	Houston

**HOUSTON VS. EAST CAROLINA (1-0)**

No.	Player	GP	GS	Min	Avg	TOTAL			3-PTS			REBOUNDS			PF	FO	A	TO	Blk	Stl	Pts	Avg				
						FG	FGA	Pct	3FG	FGA	Pct	FT	FTA	Pct									Off	Def	Tot	Avg
23	JACKSON, Tye	1	1	38	38.0	6	17	.353	4	8	.500	3	3	1.000	1	1	2	2.0	3	0	5	2	2	1	19	19.0
30	MCINTYRE, Twiggy	1	1	34	34.0	4	8	.500	4	6	.667	6	6	1.000	0	1	1	1.0	2	0	2	4	0	2	18	18.0
24	TAYLOR, Courtney	1	1	24	24.0	4	9	.444	0	0	.000	2	4	.500	3	6	9	9.0	1	0	2	0	0	0	10	10.0
33	JAMES, Whitney	1	0	18	18.0	3	4	.750	0	1	.000	0	0	.000	1	3	4	4.0	1	0	0	0	0	0	6	6.0
11	SCOTT, Brittney	1	0	13	13.0	2	4	.500	0	1	.000	0	0	.000	0	1	1	1.0	2	0	1	2	0	1	4	4.0
51	HILL, Cobilyn	1	1	23	23.0	2	7	.286	0	0	.000	0	0	.000	2	2	4	4.0	2	0	1	3	1	1	4	4.0
15	MEYERS, Ryan	1	0	18	18.0	1	3	.333	0	0	.000	2	2	1.000	3	2	5	5.0	1	0	1	2	0	0	4	4.0
03	JAKOBSONE, Zane	1	0	5	5.0	1	3	.333	0	1	.000	0	0	.000	0	0	0	0.0	2	0	0	0	0	0	2	2.0
32	BRADLEY, Ryan	1	0	2	2.0	0	0	.000	0	0	.000	2	2	1.000	0	0	0	0.0	0	0	0	0	0	0	2	2.0
21	JOSEPH, Ashlee'	1	0	5	5.0	1	1	1.000	0	0	.000	0	0	.000	1	2	3	3.0	0	0	0	1	0	0	2	2.0
05	MASON, Brittany	1	0	4	4.0	0	0	.000	0	0	.000	1	2	.500	0	3	3	3.0	0	0	0	0	1	0	1	1.0
34	JOHNSON, Jasmine	1	1	8	8.0	0	0	.000	0	0	.000	0	0	.000	0	0	0	0.0	2	0	0	2	0	0	0	0.0
25	OBAZE, Alona	1	0	5	5.0	0	2	.000	0	1	.000	0	0	.000	0	0	0	0.0	0	0	1	1	0	1	0	0.0
02	MORTON, Megan	1	0	3	3.0	0	0	.000	0	0	.000	0	0	.000	0	1	1	1.0	0	0	0	0	0	0	0	0.0
Team																										
<b>Houston Totals</b>		<b>1</b>				<b>24</b>	<b>58</b>	<b>.414</b>	<b>8</b>	<b>18</b>	<b>.444</b>	<b>16</b>	<b>19</b>	<b>.842</b>	<b>11</b>	<b>26</b>	<b>37</b>	<b>37.0</b>	<b>16</b>	<b>0</b>	<b>13</b>	<b>17</b>	<b>4</b>	<b>6</b>	<b>72</b>	<b>72.0</b>
<b>Opponent Totals</b>		<b>1</b>				<b>27</b>	<b>67</b>	<b>.403</b>	<b>3</b>	<b>16</b>	<b>.188</b>	<b>12</b>	<b>17</b>	<b>.706</b>	<b>17</b>	<b>25</b>	<b>42</b>	<b>42.0</b>	<b>17</b>	<b>-</b>	<b>16</b>	<b>16</b>	<b>3</b>	<b>9</b>	<b>69</b>	<b>69.0</b>



RICE OWLS

Record: 13-17  
 Tournament Seed: 9  
 Ranking (AP/Coaches): N/A  
 Coach: Greg Williams  
 Alma Mater: Rice '70  
 Career Record: 251-182/15  
 School Record: 50-41/3  
 vs. Houston: 2-5  
 '06-07 Record: 19-14 (10-6 C-USA)  
 Last Game: March 1, 2008  
 W, 69-62 over East Carolina  
 SID: Matt Dunaway  
 Web: www.RiceOwls.com

STATISTICAL LEADERS

Points	Valeriya Berezhyńska	17.3
Rebounds	Valeriya Berezhyńska	10.2
Assists	Kadie Riverin	3.9
Steals	Tara Watts	1.8
Blocks	Melissa Wittmayer	0.7

RICE ROSTER

NO.	NAME	POS.	HT.	CL.	HOMETOWN/PREVIOUS SCHOOL
4	Kadie Riverin	G	5-9	Sr.	Ottawa, Ontario, Canada/Glebe Collegiate
5	Brittney Hudson	G	5-7	Fr.	Sugar Land, Texas/Stephen F. Austin HS
10	Tara Watts	G	5-9	So.	Surrey, British Columbia/Brookwood Secondary
12	Megan Elliott	G	6-0	Fr.	Atlanta, Ga./Pace Academy HS
15	Valeriya Berezhyńska	C	6-4	Sr.	Miami, Fla./Northwest Christian Academy
20	Emery Carter	F	6-1	Jr.	Arkadelphia, Ark./Arkadelphia HS
21	Maudess Fulton	G	5-10	Jr.	Moorestown, N.J./Moorestown HS
22	Shyrelle Horne	G	5-5	So.	Gretna, Fla./East Gadsden
23	Memri Carmon	G	5-9	Fr.	Beaumont, Texas/Hamshire-Fannett
40	Melissa Wittmayer	C	6-3	Fr.	Longview, Texas/Longview HS
44	Morgan Mayse	F	6-1	Fr.	Athens, Texas/Athens HS
45	Tiffany Loggins	F	6-0	Sr.	Houston/Jersey Village HS
50	Kara Lawrence	C	6-2	RS Fr.	Weatherford, Texas/Weatherford HS

ALL-TIME SERIES: Houston leads 41-7	01/20/84 (Home) 75-48 Houston	02/03/93 (Away) 63-56 Houston
AT HOFHIENZ PAVILION: Houston leads 20-2	02/21/84 (Away) 67-52 Houston	03/03/93 (Home) 74-70 (ot) Houston
AT ATRY COURT: Houston leads 18-4	01/15/85 (Away) 75-64 Houston	02/05/94 (Home) 71-51 Houston
AT SHARP GYMNASIUM: Houston leads 1-0	02/16/85 (Home) 65-54 Houston	03/05/94 (Away) 73-66 Rice
AT NEUTRAL SITES: Houston leads 2-1	01/10/86 (Home) 81-58 Houston	01/10/95 (Home) 88-87 Rice
	02/11/86 (Away) 90-77 Houston	02/07/95 (Away) 69-68 Houston
THE SERIES GAME-BY-GAME	01/10/87 (Away) 70-65 Rice	03/08/95 (Away) 77-48 Houston
02/10/76 (Away) 79-26 Houston	02/07/87 (Home) 77-76 Rice	01/13/96 (Home) 97-77 Houston
01/12/77 (Home) 66-13 Houston	02/03/88 (Home) 96-55 Houston	02/10/96 (Away) 70-57 Rice
02/08/77 (Away) 76-27 Houston	03/05/88 (Away) 75-68 Houston	03/13/02 (Home) 67-65 Houston
02/24/77 (Neutral) 99-31 Houston	01/04/89 (Away) 81-73 Houston	01/15/06 (Home) 79-72 Houston
01/17/78 (Home) 90-40 Houston	02/04/89 (Home) 90-75 Houston	02/03/06 (Away) 75-62 Houston
02/07/78 (Away) 87-45 Houston	01/06/90 (Away) 70-48 Houston	03/03/06 (Neutral) 69-74 Rice
11/30/78 (Away) 76-53 Houston	02/07/90 (Home) 81-67 Houston	01/02/07 (Home) 91-86 (ot) Houston
01/22/79 (Away) 82-48 Houston	01/08/91 (Home) 97-51 Houston	01/21/07 (Away) 56-70 Rice
01/19/80 (Home) 91-56 Houston	02/08/91 (Away) 64-60 Houston	01/13/08 (Home) 71-66 Houston
01/28/81 (Home) 84-30 Houston	01/18/92 (Home) 92-48 Houston	01/26/08 (Away)* 70-64 Houston
02/10/81 (Away) 85-56 Houston	02/19/92 (Away) 62-53 Houston	
02/26/83 (Home) 96-49 Houston	03/11/92 (Neutral) 63-57 Houston	

\*-Sharp Gymnasium (Houston Baptist University)

HOUSTON VS. RICE (2-0)

No.	Player	GP	GS	TOTAL			3-PTS			REBOUNDS							PF	FO	A	TO	Blk	Stl	Pts	Avg			
				Min	Avg	FG	FGA	Pct	3FG	FGA	Pct	FT	FTA	Pct	Off	Def									Tot	Avg	
30	MCINTYRE, Twigg	2	2	77	38.5	8	18	.444	4	8	.500	14	15	.933	1	7	8	4.0	2	0	6	6	0	6	34	17.0	
51	HILL, Cobilyn	2	2	37	18.5	8	18	.444	0	0	.000	6	7	.857	4	6	10	5.0	7	1	1	2	7	1	22	11.0	
23	JACKSON, Tye	2	2	74	37.0	7	24	.292	1	3	.333	6	9	.667	0	8	8	4.0	3	0	12	8	0	2	21	10.5	
24	TAYLOR, Courtney	2	2	60	30.0	7	20	.350	0	0	.000	6	9	.667	6	15	21	10.5	3	0	5	2	0	1	20	10.0	
33	JAMES, Whitney	2	2	53	26.5	7	14	.500	1	5	.200	3	5	.600	3	2	5	2.5	6	0	3	3	0	1	18	9.0	
15	MEYERS, Ryan	2	0	45	22.5	5	9	.556	0	0	.000	0	0	.000	2	10	12	6.0	4	0	3	3	0	4	10	5.0	
21	JOSEPH, Ashlee'	2	0	11	5.5	2	3	.667	0	0	.000	0	0	.000	1	3	4	2.0	3	0	0	1	0	0	4	2.0	
34	JOHNSON, Jasmine	2	0	12	6.0	1	3	.333	0	0	.000	1	2	.500	1	1	2	1.0	2	0	1	2	0	0	3	1.5	
25	OBAZE, Alona	2	0	15	7.5	1	4	.250	1	3	.333	0	0	.000	0	2	2	1.0	3	0	2	2	0	1	3	1.5	
11	SCOTT, Brittney	2	0	7	3.5	1	1	1.000	1	1	1.000	0	0	.000	0	0	0	0.0	0	0	1	4	0	0	3	1.5	
03	JAKOBSONE, Zane	2	0	5	2.5	1	4	.250	1	4	.250	0	0	.000	0	0	0	0.0	0	0	1	0	0	0	3	1.5	
32	BRADLEY, Ryan	1	0	4	4.0	0	1	.000	0	0	.000	0	0	.000	0	0	0	0.0	0	0	0	1	0	0	0	0.0	
Team																											
Houston Totals		2		48	119	.403	9	24	.375	36	47	.766	20	65	85	42.5	33	1	35	34	7	16	141	70.5			
Opponent Totals		2		49	128	.383	6	32	.188	26	39	.667	23	56	79	39.5	36	-	25	32	9	15	130	65.0			



**TULSA GOLDEN HURRICANE**

Record: 10-19  
 Tournament Seed: 10  
 Ranking (AP/Coaches): N/A  
 Coach: Charlene Thomas-Swinson  
 Alma Mater: Auburn '92  
 Career Record: 71-105/6  
 School Record: 47-44/3  
 vs. Houston: 4-2  
 '06-07 Record: 11-19 (5-11 C-USA)  
 Last Game: March 1, 2008  
 L, 50-65 at UTEP  
 SID: Stephanie Hall  
 Web: www.TulsaHurricane.com

**STATISTICAL LEADERS**

Points	Larrissa Williams	14.1
Rebounds	Larrissa Williams	9.7
Assists	Tatum Beer	3.1
Steals	Tatum Beer	1.8
Blocks	Chanel Johnson	2.8

**TULSA ROSTER**

NO.	NAME	POS.	HT.	CL.	HOMETOWN/PREVIOUS SCHOOL
00	Johnson, Chanel	F/C	6-3	Jr.	Tulsa, Okla./Univ. of Alabama
1	Gardner, Destanie	G	5-6	So.	Springfield, Mo./Parkview
10	Phillips, Adria	G	5-8	So.	Fort Smith, Ark./Memphis
11	Beer, Tatum	G	5-8	Fr.	Sapulpa, Okla./Sapulpa
20	Hall, Kensey	G	5-11	Fr.	Claremore, Okla./Flanagan (Fla.)
24	Moroney, Kathleen	G	5-9	Fr.	Allen, Texas/Baylor
25	Jackson, ReShawndra	G	5-11	Fr.	Saginaw, Mich./Saginaw Arthur Hill
32	Vaughan, Kara	C	6-0	Fr.	Norman, Okla./Norman
34	Williams, Larrissa	F/C	6-3	So.	Little Rock, Ark./Joe T. Robinson
45	Brooks, Teka	F	6-1	So.	Denton, Texas/Denton

ALL-TIME SERIES: Tulsa leads 4-2  
 AT HOFHIENZ PAVILION: Houston leads 2-1  
 AT TULSA, OKLA.: Tulsa leads 3-0  
 AT NEUTRAL SITES: N/A

**THE SERIES GAME-BY-GAME**

01/22/06	(Away)	55-83	Tulsa
02/17/06	(Home)	54-75	Tulsa
01/25/07	(Home)	70-54	Houston
02/15/07	(Away)	73-81	Tulsa
02/07/08	(Home)	63-49	Houston
02/21/08	(Away)	57-66	Tulsa

**HOUSTON VS. TULSA (1-1)**

No.	Player	GP	GS	Min	Avg	TOTAL			3-PTS			REBOUNDS			PF	FO	A	TO	Blk	Stl	Pts	Avg					
						FG	FGA	Pct	3FG	FGA	Pct	FT	FTA	Pct									Off	Def	Tot	Avg	
30	MCINTYRE, Twigg	2	2	74	37.0	10	23	.435	4	16	.250	6	8	.750	1	6	7	3.5	5	0	6	4	0	2	30	15.0	
15	MEYERS, Ryan	2	0	48	24.0	9	14	.643	0	0	.000	0	2	.000	2	6	8	4.0	3	0	3	4	1	4	18	9.0	
24	TAYLOR, Courtney	2	2	50	25.0	7	18	.389	0	1	.000	3	3	1.000	6	12	18	9.0	4	0	3	1	0	2	17	8.5	
51	HILL, Cobilyn	2	2	50	25.0	6	14	.429	0	0	.000	3	6	.500	4	6	10	5.0	5	0	1	2	7	1	15	7.5	
33	JAMES, Whitney	2	2	40	20.0	4	9	.444	0	3	.000	6	8	.750	3	5	8	4.0	4	0	2	8	0	0	14	7.0	
23	JACKSON, Tye	2	2	68	34.0	3	16	.188	2	7	.286	0	0	.000	2	6	8	4.0	2	0	10	12	0	2	8	4.0	
03	JAKOBSONE, Zane	2	0	12	6.0	2	4	.500	1	2	.500	1	1	1.000	0	1	1	0.5	1	0	1	1	0	1	6	3.0	
34	JOHNSON, Jasmine	2	0	18	9.0	2	5	.400	0	1	.000	1	1	1.000	2	0	2	1.0	1	0	2	2	0	0	5	2.5	
25	OBAZE, Alona	2	0	18	9.0	1	3	.333	1	3	.333	0	0	.000	0	2	2	1.0	2	0	3	4	0	2	3	1.5	
05	MASON, Brittany	2	0	4	2.0	1	1	1.000	0	0	.000	0	0	.000	1	1	2	1.0	1	0	0	1	0	0	2	1.0	
21	JOSEPH, Ashlee'	2	0	7	3.5	1	1	1.000	0	0	.000	0	0	.000	0	1	1	0.5	1	0	0	1	0	0	2	1.0	
11	SCOTT, Brittney	1	0	8	8.0	0	3	.000	0	1	.000	0	0	.000	0	0	0	0.0	1	0	0	2	0	0	0	0.0	
32	BRADLEY, Ryan	1	0	3	3.0	0	0	.000	0	0	.000	0	0	.000	0	0	0	0.0	0	0	0	0	0	0	0	0.0	
Team																											
Houston Totals		2				46	111	.414	8	34	.235	20	29	.690	23	48	71	35.5	30	0	31	42	8	14	120	60.0	
Opponent Totals		2				43	121	.355	10	22	.455	19	28	.679	35	48	83	41.5	32	-	15	44	9	24	115	57.5	



**TULANE GREEN WAVE**

Record: 16-13  
 Tournament Seed: 11  
 Ranking (AP/Coaches): N/A  
 Coach: Lisa Stockton  
 Alma Mater: Wake Forest '86  
 Career Record: 346-167/17  
 School Record: 283-140/14  
 vs. Houston: 17-5  
 '06-07 Record: 26-7 (13-3 C-USA)  
 Last Game: March 1, 2008  
 W, 71-68 over SMU  
 SID: Kevin Wilkinson  
 Web: www.TulaneGreenWave.com

**STATISTICAL LEADERS**

Points	Ashley Langford	11.6
Rebounds	Alendra Brown	6.3
Assists	Ashley Langford	5.3
Steals	Chassity Brown	1.9
Blocks	Brittany Lindsey	1.2

**TULANE ROSTER**

NO.	NAME	POS.	HT.	CL.	HOMETOWN/PREVIOUS SCHOOL
00	Kendra Barnes	F	6-2	Jr.	Tulsa, Okla. (Sapulpa)
2	Ashley Langford	G	5-5	Jr.	Harrisburg, Pa. (Harrisburg)
3	Nikki Luckhurst	G	5-8	Sr.	Duluth, Ga. (Wesleyan)
5	Tia Jackson	G	5-9	So.	Houston, Texas (Crosby)
11	Roshaunda Barnes	G	5-5	Fr.	Baton Rouge, La. (Southern Univ. Laboratory)
13	Caitlin Cleveland	G	5-10	Fr.	Kenner, La. (Mt. Carmel)
14	Megan Valicevic	G/F	5-11	Jr.	The Woodlands, Texas (The Woodlands)
23	Tiffany Aidoo	G	5-9	Fr.	Slidell, La. (Northshore)
24	Sasha Staidum	G	5-7	Jr.	Houma, La. (Ellender)
32	Chassity Brown	G	5-7	So.	Shreveport, La. (Loyola Prep)
35	Brittany Lindsey	F	6-1	RS Fr.	Lithonia, Ga. (Woodward Academy)
45	Dominique Philpots	F	6-3	Sr.	Riverdale, Ga. (Riverdale)
50	Kiara Slaton	F/C	6-3	Fr.	Ocean Springs, Miss. (Rockwall (Texas))
55	Alendra Brown	F/C	6-3	Sr.	New Orleans, La. (McMain)

ALL-TIME SERIES: Tulane leads 17-6  
 AT FOGELMAN ARENA: Tulane leads 7-3  
 AT NEW ORLEANS: Tulane leads 8-2  
 AT NEUTRAL SITES: Tulane leads 2-1

03/04/01	(Neutral)	74-78	Tulane
02/08/02	(Home)	85-74	Houston
02/21/03	(Away)	62-65	Tulane
02/08/04	(Home)	83-78 (3ot)	Houston
01/07/05	(Away)	55-54	Houston
01/27/06	(Home)	54-61	Tulane
02/10/06	(Away)	54-65	Tulane
01/05/07	(Away)	61-83	Tulane
02/01/07	(Home)	56-71	Tulane
03/02/07	(Neutral)	55-62	Tulane
01/06/08	(Home)	74-64	Houston
02/16/08	(Away)	69-73	Tulane

**THE SERIES GAME-BY-GAME**

03/07/79	(Neutral)	65-56	Houston
12/23/79	(Away)	58-60	Tulane
02/05/97	(Home)	49-95	Tulane
01/02/98	(Away)	65-86	Tulane
02/14/98	(Home)	45-73	Tulane
01/03/99	(Home)	62-82	Tulane
02/12/99	(Away)	62-85	Tulane
01/21/00	(Home)	74-94	Tulane
02/10/00	(Away)	53-83	Tulane
01/14/01	(Away)	90-80 (ot)	Houston
02/11/01	(Home)	59-75	Tulane

**HOUSTON VS. TULANE (1-1)**

No.	Player	GP	GS	TOTAL			3-PTS			REBOUNDS							PF	FO	A	TO	Blk	Stl	Pts	Avg																							
				Min	Avg	FG	FGA	Pct	3FG	FGA	Pct	FT	FTA	Pct	Off	Def									Tot	Avg																					
30	MCINTYRE, Twigg	2	2	67	33.5	10	23	.435	5	13	.385	18	20	.900	2	9	11	5.5	9	1	3	10	0	2	43	21.5																					
23	JACKSON, Tye	2	2	64	32.0	7	20	.350	4	8	.500	11	14	.786	1	6	7	3.5	5	0	14	5	4	2	29	14.5																					
24	TAYLOR, Courtney	2	2	50	25.0	9	14	.643	0	0	.000	3	7	.429	3	13	16	8.0	4	0	3	1	0	2	21	10.5																					
51	HILL, Cobilyn	2	1	46	23.0	8	17	.471	0	0	.000	2	2	1.000	4	10	14	7.0	5	0	0	3	3	0	18	9.0																					
25	OBAZE, Alona	2	1	34	17.0	4	10	.400	1	6	.167	0	0	.000	0	0	0	0.0	2	0	2	1	0	0	9	4.5																					
33	JAMES, Whitney	2	1	37	18.5	2	9	.222	0	2	.000	3	4	.750	2	3	5	2.5	7	0	2	2	1	2	7	3.5																					
21	JOSEPH, Ashlee'	2	0	13	6.5	3	6	.500	0	0	.000	1	1	1.000	2	0	2	1.0	2	0	1	2	0	0	7	3.5																					
11	SCOTT, Brittney	2	0	20	10.0	2	6	.333	1	3	.333	0	0	.000	0	0	0	0.0	1	0	1	2	0	2	5	2.5																					
15	MEYERS, Ryan	2	1	43	21.5	2	4	.500	0	0	.000	0	0	.000	2	9	11	5.5	5	0	2	3	2	2	4	2.0																					
02	MORTON, Megan	1	0	4	4.0	0	1	.000	0	0	.000	0	0	.000	0	0	0	0.0	0	0	0	0	0	0	0	0.0																					
05	MASON, Brittany	1	0	5	5.0	0	0	.000	0	0	.000	0	0	.000	0	1	1	1.0	0	0	0	0	1	0	0	0.0																					
34	JOHNSON, Jasmine	2	0	9	4.5	0	0	.000	0	0	.000	0	0	.000	0	2	2	1.0	1	0	1	1	0	0	0	0.0																					
03	JAKOBSONE, Zane	2	0	8	4.0	0	1	.000	0	1	.000	0	0	.000	0	0	0	0.0	0	0	1	0	0	0	0	0.0																					
Team														8		2		10		5.0						1																					
Houston Totals		2				47		111		.423		11		33		.333		38		48		.792		24		55		79		39.5		41		1		30		31		11		12		143		71.5	
Opponent Totals		2				45		120		.375		11		32		.344		36		48		.750		30		44		74		37.0		36		-		23		26		9		14		137		68.5	



**UCF KNIGHTS**

Record: 10-19  
 Tournament Seed: 12  
 Ranking (AP/Coaches): N/A  
 Coach: Joi Williams  
 Alma Mater: USF '88  
 Career Record: 64-80/4  
 School Record: 10-19/1  
 vs. Houston: 0-1  
 '06-07 Record: 8-22 (3-13 C-USA)  
 Last Game: March 1, 2008  
 W, 81-69 at Memphis  
 SID: Sean Cartell  
 Web: www.UCFathletics.com

**STATISTICAL LEADERS**

Points	Tia Lewis	12.0
Rebounds	Tia Lewis	11.6
Assists	Marshay White	3.4
Steals	Marshay White	1.8
Blocks	Jackie Akers	1.4

**UCF ROSTER**

NO.	NAME	POS.	HT.	CL.	HOMETOWN/PREVIOUS SCHOOL
1	Jasmine Stovall	G	5-9	Fr.	Lawrenceville, Ga./Central Gwinnett HS
2	D'Nay Daniels	G	5-10	Fr.	Atlanta, Ga./Greater Atlanta Christian School
3	Angelica Mealing	G	5-7	Fr.	Decatur, Ga./Avondale HS
11	Amber Long	G	5-6	Sr.	Irmo, S.C./LSU
21	Chelsie Wiley	G	5-7	RS Fr.	Riviera Beach, Fla./Suncoast
22	Marcquitta Head	C	6-4	Jr.	Conley, Ga./Georgia State
23	Jelisa Caldwell	G	5-10	Fr.	Macon, Ga./Westside Macon HS
24	Emma Cannon	F	6-2	Fr.	Rochester, N.Y./School of the Arts
32	Jackie Akers	C	6-2	Jr.	Cape Coral, Fla./North Ft. Myers HS
33	Marshay White	G	5-6	Fr.	Rochester, N.Y./School of the Arts
40	Leah Paige	F	6-0	Fr.	Atlanta, Ga./Southwest DeKalb HS
42	Tia Lewis	F/C	6-3	Fr.	Poulan, Ga./Worth County HS
55	Jaleesa Morris	F/C	6-0	Fr.	Augusta, Ga./Hephzibah HS

ALL-TIME SERIES: Houston leads 2-1

AT HOFHIENZ PAVILION: Houston leads 1-0

AT ORLANDO, FLA.: Tied 1-1

AT NEUTRAL SITES: N/A

**THE SERIES GAME-BY-GAME**

01/06/06	Home	64-50	Houston
02/09/07	Away	73-78	UCF
01/17/08	Away	74-61	Houston

**HOUSTON VS. UCF (1-0)**

No.	Player	GP	GS	Min	TOTAL			3-PTS			REBOUNDS			PF	FO	A	TO	Blk	Stl	Pts	Avg																										
					FG	FGA	Pct	3FG	FGA	Pct	FT	FTA	Pct									Off	Def	Tot	Avg																						
30	MCINTYRE, Twigg	1	1	35	35.0	9	17	.529	3	6	.500	1	2	.500	0	4	4	4.0	3	0	3	4	0	3	22	22.0																					
51	HILL, Cobilyn	1	1	28	28.0	6	10	.600	0	0	.000	4	9	.444	3	4	7	7.0	3	0	0	3	3	0	16	16.0																					
24	TAYLOR, Courtney	1	1	25	25.0	4	7	.571	0	0	.000	4	4	1.000	3	7	10	10.0	2	0	1	0	0	2	12	12.0																					
33	JAMES, Whitney	1	1	23	23.0	3	8	.375	0	1	.000	3	5	.600	0	0	0	0.0	3	0	1	2	0	1	9	9.0																					
32	BRADLEY, Ryan	1	0	6	6.0	1	1	1.000	0	0	.000	1	2	.500	0	0	0	0.0	0	0	0	0	0	0	3	3.0																					
03	JAKOBSONE, Zane	1	0	8	8.0	1	2	.500	1	2	.500	0	0	.000	0	1	1	1.0	3	0	1	4	0	0	3	3.0																					
23	JACKSON, Tye	1	1	36	36.0	0	15	.000	0	4	.000	3	4	.750	1	10	11	11.0	2	0	6	0	0	3	3	3.0																					
21	JOSEPH, Ashlee'	1	0	8	8.0	1	1	1.000	0	0	.000	0	0	.000	1	2	3	3.0	1	0	0	1	0	0	2	2.0																					
15	MEYERS, Ryan	1	0	11	11.0	0	1	.000	0	0	.000	2	2	1.000	1	4	5	5.0	0	0	0	1	0	0	2	2.0																					
02	MORTON, Megan	1	0	1	1.0	0	0	.000	0	0	.000	2	2	1.000	0	0	0	0.0	0	0	0	0	0	0	2	2.0																					
25	OBAZE, Alona	1	0	11	11.0	0	2	.000	0	1	.000	0	0	.000	0	0	0	0.0	1	0	0	0	0	0	0	0.0																					
11	SCOTT, Brittney	1	0	5	5.0	0	2	.000	0	0	.000	0	0	.000	0	0	0	0.0	1	0	0	1	0	1	0	0.0																					
05	MASON, Brittany	1	0	3	3.0	0	0	.000	0	0	.000	0	0	.000	0	1	1	1.0	0	0	0	0	0	0	0	0.0																					
Team														5		3		8		8.0		0																									
Houston Totals		1				25		66		.379		4		14		.286		20		30		.667		14		36		50		50.0		19		0		12		16		3		10		74		74.0	
Opponent Totals		1				23		71		.324		2		17		.118		13		23		.565		19		32		51		51.0		22		-		13		19		3		9		61		61.0	