



UNIVERSITY OF HOUSTON WOMEN'S BASKETBALL

HOUSTON SPORTS INFORMATION: 3100 Cullen Blvd., Suite 2008, Houston, TX 77204 • WBB SID: Ryan Koslen (rkoslen@uh.edu) O: (713) 743-9391 | C: (713) 598-8666 | F: (713) 743-9411 • www.UHCougars.com

SCHEDULE/RESULTS

NOVEMBER		
9	Texas Southern (DH)	W, 76-58
13	at Cal State Bakersfield	L, 83-95
15	at Cal Poly	L, 48-53
19	Middle Tennessee	L, 68-69
23	at Xavier#	L, 47-69
24	vs. Liberty#	L, 61-70
25	vs. McNeese State#	W, 87-57
29	No. 8/7 LSU	L, 46-77

DECEMBER		
4	at Texas Tech	W, 66-63
8	at Miami (Fla.)	W, 63-62
16	at Akron	L, 76-81
21	TCU	W, 73-68
28	No. 14/15 Duke	L, 68-84

JANUARY		
2	Lamar	W, 82-75 (OT)
4	UTEP*	L, 61-79
6	Tulane* (ESPN2)	W, 74-64
13	Rice*	W, 71-66
17	at UCF*	W, 74-61
20	Southern Miss*	W, 71-61
26	at Rice* (Sharp Gym)	W, 70-64

FEBRUARY		
1	at Memphis*	W, 70-54
3	at UAB*	2 p.m.
7	Tulsa*	7 p.m.
9	SMU*	2 p.m.
14	at UTEP*	8 p.m.
16	at Tulane*	2 p.m.
21	at Tulsa*	7 p.m.
23	at SMU*	2 p.m.
28	East Carolina*	7 p.m.

MARCH		
1	Marshall*	1 p.m.
6-9	C-USA Championship &	

* Conference USA game
National City Xavier Invitational (Cincinnati, Ohio) & Conference USA Championship (Orlando, Fla.)
All times Central Standard.
Home games, in bold, played on Guy V. Lewis Court at Hofheinz Pavilion.

GAME 22: HOUSTON AT UAB

Date: Sunday, Feb. 3, 2008
Tipoff: 2 p.m. (CST)
Location: Birmingham, Ala.
Venue: Bartow Arena (8,500)
Series: UAB leads 9-7
Television: None
Streaming: All-Access broadcast at UHCougars.com
Radio: Houston ISP Sports Network online broadcast powered by Stretch Internet.
Jeremy Branham (play-by-play)
Tickets: Can be purchased through UAB Athletics Ticket Office by calling 205.975.8221 or by logging on to www.UABSports.com.

STREAKS, STORYLINES, SIDEBARS

- ▶ The University of Houston women's basketball team faces UAB Sunday at 2 p.m. in Bartow Arena in a battle for second place in Conference USA.
- ▶ Houston (12-9, 6-1 C-USA) enters on a six-game winning streak while UAB (10-10, 6-1 C-USA) has won three straight and six of seven.
- ▶ The Cougars knocked off Memphis 70-54 on Friday at the Elma Roane Fieldhouse.
- ▶ Twigg McIntyre (15.6 ppg) and Tye Jackson (11.9) lead the way for Houston.
- ▶ McIntyre is averaging a league-high 20.7 ppg in C-USA play and has gone 37-39 from the line (.949) during that span. She earned C-USA POTW honors on Jan. 7 and Jan. 21.
- ▶ Jackson has averaged 7.5 assists and 5.6 rebounds per game in C-USA games.
- ▶ Courtney Taylor has averaged a double-double during league play thus far (11.4/10.7).
- ▶ UH is 11-3 when holding its opponents under 70 points.
- ▶ UAB is led by Diamond Rogers (17.5), Crystal McFadden (13.4) and Britney Jones (10.8).



HOUSTON COUGARS

Record: 12-9, 6-1 C-USA
Ranking: N/A
Itn. Coach: Danny Hughes
Alma Mater: TCU '90
Career Record: 12-9/1
School Record: 12-9/1
vs. UAB: First meeting
'06-07 Record: 9-19 (5-11 C-USA)
Last Game: Feb. 1, 2008
W, 70-54 at Memphis
SID: Ryan Koslen
Web: www.UHCougars.com

STATISTICAL LEADERS

Points	Twigg McIntyre	15.6
Rebounds	Courtney Taylor	8.6
Assists	Tye Jackson	4.6
Steals	Twigg McIntyre	1.8



UAB BLAZERS

Record: 10-10, 6-1 C-USA
Ranking: N/A
Coach: Audra Smith
Alma Mater: Virginia '92
Career Record: 50-58/4
School Record: 50-58/4
vs. Houston: 1-2
'06-07 Record: 19-13 (12-4 C-USA)
Last Game: Feb. 1, 2008
W, 76-64 over Rice
SID: Michelle Cunningham
Web: www.UABSports.com

STATISTICAL LEADERS

Points	Diamond Rogers	17.5
Rebounds	Diamond Rogers	8.3
Assists	Diamond Rogers	3.5
Steals	Crystal McFadden	1.4

HOUSTON AT-A-GLANCE

PROBABLE STARTERS

No.	Name (Career G/GS)	Pos.	Ht.	Yr.-Exp.	PPG	RPG	APG	Of Note
23	Tye Jackson (63/62)	G	5-10	Sr.-2L	11.9	4.9	4.6	C-USA Preseason Player of the Year. All-America candidate.
24	Courtney Taylor (19/16)	F	6-0	Fr.-HS	9.9	8.6	0.9	Averaged 11.4 ppg and 10.7 rpg in C-USA play.
30	Twigg McIntyre (114/31)	G	5-5	Sr.-TR	15.6	3.5	3.3	Named C-USA POTW on Jan. 7 & Jan. 21. All-America Cand.
33	Whitney James (49/31)	F	5-11	Sr.-1L	5.4	3.0	0.9	SH 15 points at Rice (01/26). Has started last six games.
51	Cobilyn Hill (21/19)	C	6-3	Fr.-HS	7.7	5.3	0.3	CH seven blocks at Cal State Bakersfield (11/13).

OFF THE BENCH

No.	Name (Career G/GS)	Pos.	Ht.	Yr.-Exp.	PPG	RPG	APG	Of Note
2	Megan Morton (11/0)	G	5-10	Fr.-HS	2.0	0.8	0.2	Did not make the road trip due to a bout with the flu.
3	Zane Jakobsone (19/0)	G	6-1	Jr.-TR	2.0	1.0	0.3	CH 5 rebounds vs. UTEP (01/04).
5	Brittany Mason (18/1)	F	6-0	Fr.-HS	1.4	2.5	0.6	CH 9 rebounds and 6 points at Cal Poly (11/15).
11	Brittney Scott (21/0)	G	5-6	Fr.-HS	3.5	1.3	0.7	Averaged 36.0 ppg as a senior in high school.
15	Ryan Meyers (59/43)	F	6-1	Sr.-2L	5.9	5.1	1.2	SH 18 points vs. Lamar (01/02); SH 9 rebounds vs. Rice (01/13).
21	Ashlee' Joseph (49/9)	F	6-0	So.-1L	2.5	1.8	0.1	Had 6 pts. and 5 boards in 13 minutes against Texas Southern (11/07).
25	Alona Obaze (48/29)	G	5-6	Sr.-1L	2.3	1.8	0.8	Averaging 13 minutes per game in C-USA play; one start.
32	Ryan Bradley (41/3)	C	6-2	So.-1L	1.1	0.9	0.1	Saw first game action of the season at Cal Poly (11/15).
34	Jasmine Johnson (20/8)	G	5-6	Fr.-HS	3.2	1.6	0.7	Made first career start at Cal Poly (11/15).

Head Coach: Joe Curl (Wayne State 1978) 10th season - **OUT INDEFINITELY** (Heart Attack - 10/28/07)

Interim Head Coach: Danny Hughes (TCU, 1990) third season

Assistants: DeJuena Chizer (Houston, 1990) eighth season; Wade Scott (Eastern New Mexico, 1993) second season

UP NEXT

• Houston returns to Guy V. Lewis at Hofheinz Pavilion for a pair of Conference USA games next weekend. The Cougars and SMU square off at 7 p.m. CST Thursday and Tulsa comes to town for a 2 p.m. Saturday matchup.



PROJECTED UAB STARTERS

No.	Name (G/GS)	Position	Ht.	Class-Exp.	Points	Rebounds	Assists	Steals	Minutes
1	Crystal McFadden (20/20)	G	5-10	Sr.-3L	13.4	5.7	2.0	1.4	32.4
12	Diamond Rogers (20/20)	G/F	5-11	Sr.-3L	17.5	8.3	3.5	1.5	36.8
25	Britney Jones (20/16)	G	5-7	Jr.-2L	10.8	3.9	3.2	2.6	33.8
33	Brianna Berry (20/20)	F	6-1	Jr.-2L	2.3	2.9	0.4	0.5	16.4
50	Amanda Scott (18/7)	F/C	6-2	So.-1L	4.9	2.8	0.4	0.2	17.8

ROSTER/TEAM INFORMATION

NUMERICAL ROSTER

NO.	NAME	POS	HT	CL-EXP	HOMETOWN/PREVIOUS SCHOOL
2	Megan Morton	G	5-10	Fr.-HS	Winnsboro, Texas/Winnsboro HS
3	Zane Jakobson	F	6-1	Jr.-TR	Riga, Latvia/Trinity Valley CC
5	Brittany Mason	F	6-0	Fr.-HS	LaPorte, Texas/LaPorte HS
11	Brittney Scott	G	5-6	Fr.-HS	Orange, Texas/West Orange Stark HS
15	Ryan Meyers	F	6-1	Sr.-2L	Arlington, Texas/Arlington HS/Grayson County CC
21	Ashlee Joseph	F	6-0	So.-1L	Houston, Texas/Booker T. Washington HS
23	Tye Jackson	G	5-10	Sr.-2L	Houston, Texas/Westfield HS/Purdue
24	Courtney Taylor	G/F	6-0	Fr.-HS	Crockett, Texas/Crockett HS
25	Alona Obaze	G	5-6	Sr.-1L	Dallas, Texas/Bryan Adams HS/Trinity Valley CC
30	Twiggy McIntyre	G	5-5	Sr.-TR	Sapulpa, Okla./Sapulpa HS/Kansas State
32	Ryan Bradley	C	6-2	So.-1L	Houston, Texas/Madison HS
33	Whitney James	F	5-11	Sr.-1L	Edmond, Okla./Edmond Memorial HS/N. Oklahoma Coll.
34	Jasmine Johnson	G	5-6	Fr.-HS	Omaha, Neb./Omaha Central HS
51	Cobilyn Hill	C	6-3	Fr.-HS	Houston, Texas/Eisenhower HS

ALPHABETICAL ROSTER

NO.	NAME	POS	HT	CL-EXP	HOMETOWN/PREVIOUS SCHOOL
32	Ryan Bradley	C	6-2	So.-1L	Houston, Texas/Madison HS
51	Cobilyn Hill	C	6-3	Fr.-HS	Houston, Texas/Eisenhower HS
23	Tye Jackson	G	5-10	Sr.-2L	Houston, Texas/Westfield HS/Purdue
3	Zane Jakobson	F	6-1	Jr.-TR	Riga, Latvia/Trinity Valley CC
33	Whitney James	F	5-11	Sr.-1L	Edmond, Okla./Edmond Memorial HS/N. Oklahoma Coll.
34	Jasmine Johnson	G	5-6	Fr.-HS	Omaha, Neb./Omaha Central HS
21	Ashlee Joseph	F	6-0	So.-1L	Houston, Texas/Booker T. Washington HS
5	Brittany Mason	F	6-0	Fr.-HS	LaPorte, Texas/LaPorte HS
30	Twiggy McIntyre	G	5-5	Sr.-TR	Sapulpa, Okla./Sapulpa HS/Kansas State
15	Ryan Meyers	F	6-1	Sr.-2L	Arlington, Texas/Arlington HS/Grayson County CC
2	Megan Morton	G	5-10	Fr.-HS	Winnsboro, Texas/Winnsboro HS
25	Alona Obaze	G	5-6	Sr.-1L	Dallas, Texas/Bryan Adams HS/Trinity Valley CC
11	Brittney Scott	G	5-6	Fr.-HS	Orange, Texas/West Orange Stark HS
24	Courtney Taylor	G/F	6-0	Fr.-HS	Crockett, Texas/Crockett HS

COACHING STAFF

Head Coach: Joe Curl (Wayne State '78; 10th Year) - **OUT INDEFINITELY**
 Interim Head Coach: Danny Hughes (TCU '90; Third Year)
 Assistant Coach: DeJuena Chizer (Houston '90; Eighth Year)
 Assistant Coach: Wade Scott (Eastern New Mexico '93; Second Year)

SUPPORT STAFF

Director of Operations: Chad Rickett (Midwestern State '07)
 Athletic Trainer: Allison Murphy (Gardner Webb '05)
 Strength & Conditioning Coach: Dale Jones (Washburn '94)
 Student Manager: Keisha Cabrera

PRO-NUN-SEE-A-SHUNS

Zane Jakobson ZAH-ney YAK-uhb-so-neh
 Alona Obaze ah-LAH-nuh oh-BAH-zee
 Cobilyn Hill ko-bee-lin
 DeJuena Chizer DUH-wan-uh

THE COUGARS: DECONSTRUCTED

By Height:	
Cobilyn Hill	6-3
Ryan Bradley	6-2
Zane Jakobson	6-1
Ryan Meyers	6-1
Ashlee Joseph	6-0
Brittany Mason	6-0
Courtney Taylor	6-0
Whitney James	5-11
Tye Jackson	5-10
Megan Morton	5-10
Jasmine Johnson	5-6
Alona Obaze	5-6
Brittney Scott	5-6
Twiggy McIntyre	5-5

Returners:	
Ryan Bradley	4.1 ppg/2.4 rpg
Tye Jackson	22.5 ppg; First-Team All C-USA
Whitney James	9.5 ppg/6.9 rpg
Ashlee Joseph	4.9 ppg/5.0 rpg
Ryan Meyers	7.6 ppg/9.9 rpg
Alona Obaze	6.6 ppg/2.4 rpg

Newcomers:	
Cobilyn Hill	Fr., C, 6-3
Zane Jakobson	Jr., G, 6-1
Jasmine Johnson	Fr., G, 5-6
Brittany Mason	Fr., G, 6-0, F
Twiggy McIntyre	Sr., 5-5, G
Megan Morton	Fr., G, 5-10
Brittney Scott	Fr., G, 5-6
Courtney Taylor	Fr., F, 6-0

By Position:	
Guard	7
Forward	6
Center	2

By Class:	
Freshman	6
Sophomore	2
Junior	1
Senior	5

By State/Country:	
Texas	10
Oklahoma	2
Nebraska	1
Latvia	1

MEDIA POLICIES AND SERVICES

HOUSTON SPORTS INFORMATION

Office Phone (713) 743-9404
 Office Fax (713) 743-9411
 Press Row Phone (713) 743-9414
 Ticket Office 713-G0-C00GS
 Web site www.UHCougars.com
 Mailing Address Athletics/Alumni Center, Suite 2008
 3100 Cullen Blvd.
 Houston, TX 77204

Ryan Koslen, Assistant SID/WBB Contact
 Office Phone (713) 743-9391
 Mobile Phone (713) 598-8666
 E-mail rkoslen@uh.edu

SPORTS INFORMATION OFFICE

- ▶ The University of Houston Sports Information Office is located in the Ted Nance Suite (#2008) on the second floor of the Athletics/Alumni Center.
- ▶ The Athletics/Alumni Center is located at 3100 Cullen Boulevard between Cougar Field and Hofheinz Pavilion.

CREDENTIALS

- ▶ Credential requests should be made at least 24 hours prior to tip-off. Requests should be submitted on company letterhead. Credentials will only be mailed if specifically requested. Those not mailed, picked-up in person or delivered by an SID, will be left at the Hofheinz Pavilion will call window. The arena press entrance is located at the northwest corner of the facility.

PRACTICES

- ▶ All workouts are held at Hofheinz Pavilion. Media wishing to attend practice should contact the UH sports information office, to check that day's schedule and player and coach availability.
- ▶ All gameday and road practices are closed.

INTERVIEWS

- ▶ All interviews with UH coaches, student-athletes and administrators MUST be coordinated through the sports information office.
- ▶ Arrangements to speak with a member of the women's basketball program should be made with assistant SID Ryan Koslen (713.743.9391/rkoslen@uh.edu) at least one day prior to the desired interview date. Players and coaches are generally available following practice.
- ▶ The locker rooms, training room and weight room inside the UH Athletics/Alumni Center are off-limits to reporters.
- ▶ On game days, no UH players will be available until the postgame media session.

ACCESS TO COUGARS INFORMATION

- ▶ **UHCougars.com** – The official web site of University of Houston athletics includes rosters, schedules, statistics, player profiles, press releases, game notes and more. The site is updated daily and also includes links to listen to UH athletics events live over the Internet.
- ▶ **E-Mail List** – Press releases, notes and statistics are e-mailed to a large contingent of media. To be added to the list please contact assistant SID Ryan Koslen (713.743.9391/rkoslen@uh.edu). Notes packets will be available at least 24 hours prior to each game, and in many instances much earlier.

CONFERENCEUSA.COM

- ▶ The league's official web site contains information on all 12 schools, including updated conference statistics, schedules and standings.



THE LONG ROAD AHEAD ...

- ▶ After closing out a six-game homestand on Jan.13, UH plays seven of its next 10 games on the road, including strings of three- and four-straight away from home.
- ▶ The Cougars remained in the Houston area for 38-straight days after completing a three-game trip that took them from Lubbock to Miami to Akron, Ohio.
- ▶ UH is 5-4 on the road this year.
- ▶ Houston snapped an eight-game C-USA road losing skid on Jan. 17 by knocking off UCF 74-61
- ▶ It was UH's first C-USA road win since beating UAB, 74-71, with a last-second half-court shot on Feb. 26, 2006.

NOTING THE HOMESTAND ...

- ▶ Houston closed out its recent homestand 4-2.
- ▶ The homestand was UH's longest since playing nine-straight at Hofheinz Pavilion from 12/14/96-01/10/97.
- ▶ Two players, Twigg McIntyre (18.2) and Tye Jackson (12.2), averaged in double figures.
- ▶ Courtney Taylor averaged 9.0 rebounds per game.
- ▶ Jackson tallied 39 assists (6.5 apg).
- ▶ McIntyre was 35-of-37 from the free-throw line and made 29-straight attempts through five games.
- ▶ She shot a team-high 46.7 percent (28-60) from the field and knocked down 18 three pointers which was more than the rest of the Houston team made combined.

FROM DOWNTOWN SAPULPA ...

- ▶ Twigg McIntyre has been riding a hot shooting streak in C-USA play, firing at a 53.1 percent clip (53-81) from the field and 22-45 (.489) from behind the three-point line.
- ▶ She is the league's leading scorer (20.5) in C-USA play and ranks third overall (15.3 ppg).
- ▶ She knocked down six triples at Memphis, tying the best single-game total in C-USA this season.
- ▶ In league play, she has been to the free-throw line a league-high 39 times and has knocked down 37 of those attempts, leading C-USA with her .949 shooting percentage.
- ▶ McIntyre had a streak of 29-straight free throws made between Dec. 28 and Jan. 13.

JACKSON STRUGGLING FROM THE FIELD, BUT ...

- ▶ Tye Jackson has hit a bit of a shooting slump through six league games this season.
- ▶ Jackson is 17-80 (.213) from the field and 5-23 (.217) from behind the three-point line.

- ▶ She has averaged almost six rebounds per game (5.7) and is dishing out 6.4 assists per game.
- ▶ Against Rice (01/26), she scored a team-high 15 points.
- ▶ She was 0-for-15 from the field at UCF (01/17) and did not tally her first point until there was under two minutes on the clock.
- ▶ Jackson has never been held scoreless in her collegiate career.

TAYLOR DOUBLING UP IN LEAGUE GAMES ...

- ▶ Courtney Taylor is quietly making her case for C-USA Freshman of the Year honors.
- ▶ Taylor has averaged a double-double, 11.4 ppg/10.7 rpg through seven conference games.
- ▶ Overall, she has a team-high six double-doubles and ranks sixth in C-USA in rebounding (8.6 rpg).
- ▶ She also leads the team and ranks 10th in the league in shooting percentage (.474).

MCINTYRE EARNS SECOND C-USA WEEKLY HONOR ...

- ▶ Twigg McIntyre was named the C-USA Women's Basketball Player of the Week for the second time in three weeks, the league office announced Jan. 21.
- ▶ McIntyre averaged a league best 23.0 points per game and shot a solid .516 (16-of-31) from the field and .900 (9-of-10) from the free throw line.
- ▶ She also connected on five 3-pointers, dished out six assists and pocketed six steals while averaging 36 minutes per game.
- ▶ Through six games in January, McIntyre is averaging 22 ppg, and is 39-of-41 (.951) from the line.
- ▶ McIntyre also appears among the Top 15 in six other categories including second in 3-pointers per game, 2.21.

JACKSON APPEARS IN SLAM MAGAZINE ...

- ▶ Tye Jackson is featured in the March 2008 issue of SLAM Magazine, available on newsstands nationwide.
- ▶ She is profiled in SLAM's 'In Your Face' section on page 25.

FIRST FIVE MINUTES A STRUGGLE FOR UH ...

- ▶ UH has struggled badly in the opening five minutes of games, shooting 57-for-159 (.328) with 58 turnovers (2.8 tpg).
- ▶ Houston's top opening minutes this year came at Memphis when the Cougars were 8-10 with two turnovers.
- ▶ UH's worst opening five minutes of the year came during a two-game span against Middle Tennessee and at Xavier where UH was 0-for-10 from the field with nine TOs.
- ▶ UH is 3-0 this year when shooting 60 percent or better in the first five minutes of games.

2007-08 SEASON BESTS

PLAYER	PTS.	RBS.	AST.	BLK.	STL.
Megan Morton	11, at Cal Poly	3, vs. McNeese St.	1 - twice	n/a	1 - twice
Zane Jakobson	6, vs. Duke	5, vs. UTEP	1 - twice	n/a	1, at Memphis
Brittany Mason	6 - twice	9, at Cal Poly	3, vs. MTSU	1 - four times	2, vs. MTSU
Brittney Scott	14, vs. MTSU	6, vs. LSU	4, vs. McNeese St.	n/a	3, at Texas Tech
Ryan Meyers	18, vs. Lamar	9, vs. Rice	3 - three times	1 - four times	4, vs. TCU
Ashlee' Joseph	7, vs. McNeese St.	8, vs. McNeese St.	1 - twice	1 vs. LSU	1 - three times
Tye Jackson	21, vs. Lamar	11, at UCF	10, vs. Tulane	3, vs. Tulane	5, vs. TSU
Courtney Taylor	19, vs. McNeese St.	15, at Memphis	4, vs. Lamar	3, vs. McNeese St.	5, at Memphis
Alona Obaze	8, vs. McNeese St.	7, at CSUB	3 - twice	1 - twice	2 - twice
Twigg McIntyre	30, at CSUB	6 - twice	7, vs. Lamar	1, vs. UTEP	5 - twice
Ryan Bradley	4, vs. Liberty	3, vs. Liberty	1, at Akron	1 - twice	1 - twice
Whitney James	13, at Miami (Fla.)	7 - twice	4, at Memphis	1, vs. Liberty	2 - six times
Jasmine Johnson	9 - twice	6, at Xavier	4, vs. McNeese St.	1, vs. Liberty	4, vs. Liberty
Cobilyn Hill	23, at Akron	13, at Akron	1 - four times	7, at CSUB	1 - five times

GAME 1 • Nov. 9, 2007 • Hofheinz Pavilion • Houston, Texas

	Texas Southern	58
	Houston	76

HOUSTON - The University of Houston women's basketball team got the 2007-08 campaign started with a 76-58 win over Texas Southern, Friday on Guy V. Lewis Court at Hofheinz Pavilion.

Houston (1-0) moved its all-time record to 25-8 in season openers and earned its eighth-straight win over TSU (0-1).

The Cougars found themselves in a fight early in the second half as TSU came out and took a 40-39 lead with 15:39 to go, erasing UH's three-point halftime advantage.

The teams traded buckets over the next two minutes and a turnaround jumper by Tye Jackson with 13:36 left started a 7:57, 27-7 run that put the game away for the Cougars.

During that span, Houston held Texas Southern to just three field goals. TSU made only eight field goals in the second half and shot 32.1 percent (18-for-56) for the game.

The Cougars won the game in transition with 16 steals that were converted into 12 fast-break points. It was UH's most steals in a game since Feb. 3, 2006, a 75-62 win over Rice.

Jackson finished with 18, leading all players. The 2007 Conference USA Preseason Player of the Year has scored in double-figures in 24-consecutive games and played in a season opener for the first time in her UH career.

Whitney James finished with 12 points and four rebounds.

Ryan Meyers showed no rust from her long layoff tallying 14 points and seven rebounds. Meyers missed all but the first nine games of the 2006-07 season due to injury.

Also coming off a long layoff, 587 days to be exact, was Twiggy McIntyre. McIntyre, a senior transfer, last played on March 31, 2006 in the WNIT Championship game while with KState. She finished with nine points, six rebounds, five steals and four assists.

Courtney Taylor pulled down a game-high eight rebounds in her Houston debut.

Jamelah Lewis and Camille Parks both found double figures for the Tigers, finishing with 18 and 11 points, respectively.

UH led 33-30 at the break despite shooting 31.3 (10-for-32) in the first half. The Cougars trailed by as many as seven with five minutes to go, but an 8-1 run to close the half gave UH the three-point halftime advantage.

Houston (1-0)												
	Min	FG	3FG	FT	R	F	A	TO	B	S	TP	
Meyers*	29	2-7	0-0	8-8	7	2	3	2	1	2	14	
James*	22	5-10	1-1	1-3	4	3	0	0	0	0	12	
Hill*	9	0-1	0-0	2-6	3	2	1	1	2	0	2	
Jackson*	27	7-20	2-8	2-6	2	2	2	2	0	0	5	18
McIntyre*	34	3-9	1-6	2-2	6	2	4	5	0	5	9	
Morton	4	0-1	0-0	1-2	1	0	1	1	0	0	1	
Mason	11	0-2	0-0	0-0	5	3	0	1	1	1	0	
Scott	8	0-2	0-0	1-2	2	2	0	0	0	0	1	
Joseph	13	3-8	0-0	0-0	5	1	0	1	0	1	6	
Taylor	16	0-5	0-0	1-2	8	0	1	2	0	0	1	
Obaze	19	1-2	1-2	0-0	1	4	3	1	0	1	3	
Johnson	8	4-4	1-1	0-0	2	0	0	2	0	1	9	
Team					5							
Totals	200	26-71	6-18	18-31	51	21	15	17	4	16	76	

Texas Southern (0-1)												
	Min	FG	3FG	FT	R	F	A	TO	B	S	TP	
Justice*	18	3-11	0-0	1-3	4	4	0	1	0	1	7	
Riles*	33	1-5	1-2	3-4	4	5	3	8	0	1	6	
Brown*	25	1-8	1-4	0-0	7	4	0	2	3	0	3	
Parks*	25	2-7	1-3	6-9	4	4	1	6	0	0	11	
Lewis*	39	6-12	4-5	2-2	7	0	1	2	1	2	18	
Gorman	22	0-2	0-1	0-1	2	5	2	2	0	0	0	
Norwood	11	2-5	0-0	0-0	4	2	1	1	1	1	4	
Vann	27	3-6	1-4	2-2	7	1	3	2	6	0	9	
Team					5							
Totals	200	18-56	8-19	14-21	44	25	11	24	11	5	58	

Halftime: Houston 33, TSU 30. FG%: Houston 36.6, TSU 32.1. 3FG%: TSU 42.1, Houston 33.3. FT%: TSU 66.7, Houston 58.1. Officials: Jeff Caudle, Jacob Tingle, Bob Haak. Technicals: None. Att.: 506

GAME 2 • Nov. 13, 2007 • Icardo Center • Bakersfield, Calif.

	Houston	83
	Cal State Bakersfield	95

BAKERSFIELD, Calif. - Twiggy McIntyre scored a career-high 30 points, but it was not enough as The University of Houston women's basketball team committed 28 turnovers in a 95-83 loss to Cal State Bakersfield, Tuesday at the Icardo Center.

McIntyre was 12-for-20 from the field and 5-for-5 from the line. She also added five assists. She eclipsed her previous career best of 22 points, set against Colorado while she played at Kansas State.

The Cougars (1-1) trailed by as many as 21 in the second half, but cut the deficit to five with 3:08 to go. UH turned it over on two of its next three possessions and CSUB (2-0) ran the lead back to 11 and went on for the 16-point win, the team's 17th straight victory.

Houston climbed back in the game on the strength of a 30-14 run that spanned 9:41. UH could not overcome its 28 turnovers and a 4-for-17 effort (.235) from behind the three-point line.

UH's turnovers were converted into 32 points for the Roadrunners. The Cougars outrebounded CSUB 50-33, including a 21-14 edge on the offensive glass. Houston turned those 21 offensive boards into 14 second-chance points.

Houston used the fast break to its advantage for the second-straight game, scoring 18 points in transition. Through two games, the Cougars have 30 fast-break points, a feat which took them eight games to achieve last season.

Cobily Hill set career highs with seven blocks and nine rebounds. The last time a Houston player had seven or more blocks in a game was Jan. 17, 1990 when Darla Simpson finished with eight stuffs against Baylor.

Tye Jackson closed the night with 15 points and five assists, the only other UH player to finish in double digits.

Kelley Tarver finished with a team-high 27 points for CSUB. Krista Arase added 17, Naomi Johnson finished with 15 while Christine Kepenekian finished with 14 points and a game-high 11 rebounds.

The Roadrunners led 54-38 at the half after knocking down eight first-half three pointers, with three coming from Tarver. CSUB started 4-for-4 from behind the line and ended the half 8-for-12 (.667) from distance.


The Cougars led by five early, but costly turnovers let CSUB back in the game. Jackson sunk a jumper at the 14:52 mark giving UH a 16-15 advantage, the last lead for the Cougars on the night. The Cougars were outscored 39-22 for the rest of the half.

Houston (1-1)												
	Min	FG	3FG	FT	R	F	A	TO	B	S	TP	
Meyers*	29	3-6	0-0	2-2	8	2	2	5	1	3	8	
James*	17	0-1	0-0	2-2	4	1	1	0	0	0	2	
Hill*	21	2-5	0-0	4-4	9	1	0	2	7	0	8	
Jackson*	32	6-19	2-6	1-2	3	5	5	8	1	1	15	
McIntyre*	37	12-20	1-6	5-5	5	3	5	7	0	1	30	
Mason	4	0-1	0-0	0-0	3	2	0	1	0	0	0	
Scott	3	0-1	0-1	0-0	0	1	1	0	0	0	0	
Joseph	7	3-4	0-0	0-1	3	4	0	0	0	0	6	
Taylor	10	0-1	0-0	1-2	3	2	3	2	1	1	1	
Obaze	25	2-5	0-3	0-0	7	2	3	2	0	0	4	
Johnson	15	3-6	1-1	2-2	2	1	0	2	0	1	9	
Team					3							
Totals	200	31-69	4-17	17-20	50	24	17	28	10	7	83	

Cal State Bakersfield (2-0)												
	Min	FG	3FG	FT	R	F	A	TO	B	S	TP	
West*	22	1-7	0-0	1-2	4	3	0	2	0	1	3	
Kepenekian*	30	5-10	1-4	3-4	11	1	2	3	0	4	11	
Johnson*	31	6-11	0-1	3-4	3	4	2	3	1	1	15	
Tarver*	35	7-13	4-5	9-10	1	4	3	2	0	3	27	
Arase*	30	5-9	2-3	5-6	2	3	4	4	1	6	17	
Belt	24	4-11	2-4	0-1	4	1	0	0	0	2	10	
Leon	14	1-1	0-0	1-1	3	2	0	3	0	0	3	
Carter	14	2-8	0-0	2-3	1	2	0	0	1	0	6	
Team					4							
Totals	200	31-70	9-17	24-31	33	20	11	17	3	17	95	

Halftime: CSUB 54, Houston 38. FG%: Houston 44.9, CSUB 44.3. 3FG%: CSUB 59.9, Houston 23.5. FT%: Houston 85.0, CSUB 77.4. Officials: Eric Kutas, Richard Waters, Gina Jojola. Technicals: Houston: Team, Cal State Bakersfield: None. Att.: 422

GAME 3 • Nov. 15, 2007 • Mott Gym • San Luis Obispo, Calif.

	Houston	48
	Cal Poly	53

SAN LUIS OBISPO, Calif. - A poor shooting night doomed the University of Houston women's basketball team to a 53-48 loss to Cal Poly at Mott Gym.

Houston (1-2) shot 22.8 percent (13-for-57) from the field tonight and 3-for-15 (.200) from behind the arc. The Cougars also had 24 turnovers and only three blocks.

Cal Poly (2-1) won its second-straight game behind a game-high 17 points from Lisa McBride and 14 from Megan Harrison.

The Cougars took a 42-39 lead with 7:13 left after Cobily Hill scored a pair of free throws and Twiggy McIntyre sunk a jumper from the free-throw line.

That would be the last field goal on the night for the Cougars as they went the final 7:13 with only six points coming off free throws. A three by the Mustangs' Ashlee Stewart with 5:31 left put the game away.

Houston trailed 28-22 at the break after a cold-shooting first half. Tye Jackson downed a jumper in the first minute of the game and the Cougars would not knock down a field goal for the next 8:38 seconds, enabling Cal Poly to take a 12-6 lead.

UH's freshmen led a 16-7 run that pulled the lead down to three, 20-17, after a triple by Megan Morton at the 3:41 mark. During that span, UH had four freshmen on the floor, along with Jackson.

The Cougars made one field goal in the final 3:30 of the half and trailed by six heading into the locker room.

Morton finished with a career-best 11 points in 19 minutes. McIntyre also finished with 11, the only two Houston players in double figures. Jackson added eight points and eight rebounds, snapping a 24-game streak scoring in double figures.

Brittany Mason played a career-high 26 minutes and responded with nine rebounds and two assists.

Houston (1-2)												
	Min	FG	3FG	FT	R	F	A	TO	B	S	TP	
Joseph*	9	0-1	0-0	1-2	3	0	0	1	0	0	1	
Hill*	22	0-4	0-0	5-6	7	2	0	2	1	1	5	
Jackson*	29	3-18	0-3	2-4	8	4	2	5	1	1	8	
McIntyre*	34	4-11	2-6	1-3	5	1	1	4	0	1	11	
Johnson*	18	0-1	0-0	0-0	5	0	1	3	0	1	0	
Morton	19	2-7	1-5	6-6	2	2	0	2	0	2	11	
Mason	26	2-5	0-0	2-3	9	5	2	0	1	1	6	
Scott	3	0-2	0-1	0-0	0	1	0	1	0	0	0	
Meyers	13	0-3	0-0	0-1	5	2	0	3	0	0	0	
Obaze	11	0-0	0-0	0-0	1	0	0	2	0	1	0	
Bradley	1	0-1	0-0	0-0	0	0	0	0	0	0	0	
James	13	2-4	0-0	2-2	2	4	0	1	0	0	6	
Team					6							
Totals	200	13-57	3-15	19-27	53	21	6	24	3	7	48	

Cal Poly (2-1)												
	Min	FG	3FG	FT	R	F	A	TO	B	S	TP	
McBride*	40	6-15	0-3	5-5	9	3	1	0	1	0	17	
Harrison*	25	6-17	0-4	2-4	7	3	0	3	0	1	14	
Yarwasky*	11	1-4	0-1	0-0	1	2	0	1	2	0	2	
Howell*	24	0-7	0-1	2-4	3	2	3	2	0	4	2	
Anderson*	19	0-5	0-0	0-0	5	1	1	1	0	0	0	
Gholar	11	0-3	0-1	0-0	1	2	0	5	0	0	0	
Stewart	19	1-2	1-2	0-0	2	1	4	0	0	1	3	
Santiago	18	3-6	0-0	2-2	7	2	0	3	1	3	8	
Wells	16	0-2	0-0	1-2	3	2	2	1	0	3	1	
Anderson	4	0-0	0-0	0-0	0	0	0	0	0	0	0	
Tratter	11	3-8	0-0	0-0	5</							

GAME 4 • Nov. 19, 2007 • Hofheinz Pavilion • Houston, Texas

	Middle Tennessee	69
	Houston	68

HOUSTON - The University of Houston women's basketball team had a pair of game-winning shots come up short in the final seconds as the Cougars dropped their third-straight game, a 69-68 decision to Middle Tennessee.

After a turnover by MTSU's Johnna Abney with nine seconds left and no UH time-outs remaining, Tye Jackson brought the ball up the floor and took the ball down the lane and her layup attempt found the back iron with three seconds left.

The rebound ended up in the hands of Twiggy McIntyre but her jumper at the buzzer fell short and the Blue Raiders escaped with the one-point win.

Houston (1-3) mounted a late second-half comeback from a 13-point deficit thanks to 19-7 run in the game's final 6:04. The Cougars held Middle Tennessee (2-1) to three field goals in the final eight minutes of the game.

After trailing by five at the break, UH used a 15-4 run in the first 7:07 of the second half to knot things up at 49 apiece with 12:53 left. The Cougars would not score for the next 6:51 and trailed 62-49 with 7:08 to go.

Courtney Taylor split a pair of free throws with 6:04 left to snap the scoreless skid and started Houston's closing run. Taylor added seven of her team- and career-high 18 points in the last six minutes of the game.

Brittney Scott added a pair of big three pointers during the run, including the 21-footer with 37 seconds left that pulled the Cougars within one. She finished with a career-high 14 points.

Jackson finished with 15 and McIntyre added 11 along with five assists. Brittany Mason added a team-high eight rebounds.

The Blue Raiders' Amber Holt led all players with 30 points and 15 rebounds. Anne-Marie Lanning added 11 off the bench.

Houston shot nearly 60 percent in the first half (12-for-21/.571), was a perfect 10-for-10 from the charity stripe and still trailed by seven. MTSU knocked down seven three pointers in the half and used a full-court press to force UH into 16 turnovers. Those giveaways were converted into 18 Blue Raider points.

After leading by 5, 5-0 at the 14:52 mark, MTSU went on a 27-8 run that was paced by four triples and seven UH turnovers. The Blue Raiders held a 14-point cushion, 27-13, with 8:15 left in the half.

A 9-0 UH run pulled the deficit down to five, 27-22, with 5:54 to go, but the Cougars failed to capitalize and found themselves down by 11, 39-28, with 2:02 left.

McIntyre scored six of Houston's final 10 points in the half and the Cougars whittled the margin to seven, 41-34 at the break.

The action was slow to get started with the teams starting a combined 0-for-8 from the field with 10 turnovers. Taylor scored the game's first field goal with 14:52 left in the first half.

Houston (1-3)												
Min	FG	3FG	FT	R	F	A	TO	B	S	TP		
Mason*	28	1-3	0-0	0-0	8	1	3	5	1	2	2	2
Meyers*	16	1-3	0-0	2-2	5	4	1	3	1	0	4	4
James*	4	0-0	0-0	0-1	0	0	0	2	0	0	0	0
Jackson*	37	4-12	0-2	7-8	5	0	1	2	0	2	15	15
McIntyre*	40	5-14	0-3	1-2	2	5	0	0	3	11	11	11
Morton	10	1-2	0-0	0-0	1	1	0	3	0	0	2	2
Scott	7	5-9	3-4	1-1	1	2	1	3	0	1	14	14
Jospeh	5	1-1	0-0	0-0	0	0	0	0	0	0	2	2
Taylor	26	7-7	0-0	4-5	4	2	1	0	2	0	18	18
Obaze	22	0-1	0-0	0-0	0	1	0	0	1	1	0	0
Johnson	3	0-0	0-0	0-0	0	0	0	3	0	0	0	0
Hill	2	0-0	0-0	0-0	0	0	0	0	0	0	0	0
Team					6							
Totals	200	25-52	3-9	15-19	32	13	12	21	5	9	68	68

Middle Tennessee (2-1)												
Min	FG	3FG	FT	R	F	A	TO	B	S	TP		
Holt*	37	13-27	1-5	3-4	15	2	4	4	1	3	30	30
Brown*	29	2-9	2-7	0-0	2	3	4	3	2	2	6	6
Abney*	24	1-4	1-2	0-0	0	3	2	3	0	2	3	3
Ort*	28	3-4	0-0	0-2	5	2	3	1	0	1	6	6
Barday*	14	0-2	0-2	0-0	1	4	1	3	0	0	0	0
Lymon	16	3-7	2-3	0-0	1	2	1	0	3	8	8	8
Queen	14	1-3	0-0	0-0	4	1	1	2	0	1	2	2
Pickel	11	1-3	1-3	0-0	0	3	0	0	0	0	3	3
Lanning	27	4-6	1-2	2-2	4	2	1	2	0	2	11	11
Team					6							
Totals	200	28-65	8-24	5-8	37	21	18	19	3	14	69	69

Halftime: MTSU 42, Houston 34. FG%: Houston 48.1, MTSU 43.1. 3FG%: Houston 33.3, MTSU 33.3. FT%: Houston 78.9, MTSU 62.5. Officials: Tommy Salerno, Robert Trammell, Felicia Grinter. Technicals: None. Att.: 452

GAME 5 • Nov. 23, 2007 • Cintas Center • Cincinnati, Ohio

	Houston	47
	Xavier	69

CINCINNATI, Ohio - The University of Houston women's basketball team suffered a bad shooting night and dropped a 69-47 decision to Xavier in the National City Xavier Invitational, Friday at the Cintas Center.

Houston (1-4) dropped its fourth-straight game and struggled offensively from the opening tip. UH was 18-for-78 (.231) for the game and 2-for-22 (.091) from behind the arc. The Cougars were held under 50 points for the first time since a 65-42 loss to USC on Dec. 16, 2006.

Xavier (3-1) won its third-straight game behind the 16 points and 18 rebounds from Ta'Shia Phillips. Amber Harris also had a double-double with 17 points and 13 rebounds. Harris also had five blocks.

Tye Jackson scored a team-high 15 points while Courtney Taylor added a team-high nine rebounds.

UH's defense was solid all night, forcing the Musketeers into 22 turnovers. UH, who had only eight turnovers, converted XU's giveaways into 12 points.

The Cougars trailed 28-19 at the half after missing their first 12 shots and shooting 23.5 percent (8-34) in the first 20 minutes. UH wasn't on the scoreboard until Taylor sank a jumper with 11:41 to go making the score 13-2.

XU's Phillips had 13 rebounds in the first half, compared to just 15 for UH's whole team. The Cougars played solid defense and forced the Musketeers into 12 turnovers, converting those into seven points.

Houston (1-4)												
Min	FG	3FG	FT	R	F	A	TO	B	S	TP		
Taylor*	20	3-9	0-0	0-2	9	4	0	3	0	1	6	6
Hill*	19	1-7	0-0	3-4	3	4	0	1	0	1	5	5
Jackson*	29	6-20	2-6	1-1	4	3	0	0	2	1	15	15
McIntyre*	30	2-10	0-6	0-0	2	0	1	0	0	3	4	4
Johnson*	27	2-10	0-4	1-1	6	0	0	0	0	1	5	5
Morton	5	0-1	0-1	0-0	0	1	0	1	0	0	0	0
Mason	12	1-2	0-0	2-2	1	0	0	0	0	1	4	4
Scott	5	0-4	0-2	0-0	1	0	0	0	0	0	0	0
Meyers	16	1-5	0-0	1-2	3	3	1	0	0	1	3	3
Joseph	11	1-4	0-0	1-2	2	1	0	2	0	1	3	3
Obaze	13	0-1	0-1	0-0	1	2	1	1	0	0	0	0
Bradley	5	1-2	0-1	0-0	0	0	0	0	0	0	2	2
James	8	0-3	0-1	0-0	1	3	0	0	0	1	0	0
Team					6							
Totals	200	18-78	2-22	9-14	39	21	3	8	2	11	47	47

Xavier (3-1)												
Min	FG	3FG	FT	R	F	A	TO	B	S	TP		
Harris*	36	8-14	1-2	0-3	13	2	1	4	5	0	17	17
Hester*	32	4-7	4-5	2-2	6	0	3	3	0	1	14	14
Phillips*	24	5-11	0-0	6-9	18	3	1	3	2	0	16	16
Barringer*	30	4-5	2-2	1-4	1	0	1	1	0	1	11	11
Taylor*	27	3-5	0-1	0-0	1	3	1	2	0	0	6	6
Jennings	25	0-6	0-2	2-2	4	0	4	2	0	0	2	2
Byorick	10	0-1	0-1	0-0	3	0	1	1	0	0	0	0
Askew	12	0-2	0-1	1-2	3	1	1	3	1	0	1	1
Johnson	2	0-0	0-0	0-0	1	0	0	0	0	0	0	0
Martin	2	0-0	0-0	2-2	0	1	0	0	0	0	2	2
Team					4							
Totals	200	24-51	7-14	14-24	54	10	13	22	8	2	69	69

Halftime: Xavier 28, Houston 19. FG%: Xavier 47.1, Houston 23.1. 3FG%: Xavier 50.0, Houston 9.1. FT%: Houston 64.3, Xavier 58.3. Officials: Bryan Brunette, Janice Aliberti, Andrew Bills. Technicals: None. Att.: 1,124

GAME 6 • Nov. 24, 2007 • Cintas Center • Cincinnati, Ohio

	Liberty	70
	Houston	61

CINCINNATI, Ohio - A late second-half comeback came up short and the University of Houston women's basketball team fell, 70-61, to Liberty on the second day of the National City Xavier Invitational, Saturday at the Cintas Center.

Houston (1-5) dropped its fifth-straight game after struggling offensively. The Cougars shot 25.7 percent (19-74), were just 2-19 (.105) from behind the three-point line and were 21-for-32 from the charity stripe.

Liberty (4-1) got double-doubles from Megan and Moriah Frazee and out-rebounded UH 56-47. Megan Frazee had a game-high 19 points and 12 rebounds while Moriah Frazee finished with 16 points and 11 rebounds.

Trailing by 17, 61-44, with 4:01 left in the game, UH used a 13-1 run to move the margin down to five, 62-57, with 1:15 to go. Liberty pulled away with a 5-0 run in the next 27 seconds to put the game out of reach. The Cougars were held without a field goal in the final 2:31 and converted their final eight points on free throws.

For the second-straight game, UH played solid defense, limiting Liberty to a 33.3 percent (18-54) shooting percentage and forcing the Flames into 20 turnovers. The Cougars converted those turnovers into 17 points.

Courtney Taylor finished with a team-high 11 points and nine rebounds. Cobilyn Hill had 10 points, seven rebounds and three blocks.

Tye Jackson saw her streak of 49-straight starts come to an end as the senior had nine points in 28 minutes off the bench. Jackson has been mired in a season-long shooting slump, firing at a 28.4 percent (29-102) clip.

The Flames had UH in a 10-point hole 5:08 into the second half as UH missed nine of its first 10 shots. The Cougars scored only three field goals over the next eight minutes and trailed by 15, 57-42, with 6:17 left in the game.


A three by Molly Frazee with six seconds left in the first half knotted things up at 29 apiece heading into halftime. Frazee's triple was Liberty's only field goal in the final 8:26 of the half.

Trailing 22-13 with eight minutes left in the half, the Cougars closed out the period on a 16-7 run that was closed out with Jackson's three-pointer with 24 seconds on the clock.

On the defensive end, UH forced Liberty into 10 turnovers and an 8-for-26 (.308) shooting percentage. The Cougars converted those turnovers into 10 first-half points. Houston was handcuffed by a 7-for-14 (.500) effort from the charity stripe in the opening half.

Houston (1-5)												
Min	FG	3FG	FT	R	F	A	TO	B	S	TP		
Meyers*	15	1-2	0-0	0-0	3	5	1	3	0	1	2	2
Taylor*	25	3-8	0-0	5-8	9	4	2	0	0	1	11	11
Hill*	19	3-13	0-0	4-6	7	3	0	0	3	0	10	10
McIntyre*	25	1-8	0-5	2-3	2	2	5	1	0	1	4	4
Johnson*	34	2-11	0-2	4-4	2	1	0	2	1	4	8	8
Morton	2	0-1	0-0	0-0	0	1	0	0	0	0	0	0
Mason	8	0-0	0-0	1-2	1	4	0	2	0	0	1	1
Scott	1	0-1	0-0	0-0	0	1	0	0	0	0	0	0
Joseph	3	1-2	0-0	1-2	2	2	0	1	0	0	3	3
Jackson	28	3-13	1-5	2-2	3	4	0	2	0	1	9	9
Obaze	12	2-8	0-3	1-2	3	1	0	0	0	2	5	5
Bradley	12	1-2	1-2	1-2	3	1	0	1	0	1	4	4
James	16	2-5	0-2	0-1	7	3	0	0	1	1	4	4
Team					5							
Totals	200	19-74	2-19	21-32	47	32	8	12	5	12	61	61

Liberty (4-1)												
Min	FG	3FG	FT	R	F	A	TO	B	S	TP		
Lightfoot*	32	2-8	0-0	2-2	8	2	0	3	0	0	6	6
Frazee, Me.*	33	5-11	0-0	9-10	12	3	1	3	1	0	19	19
Frazee, Mor.*	23	4-9	0-0	9-10	11	5	1	1	3	0	16	16
Watkins*	31	3-9	1-2	6-8	5	3	1	3	0	3	13	13
Fasnacht*	22	0-4	0-0	1-2	2	4	2	2	0	0	1	1

GAME 7 • Nov. 25, 2007 • Cintas Center • Cincinnati, Ohio		
	Houston	87
	McNeese State	57

CINCINNATI, Ohio - The University of Houston women's basketball team started the game on a 20-2 run and cruised to an 87-57 victory over McNeese State on day three of the National City Xavier Invitational, Sunday at the Cintas Center.

Houston (2-5) led from the opening tip, snapped a five-game losing skid and moved to 7-3 all-time against the Cowgirls (0-8).

Leading 51-23 at the half, UH pushed the lead to as many as 36 while shooting 45 percent (27-60), its best effort of the weekend.

Houston scored 34 of its points in the paint and tallied 20 offensive rebounds, converting those boards into 19 second-chance points. UH led the overall rebounding tally 56-26, including a 36-19 edge on the defensive glass.

Courtney Taylor (Crockett, Texas/Crockett HS) tallied her first-career double-double with a career-high 19 points and 10 rebounds.

She earned a spot on the All-Tournament Team along with Xavier's Ta'Shia Phillips, Ne'Aisha Anderson (McNeese State) and Moriah Frzaee (Liberty). Liberty's Megan Frazee was voted as the Most Valuable Player.

Twiggy McIntyre came off the bench to score 18 points, hitting five three pointers.

Ryan Meyers also found double figures, scoring 10 points. Ashlee' Joseph came off the bench to grab a season-high eight rebounds.

UH led 51-23 at the break, the first time the Cougars have hit 50-or more points in a half since knocking down 51 in the second half at SMU on Jan. 27, 2007.

McIntyre broke out of her season-long shooting slump in the first 20 minutes, hitting 4-for-4 from the field, including three triples for 12 points.

The Cougars held the Cowgirls without a field goal for the first 4:58 of the game. McNeese State converted just six field goals for the half and turned the ball over 14 times. UH converted those giveaways into 10 points.

Tye Jackson sat out the game for precautionary reasons after her knee swelled up during warm-ups. Her status is day-to-day.

Houston (2-5)												
Min	FG	3FG	FT	R	F	A	TO	B	S	TP		
Meyers*	17	2-5	0-0	6-8	5	1	3	5	0	3	10	
Taylor*	22	7-9	0-0	5-7	10	2	0	2	3	1	19	
James*	16	0-2	0-1	4-4	5	1	1	2	0	1	4	
Obaze*	15	3-4	2-3	0-0	4	0	0	2	0	0	8	
Johnson*	24	1-6	1-2	1-4	2	1	4	2	0	2	4	
Morton	16	1-10	0-4	1-2	3	3	1	1	0	1	3	
Mason	18	2-3	0-0	2-2	4	3	2	3	0	1	6	
Scott	24	1-3	1-3	3-4	3	3	4	3	0	1	6	
Joseph	14	3-7	0-0	1-2	8	1	0	0	0	0	7	
McIntyre	17	6-8	5-6	1-2	4	1	0	4	0	3	18	
Bradley	8	1-2	0-0	0-0	1	1	0	1	0	0	2	
Hill	9	0-1	0-0	0-2	3	1	0	0	3	0	0	
Team					4							
Totals	200	27-60	9-19	24-37	56	18	15	25	6	13	87	

McNeese State (0-8)												
Min	FG	3FG	FT	R	F	A	TO	B	S	TP		
Klutaric*	16	0-1	0-0	1-2	1	2	0	0	1	1	1	
Anderson*	34	3-13	3-10	2-2	2	0	0	2	0	3	11	
Lopez*	22	0-4	0-0	2-2	1	2	1	1	0	1	2	
Cutter*	19	3-9	0-0	0-0	5	4	1	2	0	1	6	
Hollins*	33	3-11	1-6	4-5	1	2	3	2	0	5	11	
Davis	26	5-13	0-0	1-2	6	3	1	2	0	0	11	
Perry	16	2-3	1-1	0-0	0	2	0	1	0	0	5	
Boone	14	2-3	0-1	0-0	4	3	0	5	0	2	4	
Robinson	12	0-3	0-0	6-6	1	2	2	4	0	0	6	
Johnson	8	0-0	0-0	0-0	2	3	0	0	0	1	0	
Team					3							
Totals	200	18-60	5-18	16-19	26	23	8	20	1	15	57	

Halftime: Houston 51, McNeese State 23. FG%: Houston 45.0, McNeese State 30.0.
 3FG%: Houston 47.4, McNeese State 27.8. FT%: McNeese State 84.2, Houston 64.9.
 Officials: Bryan Brunette, Cameron Inouye, Bonnie Pettus.
 Technicals: None.
 Att.: 1,005

GAME 8 • Nov. 29, 2007 • Hofheinz Pavilion • Houston, Texas		
	No. 8/7 LSU	77
	Houston	46

HOUSTON - The University of Houston women's basketball team suffered a 77-46 setback at the hands of No. 8/7 LSU on Guy V. Lewis Court at Hofheinz Pavilion.

Houston (2-6) was held to a 33 percent shooting night (18-for-54) including a 3-for-12 (.250) effort from behind the line.

Brittney Scott tallied a team-high 11 points and was the only UH player in double digits.

Scott and Ryan Meyers tied for the team lead with six rebounds while Twiggy McIntyre dished out a game-high six assists.

LSU (5-2) won its first game in Houston on in four tries on the strength of 19 points, seven rebounds and three blocks from Sylvia Fowles. Fowles was 8-for-9 from the field and moved past two players and into sixth place on the Southeastern Conference's all-time rebounds list with 1,275 career boards.

Lady Tigers' head coach Van Chancellor returned to the city where he led the WNBA's Houston Comets for 10 seasons. Chancellor took over Houston's WNBA franchise in 1997 and led the Comets to the first four league championships. He won 211 games, a league record, before taking the LSU job.

UH scored only six points in the first eight-plus minutes of the second half and trailed by 31 with 11:46 remaining. LSU led by as many as 35 before closing it out.

Quianna Chaney and Ashley Thomas scored 11 points apiece for LSU who scored 29 points off 25 UH turnovers.

Tye Jackson missed her second-straight game due to a knee injury. Her status remains day-to-day.

The Cougars were in a 41-19 hole after a turnover-laden first half. UH turned it over 13 times and LSU converted those giveaways into 15 points.

Houston moved out to an 11-10 lead with 12:38 remaining, but failed to score over the next three minutes and was down 17-11 with 9:16 left. The Cougars pulled the lead down to two, 17-15, with 8:06 left but LSU pulled off a 13-2 run to move ahead by 15, 32-17, with 4:10 left.


Hill knocked down a jumper the next time down the floor, the last basket UH would tally in the opening 20 minutes. The Lady Tigers scored seven points in the final 3:30, leading to the 22-point deficit at the break.

UH was 8-for-22 (.364) from the field in the half and 2-for-8 (.250) from behind the line. LSU shot nearly 60 percent (.593) and scored 18 of its 41 points in the paint.

Houston (2-6)												
Min	FG	3FG	FT	R	F	A	TO	B	S	TP		
Taylor*	18	1-3	0-0	0-1	4	3	1	2	1	0	2	
Hill*	19	3-6	0-0	0-2	5	5	1	2	0	0	6	
Obaze*	15	1-2	1-2	0-0	1	0	0	4	0	2	3	
McIntyre*	34	3-9	2-4	0-0	3	1	6	5	0	0	8	
Johnson*	25	1-4	0-1	4-5	4	0	0	5	0	0	6	
Morton	4	0-1	0-1	0-0	0	2	0	0	0	0	0	
Mason	12	0-4	0-0	0-0	3	0	0	1	0	0	0	
Scott	24	5-12	0-1	1-3	6	3	0	1	0	1	11	
Meyers	17	1-5	0-1	2-2	6	3	0	2	0	0	4	
Joseph	12	3-5	0-0	0-0	2	1	1	0	1	0	6	
Bradley	7	0-2	0-0	0-0	2	2	0	1	0	1	0	
James	13	0-1	0-0	0-2	1	0	0	2	0	1	0	
Team					2							
Totals	200	18-54	3-12	7-15	39	20	9	25	2	5	46	

No. 8/7 LSU (5-2)												
Min	FG	3FG	FT	R	F	A	TO	B	S	TP		
Thomas*	24	4-8	0-0	3-6	6	2	1	1	3	3	11	
Fowles*	28	8-9	0-0	3-5	7	2	1	1	3	1	19	
White*	21	2-5	0-0	2-2	2	0	5	2	0	3	6	
LeBlanc*	16	3-4	2-2	2-2	2	0	4	2	2	1	10	
Chaney*	22	5-12	1-3	0-0	5	2	2	0	0	1	11	
Graham	10	1-2	0-0	0-0	0	2	0	3	0	2	2	
Eason	8	0-2	0-0	0-1	2	0	1	0	0	1	0	
Mitchell	15	2-4	0-0	0-0	1	4	3	1	0	1	4	
Hightower	23	1-7	1-5	0-0	4	4	2	1	1	1	3	
Whitfield	9	2-5	0-0	3-4	1	0	1	0	0	0	7	
Williams	9	0-2	0-0	2-4	7	1	0	1	0	2	2	
Morris	15	1-4	0-0	0-0	6	2	0	1	0	0	2	
Team					2							
Totals	200	29-64	4-10	15-24	45	19	20	13	9	16	77	

Halftime: LSU 41, Houston 19. FG%: LSU 45.3, Houston 33.3.
 3FG%: LSU 40.0, Houston 25.0. FT%: LSU 62.5, Houston 46.7.
 Officials: Jeff Caudle, David Kramer, Gator Parrish.
 Technicals: LSU: Meesha Williams, Houston: None
 Att.: 1,021

GAME 9 • Dec. 4, 2007 • United Spirit Arena • Lubbock, Texas		
	Houston	66
	Texas Tech	63

HOUSTON -The University of Houston women's basketball team snapped a 16-game road losing streak by knocking off previously undefeated Texas Tech 66-63 at the United Spirit Arena.

Houston (3-6) won its first road game since February 2006 and its first game in Lubbock since Feb. 9, 1985. Texas Tech (9-1) had won each of the previous 16 meetings in the series.

The last time the Cougars beat a Big 12 team was Dec. 30, 2003, a 46-40 road win over Texas A&M.

"It's a great road victory for our basketball team," interim head coach Danny Hughes said. "To be able to come in, compete and beat a quality team like Texas Tech on the road speaks highly of the effort our players gave tonight. Hopefully this gives us some momentum as we go on a little road swing."

Twiggy McIntyre scored a game-high 17 points, 12 of them on 3-pointers. Houston built a 7-point lead midway through the second half by scoring 10 straight, including a pair of 3-pointers by McIntyre.

But Tech came back to take the lead 58-55 on a 3-pointer by Raquel Christian, who scored eight of her 11 points in the second half. The second half featured 10 lead changes.

Houston finished the game on an 11-5 run, including five from Courtney Taylor. She blocked a shot by Jordan Murphree and then drove the court and scored on a layup to give the Cougars a 4-point lead with less than a minute to play. Taylor had her second-career double-double with 13 points and a career-high 11 rebounds.

The Cougars held a 38-30 advantage in the paint and tallied 20 points off of 20 Tech turnovers. Despite being out rebounded 52-42, UH converted its 18 offensive rebounds into 17 second-chance points.

Whitney James added 10 points, five rebounds, two steals and two assists off the bench.

Murphree scored 14 to lead the Lady Raiders, who had won all of their games by at least 10 points. Dominic Seals had a double-double for Tech with 12 points and a game-high 14 rebounds.

The Cougars were held scoreless for the first four minutes of the game, shot 34.2 percent (13-38) in the first half and still managed to carry a three-point, 31-28 lead into the locker room at halftime.

Houston was 2-for-16 in the first 9:45 of the contest and trailed 17-4 with 10:15 remaining. Moments later, a three by McIntyre started a 27-11 run to close out the half that saw UH go 11-for-22 (.500) from the field.

Houston (3-6)												
Min	FG	3FG	FT	R	F	A	TO	B	S	TP		
Taylor*	26	6-14	0-1	1-1	11	0	1	1	1	1	13	
Hill*	24	2-8	0-0	0-0	6	4	1	3	4	1	4	
Jackson*	36	2-8	0-3	2-2	5	2	1	1	2	2	6	
McIntyre*	40	5-16	4-11	3-3	3	1	3	3	0	1	17	
Johnson*	9	1-2	0-0	0-0	0	1	0	3	0	0	2	
Mason	7	0-0	0-0	0-0	2	0	1	1	0	0	0	
Scott	18	3-9	1-3	1-2	3	0	1	3	0	3	8	
Meyers	16	2-6	0-0	0-0	1	3	2	1	0	0	4	
Joseph	4	1-1	0-0	0-0	0	1	0	0	0	0	2	
James	20	4-7	0-1	2-3	5	2	2	1	0	2	10	
Team					6							
Totals	200	26-71	5-19	9-11	42	14	12	17	7	10	66	

Texas Tech (9-1)												
Min	FG	3FG	FT	R	F	A	TO	B	S	TP		
Seals*	37	5-14	0-0	2-2	14	1	0	5	3	0	12	
Myrick*	21	1-8	0-0	1-2	8	1	0	3	1	0	3	
Walker*	21	2-6	0-1	0-0	5	1	2	4	0	3	4	
Moore*	29	4-12	0-3	2-2	1	5	4	2	0	1	10	
Murphree*	35	5-12	2-5	2-2	6	4	4	3	0	2	14	
Henderson*	7	1-2	0-0	0-0	1	0	1	0	0	1	2	
Graham	22	2-3	0-0	2-2	5	1	0	3	1	1	6	
Roberson	6	0-2	0-1	1-2	0	1	0	0	0	2	1	
Christian	22	4-12	3-9	0-0	5	2	2	0	0	0	11	
Team					7							
Totals	200	24-71	5-19	10-12	52	16	13	20	5	10	63	

Halftime: Houston 31, Tech 28. FG%: Houston 36.6, Tech 33.8.
 3FG%: Houston, 26.3, Tech 26.3. FT%: Tech 83.3, Houston 81.8.
 Officials: Scott Yarbrough, Tommy Salerno, Brian Hall.
 Technicals: None
 Att.: 8,493

GAME 10 - Dec. 8, 2007 • BankUnited Center • Miami, Fla.

	Houston	63
	Miami	62

MIAMI, Fla. - The University of Houston women's basketball team won its second-straight road game, holding on for a 63-62 victory over Miami, Saturday at the BankUnited Center.

Miami (4-5) had five shots to tie or win the game in the final minute but all fell short. Albrej Grimsley's jumper with less than a second left ended up in the hands of Tye Jackson as the buzzer sounded.

The Cougars had taken the one-point lead after Twigg McIntyre sank a pair of free throws with 1:04 left.

Jackson grabbed another of her eight rebounds on the next possession but made an errant pass that sailed out of bounds, giving UM a shot at their last-second flurry of attempts.

Houston (4-6), winners of consecutive road games for the first time since 2006, held a 17-point lead with 8:13 to go after opening the second half on a 22-9 run.

The Cougars forced Miami into five of its seven second half turnovers during that span and were 13-for-17 (76%) from the field.

Leading 58-41 after a triple by Jackson, Miami would start a 21-3 run over the next six-and-a-half minutes enabling the Hurricanes to take a 62-61 lead with 1:09 to go.

UH turned passive, did not attack the basket and turned it over eight times during that span struggling to find an answer for the Hurricanes' full-court press.

UM's run was keyed by four-straight three pointers with Epiphany Woodson and Maurita Reid each hitting a pair. Reid had a game-high 20 points, with 13 coming in the second half. Woodson finished with 11 while Grimsley had 12.

Whitney James scored a season-high 13 points along with six rebounds, but fouled out with 3:16 remaining.

Jackson had a team-high 15 points and tied Taylor for the game high with eight boards. Jackson also added a season-best 7 assists and two steals. Taylor scored 12 and was 6-for-8 from the field while McIntyre had 11 along with six assists.

UH held a 15-12 advantage on the offensive glass, converting 25 second-chance points and outrebounding UM 39-31 overall.

Houston's 24 turnovers were its second-most of the season and Miami turned those into 21 points.

The Cougars held a slim one-point lead at the half, 27-26, after a nip-and-tuck opening 20 minutes that featured five lead changes.

McIntyre knocked down three triples in the half to lead all scorers into the locker room with nine points.

Former UH football player Marquay Love was in the stands for the game. Love now plays for the NFL's Miami Dolphins.

Houston (4-6)												
Min	FG	3FG	FT	R	F	A	TO	B	S	TP		
Taylor*	34	6-8	0-0	0-2	8	3	0	3	0	2	12	
Hill*	22	3-7	0-0	0-1	4	3	0	1	0	0	6	
Jackson*	38	5-14	3-9	2-2	8	2	7	8	0	2	15	
McIntyre*	39	3-10	3-9	2-2	2	0	6	3	0	1	11	
Johnson*	6	0-2	0-0	0-0	0	0	1	1	0	0	0	
Mason	5	0-3	0-0	0-0	0	1	0	0	1	0	0	
Scott	11	1-3	1-2	2-2	2	0	0	2	0	0	5	
Meyers	16	0-1	0-0	1-2	1	3	1	3	0	0	1	
Joseph	2	0-0	0-0	0-0	0	0	1	0	0	0	0	
James	27	6-9	1-2	0-0	6	5	1	3	0	2	13	
Team					8							
Totals	200	24-57	8-22	7-11	39	18	16	24	1	7	63	

Miami (4-5)												
Min	FG	3FG	FT	R	F	A	TO	B	S	TP		
Drake*	30	1-2	0-0	4-6	7	1	0	3	0	0	6	
Barnes*	12	1-3	0-0	0-0	3	3	1	0	0	0	2	
Reid*	31	7-21	4-11	2-4	3	4	1	4	0	5	20	
Grimsley*	34	5-9	0-0	2-2	4	1	1	1	0	3	12	
Woodson*	33	4-8	2-3	1-2	3	1	3	3	0	2	11	
Moore	7	0-2	0-2	0-0	1	0	1	1	1	0	0	
James	9	0-1	0-0	0-0	2	1	1	0	1	1	0	
Clark	8	1-1	0-0	1-1	1	1	0	2	1	0	3	
Cunningham	24	1-5	0-2	0-0	4	1	3	0	2	2	2	
Williams	12	2-4	0-0	2-3	0	0	0	1	1	0	6	
Team					4							
Totals	200	22-56	6-18	12-18	32	13	9	18	4	13	62	

Halftime: Houston 27, Miami 26. FG%: Houston 42.1, Miami 39.3.

3FG%: Houston 36.4, Miami 33.3. FT%: Miami 66.7, Houston 63.6.

Officials: Joanna Aldrich, Ron Ledington, Reid Brockett.

Technical: None.

Att.: 295

GAME 11 - Dec. 16, 2007 • James A. Rhodes Arena • Akron, Ohio

	Houston	76
	Akron	81

AKRON, Ohio - The University of Houston women's basketball team dropped a 81-76 decision to Akron in non-conference action Sunday at Rhodes Arena.

Houston (4-7) led by nine with just over 10 minutes left and had its two-game winning streak snapped. The Cougars had three chances to tie it up in the final 30 seconds, but all three attempts hit the rim.

Akron (5-5) knocked down 11 three pointers and was 24-32 from the free throw line, including a 10-for-15 effort in the final five minutes.

Coblyn Hill finished with a game-high 23 points along with 13 rebounds. She was 10-for-18 from the field and set career highs in both categories and earned her first-career double-double.

UH used a 14-2 run midway through the second half to lead 55-46 with 10:04 remaining. Hill tallied eight of those 15 points on layups.

Akron answered back with a 22-8 run over the next six-plus minutes to lead by seven, its biggest lead of the night, with 3:58 to go. During that span, the Zips knocked down five of their 11 triples while Houston was 3-for-11 from the field.

UH used a 9-1 rally to lead 72-71 with 2:25 left. Akron moved back to a six-point advantage with just under a minute left, after Sarah Tokodi knocked down 3-of-4 free throws after the Cougars' bench was assessed with a technical foul. Houston made a late rally at the free-throw line to get within two, but would get no closer.

Offensively, UH was 6-for-18 in the last 10 minutes of the game and did not have a field goal in the final 2:27 of the game.

Courtney Taylor missed the game due to a back injury.

UH had a dominant inside game, scoring 42 of the team's 76 points in the paint and converting 20 offensive rebounds into 19 second-chance points.

Twigg McIntyre was 7-for-10 from the charity stripe and finished with 18 points. Tye Jackson had 13 points, five rebounds, four assists and two steals in her second game back from a knee injury.

UA's Keyla Snowden led the Zips with 22 points after hitting five three-pointers. Rianna Miller finished with 14 points, nine rebounds and five blocked shots. Kara Murphy scored 20 points.

Tokodi nearly had a triple-double with 16 points, nine rebounds and seven assists.

Akron shot over 40 percent from both the field (23-for-56/41.1) and from behind the arc (11-for-23/47.8).

The Cougars led 33-29 at halftime following a slow start that saw UH miss its two shot attempts while turning it over five times in the first five minutes. The Cougars turned it over 11 times in the half.

The game was a see-saw battle through the half with five ties and four lead changes. Houston led by four, trailed by as many as six and moved back to a four-point lead before heading into the locker room.

Houston (5-7)												
Min	FG	3FG	FT	R	F	A	TO	B	S	TP		
Meyers*	23	0-1	0-0	0-2	8	5	1	4	0	0	0	
Jackson*	37	4-18	1-5	4-4	5	3	4	1	1	2	13	
McIntyre*	34	5-9	1-3	7-10	1	5	5	2	0	2	18	
Johnson*	2	0-1	0-1	0-0	0	0	1	3	0	0	0	
Hill*	29	10-18	0-0	3-6	13	2	0	2	1	1	23	
Morton	8	1-3	0-0	0-0	1	1	0	0	0	0	2	
Mason	8	1-1	0-0	0-0	4	0	0	0	0	0	2	
Scott	18	1-3	0-2	4-4	2	3	0	2	0	0	6	
Joseph	4	1-4	0-0	0-0	2	0	0	0	0	0	2	
Obaze	7	1-1	0-0	0-1	2	0	0	1	0	0	2	
Bradley	4	0-0	0-0	0-0	2	1	1	0	1	0	0	
James	26	3-9	1-3	1-1	4	4	1	0	0	1	8	
Team					2							
Totals	200	27-68	3-14	19-28	46	25	13	15	3	6	76	

Akron (5-5)												
Min	FG	3FG	FT	R	F	A	TO	B	S	TP		
Tokodi*	35	4-13	2-5	6-8	9	3	7	7	0	0	16	
Sedlack*	20	1-1	1-1	0-0	1	2	3	0	0	1	3	
Murphy*	36	5-10	3-5	7-8	3	3	3	0	0	0	20	
Stephenson*	24	0-3	0-0	0-0	5	1	1	1	1	0	0	
Miller*	35	5-12	0-0	4-6	9	2	1	5	3	14		
Snowden	27	7-14	5-11	3-4	2	3	1	1	0	2	22	
Green	4	0-0	0-0	0-0	0	1	1	0	0	0	0	
Scott	2	0-1	0-0	0-0	0	0	0	1	0	0	0	
Veal	16	1-1	0-0	4-6	0	2	0	3	0	0	6	
Deville	1	0-1	0-1	0-0	0	1	0	0	0	0	0	
Team					6							
Totals	200	23-56	11-23	24-32	35	18	17	15	6	7	81	

Halftime: Houston 33, Akron 29. FG%: Akron 41.1, Houston 39.7.

3FG%: Akron 47.8, Houston 21.4. FT%: Akron 75.0, Houston 67.9.

Officials: Jesse Dickerson, Michael McConnell, Cary Smith McGehee

Technical: Houston: Team, Akron: None.

Att.: 145

GAME 12 - Dec. 21, 2007 • Hofheinz Pavilion • Houston, Texas

	TCU	68
	Houston	73

HOUSTON - Twigg McIntyre sank a three pointer in the final 30 seconds to help lead Houston to a 73-68 win over longtime rival TCU in non-conference action.

McIntyre's three from the right wing off a dish from Tye Jackson gave Houston (5-7) a four-point lead with 26 seconds left.

TCU (5-7) had two shots come up short on its next two possessions and Whitney James split a pair of free throws with under three seconds left to close out UH's 29th win over the Lady Frogs.

TCU, coming off a 34-point drubbing of No. 20/23 Oklahoma State on Dec. 18, dropped to 0-5 in road games this season.

Jackson had a milestone night as she became the 18th player in the program's 32-year history to score more than 1,000 points in her career and the fourth active Conference USA player to achieve the milestone. The last Cougar to break the 1,000 point plateau was Sancho Lyttle in 2005.

Jackson tallied her first bucket of the night 3:36 into the game, sending her over the 1,000-point mark in only her 54th appearance for Houston. She finished with a team-high 14 points and four assists on a 5-for-7 shooting night.

The game was a sloppy affair as the team's combined for 47 fouls and 41 turnovers. Neither team had much of an advantage on the scoreboard until TCU broke out with a 9-0 run midway through the second half, giving the Lady Frogs a 59-52 lead with 7:02 remaining.

A bucket by James the next time down the floor started a 20-9 run for Houston over the final 6:45 of the game.

Houston shot 50 percent (24-for-48) from the field, 54.5 percent (6-for-11) from behind the three-point line and 86.4 percent (19-for-22) from the charity stripe, setting season bests in all three categories. UH's free-throw percentage was the sixth-best mark in program history.

McIntyre finished with 10 and Brittney Scott added 10 off the bench. Ryan Meyers was 4-for-4 from the field and 5-for-5 from the free-throw line for 13 points along with five rebounds and a career-high tying four steals.

Courtney Taylor returned from a back injury to grab a team-high eight rebounds and Zane Jakobson made her UH debut in the first half.

The Cougars trailed by two at the half 34-32 despite shooting 44 percent (11-for-25) for the opening stanza. Both teams led by as many as six points but combined for 22 turnovers in the half.

Adrienne Ross had 17 points to lead four Lady Frogs in double figures. Emily Carter, Monkea Knight and Danielle Nunn each scored 10 points. TCU's second-leading scorer Lorie Butler-Rayford was held to five points.

TCU struggled from the field shooting 34.5 percent (20-for-58) from the floor with a 5-for-21 effort (.238) from behind the line. The Lady Frogs' free-throw shooting (23-for-30) kept them in the game.

Houston (5-7)												
Min	FG	3FG	FT	R	F	A	TO	B	S	TP		
Taylor*	25	3-8	0-0	0-0	8	3	0	1	1	0	6	
Hill*	14	1-4	0-0	0-0	3	4	2	3	0	0	2	
Jackson*	25	5-7	2-2	2-2	4	4	4	6	0	2	14	
McIntyre*	30	3-9	3-7	1-2	1	2	2	4	0	0	10	
James*	24	3-6	0-1	2-3	3	2	3	2	0	1	8	
Jakobson	1	0-0	0-0	0-0	1	0	0	0	0	0	0	
Mason	10	0-0	0-0	0-0	1	3	1	1	0	0	0	
Scott	16	3-4	0-0	4-4	2	3	0	4	0	0	10	
Meyers	25	4-4	0-0	5-5	5	1	0	1	0	4	13	
Joseph	2	0-0	0-0	0-0	0	0	0	0	0	0	0	
Obaze	5	1-1	1-1	0-0	1	1	0	0	0	0	3	
Bradley	3	0-0	0-0	0-0	0	0	0	0	0	0	0	
Johnson	20	1-5	0-0	5-6	2	1	3	3	0	0	7	

GAME 13 - Dec. 28, 2007 • Hofheinz Pavilion • Houston, Texas

	No. 13/14 Duke	84
	Houston	68

HOUSTON - The University of Houston women's basketball team closed out 2007 with an 84-68 loss to No. 13/14 Duke in non-conference action on Guy V. Lewis Court at Hofheinz Pavilion.

Joy Cheek led all players with 14 points and 10 rebounds. She scored eight points during a 16-0 Duke run that spanned both halves and turned a close game into a 49-27 lead with 19 minutes remaining.

Duke (10-3) never led by fewer than 13 after that. Houston (5-8) turned the ball over 20 times and shot 36.2 percent (21-58) for the game.

The Blue Devils scored 44 points in the paint and converted 21 offensive rebounds into 25 second-chance points. Duke was 30-for-67 (.448) from the field despite shooting just 25 percent (2-8) from behind the three-point line.

Twiggy McIntyre led UH with 13 points and five rebounds. Courtney Taylor tallied 11 points and a block while Ryan Meyers grabbed a team-high seven rebounds.

Tye Jackson had 12 points and nine assists, a single-game best for a UH player this season.

The Cougars were solid from the free-throw line, firing at an 82.6-percent clip (19-23), including a 10-for-11 effort in the second half.

After a see-saw opening 13 minutes that saw three ties and five lead changes, Duke used a 21-5 run over the final seven minutes of the half to lead by 14 at the break, 41-27. During that span, Houston was 1-for-5 from the field with four turnovers.

Duke scored 22 of its 41 first-half points in the paint and scored 14 points off of nine UH turnovers.

Chante Black added 12 points and seven rebounds and Jasmine Thomas scored 11. Carrem Gay came off the bench to grab nine rebounds along with eight points.

Houston (5-8)												
Min	FG	3FG	FT	R	F	A	TO	B	S	TP		
Taylor*	27	3-8	0-1	5-6	4	1	0	1	1	0	11	
James*	22	3-8	0-2	1-1	2	4	1	1	0	2	7	
Hill*	21	2-7	0-0	5-5	4	4	1	2	1	1	9	
Jackson*	31	5-12	2-7	0-2	4	3	9	7	1	2	12	
McIntyre*	25	3-9	3-7	4-4	5	0	0	5	0	1	13	
Jakobsone	15	2-4	2-4	0-0	0	1	0	1	0	0	6	
Mason	3	0-0	0-0	0-0	0	0	0	0	0	0	0	
Scott	17	1-6	0-1	0-0	0	2	2	0	0	0	2	
Meyers	24	2-3	0-0	4-5	7	5	2	1	0	1	8	
Joseph	4	0-0	0-0	0-0	0	0	0	0	0	0	0	
Obaze	3	0-0	0-0	0-0	1	0	0	0	0	0	0	
Bradley	1	0-1	0-0	0-0	1	0	0	0	0	0	0	
Johnson	7	0-0	0-0	0-0	0	0	0	2	0	0	0	
Team											7	
Totals	200	21-58	7-22	19-23	35	20	15	20	3	7	68	

No. 13/14 Duke (10-3)												
Min	FG	3FG	FT	R	F	A	TO	B	S	TP		
Cheek*	21	6-10	0-0	2-3	10	3	1	4	1	1	14	
Smith*	23	1-3	0-1	6-6	2	2	8	2	0	1	8	
Black*	18	4-9	0-0	4-5	7	4	1	2	0	2	12	
A. Wanner*	22	3-8	1-5	0-0	2	2	5	1	1	1	7	
J. Thomas*	27	4-10	1-1	2-4	2	2	1	0	2	2	11	
E. Wanner	3	0-0	0-0	0-0	1	1	0	0	0	0	0	
Christmas	15	2-4	0-1	2-2	0	1	1	1	0	1	6	
Mitchell	11	2-3	0-0	1-2	3	1	0	1	1	0	5	
Mitch	4	0-1	0-0	0-0	0	1	0	0	0	0	0	
Gay	29	3-8	0-0	2-4	9	1	3	1	1	2	8	
Jackson	15	3-4	0-0	1-3	4	2	0	0	0	0	7	
K. Thomas	12	2-7	0-0	2-2	4	2	0	2	0	0	6	
Team											4	
Totals	200	30-67	2-8	22-31	48	22	17	17	6	10	84	

Halftime: Duke 41, Houston 27. FG%: Duke 44.8, Houston 36.2.
 3FG%: Houston 31.8, Duke 25.0. FT%: Houston 82.6, Duke 71.0.
 Officials: Tommy Salerno, Luis Gonzalez, Carol Comanita.
 Technicals: None.
 Att.: 807

GAME 14 - Jan. 2, 2008 • Hofheinz Pavilion • Houston, Texas

	Lamar	75
	Houston	82

HOUSTON - The University of Houston women's basketball team rallied from a 26-point second-half deficit to knock off Lamar 82-75 in overtime.

The Cougars (5-8) trailed 46-22 at the half and did not lead until the 2:29 mark of the second half. The 26-point comeback for the win is the second-largest deficit overcome in NCAA Division I Women's Basketball history, ranking behind Texas State's 32-point comeback win over UTSA on Feb. 18, 2006.

UH took a 75-73 lead with 3:07 left in the extra period and didn't look back, holding the Lady Cardinals (7-6) to two points the rest of the way and earning its first overtime win of the season.

Down 48-22 with 19:28 left in the game, UH outscored the Lady Cardinals 48-26 the rest of the half and got some clutch free-throw shooting from Twiggy McIntyre in the final seconds of regulation.

After Houston took its first lead of the game, 64-63, with 2:29 left, Lamar's Aida Bakhos tipped in a layup off her own miss to put Lamar up 65-64 with 2:23 left. Ryan Meyers pulled the Cougars within one at 67-66 with 1:32 to go. Lamar's Brittany Williams split a pair of free throws with 44 seconds left and the Cougars trailed by two, 68-66.

On the ensuing possession, Courtney Taylor tipped in a rebound of a McIntyre missed three with 23 ticks left on the clock to knot things at 68-68.

Lamar's Nikki Williams missed a jumper the next time down the floor and fouled McIntyre. After a Lady Cardinals timeout, McIntyre stepped up and drained both free throws, giving Houston a 70-68 lead with four seconds left.

Nikki Williams was fouled attempting a game-winning three, giving her three shots from the charity stripe with half a second left on the clock. After Williams missed the first and drained the second two, UH's Tye Jackson had a half court shot bounce around the rim and out of bounds, sending the game to the extra period.

Jackson finished the game with 21 points and seven assists while Meyers had a season-high 18 points and eight rebounds. McIntyre added all of her 19 points and six of her seven assists in the second half while Taylor finished with nine points, 11 rebounds and four assists.

Houston scored 28 of its 48 second-half points in the paint, scored 17 points off of 15 Lamar turnovers and also tallied 14 points off the fast break in the half.

The Cougars' 20 assists was a season-high and the 13 turnovers was the lowest number of giveaways in the past seven games.

The first half was as forgettable as the second half was memorable after UH shot just 26.7 percent (8-for-30) from the field and 0-for-5 from behind the arc.

Coupled with Lamar shooting 65.4 percent (17-for-26) from the field, the Cougars were dominated up and down the floor. UH made only three field goals in the final 11 minutes of the half and was dominated 16-8 in the paint.

Lamar's Nikki Williams scored 16 of her game-high 26 points in the opening 20 minutes. Brittany Williams finished with 14 points and 10 rebounds.

Houston (6-8)												
Min	FG	3FG	FT	R	F	A	TO	B	S	TP		
Taylor*	30	4-10	0-0	1-2	11	5	4	2	0	2	9	
Hill*	17	3-7	0-0	2-4	5	2	0	1	1	0	8	
Jackson*	40	7-18	3-9	4-7	4	1	7	3	0	2	21	
Obaze*	24	2-6	2-6	0-0	3	1	2	0	1	1	6	
McIntyre*	38	5-11	3-7	6-6	4	3	7	3	0	1	19	
Morton	2	0-0	0-0	0-0	0	1	0	0	0	0	0	
Jakobsone	8	0-0	0-0	0-0	1	0	0	0	0	0	0	
Mason	2	0-1	0-0	0-0	0	0	0	0	0	0	0	
Scott	9	0-6	0-0	0-0	1	2	2	1	0	0	0	
Meyers	36	8-12	0-0	2-5	8	2	0	1	0	3	18	
Joseph	2	0-0	0-0	0-0	0	0	0	0	0	0	0	
James	9	0-3	0-1	0-0	0	3	1	0	0	0	0	
Johnson	8	0-1	0-0	1-2	0	0	0	1	0	1	1	
Team											5	
Totals	200	29-75	8-23	16-26	42	20	22	14	1	10	82	

Lamar (7-6)												
Min	FG	3FG	FT	R	F	A	TO	B	S	TP		
B. Williams*	34	6-10	0-0	2-4	10	2	0	5	0	0	14	
Spickler*	35	2-5	1-4	0-0	3	1	2	3	0	0	5	
N. Williams*	39	8-19	4-6	6-7	4	2	5	3	0	1	26	
Bakhos*	41	2-6	0-0	3-4	9	5	1	0	1	2	7	
Abalde*	41	6-11	1-3	5-9	10	4	0	6	0	0	18	
Reke	10	0-0	0-0	0-0	1	1	0	3	0	0	0	
Hendrix	4	0-0	0-0	0-0	3	1	0	0	0	0	0	
Toney	9	0-0	0-0	0-0	1	1	2	3	0	0	0	
Smith	12	2-5	0-0	1-1	3	4	0	1	0	1	5	
Team											5	
Totals	200	26-62	6-13	17-25	49	21	10	24	1	4	82	

Halftime: Lamar 46, Houston 22. FG%: Lamar 41.9, Houston 38.7.
 3FG%: Lamar 46.2, Houston 34.8. FT%: Lamar 68.0, Houston 61.5.
 Officials: Darcie Doll, Connie Pardue, Jason Simank.
 Technicals: None.
 Att.: 516

GAME 15 - Jan. 4, 2008 • Hofheinz Pavilion • Houston, Texas

	UTEP	79
	Houston	61

HOUSTON - The University of Houston women's basketball team opened up Conference USA play with a 79-61 loss to UTEP at Hofheinz Pavilion.

Houston (6-9, 0-1 C-USA) turned it over 21 times and was only 4-for-19 (.211) from behind the three-point line. UTEP (10-2, 1-0 C-USA) converted those giveaways into 29 points and used a mid-second half run to seal its sixth-straight win.

After trailing by one at the half, the Cougars went down seven in the first four minutes of the second half before pulling back to within three, 43-40, with 14:52 remaining.

The Miners closed the door with a 22-10 run over the next 8:13 to lead 65-50 with 6:39 left. UH never got the margin under 13 and tallied only five field goals in the last 10 minutes of the game.

UTEP has won three in-a-row and four of the last five in the all-time series, dating back to Feb. 12, 2006.

The Miners won the battle in the paint 42-36 despite playing with a small lineup most of the evening. Izabela Piekarska, UTEP's 6-5 center, was limited to only 15 minutes to due foul trouble. The Cougars failed to take advantage at the free-throw line, shooting only 50 percent (7-for-14).

UTEP's Natasha Lacy nearly had a triple-double, finishing with a game-high 19 points, nine assists and eight rebounds.

Jareica Hughes and Kasia Krezel each finished with 18 points. Hughes added five steals and four assists.

Twiggy McIntyre finished with a team-high 18 points, 15 of which came in the second half.

Courtney Taylor also found double digits, earning her third-career double-double with 14 points and 10 rebounds.

Tye Jackson struggled to a career-low two points on a 1-for-9 shooting night along with six turnovers.

The Cougars trailed by seven twice in the opening half, but were able to close the gap to 31-30 at the break. With 8:58 left in the opening stanza, UTEP led 21-14 before a layup by Meyers started a 16-10 UH run to close the half.

The Cougars tied it up at 28-28 with 3:56 to go, but tallied only one bucket in the final three-plus minutes.

The Miners converted 11 UH giveaways into 20 points and also scored eight on the fast break. Hughes and Krezel both hit for 11 in the opening half.

Houston (6-9, 0-1 C-USA)												
Min	FG	3FG	FT	R	F	A	TO	B	S	TP		
Taylor*	24	7-11	0-0	0-0	10	2	0	0	0	1	14	
Hill*	15	4-10	0-0	1-2	6	0	0	0	2	0	9	
Jackson*	27	1-9	0-4	0-1	3	2	5	6	0	1	2	
Obaze*	23	0-4	0-4	1-2	2	3	1	2	1	1	1	
McIntyre*	33	6-10	4-8	2-2	3	3	3	3	1	1	18	
Morton	2	0-0	0-0	1-2	1	0	0	0	0	0	1	
Jakobsone	13	2-6	0-3	0-0	5	3	0	2	0	0	4	
Mason	2	0-0	0-0	2-4	0	0	0	0	0	0	2	
Scott	9	0-1	0-0	0-0	1	2	2	2	0	0	0	
Meyers	31	4-11	0-0	0-1	7	2	3	1	1	0	8	
Joseph	5	0-1	0-0	0-0	1	0	1	1	0	0	0	
Bradley	3	0-0	0-0	0-0	1	0	0	0	0	1	0	
James	9	1-2	0-0	0-0	1	2	1	1	0	0	2	
Johnson	4	0-0	0-0	0-0	0	0	0	3	0	0	0	
Team											6	
Totals	200	25-65	4-19	7-14	47	19	16	21	6	4	61	

UTEP (10-2, 1-0 C-USA)												
Min	FG	3FG	FT	R	F	A	TO	B	S	TP		
Williams*	18	1-1	0-0	0-0	2	1	1	0	0	0	2	
Piekarska*	15	3-9	1-2	0-0	3	4	0	1	1	0	7	
Hughes*	38	7-15	1-4	3-5	1	2	4	3	0	5	18	
Krezel*	36	6-9	1-2	5-6	3	1	1	5	0	2	18	
Lacy*	37	6-13	4-6	3-4	8	1	9	1	0	5	19	
Rosado	3	0-1	0-1	0-0	0	0	0	1	0	0	0	
Porras	22	5-7	0-0	0-2	8	1	0	0	0	0	10	
Jones	9	0-3	0-0	0-0	0	0	0	0	0	0	0	
Marisett	22	2-6	0-1									

GAME 16 - Jan. 6, 2008 - Hofheinz Pavilion - Houston, Texas

	Tulane	64
	Houston	74

HOUSTON - The University of Houston women's basketball team used a 19-4 run out of halftime to knock off Tulane 74-64 in a nationally-televised Conference USA game on Guy V. Lewis Court at Hofheinz Pavilion.

Houston (7-9, 1-1 C-USA) earned its first win over Tulane (11-4, 1-1 C-USA) since Jan. 7, 2005 and halted the Green Wave's four-game winning streak. ESPN2 televised Sunday's game live.

"We executed a lot better in the second half," Interim head coach Danny Hughes said. "We got out in transition and once we made a run to start the half, it built up our confidence. Overall it was a great defensive effort and a great win for our team."

Down 33-25 at the break, the Cougars opened the second half on a 10-0 run over the first 3:55. Minutes later, UH moved the lead to nine, 46-37, with 11:44 to go.

A 6-0 run for the Green Wave had the margin back down to three, 46-43, with 9:57 left. The Cougars responded with a 10-2 run that had the lead back to double digits, 56-45, with 6:08 to go.

Tulane pulled it down to five, 67-62, after a three-pointer by Ashley Langford with 1:30 left, but would get no closer. Houston knocked down eight of its nine free throws in the final 64 seconds to seal the win.

After shooting just 38 percent in the first half, Houston came out in the second half and fired a season-best 66.7 percent (12-for-18) against C-USA's top defensive team. Entering the game, the Green Wave led C-USA by holding opponents a league-low 56.6 ppg. Tulane shot 45.5 percent in the first half and 29.4 percent in the second.

Twiggy McIntyre tied a school record by going 10-for-10 from the charity stripe. She became the 22nd player all time to achieve the milestone. McIntyre scored 22 points in the second half and finished with 25.

The Cougars hit a season-high 26 free throws and finished 26-for-32 (.813) from the line, including a 22-for-24 effort in the second half.

Tye Jackson, recovered from a career-worst performance Friday night against UTEP and tallied her first double-double of the season after scoring 18 points and dishing out a season-high 10 assists. She also tied a career-high with three blocks. Jackson finished Friday's game with two points and six turnovers. UH's 17 assists tied for the second-most in a game this season.

UH scored 32 points in the paint and added 10 on the fast break. Cobilyn Hill had 12 points, five rebounds and two blocks while Courtney Taylor added 10 points and seven rebounds.

Ashley Langford and Brittany Lindsey led the Green Wave with 15 and 14 points respectively. Tulane finished the game only 4-for-14 (.286) from behind the three-point line.

Tulane closed the first half on a 20-9 run to lead 33-25 at the break. UH struggled from behind the three-point line, shooting only 1-for-7 (.143).

Houston (7-9, 1-1 C-USA)												
	Min	FG	3FG	FT	R	F	A	TO	B	S	TP	
Taylor*	33	5-7	0-0	0-2	7	2	2	0	0	2	10	
James*	24	0-5	0-1	3-4	3	4	2	1	0	2	3	
Hill*	26	5-5	0-0	2-2	5	2	0	3	2	0	12	
Jackson*	39	3-9	1-2	11-14	5	1	10	3	3	1	18	
McIntyre*	38	6-11	3-7	10-10	6	4	1	3	0	1	25	
Jakobson	3	0-1	0-1	0-0	0	0	0	0	0	0	0	
Scott	4	0-1	0-1	0-0	0	0	0	0	0	1	0	
Meyers	16	0-1	0-0	0-0	1	3	0	1	0	0	0	
Joseph	3	1-1	0-0	0-0	0	2	0	0	0	0	2	
Obaze	11	2-3	0-0	0-0	1	1	0	0	0	0	4	
Johnson	3	0-0	0-0	0-0	0	1	1	0	0	0	0	
Team					3							
Totals	200	22-44	4-13	26-32	30	19	17	13	5	7	74	

Tulane (11-4, 1-1 C-USA)												
	Min	FG	3FG	FT	R	F	A	TO	B	S	TP	
Lindsey*	31	5-9	0-0	4-4	6	3	0	0	2	1	14	
A. Brown*	23	1-6	0-0	4-5	6	2	1	3	0	0	6	
Langford*	40	4-13	1-5	6-6	2	3	4	3	0	0	15	
Luckhurst*	23	2-8	2-5	0-0	5	2	3	1	0	0	6	
C. Brown*	31	1-7	0-2	4-4	1	3	0	1	0	2	6	
Barnes	4	0-0	0-0	0-0	0	0	0	0	0	0	0	
Valicevic	15	3-6	0-1	2-2	3	2	1	0	0	0	8	
Aido	16	2-3	1-1	0-0	1	0	1	3	0	0	5	
Staidum	11	1-2	0-0	0-0	3	1	1	2	0	1	2	
Philpots	4	1-2	0-0	0-1	2	1	0	0	0	0	2	
Slaton	2	0-0	0-0	0-0	0	2	0	0	0	0	0	
Team					3							
Totals	200	20-56	4-14	20-22	33	19	11	13	2	4	64	

Halftime: Houston 33, Houston 25. FG%: Houston 50.0, Tulane 35.7.
 3FG%: Houston 30.8, Tulane 28.6. FT%: Tulane 90.9, Houston 81.3.
 Officials: Tommy Salerno, Roy Gulbeyan, Chaney Muench.
 Technicals: None.
 Att.: 506

GAME 17 - Jan. 13, 2008 - Hofheinz Pavilion - Houston, Texas

	Rice	66
	Houston	71

HOUSTON - The University of Houston women's basketball team rode an 8-2 run over the final minute of the game to beat cross-town rival Rice University 71-66.

UH (8-9, 2-1 C-USA) closed out a six-game homestand 4-2. It was the program's longest string of games at home since the 1996-97 season. Rice (7-10, 0-3 C-USA) dropped its fourth-straight game has lost five in-a-row at Hofheinz Pavilion.

With Houston trailing by one, 64-63, with 1:10 remaining in the game, Whitney James drew a charge as Brittney Hudson drove to the basket on a fast break. Rice head coach Greg Williams was issued a technical foul for his protest of the call, giving the Cougars two from the charity stripe and the ball.

Twiggy McIntyre sank both free throws to give the Cougars a one point lead, 65-64. On the ensuing UH possession, James converted an ally-op layup from Tye Jackson to extend the lead to three, 67-64 with 55 seconds to play.

The Owls would get no closer then four as the Cougars knocked down six-of-eight free-throw attempts in the final minute to seal the win.

"It was a crucial win for us," interim head coach Danny Hughes said. "We got aggressive late and figured out we needed to make plays despite things not going well. Now we can head out on the road with some confidence and hopefully pick up some more victories."

Tied at 36 at halftime, Rice ran out to a 56-48 lead with 11:02 to play. The Cougars kept the Owls within single digits; finally taking their first lead in the second half with 2:39 left thanks to a 6-1 run that was paced by buckets from Hill and Ryan Meyers.

McIntyre, the reigning C-USA Player of the Week, led Houston with a game-high 24 points along with five boards and two assists. She was 12-for-13 from the free-throw line and had her streak of 29-straight free-throws made snapped late in the game.

Cobilyn Hill added 16 points and six rebounds, her best offensive performance in the past five games. Courtney Taylor set a career-high with 14 rebounds before being forced from the game with a knee injury with just over six minutes remaining. Her status is day to day.

The Cougars struggled from the field to start the game, shooting 4-for-19 (.210) over the opening 13 minutes. During that span, Rice used a 16-4 run to lead by 17, 31-14, with 7:42 to go.

A three-pointer by Brittney Scott with 7:13 left in the half started a 22-5 Houston run that left the score knotted at 36 at the break.

Over the final seven minutes of the half, Rice shot 2-for-11 from the field with three turnovers after firing at almost a 70-percent clip (13-19/.684) for the first 13 minutes.

Morgan Mayse and Tara Watts led the Owls with 14 points apiece. Hudson chipped in 10 off the bench and Kadie Riverin added 10 along with five assists.

Houston (8-9, 2-1 C-USA)												
	Min	FG	3FG	FT	R	F	A	TO	B	S	TP	
Taylor*	23	2-9	0-0	2-3	14	1	3	1	0	0	6	
James*	22	2-6	0-3	0-0	1	4	2	2	0	1	4	
Hill*	26	5-11	0-0	6-7	5	2	0	1	2	1	16	
Jackson*	26	2-12	0-1	2-4	4	1	4	4	0	0	6	
McIntyre*	39	5-10	2-4	12-13	4	0	2	3	0	1	24	
Jakobson	2	1-2	1-2	0-0	0	0	0	0	0	0	3	
Scott	3	1-1	1-1	0-0	0	0	0	0	2	0	3	
Meyers	20	2-5	0-0	0-0	9	2	2	2	0	1	4	
Joseph	8	1-2	0-0	0-0	4	2	0	1	0	0	2	
Obaze	7	0-0	0-0	0-0	1	1	2	1	0	0	0	
Bradley	4	0-1	0-0	0-0	0	0	0	1	0	0	0	
Johnson	10	1-3	0-0	1-2	2	1	1	1	0	0	3	
Team					8							
Totals	200	22-62	4-11	23-29	54	14	17	19	2	4	71	

Rice (7-10, 0-3 C-USA)												
	Min	FG	3FG	FT	R	F	A	TO	B	S	TP	
Mayse*	34	6-11	0-2	2-5	6	1	0	3	0	1	14	
Loggins*	10	0-4	0-0	0-0	3	2	1	0	2	0	0	
Riverin*	29	3-10	0-3	4-6	4	4	5	0	0	0	10	
Watts*	27	6-9	2-5	0-0	2	1	0	3	2	2	14	
Fulton*	23	1-11	0-2	1-2	1	1	3	2	1	0	3	
Hudson	26	5-10	1-5	1-2	3	5	2	1	0	1	12	
Carter	26	3-6	0-0	0-0	8	3	0	2	1	0	6	
Horne	15	1-1	0-0	0-0	3	0	5	0	0	1	2	
Wittmayer	10	2-3	1-1	0-0	4	4	0	1	1	0	5	
Team					1							
Totals	200	27-67	4-18	8-15	35	21	16	12	7	5	66	

Halftime: Houston 36, Rice 36. FG%: Rice 40.6, Houston 35.5.
 3FG%: Houston 36.4, Rice 22.2. FT%: Houston 79.3, Rice 53.3.
 Officials: Scotty Hermann, Carol Comanita, Arthur Washington.
 Technicals: Rice - Team; Houston - None.
 Att.: 614

GAME 18 - Jan. 17, 2008 - UCF Arena - Orlando, Fla.

	Houston	71
	UCF	64

ORLANDO, Fla. - The University of Houston women's basketball team earned its first Conference USA road win since 2006 after knocking off UCF 74-61 at the UCF Arena.

Houston (9-9, 3-1 C-USA) last won a league road game at UAB on Feb. 26, 2006, a span of eight games. UCF (7-10, 0-4 C-USA) dropped its fourth-straight game.

Twiggy McIntyre scored a game-high 22 points, including three triples. The Cougars blew a 16-point lead midway through the half, but took advantage of the Knights' 19 turnovers, converting them into 21 points.

"It was a big step for us to pick up a conference road win," interim head coach Danny Hughes said. "I was pleased with our defensive effort, but I still think we have yet to play a complete game. We struggled at times and didn't finish strong, but our kids stepped up in the end."

With the scored knotted at 46 with 10:04 remaining, UH used a 7-1 run in the next 90 seconds to pull ahead by six, 53-47.

The Knights were within four points three times, but a 12-4 Houston run moved the lead to double digits, 69-57, with 1:46 to go.

Courtney Taylor tallied her fourth double-double of the season with 12 points and 10 rebounds. Cobilyn Hill added 16 points, seven rebounds and three blocks. The Cougars totaled a 38-30 advantage inside the paint.

Tye Jackson struggled from the field, going 0-15. The senior, who has never been held scoreless in her collegiate career, tallied three points late in the game on free throws. She also added a season-high 11 rebounds and dished out six assists.

Trailing by 16, UCF used an 18-2 run over 6:17 to tie it up at 44 apiece with 10:56 left. UH was held without a point for a span of more than five minutes.

UH held the Knights without a field goal for almost nine minutes and outscored UCF 16-2 during that span to lead 42-26 with 16:13 left.

Tia Lewis grabbed a game-high 15 rebounds but was limited to only seven points.

Emma Cannon came off the bench to score a team-high 20 points. D'Nay Daniels scored 11 and Marshal White dished out eight assists.

The Cougars led 26-25 at the half after McIntyre dropped in 13 in the opening 20 minutes, including nine in the last five minutes.

The Cougars closed the half on a 10-0 run over the final 5:10 after trailing by four, 20-16 with 7:48 left on the first-half clock.

UH held UCF to 22.9 percent (8-35) shooting and a 1-for-11 (.091) effort from behind the arc.

The Cougars fired at a 40.6 percent clip (13-32) in the first half and shot 39.9 percent (25-66) for the game.

Houston (9-9, 3-1 C-USA)												
	Min	FG	3FG	FT	R	F	A	TO	B	S	TP	
Taylor*	25	4-7	0-0	4-4	10	2	1	0	0	2	12	
James*	23	3-8	0-1	3-5	0	3	1	2	0	1	9	
Hill*	28	6-10	0-0	4-9	7	3	0	3	3	0	16	
Jackson*	36	0-15	0-4	3-4	11	2	6	0	0	3	3	
McIntyre*	35	9-17	3-6	1-2	4	3	3	4	0	3	22	
Morton	1	0-0	0-0	2-2	0	0	0	0	0	0	2	
Jakobson	8	1-2	1-2	0-0	1	3	1	4	0	0	3	
Mason	3	0-0	0-0	0-0	1	0	0	0	0	0	0	
Scott	5	0-2	0-0	0-0	0	1	0	1	0	1	0	
Meyers	11	0-1	0-0	2-2	5	0	0	1	0	0	2	
Joseph	8	1-1	0-0	0-0	3	1	0	1	0	0	2	
Obaze	11	0-2	0-1	0-0	0	1	0	0	0	0	0	
Bradley	6	1-1	0-0	1-2	0	0	0	0	0	0	3	
Team												

GAME 19 - Jan. 20, 2008 • Hofheinz Pavilion • Houston, Texas

	Southern Miss	61
	Houston	71

HOUSTON - Twiggy McIntyre scored a game-high 24 points to lead the University of Houston women's basketball team to a 71-61 victory over Southern Miss, Sunday in Conference USA action on Guy V. Lewis Court at Hofheinz Pavilion.

McIntyre was 7-for-14 from the field and was 8-for-8 from the charity stripe. It was her fourth-straight 20-point game and fifth of the season. She also had four rebounds, three assists and three steals.

Houston (10-9, 4-1 C-USA) won its fourth-straight game as the Cougars improved their record over .500 for the first time since beating Texas Southern, 76-58, in the season opener.

Southern Miss (10-8, 1-4 C-USA) has dropped four-straight games. After a tepid offensive performance in the first 25 minutes of the game, Houston erupted on a 20-6 run that turned a 35-27 Southern Miss lead into a 45-41 advantage for the Cougars with just over seven minutes to play.

The Golden Eagles pulled to within two, 47-45, with 5:44 to go, but Houston closed the door with a 15-for-18 (.833) effort from the free-throw line in the game's final five minutes.

Houston fired at a 52-percent clip (15-for-29) in the second half after struggling with a 7-for-41 effort in the first half. The Cougars capitalized on better looks late in the game, outscoring the Golden Eagles 24-6 in the paint in the second half along with converting eight second-half turnovers into 12 points.

Courtney Taylor scored 14 points and grabbed 12 rebounds, her fifth double-double of the year. Taylor also had two blocks and two steals. She helped pace an inside attack for Houston that outscored Southern Miss 36-16 in the paint for the game.

The Cougars were waylaid by a season-low, 17.1 shooting percentage (7-for-41) in the first half. UH was also just 1-for-9 from behind the three-point line. Despite the poor shooting, UH was only in a 29-21 halftime hole.

Tye Jackson's struggles from the field continued as she shot just 2-for-13, but dished out five assists, grabbed seven boards and was 5-for-6 from the charity stripe. Jackson has been mired in an 8-for-58 (.138) shooting slump since league play began on Jan. 4.

Cobilyn Hill was double-teamed the entire game but managed three blocks on the defensive end.

Ryan Meyers had nine points off the bench.

Southern Miss was led by Pauline Love who finished with 19 points and 16 rebounds. Liz Biland also posted a double-double with 12 points and 10 rebounds.

Houston (10-9, 4-1 C-USA)												
	Min	FG	3FG	FT	R	F	A	TO	B	S	TP	
Taylor*	28	4-13	0-1	6-7	12	1	0	0	2	2	14	
Hill*	19	1-9	0-0	0-0	3	2	1	0	3	0	2	
Jackson*	35	2-13	1-5	5-6	7	2	5	2	0	1	10	
McIntyre*	37	7-14	2-7	8-8	4	4	3	3	0	3	24	
James*	20	1-3	0-0	2-2	3	1	1	0	0	0	4	
Jakobsone	6	0-1	0-1	0-0	1	0	0	0	0	0	0	
Mason	3	0-0	0-0	0-0	1	1	1	1	0	0	0	
Scott	8	0-1	0-0	0-0	1	1	1	1	0	0	0	
Meyers	20	4-9	0-0	1-2	2	5	0	1	0	2	9	
Joseph	3	0-1	0-0	0-0	0	0	0	0	0	0	0	
Obaze	13	1-3	1-1	0-2	3	1	1	0	0	0	3	
Bradley	3	1-1	0-0	0-0	1	0	0	2	0	0	2	
Johnson	5	1-2	0-1	1-1	2	0	0	0	0	0	3	
Team					5							
Totals	200	22-70	4-16	23-28	46	18	13	10	5	8	71	

Southern Miss (10-8, 1-4 C-USA)												
	Min	FG	3FG	FT	R	F	A	TO	B	S	TP	
Love*	40	8-20	1-4	2-2	16	2	3	3	0	1	19	
Biland*	27	5-11	0-1	2-2	10	5	0	3	4	0	12	
Reed*	34	3-9	2-5	0-0	3	3	1	2	0	0	8	
Eugene*	25	1-9	0-0	4-4	8	5	2	4	0	1	6	
Barber*	39	1-9	1-5	2-2	5	4	5	3	0	1	5	
Washington	10	0-3	0-0	2-2	1	1	0	0	0	0	2	
Williams	10	1-5	1-2	2-2	22	2	1	0	0	0	5	
Johnson	0+	0-0	0-0	0-0	0	0	0	0	0	0	0	
Mays	1	0-0	0-0	0-0	1	0	0	0	0	0	0	
Helgeson	14	2-4	0-0	0-0	3	3	0	3	0	0	4	
Team					5							
Totals	200	21-70	5-17	14-14	53	26	13	18	4	3	61	

Halftime: Southern Miss 29, Houston 21. FG%: Houston 31.4, Southern Miss 30.0.
 3FG%: Southern Miss 29.4, Houston 25.0. FT%: Southern Miss 1.000, Houston 82.1.
 Officials: Gator Parrish, Ronald Ledington, Tom Brow.
 Technicals: None.
 Att.: 627

GAME 20 - Jan. 26, 2008 • Sharp Gymnasium • Houston, Texas

	Houston	70
	Rice	64

HOUSTON - The University of Houston women's basketball team built an 18-point lead five minutes into the second half and hung on for a 70-64 win over Rice, at Sharp Gymnasium on the campus of Houston Baptist University.

Houston (11-9, 5-1 C-USA) led buzzer-to-buzzer, earned its fifth-straight win and took the season sweep over the Owls (8-13, 1-6 C-USA).

"No question it was a big win for us," interim head coach Danny Hughes said. "I thought we were consistent for the whole game and we answered their runs. This isn't an easy gym to play in. It's noisy and it's a rivalry game. We had some players step up and hit some big shots when it counted."

A jumper by Whitney James with 14:03 left gave the Cougars their second 18-point lead of the night.

Rice was able to whittle the margin down thanks to two four-minute spans where Houston did not sink a field goal. Down the stretch, Houston answered every run with timely buckets of its own.

After a layup by Tara Watts with 4:41 left pulled Rice to within six, 55-49, James knocked down a wide-open three to move the lead back to nine.

With 1:31 left, Morgan Mays laid one in to bring Rice within five at 60-55. On UH's next possession, Tye Jackson drove the lane and laid one off the glass and in to put the Cougars up 62-55 with 1:12 to go.

The Owls would not go away and hit their first two three pointers of the game in the final minute, pulling within four with seven seconds to go. A pair of free throws by Jackson iced the game. Rice finished the game 2-for-14 (.143) from behind the arc.

Jackson led the Cougars with 15 points while also dishing out eight assists.

Twiggy McIntyre finished with 10 points, five steals, four assists and three rebounds.

James finished with a season-high 14 points and Courtney Taylor also added 14 along with seven rebounds.

Cobilyn Hill was dominant defensively, blocking five shots and grabbing four rebounds before fouling out. The 6-3 freshman was in foul trouble all day and was limited to just 11 minutes.

UH was up 34-23 at the break after shooting at a 50-percent clip (14-28) in the opening 20 minutes. The Cougars held Rice to a 9-for-31 effort from the field in the half and forced 10 turnovers.

Kadie Riverin tallied 13 of her game-high-tying 17 points in the second half. Tiffany Watts came off the bench to add 17 while Tara Watts added 14. Morgan Mays had a game-high nine rebounds.

Houston (11-9, 5-1 C-USA)												
	Min	FG	3FG	FT	R	F	A	TO	B	S	TP	
Taylor*	37	5-11	0-0	4-6	7	2	2	1	0	1	14	
James*	31	5-8	1-2	3-5	4	2	1	1	0	0	14	
Hill*	11	3-7	0-0	0-0	4	5	1	1	5	0	6	
Jackson*	38	5-12	1-2	4-5	4	2	8	4	0	2	15	
McIntyre*	38	3-8	2-4	2-2	3	2	4	3	0	5	10	
Jakobsone	3	0-2	0-2	0-0	0	0	0	0	0	0	0	
Scott	4	0-0	0-0	0-0	0	0	1	2	0	0	0	
Meyers	25	3-4	0-0	0-0	3	2	1	1	0	3	6	
Joseph	3	1-1	0-0	0-0	1	0	0	0	0	0	2	
Obaze	8	1-4	1-3	0-0	1	2	0	1	0	1	3	
Johnson	2	0-0	0-0	0-0	0	1	0	1	0	0	0	
Team					5							
Totals	200	26-57	5-13	13-18	31	19	18	15	5	12	70	

Rice (8-12, 1-5 C-USA)												
	Min	FG	3FG	FT	R	F	A	TO	B	S	TP	
Carter*	17	1-4	0-0	2-4	4	1	0	1	0	1	4	
Mays*	31	3-7	0-2	1-1	9	4	0	1	0	1	7	
Riverin*	38	6-24	0-4	5-7	4	3	6	1	2	17		
Hudson*	27	0-6	0-3	2-2	6	0	2	5	0	0	2	
Watts*	34	5-6	1-1	3-3	2	4	2	3	0	3	14	
Fulton	3	0-1	0-1	0-0	0	0	1	0	0	0	0	
Carmon	17	1-2	0-1	1-1	5	1	1	1	0	0	3	
Wittmayer	5	0-2	0-1	0-0	1	0	0	1	0	0	0	
Loggins	28	6-9	1-1	4-6	6	2	0	2	1	3	17	
Team					7							
Totals	200	22-61	2-14	18-24	44	15	9	20	2	10	64	

Halftime: Houston 34, Rice 23. FG%: Houston 45.6, Rice 36.1.
 3FG%: Houston 38.5, Rice 14.3. FT%: Rice 75.0, Houston 72.2.
 Officials: Roy Gulbeyan, Ed Sidlasky, Marlin Ramsey.
 Technicals: None.
 Att.: 290

GAME 21 - Feb. 1, 2008 • Elma Roane Fieldhouse • Memphis, Tenn.

	Houston	70
	Memphis	54

MEMPHIS, Tenn. - The University of Houston women's basketball team started the game on an 11-0 run and won its sixth-straight game, a 70-54 decision over Memphis, in Conference USA action at the Elma Roane Fieldhouse.

Houston (12-9, 6-1 C-USA) made its first seven shots and outrebounded Memphis by a 53-25 margin. Memphis (5-15, 2-5 C-USA) dropped its third straight and has lost five in-a-row to the Cougars.

The six-game streak is the longest for UH since the 2004-05 Cougars opened the season with 10-consecutive wins.

Twiggy McIntyre scored a game-high 22 points including six three-pointers. The six triples ties a C-USA single-game high this season. She was 6-for-9 from behind the arc and also added four rebounds and four assists.

Courtney Taylor scored 10 points and grabbed a career-high 15 rebounds for her sixth double-double of the season. Memphis had only 25 rebounds as a team and Houston soundly won the rebounding battle 53-25. Thirty-two of UH's 70 points came in the paint.

The Cougars turned an 11-point halftime lead into a 49-33 advantage with 15:49 left. Memphis used a 16-6 run, keyed by three triples from Jessica Hall, to pull within six at 55-49 with 7:20 left.

A 7-0 Houston run, with five points coming from Tye Jackson moved the lead back to double digits for good at 62-49 with 5:24 left. Jackson finished with 11 points, seven rebounds and six assists.

UH ran the lead to as many as 18 and held Memphis without a field goal for the final 7:59 of the game.

Cobilyn Hill was the fourth UH player to find double digits. She had 12 points, eight rebounds and three blocks.

After knocking down seven-straight shots, UH led 23-11 five minutes into the game.

The Cougars hit only 16 points for the final 15 minutes including three field-goal droughts of four minutes. UH was 7-for-9 from the charity stripe and got five three-pointers from McIntyre.

Hall led Memphis with 20 points after knocking down four triples in the game. Alex Winchell added 11 along with four assists.

Houston (12-9, 6-1 C-USA)												
	Min	FG	3FG	FT	R	F	A	TO	B	S	TP	
Taylor*	29	4-8	0-0	2-5	15	3	3	3	0	5	10	
James*	30	2-9	0-1	0-0	7	2	4	2	0	2	4	
Hill*	22	5-8	0-0	2-4	8	3	1	1	3	0	12	
Jackson*	34	4-10	2-5	1-2	6	2	7	5	0	0	11	
McIntyre*	34	7-11	6-9	2-2	4	2	4	3	0	1	22	
Jakobsone	6	0-1	0-1	0-0	0	0	0	0	0	1	0	
Mason	2	0-0	0-0	0-0	0	1	0	1	0	0	0	
Scott	5	0-1	0-0	0-0	0	0	0	1	0	0	0	
Meyers	10	1-5	0-0	0-0	0	2	0	2	0	1	2	
Joseph	10	2-6	0-1	1-1	5	1	0	3	0	0	5	
Obaze	9	0-0	0-0	0-0	0	0	0	2	0	0	0	
Bradley	5	1-1	0-0	2-2	0	1	0	0	0	2	4	
Team					8							
Totals	200	26-60	8-17	10-16	53	18	19	26	3	12	70	

Memphis (5-15, 2-5 C-USA)												
	Min	FG	3FG	FT	R	F	A	TO	B	S	TP	
Leonard*	30	3-9	0-2	0-1	1	2	1	2	1	0	6	
Winchell*	32	4-9	2-5	0-2	0	2	4	6	0	0	11	
Hall*	32	7-14	4-6	2-3	2	2	1	1	0	5	20	
Jennings*	30	0-5	0-1	5-7	3	1	0	2	0	1	5	
Jackson*	15	1-4	0-0									

SCHEDULE/RESULTS

OVERALL RECORD: 12-9 (Home: 6-4, Away: 5-4, Neutral: 1-1)

CONFERENCE USA: 6-1 (Home: 3-1, Away: 3-0)

Date	Opponent	UH Result	Streak	Record	C-USA	Points	Rebounds	Assists	Attendance
11/09/07	TEXAS SOUTHERN	W, 76-58	W1	1-0	-	Jackson (18)	Taylor (8)	McIntyre (4)	506
11/13/07	at Cal State Bakersfield	L, 83-95	L1	1-1	-	McIntyre (30)	Hill (9)	Jackson, McIntyre (5)	422
11/15/07	at Cal Poly	L, 48-53	L2	1-2	-	McIntyre, Morton (11)	Mason (9)	Jackson, Mason (2)	205
11/19/07	MIDDLE TENNESSEE	L, 68-69	L3	1-3	-	Taylor (18)	Mason (8)	McIntyre (5)	452
11/23/07	at Xavier #	L, 47-69	L4	1-4	-	Jackson (15)	Taylor (9)	McIntyre, Meyers, Obaze (1)	1,124
11/24/07	vs. Liberty #	L, 61-70	L5	1-5	-	Taylor (11)	Taylor (9)	McIntyre (5)	927
11/25/07	vs. McNeese State #	W, 87-57	W1	2-5	-	Taylor (19)	Taylor (10)	Johnson, Scott (4)	1,005
11/29/07	LSU	L, 46-77	L1	2-6	-	Scott (11)	Meyers, Scott (6)	McIntyre (6)	1,021
12/04/07	at Texas Tech	W, 66-63	W1	3-6	-	McIntyre (17)	Taylor (11)	McIntyre (3)	8,493
12/08/07	at Miami (Fla.)	W, 63-62	W2	4-6	-	Jackson (15)	Jackson, Taylor (8)	Jackson (7)	295
12/16/07	at Akron	L, 76-81	L1	4-7	-	Hill (23)	Hill (13)	McIntyre (5)	145
12/21/07	TCU	W, 73-68	W1	5-7	-	Jackson (14)	Taylor (8)	Jackson (4)	501
12/28/07	No. 13/14 DUKE	L, 68-84	L1	5-8	-	McIntyre (13)	Meyers (7)	Jackson (9)	807
01/02/07	LAMAR	W, 82-75	W1	6-8	-	Jackson (21)	Taylor (11)	Jackson, McIntyre (7)	516
01/04/08	UTEP*	L, 61-79	L1	6-9	0-1	McIntyre (18)	Taylor (10)	Jackson (5)	508
01/06/08	TULANE*	W, 74-64	W1	7-9	1-1	McIntyre (25)	Taylor (7)	Jackson (10)	506
01/13/08	RICE*	W, 71-66	W2	8-9	2-1	McIntyre (24)	Taylor (14)	Jackson (4)	614
01/17/08	at UCF*	W, 74-61	W3	9-9	3-1	McIntyre (22)	Jackson (11)	Jackson (6)	436
01/20/08	SOUTHERN MISS*	W, 71-61	W4	10-9	4-1	McIntyre (24)	Taylor (12)	Jackson (5)	627
01/26/08	at Rice*	W, 70-64	W5	11-9	5-1	Jackson (15)	Taylor (7)	Jackson (8)	290
02/01/08	at Memphis*	W, 70-54	W6	12-9	6-1	McIntyre (22)	Taylor (15)	Jackson (7)	706
02/03/08	at UAB*								
02/07/08	TULSA*								
02/09/08	SMU*								
02/14/08	at UTEP*								
02/16/08	at Tulane*								
02/21/08	at Tulsa*								
02/23/08	at SMU*								
02/28/08	EAST CAROLINA*								
03/01/08	MARSHALL*								

Home games in CAPS

#-National City Xavier Invitational (Cincinnati, Ohio)

*-Conference USA game

^--C-USA Championship (Orlando, Fla.)

RECORD/ATTENDANCE SUMMARY

	G	W-L	Total	Average	High
Home	10	6-4	6,058	606	1,021 vs. No. 8/7 LSU (11/29/07)
C-USA Games	4	3-1	2,255	563	614 vs. Rice (01/13/08)
Away	9	5-4	12,116	1,346	8,493 at Texas Tech (12/04/07)
C-USA Games	3	3-0	1,432	477	706, at Memphis (02/01/08)
Neutral	2	1-1	1,932	966	1,005 vs. McNeese State (11/25/07)
Total	21	12-9	20,106	957	8,493 at Texas Tech (12/04/07)
C-USA Games	7	6-1	3,687	527	706, at Memphis (02/01/08)

WIN/LOSS MARGIN

	1	2	3	4	5	6	7	8	9	10	12	13	16	18	20	22	24	26	28	30	31	34	36
Win	1		1		2	1	1			2		1	1	1						1			
Loss	1				2				1		1		1	1		1						1	

SEASON BOX SCORE

OVERALL RECORD: 12-9 (Home: 6-4, Away: 5-4, Neutral: 1-1)
 CONFERENCE USA: 6-1 (Home: 3-1, Away: 3-0)

INDIVIDUAL STATISTICS

No.	Player	GP	GS	Min	TOTAL			3-PTS			REBOUNDS			PF	FO	A	TO	Blk	Stl	Pts	Avg					
					FG	FGA	Pct	3FG	FGA	Pct	FT	FTA	Pct									Off	Def	Tot	Avg	
30	MCINTYRE, Twigg	21	20	711	33.9	103	234	.440	50	131	.382	72	83	.867	15	59	74	3.5	41	1	70	68	1	38	328	15.6
23	JACKSON, Tye	19	18	634	33.4	74	259	.286	23	88	.261	55	78	.705	13	80	93	4.9	45	1	87	67	11	31	226	11.9
24	TAYLOR, Courtney	19	16	478	25.2	74	156	.474	0	3	.000	41	65	.631	60	104	164	8.6	42	1	21	23	12	22	189	9.9
51	HILL, Cobilyn	21	19	394	18.8	59	148	.399	0	0	.000	43	70	.614	49	62	111	5.3	54	2	7	28	46	6	161	7.7
15	MEYERS, Ryan	21	6	425	20.2	42	99	.424	0	1	.000	36	49	.735	31	68	99	4.7	57	4	23	43	4	25	120	5.7
33	JAMES, Whitney	21	12	396	18.9	42	109	.385	4	23	.174	26	39	.667	25	38	63	3.0	53	1	23	23	1	18	114	5.4
11	SCOTT, Brittney	21	0	202	9.6	21	72	.292	7	22	.318	17	22	.773	7	18	25	1.2	27	0	15	29	0	8	66	3.1
34	JOHNSON, Jasmine	20	8	235	11.8	18	59	.305	3	13	.231	22	29	.759	10	19	29	1.5	8	0	12	38	1	13	61	3.1
21	JOSEPH, Ashlee'	21	1	132	6.3	23	50	.460	0	1	.000	5	10	.500	24	16	40	1.9	19	0	2	11	1	2	51	2.4
25	OBAZE, Alona	19	4	253	13.3	17	47	.362	9	31	.290	2	7	.286	10	22	32	1.7	21	0	13	21	2	10	45	2.4
02	MORTON, Megan	11	0	73	6.6	5	26	.192	1	11	.091	11	14	.786	7	2	9	0.8	12	0	2	8	0	2	22	2.0
03	JAKOBSONE, Zane	10	0	65	6.5	6	19	.316	4	16	.250	0	0	.000	2	6	8	0.8	8	0	2	7	0	1	16	1.6
05	MASON, Brittany	18	1	164	9.1	7	25	.280	0	0	.000	9	13	.692	18	25	43	2.4	24	1	10	17	4	6	23	1.3
32	BRADLEY, Ryan	13	0	61	4.7	5	13	.385	1	5	.200	2	4	.500	5	6	11	0.8	6	0	1	8	2	2	13	1.0
Team															56	57	113	5.4	1			3				
Houston Totals		21				496	1,316	.377	102	345	.296	341	483	.706	332	582	914	43.5	418	11	288	394	85	184	1,435	68.3
Opponent Totals		21				491	1,297	.379	110	333	.330	338	475	.712	308	564	872	41.5	411	-	266	379	91	200	1,430	68.1

SCORE BY PERIODS	1st	2nd	OT	2 OT	Total
Houston	638	785	12	-	1,435
Opponents	683	742	5	-	1,430

C-USA GAMES (6-1)

No.	Player	GP	GS	Min	TOTAL			3-PTS			REBOUNDS			PF	FO	A	TO	Blk	Stl	Pts	Avg					
					FG	FGA	Pct	3FG	FGA	Pct	FT	FTA	Pct									Off	Def	Tot	Avg	
30	MCINTYRE, Twigg	7	7	254	36.3	43	81	.531	22	45	.489	37	39	.949	5	24	29	4.1	18	0	20	22	1	15	145	20.7
24	TAYLOR, Courtney	7	7	199	28.4	31	66	.470	0	1	.000	18	27	.667	26	49	75	10.7	13	0	11	5	2	13	80	11.4
51	HILL, Cobilyn	7	7	147	21.0	29	60	.483	0	0	.000	15	24	.625	14	25	39	5.6	17	1	3	9	20	1	73	10.4
23	JACKSON, Tye	7	7	245	35.0	17	80	.213	5	23	.217	26	36	.722	3	37	40	5.7	12	0	45	24	3	8	65	9.3
33	JAMES, Whitney	7	6	159	22.7	14	41	.341	1	8	.125	11	16	.688	10	9	19	2.7	18	0	12	9	0	6	40	5.7
15	MEYERS, Ryan	7	0	133	19.0	14	36	.389	0	0	.000	3	5	.600	6	21	27	3.9	16	1	6	9	1	7	31	4.4
21	JOSEPH, Ashlee'	7	0	40	5.7	6	13	.462	0	1	.000	1	1	1.000	5	8	13	1.9	7	0	1	6	0	0	13	1.9
34	JOHNSON, Jasmine	6	0	29	4.8	3	6	.500	0	1	.000	4	5	.800	2	2	4	0.7	3	0	2	6	0	2	10	1.7
25	OBAZE, Alona	7	1	82	11.7	4	16	.250	2	10	.200	1	4	.250	1	6	7	1.0	9	0	5	6	1	2	11	1.6
02	MORTON, Megan	2	0	3	1.5	0	0	.000	0	0	.000	3	4	.750	1	0	1	0.5	0	0	0	0	0	0	3	1.5
03	JAKOBSONE, Zane	7	0	41	5.9	4	15	.267	2	12	.167	0	0	.000	2	5	7	1.0	6	0	2	6	0	1	10	1.4
32	BRADLEY, Ryan	5	0	20	4.0	2	3	.667	0	0	.000	1	2	.500	1	1	2	0.4	1	0	0	5	1	0	5	1.0
05	MASON, Brittany	4	0	10	2.5	0	0	.000	0	0	.000	2	4	.500	0	2	2	0.5	2	0	1	2	0	0	2	0.5
11	SCOTT, Brittney	7	0	38	5.4	1	7	.143	1	2	.500	0	0	.000	0	2	2	0.3	4	0	4	9	0	2	3	0.4
Team															22	22	44	6.3	0			2				
Houston Totals		7				168	424	.396	33	103	.320	122	167	.731	98	213	311	44.4	126	2	112	120	29	57	491	70.1
Opponent Totals		7				160	437	.366	31	110	.282	98	139	.705	97	181	278	39.7	133	-	87	117	22	59	449	64.1

SCORE BY PERIODS	1st	2nd	OT	2 OT	Total
Houston	221	270	-	-	491
Opponents	205	244	-	-	449

HOME (6-4)

No.	Player	GP	GS	Min	TOTAL			3-PTS			REBOUNDS			PF	FO	A	TO	Blk	Stl	Pts	Avg							
					FGA	Pct	3FG	FGA	Pct	FT	FTA	Pct	Off									Def	Tot	Avg				
30	MCINTYRE, Twigg	10	10	348	34.8	46	106	.434	23	60	.383	46	49	.939	9	30	39	3.9	21	0	33	34	1	16	161	16.1		
23	JACKSON, Tye	9	9	297	33.0	36	112	.321	11	40	.275	33	50	.660	5	31	36	4.0	16	0	47	33	4	16	116	12.9		
24	TAYLOR, Courtney	10	8	250	25.0	36	81	.444	0	2	.000	19	28	.679	26	56	82	8.2	20	1	12	9	7	7	91	9.1		
15	MEYERS, Ryan	10	2	234	23.4	29	60	.483	0	1	.000	24	30	.800	15	42	57	5.7	29	2	11	15	3	13	82	8.2		
51	HILL, Cobilyn	10	9	168	16.8	24	60	.400	0	0	.000	18	28	.643	14	26	40	4.0	23	1	4	12	16	2	66	6.6		
11	SCOTT, Brittney	10	0	105	10.5	15	43	.349	4	8	.500	7	10	.700	2	12	14	1.4	17	0	8	14	0	3	41	4.1		
33	JAMES, Whitney	10	7	169	16.9	15	44	.341	1	9	.111	9	16	.563	8	10	18	1.8	23	0	11	11	0	7	40	4.0		
34	JOHNSON, Jasmine	10	1	93	9.3	8	19	.421	1	3	.333	12	16	.750	3	9	12	1.2	2	0	5	21	0	2	29	2.9		
25	OBAZE, Alona	10	3	142	14.2	8	22	.364	6	17	.353	1	4	.250	2	11	13	1.3	13	0	9	10	2	6	23	2.3		
03	JAKOBSONE, Zane	7	0	48	6.9	5	14	.357	3	11	.273	0	0	.000	2	5	7	1.0	5	0	1	3	0	0	13	1.9		
21	JOSEPH, Ashlee'	10	0	57	5.7	9	19	.474	0	0	.000	0	0	.000	6	6	12	1.2	6	0	2	3	1	1	18	1.8		
02	MORTON, Megan	5	0	22	4.4	1	4	.250	0	1	.000	2	4	.500	2	1	3	0.6	4	0	1	4	0	0	4	0.8		
05	MASON, Brittany	8	1	71	8.9	1	10	.100	0	0	.000	2	4	.500	6	12	18	2.3	8	0	5	9	2	3	4	0.5		
32	BRADLEY, Ryan	6	0	21	3.5	1	5	.200	0	2	.000	0	0	.000	3	2	5	0.8	2	0	0	4	1	1	2	0.3		
Team														30	22	52	5.2	0										
Houston Totals		10				234	599	.391	49	154	.318	173	239	.724	133	275	408	40.8	189	4	149	184	37	77	690	69.0		
Opponent Totals		10				249	629	.396	53	160	.331	150	209	.718	146	270	416	41.6	210	-	142	171	45	86	701	70.1		

AWAY (5-4)

No.	Player	GP	GS	Min	TOTAL			3-PTS			REBOUNDS			PF	FO	A	TO	Blk	Stl	Pts	Avg							
					FGA	Pct	3FG	FGA	Pct	FT	FTA	Pct	Off									Def	Tot	Avg				
30	MCINTYRE, Twigg	9	9	321	35.7	50	112	.446	22	60	.367	23	29	.793	6	23	29	3.2	17	1	32	29	0	18	145	16.1		
23	JACKSON, Tye	9	9	309	34.3	35	134	.261	11	43	.256	20	26	.769	6	48	54	6.0	25	1	40	32	7	14	101	11.2		
24	TAYLOR, Courtney	7	6	181	25.9	28	58	.483	0	1	.000	12	22	.545	25	38	63	9.0	16	0	7	12	2	13	68	9.7		
51	HILL, Cobilyn	9	9	198	22.0	32	74	.432	0	0	.000	21	34	.618	30	31	61	6.8	27	1	3	16	24	4	85	9.4		
33	JAMES, Whitney	9	4	195	21.7	25	58	.431	3	11	.273	13	18	.722	13	20	33	3.7	26	1	11	10	0	9	66	7.3		
02	MORTON, Megan	4	0	33	8.3	3	11	.273	1	6	.167	8	8	1.000	3	0	3	0.8	4	0	0	3	0	1	15	3.8		
15	MEYERS, Ryan	9	2	159	17.7	10	32	.313	0	0	.000	6	11	.545	14	20	34	3.8	22	1	8	20	1	8	26	2.9		
21	JOSEPH, Ashlee'	9	1	58	6.4	10	22	.455	0	1	.000	3	6	.500	12	6	18	2.0	10	0	0	7	0	1	23	2.6		
34	JOHNSON, Jasmine	8	5	84	10.5	7	23	.304	1	6	.167	5	5	1.000	6	7	13	1.6	4	0	3	13	0	5	20	2.5		
11	SCOTT, Brittney	9	0	72	8.0	5	25	.200	2	11	.182	7	8	.875	4	4	8	0.9	6	0	3	12	0	4	19	2.1		
05	MASON, Brittany	8	0	67	8.4	4	12	.333	0	0	.000	4	5	.800	11	9	20	2.5	9	1	3	3	2	2	12	1.5		
25	OBAZE, Alona	7	0	84	12.0	4	13	.308	1	8	.125	0	1	.000	5	7	12	1.7	7	0	4	9	0	2	9	1.3		
32	BRADLEY, Ryan	5	0	20	4.0	2	4	.500	0	1	.000	1	2	.500	0	2	2	0.4	2	0	1	2	1	0	5	1.0		
03	JAKOBSONE, Zane	3	0	17	5.7	1	5	.200	1	5	.200	0	0	.000	0	1	1	0.3	3	0	1	4	0	1	3	1.0		
Team														21	31	52	5.8	1										
Houston Totals		9				216	583	.370	42	153	.275	123	175	.703	156	247	403	44.8	179	6	116	173	37	82	597	66.3		
Opponent Totals		9				206	554	.372	50	149	.336	140	203	.690	136	238	374	41.6	151	-	107	168	39	96	602	66.9		

NEUTRAL (1-1)

No.	Player	GP	GS	Min	TOTAL			3-PTS			REBOUNDS			PF	FO	A	TO	Blk	Stl	Pts	Avg							
					FGA	Pct	3FG	FGA	Pct	FT	FTA	Pct	Off									Def	Tot	Avg				
24	TAYLOR, Courtney	2	2	47	23.5	10	17	.588	0	0	.000	10	15	.667	9	10	19	9.5	6	0	2	2	3	2	30	15.0		
30	MCINTYRE, Twigg	2	1	42	21.0	7	16	.438	5	11	.455	3	5	.600	0	6	6	3.0	3	0	5	5	0	4	22	11.0		
23	JACKSON, Tye	1	0	28	28.0	3	13	.231	1	5	.200	2	2	1.000	2	1	3	3.0	4	0	0	2	0	1	9	9.0		
25	OBAZE, Alona	2	1	27	13.5	5	12	.417	2	6	.333	1	2	.500	3	4	7	3.5	1	0	0	2	0	2	13	6.5		
15	MEYERS, Ryan	2	2	32	16.0	3	7	.429	0	0	.000	6	8	.750	2	6	8	4.0	6	1	4	8	0	4	12	6.0		
34	JOHNSON, Jasmine	2	2	58	29.0	3	17	.176	1	4	.250	5	8	.625	1	3	4	2.0	2	0	4	4	1	6	12	6.0		
21	JOSEPH, Ashlee'	2	0	17	8.5	4	9	.444	0	0	.000	2	4	.500	6	4	10	5.0	3	0	0	1	0	0	10	5.0		
51	HILL, Cobilyn	2	1	28	14.0	3	14	.214	0	0	.000	4	8	.500	5	5	10	5.0	4	0	0	0	6	0	10	5.0		
33	JAMES, Whitney	2	1	32	16.0	2	7	.286	0	3	.000	4	5	.800	4	8	12	6.0	4	0	1	2	1	2	8	4.0		
05	MASON, Brittany	2	0	26	13.0	2	3	.667	0	0	.000	3	4	.750	1	4	5	2.5	7	0	2	5	0	1	7	3.5		
11	SCOTT, Brittney	2	0	25	12.5	1	4	.250	1	3	.333	3	4	.750	1	2	3	1.5	4	0	4	3	0	1	6	3.0		
32	BRADLEY, Ryan	2	0	20	10.0	2	4	.500	1	2	.500	1	2	.500	2	2	4	2.0	2	0	0	2	0	1	6	3.0		
02	MORTON, Megan	2	0	18	9.0	1	11	.091	0	4	.000	1	2	.500	2	1	3	1.5	4	0	1	1	0	1	3	1.5		
Team														5	4	9	4.5	0										
Houston Totals		2				46	134	.343	11	38	.289	45	69	.652	43	60	103	51.5	50	1	23	37	11	25	148	74.0		
Opponent Totals		2				36	114	.316	7	24	.292	48	63	.762	26	56	82	41.0	50	-	17	40	7	18	127	63.5		

LAST FIVE GAMES (5-0)

No.	Player	GP	GS	Min	TOTAL			3-PTS			REBOUNDS			PF	FO	A	TO	Blk	Stl	Pts	Avg					
					FG	FGA	Pct	3FG	FGA	Pct	FT	FTA	Pct									Off	Def	Tot	Avg	
30	MCINTYRE, Twigg	5	5	183	36.6	31	60	.517	15	30	.500	25	27	.926	2	18	20	4.0	11	0	16	16	0	13	102	20.4
24	TAYLOR, Courtney	5	5	142	28.4	19	48	.396	0	1	.000	18	25	.720	19	39	58	11.6	9	0	9	5	2	10	56	11.2
51	HILL, Cobilyn	5	5	106	21.2	20	45	.444	0	0	.000	12	20	.600	12	16	28	5.6	15	1	3	6	16	1	52	10.4
23	JACKSON, Tye	5	5	179	35.8	13	62	.210	4	17	.235	15	21	.714	2	30	32	6.4	9	0	30	15	0	6	45	9.0
33	JAMES, Whitney	5	5	126	25.2	13	34	.382	1	7	.143	8	12	.667	9	6	15	3.0	12	0	9	7	0	4	35	7.0
15	MEYERS, Ryan	5	0	86	17.2	10	24	.417	0	0	.000	3	4	.750	3	16	19	3.8	11	1	3	7	0	7	23	4.6
34	JOHNSON, Jasmine	4	0	22	5.5	3	6	.500	0	1	.000	4	5	.800	2	2	4	1.0	3	0	1	2	0	2	10	2.5
21	JOSEPH, Ashlee'	5	0	32	6.4	5	11	.455	0	1	.000	1	1	1.000	5	7	12	2.4	5	0	0	5	0	0	11	2.2
02	MORTON, Megan	1	0	1	1.0	0	0	.000	0	0	.000	2	2	1.000	0	0	0	0.0	0	0	0	0	0	0	2	2.0
32	BRADLEY, Ryan	4	0	17	4.3	2	3	.667	0	0	.000	1	2	.500	1	0	1	0.3	1	0	0	5	0	0	5	1.3
25	OBAZE, Alona	5	0	48	9.6	2	9	.222	2	5	.400	0	2	.000	1	4	5	1.0	5	0	3	4	0	1	6	1.2
03	JAKOBSONE, Zane	5	0	25	5.0	2	8	.250	2	8	.250	0	0	.000	0	2	2	0.4	3	0	2	4	0	1	6	1.2
11	SCOTT, Brittney	5	0	25	5.0	1	5	.200	1	1	1.000	0	0	.000	0	1	1	0.2	2	0	2	7	0	1	3	0.6
05	MASON, Brittany	3	0	8	2.7	0	0	.000	0	0	.000	0	0	.000	0	2	2	0.7	2	0	1	2	0	0	0	0.0
Team												15	20	35	7.0	0										
Houston Totals		5				121	315	.384	25	71	.352	89	121	.736	71	163	234	46.8	88	2	79	86	18	46	356	71.2
Opponent Totals		5				110	317	.347	20	80	.250	66	98	.673	69	139	208	41.6	100	-	60	90	19	43	306	61.2

LAST 10 GAMES (8-2)

No.	Player	GP	GS	Min	TOTAL			3-PTS			REBOUNDS			PF	FO	A	TO	Blk	Stl	Pts	Avg					
					FG	FGA	Pct	3FG	FGA	Pct	FT	FTA	Pct									Off	Def	Tot	Avg	
30	MCINTYRE, Twigg	10	10	347	34.7	54	110	.491	31	66	.470	48	51	.941	9	30	39	3.9	23	0	29	34	1	17	187	18.7
23	JACKSON, Tye	10	10	341	34.1	34	117	.291	12	41	.293	32	47	.681	5	45	50	5.0	20	0	65	40	4	14	112	11.2
24	TAYLOR, Courtney	10	10	281	28.1	41	92	.446	0	2	.000	24	35	.686	29	69	98	9.8	22	1	15	9	4	15	106	10.6
51	HILL, Cobilyn	10	10	199	19.9	35	78	.449	0	0	.000	22	33	.667	17	34	51	5.1	27	1	4	14	25	2	92	9.2
15	MEYERS, Ryan	10	0	218	21.8	28	55	.509	0	0	.000	14	20	.700	11	36	47	4.7	24	2	8	12	1	15	70	7.0
33	JAMES, Whitney	10	8	214	21.4	20	58	.345	1	12	.083	14	20	.700	11	13	24	2.4	27	0	17	12	0	9	55	5.5
34	JOHNSON, Jasmine	9	0	64	7.1	4	12	.333	0	1	.000	10	13	.769	2	4	6	0.7	4	0	5	12	0	3	18	2.0
25	OBAZE, Alona	10	2	114	11.4	7	23	.304	5	17	.294	1	4	.250	2	10	12	1.2	11	0	6	8	1	3	20	2.0
03	JAKOBSONE, Zane	10	0	65	6.5	6	19	.316	4	16	.250	0	0	.000	2	6	8	0.8	8	0	2	7	0	1	16	1.6
11	SCOTT, Brittney	10	0	80	8.0	5	23	.217	1	3	.333	4	4	1.000	1	4	5	0.5	11	0	8	14	0	2	15	1.5
21	JOSEPH, Ashlee'	10	0	48	4.8	6	13	.462	0	1	.000	1	1	1.000	5	8	13	1.3	7	0	1	6	0	0	13	1.3
02	MORTON, Megan	3	0	5	1.7	0	0	.000	0	0	.000	3	4	.750	1	0	1	0.3	1	0	0	0	0	0	3	1.0
32	BRADLEY, Ryan	7	0	24	3.4	2	4	.500	0	0	.000	1	2	.500	2	1	3	0.4	1	0	0	5	1	0	5	0.7
05	MASON, Brittany	7	0	25	3.6	0	1	.000	0	0	.000	2	4	.500	0	3	3	0.4	5	0	2	3	0	0	2	0.3
Team												32	28	60	6.0	0										
Houston Totals		10				242	605	.400	54	159	.340	176	238	.739	129	291	420	42.0	191	4	162	178	37	81	714	71.4
Opponent Totals		10				236	624	.378	44	152	.289	160	225	.711	143	267	410	41.0	198	-	124	175	30	86	676	67.6

NON-CONFERENCE GAMES (6-8)

No.	Player	GP	GS	Min	TOTAL			3-PTS			REBOUNDS			PF	FO	A	TO	Blk	Stl	Pts	Avg					
					FG	FGA	Pct	3FG	FGA	Pct	FT	FTA	Pct									Off	Def	Tot	Avg	
23	JACKSON, Tye	12	11	389	32.4	57	179	.318	18	65	.277	29	42	.690	10	43	53	4.4	33	1	42	43	8	23	161	13.4
30	MCINTYRE, Twigg	14	13	457	32.6	60	153	.392	28	86	.326	35	44	.795	10	35	45	3.2	23	1	50	46	0	23	183	13.1
24	TAYLOR, Courtney	12	9	279	23.3	43	90	.478	0	2	.000	23	38	.605	34	55	89	7.4	29	1	10	18	10	9	109	9.1
15	MEYERS, Ryan	14	6	292	20.9	28	63	.444	0	1	.000	33	44	.750	25	47	72	5.1	41	3	17	34	3	18	89	6.4
51	HILL, Cobilyn	14	12	247	17.6	30	88	.341	0	0	.000	28	46	.609	35	37	72	5.1	37	1	4	19	26	5	88	6.3
33	JAMES, Whitney	14	6	237	16.9	28	68	.412	3	15	.200	15	23	.652	15	29	44	3.1	35	1	11	14	1	12	74	5.3
11	SCOTT, Brittney	14	0	164	11.7	20	65	.308	6	20	.300	17	22	.773	7	16	23	1.6	23	0	11	20	0	6	63	4.5
34	JOHNSON, Jasmine	14	8	206	14.7	15	53	.283	3	12	.250	18	24	.750	8	17	25	1.8	5	0	10	32	1	11	51	3.6
25	OBAZE, Alona	12	3	171	14.3	13	31	.419	7	21	.333	1	3	.333	9	16	25	2.1	12	0	8	15	1	8	34	2.8
21	JOSEPH, Ashlee'	14	1	92	6.6	17	37	.459	0	0	.000	4	9	.444	19	8	27	1.9	12	0	1	5	1	2	38	2.7
02	MORTON, Megan	9	0	70	7.8	5	26	.192	1	11	.091	8	10	.800	6	2	8	0.9	12	0	2	8	0	2	19	2.1
03	JAKOBSONE, Zane	3	0	24	8.0	2	4	.500	2	4	.500	0	0	.000	0	1	1	0.3	2	0	0	1	0	0	6	2.0
05	MASON, Brittany	14	1	154	11.0	7	25	.280	0	0	.000	7	9	.778	18	23	41	2.9	22	1	9	15	4	6	21	1.5
32	BRADLEY, Ryan	8	0	41	5.1	3	10	.300	1	5	.200	1	2	.500	4	5	9	1.1	5	0	1	3	1	2	8	1.0
Team												34	35	69	4.9	1										
Houston Totals		14				328	892	.368	69	242	.285	219	316	.693	234	369	603	43.1	292	9	176	274	56	127	944	67.4
Opponent Totals		14				331	860	.385	79	223	.354	240	336	.714	211	383	594	42.4	278	-	179	262	69	141	981	70.1

TEAM STATISTICS

OVERALL RECORD: 12-9 (Home: 6-4, Away: 5-4, Neutral: 1-1)

CONFERENCE USA: 6-1 (Home: 3-1, Away: 3-0)

Opponent	Date	Score	W/L	TOTAL			3-PTRS			REBOUNDS													
				FG	FGA	Pct	3FG	FGA	Pct	FT	FTA	Pct	Off	Def	Tot	Avg	PF	A	TO	Blk	Stl	Pts	Avg
TEXAS SOUTHERN	11/09/07	76-58	W	26	71	.366	6	18	.333	18	31	.581	18	33	51	51.0	21	15	17	4	16	76	76.0
at Cal State Bakersfield	11/13/07	83-95	L	31	69	.449	4	17	.235	17	20	.850	21	29	50	50.5	24	17	28	10	7	83	79.5
at Cal Poly	11/15/07	48-53	L	13	57	.228	3	15	.200	19	27	.704	20	33	53	51.3	21	6	24	3	7	48	69.0
MIDDLE TENNESSEE	11/19/07	68-69	L	25	52	.481	3	9	.333	15	19	.789	16	16	32	46.5	13	12	21	5	9	68	68.8
at Xavier #	11/23/07	47-69	L	18	78	.231	2	22	.091	9	14	.643	19	20	39	45.0	21	3	8	2	11	47	64.4
vs. Liberty #	11/24/07	61-70	L	19	74	.257	2	19	.105	21	32	.656	23	24	47	45.3	32	8	12	5	12	61	63.8
vs. McNeese State #	11/25/07	87-57	W	27	60	.450	9	19	.474	24	37	.649	20	36	56	46.9	18	15	25	6	13	87	67.1
No. 8/7 LSU	11/29/07	46-77	L	18	54	.333	3	12	.250	7	15	.467	13	26	39	45.9	20	9	25	2	5	46	64.5
at Texas Tech	12/04/07	66-63	W	26	71	.366	5	19	.263	9	11	.818	18	24	42	45.4	14	12	17	7	10	66	64.7
at Miami (Fla.)	12/08/07	63-62	W	24	57	.421	8	22	.364	7	11	.636	15	24	39	44.8	18	16	24	1	7	63	64.5
at Akron	12/16/07	76-81	L	27	68	.397	3	14	.214	19	28	.679	20	26	46	44.9	25	13	15	3	6	76	65.5
TCU	12/21/07	73-68	W	24	48	.500	6	11	.545	19	22	.864	5	27	32	43.8	25	13	24	4	7	73	66.2
DUKE	12/28/07	68-84	L	21	58	.362	7	22	.318	19	23	.826	13	22	35	43.2	20	15	20	3	7	68	66.3
LAMAR	01/02/08	82-75	W (OT)	29	75	.387	8	23	.348	16	26	.615	13	29	42	43.1	20	22	14	1	10	82	67.4
UTEP*	01/04/08	61-79	L	25	65	.385	4	19	.211	7	14	.500	21	26	47	43.3	19	16	21	6	4	61	67.0
TULANE*	01/06/08	74-64	W	22	44	.500	4	13	.308	26	32	.813	6	24	30	42.5	19	17	13	5	7	74	67.4
RICE*	01/13/08	71-66	W	22	62	.355	4	11	.364	23	29	.793	12	42	54	43.2	14	17	19	2	4	71	67.6
at UCF*	01/17/08	74-61	W	25	66	.379	4	14	.286	20	30	.667	14	36	50	43.6	19	12	16	3	10	74	68.0
SOUTHERN MISS*	01/20/08	71-61	W	22	70	.314	4	16	.250	23	28	.821	16	30	46	43.7	18	13	10	5	8	71	68.2
at Rice*	01/26/08	70-64	W	26	57	.456	5	13	.385	13	18	.722	8	23	31	43.0	19	18	15	5	12	70	68.2
at Memphis*	02/01/08	70-54	W	26	60	.433	8	17	.471	10	16	.625	21	32	53	43.5	18	19	26	3	12	70	68.3
at UAB*	02/03/08																						
TULSA*	02/07/08																						
SMU*	02/09/08																						
at UTEP*	02/14/08																						
at Tulane*	02/16/08																						
at Tulsa*	02/21/08																						
at SMU*	02/23/08																						
EAST CAROLINA*	02/28/08																						
MARSHALL*	03/01/08																						
Houston Totals		1,435		496	1,316	.377	102	345	.296	341	483	.706	332	582	914	43.5	418	288	394	85	184	1,435	68.3
Opponent Totals		1,430		491	1,297	.379	110	333	.330	338	475	.712	308	564	872	41.5	411	266	379	91	200	1,430	68.1

#-National City Xavier Invitational (Cincinnati, Ohio); *-Conference USA Game; ^-C-USA Championship (Orlando, Fla.)

TEAM GAME-BY-GAME STATISTICS

Opponent	Site/Date	FG-FGA	Pct.	3P-3PA	Pct.	FT-FTA	Pct.	Reb. (O-D-T)	PF	AS	TO	BS	ST	1st-2nd-OT	Pts.
at Houston	H	26-71	.366	6-18	.333	18-31	.581	18-33-51	21	15	17	4	16	33-43	76
Texas Southern	11/09/07	18-56	.321	8-19	.421	14-21	.667	9-35-44	25	11	24	11	5	30-28	58
Houston	A	31-69	.449	4-17	.235	17-20	.850	21-29-50	24	17	28	10	7	38-45	83
at Cal State Bakersfield	11/13/07	31-70	.443	9-17	.529	24-31	.774	14-19-33	20	11	17	3	17	54-41	95
Houston	A	13-57	.228	3-15	.200	19-27	.704	20-33-53	21	6	24	3	7	22-26	48
at Cal Poly	11/15/07	20-70	.286	1-13	.077	12-17	.706	20-28-48	21	13	16	5	12	28-25	53
at Houston	H	25-52	.481	3-9	.333	15-19	.789	16-16-32	13	12	21	5	9	34-34	68
Middle Tennessee	11/19/07	28-65	.431	8-24	.333	5-8	.625	22-15-37	21	18	19	3	14	41-28	69
Houston	A	18-78	.231	2-22	.091	9-14	.643	19-20-39	21	3	8	2	11	19-28	47
at Xavier #	11/23/07	24-51	.471	7-14	.500	14-24	.583	11-43-54	10	13	22	8	2	28-41	69
Houston	N	19-74	.257	2-19	.105	21-32	.656	23-24-47	32	8	12	5	12	29-32	61
vs. Liberty #	11/24/07	18-54	.333	2-6	.333	32-44	.727	19-37-56	27	9	20	6	3	29-41	70
Houston	N	27-60	.450	9-19	.474	24-37	.649	20-36-56	18	15	25	6	13	51-36	87
vs. McNeese State #	11/25/07	18-60	.300	5-18	.278	16-19	.842	7-19-26	23	8	20	1	15	23-34	57
at Houston	H	18-54	.333	3-12	.250	7-15	.467	13-26-39	20	9	25	2	5	19-27	46
No. 8/7 LSU	11/29/07	29-64	.453	4-10	.400	15-24	.625	17-28-45	19	20	13	9	16	41-36	77
Houston	A	26-71	.366	5-19	.263	9-11	.818	18-24-42	14	12	17	7	10	31-35	66
at Texas Tech	12/04/07	24-71	.338	5-19	.263	10-12	.833	23-29-52	16	13	20	5	10	28-35	63
Houston	A	24-57	.421	8-22	.364	7-11	.636	15-24-39	18	16	24	1	7	27-36	63
at Miami (Fla.)	12/08/07	22-56	.393	6-18	.333	12-18	.667	12-20-32	13	9	18	4	13	26-36	62
Houston	A	27-68	.397	3-14	.214	19-28	.679	20-26-46	25	13	15	3	6	33-43	76
at Akron	12/16/07	23-56	.411	11-23	.478	24-32	.750	11-24-35	18	17	15	6	7	29-52	81
at Houston	H	24-48	.500	6-11	.545	19-22	.864	5-27-32	25	13	24	4	7	32-41	73
TCU	12/21/07	20-58	.345	5-21	.238	23-30	.767	14-21-35	22	10	17	1	13	34-34	68
at Houston	H	21-58	.362	7-22	.318	19-23	.826	13-22-35	20	15	20	3	7	27-41	68
No. 13/14 Duke	12/28/07	30-67	.448	2-8	.250	22-31	.710	21-27-48	22	17	17	6	10	41-43	84
at Houston	H	29-75	.387	8-23	.348	16-26	.615	13-29-42	20	22	14	1	10	22-48-12	82 (OT)
Lamar	01/02/08	26-62	.419	6-13	.462	17-25	.680	11-38-49	21	10	24	1	4	46-24-5	75
at Houston	H	25-65	.385	4-19	.211	7-14	.500	21-26-47	19	16	21	6	4	30-31	61
UTEP*	01/04/08	30-64	.469	7-16	.438	12-19	.632	14-23-37	14	16	14	1	12	31-48	79
at Houston	H	22-44	.500	4-13	.308	26-32	.813	6-24-30	19	17	13	5	7	25-49	74
Tulane*	01/06/08	20-56	.357	4-14	.286	20-22	.909	14-19-33	19	11	13	2	4	33-31	64
at Houston	H	22-62	.355	4-11	.364	23-29	.793	12-42-54	14	16	19	2	4	36-35	71
Rice*	01/13/08	27-67	.403	4-18	.222	8-15	.533	5-30-35	21	17	12	7	5	36-30	66
Houston	A	25-66	.379	4-14	.286	20-30	.667	14-36-50	19	12	16	3	10	36-38	74
at UCF*	01/17/08	23-71	.324	2-17	.118	13-23	.565	19-32-51	22	13	19	3	9	25-36	61
at Houston	H	22-70	.314	4-16	.250	23-28	.821	16-30-46	18	13	10	5	8	21-50	71
Southern Miss*	01/20/08	21-70	.300	5-17	.294	14-14	1.000	19-34-53	26	13	18	4	3	29-32	61
Houston	A	26-57	.456	5-13	.385	13-18	.722	8-23-31	19	18	15	5	12	34-36	70
at Rice*	01/26/08	22-61	.361	2-14	.143	18-24	.750	18-26-44	15	9	20	2	10	23-41	64
Houston	A	26-60	.433	8-17	.471	10-16	.625	21-32-53	18	19	26	3	12	39-31	70
at Memphis*	02/01/08	17-48	.354	7-14	.500	13-22	.591	8-17-25	16	9	21	3	16	28-26	54
Houston	A														
at UAB*	02/03/08														
at Houston	H														
Tulsa*	02/07/08														
at Houston	H														
SMU*	02/09/08														
Houston	A														
at UTEP*	02/14/08														
Houston	A														
at Tulane*	02/16/08														
Houston	A														
at Tulsa*	02/21/08														
Houston	A														
at SMU*	02/23/08														
at Houston	H														
East Carolina	02/28/08														
at Houston	H														
Marshall	03/01/08														

*-Conference USA Game

#-National City Xavier Invitational (Cincinnati, Ohio)

^--C-USA Championship (Orlando, Fla.)

POINTS-REBOUNDS-ASSISTS

Opponent	2 • Morton	3 • Jakobson	5 • Mason	11 • Scott	15 • Meyers	21 • Joseph	23 • Jackson
TEXAS SOUTHERN (W, 76-58)	1-1-1	-	0-5-0	1-2-0	14-7-3	6-5-0	18-2-2
at Cal State Bakersfield (L, 83-95)	DNP-CD	-	0-3-0	0-0-1	8-8-2	6-3-0	15-3-5
at Cal Poly (L, 48-53)	11-2-0	-	6-9-2	0-0-0	0-5-0	1-3-0	8-8-2
MIDDLE TENNESSEE (L, 68-69)	2-1-0	-	2-8-3	14-1-1	4-5-1	2-0-0	15-5-1
at Xavier # (L, 47-69)	0-0-0	-	4-1-0	0-1-0	3-3-1	3-2-0	15-4-0
vs. Liberty # (L, 61-70)	0-0-0	-	1-1-0	0-0-0	2-3-1	3-2-0	9-3-0
vs. McNeese State # (W, 87-57)	3-3-1	-	6-4-2	6-3-4	10-5-3	7-8-0	DNP-INJ
No. 8/7 LSU (L, 46-77)	0-0-0	-	0-3-0	11-6-0	4-6-0	6-2-1	DNP-INJ
at Texas Tech (W, 66-63)	DNP-CD	-	0-2-1	8-3-1	4-1-2	2-0-0	6-5-1
at Miami (Fla.) (W, 63-62)	DNP-CD	-	0-0-0	5-2-0	1-1-1	0-0-0	15-8-7
at Akron (L, 76-81)	2-1-0	-	2-4-0	6-2-0	0-8-1	2-2-0	13-5-4
TCU (W, 73-68)	DNP-CD	0-0-0	0-1-1	10-2-0	13-5-0	0-0-0	14-2-4
DUKE (L, 68-84)	DNP-CD	6-0-0	0-0-0	2-0-2	8-7-2	0-0-0	12-4-9
LAMAR (W, 82-75 OT)	0-0-0	0-1-0	0-0-0	0-1-2	18-8-0	0-0-0	21-4-7
UTEP* (L, 61-79)	1-1-0	4-5-0	2-0-0	0-1-2	8-7-3	0-1-1	2-3-5
TULANE* (W, 74-64)	DNP-CD	0-0-0	DNP-CD	0-0-0	0-1-0	2-0-0	18-5-10
RICE* (W, 71-66)	DNP-CD	3-0-1	DNP-CD	3-0-0	4-9-2	2-4-0	6-4-4
at UCF* (W, 74-61)	2-0-0	3-1-1	0-1-0	0-0-0	2-5-0	2-3-0	3-11-6
SOUTHERN MISS* (W, 71-61)	DNP-CD	0-1-0	0-1-1	0-1-1	9-2-0	0-0-0	10-7-5
at Rice* (W, 70-64)	DNP-CD	0-0-0	DNP-CD	0-0-1	6-3-1	2-0-0	15-4-8
at Memphis* (W, 70-54)	DNP-INJ	0-0-0	0-0-0	0-0-0	2-0-0	5-5-0	11-6-7
at UAB*							
TULSA*							
SMU*							
at UTEP*							
at Tulane*							
at Tulsa*							
at SMU*							
EAST CAROLINA*							
MARSHALL*							

Opponent	24 • Taylor	25 • Obaze	30 • McIntyre	32 • Bradley	33 • James	34 • Johnson	51 • Hill
TEXAS SOUTHERN (W, 76-58)	1-8-1	3-1-3	9-6-4	DNP-CD	12-4-0	9-2-0	2-3-1
at Cal State Bakersfield (L, 83-95)	1-3-0	4-7-3	30-5-5	DNP-CD	2-4-1	9-2-0	8-9-0
at Cal Poly (L, 48-53)	DNP-INJ	0-1-0	11-5-1	0-0-0	2-4-1	9-2-0	8-9-0
MIDDLE TENNESSEE (L, 68-69)	18-4-1	0-0-0	11-2-5	DNP-CD	6-2-0	0-5-1	5-7-0
at Xavier # (L, 47-69)	6-9-0	0-1-1	4-2-1	2-0-0	0-1-0	5-6-0	5-3-0
vs. Liberty # (L, 61-70)	11-9-2	5-3-0	4-2-5	4-3-0	4-7-0	8-2-0	10-7-0
vs. McNeese State # (W, 87-57)	19-10-0	8-4-0	18-4-0	2-1-0	4-5-1	4-2-4	0-3-0
No. 8/7 LSU (L, 46-77)	2-4-1	3-1-0	8-3-6	0-2-0	0-1-0	6-4-0	6-5-1
at Texas Tech (W, 66-63)	13-11-1	DNP-INJ	17-3-3	DNP-CD	10-5-2	2-0-0	4-6-1
at Miami (Fla.) (W, 63-62)	12-8-0	DNP-INJ	11-2-6	DNP-CD	13-6-1	0-0-1	6-4-0
at Akron (L, 76-81)	DNP-INJ	2-2-0	18-1-5	0-2-1	8-4-1	0-0-1	23-13-0
TCU (W, 73-68)	6-8-0	3-1-0	10-1-2	0-0-0	8-3-3	7-2-3	2-3-0
DUKE (L, 68-84)	11-4-0	0-1-0	13-5-0	0-1-0	7-2-1	0-0-0	9-4-1
LAMAR (W, 82-75 OT)	9-11-4	6-3-1	19-4-7	DNP-CD	0-0-1	1-0-0	8-5-0
UTEP* (L, 61-79)	14-10-0	1-2-1	18-3-3	0-1-0	2-1-1	0-0-0	9-6-0
TULANE* (W, 74-64)	10-7-2	4-0-1	25-6-1	DNP-CD	3-3-2	0-0-1	12-5-0
RICE* (W, 71-66)	6-14-3	0-1-2	24-5-2	0-0-0	4-1-2	3-2-1	16-6-0
at UCF* (W, 74-61)	12-10-1	0-0-0	22-4-3	3-0-0	9-0-1	DNP-CD	16-7-0
SOUTHERN MISS* (W, 71-61)	14-12-0	3-3-1	24-4-3	2-1-0	4-3-1	3-2-0	2-3-1
at Rice* (W, 70-64)	14-7-2	3-1-0	10-3-4	DNP-INJ	14-4-1	0-0-0	6-4-1
at Memphis* (W, 70-54)	10-15-3	0-0-0	22-4-4	0-0-0	4-7-4	4-0-0	12-8-1
at UAB*							
TULSA*							
SMU*							
at UTEP*							
at Tulane*							
at Tulsa*							
at SMU*							
EAST CAROLINA*							
MARSHALL*							

#-National City Xavier Invitational (Cincinnati, Ohio); *-Conference USA Game; ^-C-USA Championship (Orlando, Fla.)

SEASON SUPERLATIVES

Individual

<i>Category</i>	<i>Houston High</i>	<i>Opponent High</i>
Points Scored	30, Twigg McIntyre, at Cal State Bakersfield (11/13/07)	30, Amber Holt, vs. Middle Tennessee (11/19/07)
Field Goals Made	12, Twigg McIntyre, at Cal State Bakersfield (11/13/07)	13, Amber Holt, vs. Middle Tennessee (11/19/07)
Field Goals Attempted	20, Tye Jackson, at Xavier (11/23/07) 20, Twigg McIntyre, at Cal State Bakersfield (11/13/07) 20, Tye Jackson, vs. Texas Southern (11/09/07)	27, Amber Holt, vs. Middle Tennessee (11/19/07)
Field-Goal Pct. (min. 5 made)	1.000 (7-7), Courtney Taylor, vs. Middle Tennessee (11/19/07) 1.000 (5-5), Cobilyn Hill, vs. Tulane (01/06/08)	.889 (8-9), Sylvia Fowles, vs. No. 8/7 LSU (11/29/07)
3-Point Field Goals Made	6, Twigg McIntyre, at Memphis (02/01/08)	5, Keyla Snowden, at Akron (12/16/07)
3-Point Field Goals Attempted	11, Twigg McIntyre, at Texas Tech (12/04/07)	11, Keyla Snowden, at Akron (12/16/07) 11, Maurita Reid, at Miami (12/08/07)
3-Point Field Goal Pct. (min. 2 made)	1.000 (2-2), Tye Jackson, vs. TCU (12/21/07)	.850 (4-4), Kelley Tarver, at Cal State Bakersfield (11/13/07) .850 (4-4), Jamelah Lewis, vs. Texas Southern (11/09/07)
Free Throws Made	12, Twigg McIntyre, vs. Rice (01/13/08)	9, Kelley Tarver, at Cal State Bakersfield (11/13/07)
Free Throws Attempted	14, Tye Jackson, vs. Tulane (01/06/08)	10, four times, last by Emma Cannon, at UCF (01/17/08)
Free Throw Pct. (min. 5 made)	1.000 - nine times	1.000 - four times
Total Rebounds	15, Courtney Taylor, at Memphis (02/01/08)	18, Ta'Shia Phillips, at Xavier (11/23/07)
Assists	10, Tye Jackson, vs. Tulane (01/06/08)	8, Wanisha Smith, vs. No. 13/14 Duke (12/28/07)
Blocked Shots	7, Cobilyn Hill, at Cal State Bakersfield (11/13/07)	6, Jessica Vann, vs. Texas Southern (11/09/07)
Steals	5, Courtney Taylor, at Memphis (02/01/08) 5, Twigg McIntyre, at Rice (01/26/08) 5, Twigg McIntyre, vs. Texas Southern (11/09/07) 5, Tye Jackson, vs. Texas Southern (11/09/07)	6, Krista Arase, at Cal State Bakersfield (11/13/07)
Minutes Played	40, Twigg McIntyre, vs. Middle Tennessee (11/19/07)	40, Lisa McBride, at Cal Poly (11/15/07)

Team

<i>Category</i>	<i>Houston High</i>	<i>Houston Low</i>	<i>Opponent High</i>	<i>Opponent Low</i>
Points Scored	87, vs. McNeese State (11/25/07)	46, vs. No. 8/7 LSU (11/29/07)	95, at Cal State Bakersfield (11/13/07)	53, at Cal Poly (11/15/07)
FGs Made	31, at Cal State Bakersfield (11/13/07)	13, at Cal Poly (11/15/07)	31, at Cal State Bakersfield (11/13/07)	17, at Memphis (02/01/08)
FGA	78, at Xavier (11/23/07)	44, vs. Tulane (01/06/08)	71, at UCF (01/17/08) 71, at Texas Tech (12/04/07)	48, at Memphis (02/01/08)
FG Pct.	.500 (22-44), vs. Tulane (01/06/08) .500 (24-48), vs. TCU (12/21/07)	.225 (13-57) at Cal Poly (11/15/07)	.471 (24-51), at Xavier (11/23/07)	.286 (20-70) at Cal Poly (11/15/07)
3-Pt. FGs Made	9, vs. McNeese State (11/25/07)	2, vs. Liberty (11/24/07) 2, at Xavier (11/23/07)	11, at Akron (12/16/07)	1, at Cal Poly (11/15/07)
3-Pt. FGA	23, vs. Lamar (01/02/08)	9, vs. Middle Tennessee (11/19/07)	24, vs. Middle Tennessee (11/19/07)	6, at Liberty (11/24/07)
3-Pt. FG Pct.	.545 (6-11), vs. TCU (12/21/07)	.091 (2-22) at Xavier (11/23/07)	.529 (9-17) at Cal State Bakersfield (11/13/07)	.077 (1-13) at Cal Poly (11/15/07)
FT Made	26, vs. Tulane (01/06/08)	7, vs. UTEP (01/02/08) 7, at Miami (12/08/07) 7, vs. No. 8/7 LSU (11/29/07)	32, vs. Liberty (11/24/07)	5, vs. Middle Tennessee (11/19/07)
FTA	37, vs. McNeese State (11/25/07)	11, at Texas Tech (12/04/07)	44, vs. Liberty (11/24/07)	8, vs. Middle Tennessee (11/19/07)
FT Pct.	.864 (19-22), vs. TCU (12/21/07)	.467 (7-15), vs. No. 8/7 LSU (11/29/07)	1.000 (14-14), vs. Southern Miss (01/20/08)	.583 (14-24), at Xavier (11/23/07)
Total Rebs.	56, vs. McNeese State (11/25/07)	30, vs. Tulane (01/06/08)	54, at Xavier (11/23/07)	25, at Memphis (02/01/08)
Fouls	32, vs. Liberty (11/24/07)	13, vs. Middle Tennessee (11/19/07)	27, vs. Liberty (11/24/07)	10, at Xavier (11/23/07)
Assists	22, vs. Lamar (01/02/08)	3, at Xavier (11/23/07)	20, vs. No. 8/7 LSU (11/29/07)	9, vs. Miami (12/08/07)
Turnovers	28, at Cal State Bakersfield (11/13/07)	8, at Xavier (11/23/07)	24, vs. Lamar (01/02/08) 24, vs. Texas Southern (11/09/07)	12, vs. Rice (01/13/08)
Blocks	10, at Cal State Bakersfield (11/13/07)	1, vs. Lamar (01/02/08)	11, vs. Texas Southern (11/09/07)	1, vs. UTEP (01/04/08) 1, vs. Lamar (01/02/08) 1, vs. TCU (12/21/07) 1, vs. McNeese State (11/25/07)
Steals	16, vs. Texas Southern (11/09/07)	4, vs. Rice (01/13/08) 4, vs. UTEP (01/04/08)	17, at Cal State Bakersfield (11/13/07)	2, at Xavier (11/23/07)
Pts./Half	51/1st vs. McNeese State (11/25/07)	19/1st vs. No. 8/7 LSU (11/29/07) 19/1st at Xavier (11/23/07)	54/1st at Cal State Bakersfield (11/13/07)	23/1st vs. McNeese State (11/25/07)
FG Pct./Half	.667 (12-14)/2nd vs. Tulane (01/06/08)	.171 (7-41)/1st vs. Southern Miss (01/20/08)	.654 (17-26)/1st vs. Lamar (01/02/08)	.242 (8-33)/2nd vs. Texas Southern (11/09/07)

STARTING LINEUPS

OPPONENT	DATE	1	2	3	4	5
TEXAS SOUTHERN	11/09/07	McIntyre	Jackson	James	Meyers	Hill
at Cal State Bakersfield	11/13/07	McIntyre	Jackson	James	Meyers	Hill
at Cal Poly	11/15/07	Johnson	McIntyre	Jackson	Joseph	Hill
MIDDLE TENNESSEE	11/19/07	McIntyre	Jackson	James	Mason	Meyers
at Xavier #	11/23/07	Johnson	McIntyre	Jackson	Taylor	Hill
vs. Liberty #	11/24/07	Johnson	McIntyre	Meyers	Taylor	Hill
vs. McNeese State #	11/25/07	Johnson	Obaze	James	Taylor	Meyers
No. 8/7 LSU	11/29/07	Johnson	McIntyre	Obaze	Taylor	Hill
at Texas Tech	12/04/07	Johnson	McIntyre	Jackson	Taylor	Hill
at Miami (Fla.)	12/08/07	Johnson	McIntyre	Jackson	Taylor	Hill
at Akron	12/16/07	Johnson	McIntyre	Jackson	Meyers	Hill
TCU	12/21/07	McIntyre	Jackson	James	Taylor	Hill
DUKE	12/28/07	McIntyre	Jackson	James	Taylor	Hill
LAMAR	01/02/08	McIntyre	Obaze	Jackson	Taylor	Hill
UTEP*	01/04/08	McIntyre	Obaze	Jackson	Taylor	Hill
TULANE*	01/06/08	McIntyre	Jackson	James	Taylor	Hill
RICE*	01/13/08	McIntyre	Jackson	James	Taylor	Hill
at UCF*	01/17/08	McIntyre	Jackson	James	Taylor	Hill
SOUTHERN MISS*	01/20/08	McIntyre	Jackson	James	Taylor	Hill
at Rice*	01/26/08	McIntyre	Jackson	James	Taylor	Hill
at Memphis*	02/01/08	McIntyre	Jackson	James	Taylor	Hill
at UAB*	02/03/08					
TULSA*	02/07/08					
SMU*	02/09/08					
at UTEP*	02/14/08					
at Tulane*	02/16/08					
at Tulsa*	02/21/08					
at SMU*	02/23/08					
EAST CAROLINA*	02/28/08					
MARSHALL*	03/01/08					

MISCELLANEOUS STATISTICS (UH/OPP.)

OPPONENT	DATE	PTS. IN PAINT	PTS. OFF TURNOVERS	2ND CHANCE PTS.	FAST BREAK PTS.	BENCH PTS.
TEXAS SOUTHERN	11/09/07	32/10	25/15	12/3	12/0	21/13
at Cal State Bakersfield	11/13/07	44/38	18/32	14/9	18/2	20/19
at Cal Poly	11/15/07	6/18	7/18	15/12	0/0	23/18
MIDDLE TENNESSEE	11/19/07	32/26	21/25	17/29	8/4	36/24
at Xavier #	11/23/07	18/28	12/9	13/10	4/5	12/5
vs. Liberty #	11/24/07	26/20	17/12	20/15	6/4	26/15
vs. McNeese State #	11/25/07	34/14	14/14	19/5	9/7	42/26
No. 8/7 LSU	11/29/07	20/34	8/29	4/16	4/10	21/20
at Texas Tech	12/04/07	38/30	20/16	17/13	12/20	24/20
at Miami (Fla.)	12/08/07	24/20	14/21	25/16	0/6	19/11
at Akron	12/16/07	42/8	18/8	19/12	10/0	22/28
TCU	12/21/07	16/26	9/16	7/14	2/6	33/26
DUKE	12/28/07	18/44	17/25	12/25	0/0	16/32
LAMAR	01/02/08	38/26	25/11	13/9	14/0	19/5
UTEP*	01/04/08	36/42	15/29	19/12	6/8	17/15
TULANE*	01/06/08	32/14	9/10	7/16	10/0	6/17
RICE*	01/13/08	32/18	23/19	10/5	0/10	15/25
at UCF*	01/17/08	38/30	21/9	20/16	6/0	12/27
SOUTHERN MISS*	01/20/08	36/16	14/8	13/23	6/4	17/11
at Rice*	01/26/08	36/20	22/15	2/9	6/6	11/20
at Memphis*	02/01/08	32/6	18/16	9/4	8/0	11/9
at UAB*	02/03/08					
TULSA*	02/07/08					
SMU*	02/09/08					
at UTEP*	02/14/08					
at Tulane*	02/16/08					
at Tulsa*	02/21/08					
at SMU*	02/23/08					
EAST CAROLINA*	02/28/08					
MARSHALL*	03/01/08					
Totals		630/488	347/367	287/273	141/86	423/386