

CRUSADER GAME NOTES

Valparaiso (22-13) at Houston (23-9)

Quarterfinal - College Basketball Invitational

Hofheinz Pavilion - Houston, Texas

Monday, March 24, 2008 - 8 p.m. CDT

2007-2008 CRUSADER SCHEDULE

DATE	OPPONENT	TIME	RESULT
Nov. 3	St. Joseph's (Ind.) !	7:05 p.m.	W 82-59
Nov. 12	Grace #	7:05 p.m.	W 90-59
Nov. 15	at IPFW	6 p.m.	W 74-64
Nov. 20	at Vanderbilt #	7 p.m.	L 87-78
Nov. 23	vs. Maryland Eastern Shore #	3:30 p.m.	W 66-55
Nov. 24	vs. Austin Peay #	2:30 p.m.	W 61-47
Nov. 28	Western Michigan	7:05 p.m.	W 77-65
Dec. 1	Ball State	7:30 p.m.	W 71-58
Dec. 6	at Wright State *	6 p.m.	W 71-66
Dec. 8	at Detroit *	3:05 p.m.	W 81-68
Dec. 11	Evansville	7:05 p.m.	W 75-67
Dec. 15	Chicago State	7:05 p.m.	W 90-61
Dec. 22	at Wisconsin	7:30 p.m.	L 68-58
Dec. 30	at #1/1 North Carolina	6:30 p.m.	L 90-58
Jan. 2	Indiana Wesleyan	7:05 p.m.	W 93-46
Jan. 5	at #16/17 Butler *	1 p.m.	L 73-65
Jan. 10	Milwaukee *	7:05 p.m.	L 71-69
Jan. 12	Green Bay *	7:05 p.m.	W 82-73
Jan. 17	at Youngstown State *	6:35 p.m.	W 67-61
Jan. 19	at Cleveland State *	6:30 p.m.	L 69-63
Jan. 24	UIC *	7:05 p.m.	W 60-56
Jan. 26	Loyola *	7:05 p.m.	L 65-63
Feb. 5	#10/11 Butler *	8 p.m.	L 71-68
Feb. 7	at Green Bay *	7:05 p.m.	L 76-71 (ot)
Feb. 11	at UIC *	7 p.m.	L 77-53
Feb. 14	Cleveland State *	7:05 p.m.	L 71-58
Feb. 16	Youngstown State *	7:05 p.m.	W 77-58
Feb. 20	at Loyola (Ohio)	7 p.m.	L 68-61
Feb. 23	Miami (Ohio)	5 p.m.	W 99-94 (2ot)
Feb. 25	at Milwaukee *	8 p.m.	W 66-57
Feb. 28	Detroit *	7:05 p.m.	W 59-56
Mar. 1	Wright State *	11 a.m.	W 75-73 (ot)
Mar. 4	Green Bay	7 p.m.	W 75-67
Mar. 7	vs. Wright State \$	5 p.m.	W 72-67
Mar. 8	vs. Cleveland State \$	3:30 p.m.	L 78-73
Mar. 18	at Washington %	8 p.m.	W 72-71
Mar. 23	at Houston %	8 p.m.	

All times Central.

Home games in bold and played at Athletics-Recreation Center.

! - Indicates exhibition game

- South Padre Island Invitational (Campus sites/South Padre Island, Texas)

\$ - Horizon League Championship (Campus sites/Indianapolis, Ind.)

% - College Basketball Invitational (Campus sites)

* - Indicates Horizon League game

2007-2008 CRUSADER ROSTER

#	Name	Pos.	Ht.	Wt.	Yr.	Hometown/H.S. (Prev. School)
00	Urule Igbavboa	F	6'9"	230	Jr.	Oakdale, Minn./Tartan
1	Michael Rogers	G	6'6"	205	Fr.	Kingston, Jamaica/Redemption [N.Y.] Christian
2	Benjamin Fumey	F	6'8"	235	Fr.	Bremen, Germany/Freie Hansestadt
3	Matt Bennett	G	6'3"	180	So.	Indianapolis, Ind./Brebeuf Jesuit
10	Brandon McPherson	G	6'1"	205	Jr.	Indianapolis, Ind./Lawrence North
11	Calum MacLeod	C	7'1"	245	Sr.	Wellington, New Zealand/Hutt Valley [Northeastern J.C.]
13	Samuel Haanpää	G	6'8"	205	So.	Kerava, Finland/Cornerstone [Texas] Christian
14	Howard Little	G	6'4"	200	Fr.	Crete, Ill./Stoneridge [Calif.] School
23	Jarryd Loyd	G	6'0"	170	Sr.	Lincolnwood, Ill./Niles West
33	Jake Diebler	G	6'3"	180	Jr.	Upper Sandusky, Ohio/Upper Sandusky
35	Shawn Huff	G/F	6'7"	210	Sr.	Helsinki, Finland/Makelanrinne
44	Bryan Bouchie	F	6'11"	245	Fr.	Washington, Ind./Washington

Head Coach: **Homer Drew** (19th season - 324-253 record at Valpo; 593-375 overall)

Associate Head Coach: **Bryce Drew**

Assistant Coaches: **Luke Gore** and **Chris Sparks**

PRONUNCIATION GUIDE

Bryan Bouchie: BOO-she

Jake Diebler: DEE-bler

Benjamin Fumey: FOO-me

Samuel Haanpää: HAHN-pa

Urule Igbavboa: ooh-ROO-leh IGG-ba-voa

Calum MacLeod: CAL-um mc-LOUD

The Matchup: After its first postseason victory in 10 years, Valparaiso will look to advance to the semifinals of the CBI on Monday night as the Crusaders play at Houston. The two teams have met up four times in program history, with the Cougars holding a 3-1 edge in the series.

Valpo Versus Conference USA: Monday's game will be the Crusaders' 16th meeting all-time with a current Conference USA squad. Valpo is 0-1 against UAB, 1-0 versus UCF and 0-1 versus Marshall. The Crusaders' most common current C-USA opponent has been Tulane, which Valpo holds a 5-3 all-time record against, including a 79-72 victory over the Green Wave on Dec. 2, 2005.

The College Basketball Invitational: In its inaugural year, the CBI is a 16-team postseason tournament that joins the NCAA Tournament and the NIT to give Division I teams three postseason tournaments. The CBI is single-elimination, up until the Championship Series, with all games being played at campus sites. Prior to the semifinals, the four remaining teams will be re-seeded. The Championship Series will be a best of three series (home-away-home), in which the higher seed will get the first and last (if necessary) home games.

Last Time Out: Shawn Huff scored the eventual game-winning basket with 2:45 to play and Valparaiso held Washington scoreless the rest of the way as the Crusaders earned a thrilling 72-71 victory over the Huskies in opening round action of the College Basketball Invitational Wednesday evening in Seattle, Wash. The win was the first by the Crusaders in postseason play since the 1997-98 squad advanced to the Sweet 16 of the NCAA Tournament. In addition, it is Valpo's first-ever victory over a current Pac-10 school. Freshman Bryan Bouchie paced the Crusaders in the scoring column with 20 points on 9-of-12 shooting, the second-highest output of his career. UruleIgbavboa added 17 points on 7-of-10 shooting to go along with six rebounds, while Brandon McPherson knocked down three triples on his way to 18 points.

On the Air: Today's game can be heard live on the Valpo Sports Radio Network, a four-station entity carrying Crusader athletics all over Northwest Indiana. Originating from WVUR, 95.1 FM in Valparaiso, the Valpo Sports Radio Network also includes WEFM, 95.9 FM in Michigan City; WAKE, 1500 AM in Valparaiso; and WWLO, 89.1 FM in Lowell. Veteran broadcaster Todd Ickow returns for his 17th season on play-by-play, while WVUR's Adam Amin will handle the color commentary.

SPORTS MEDIA RELATIONS

Credential requests should be made through Aaron Leavitt, Assistant Director of Sports Media Relations by contacting (219) 464-6953. Press row seating at the ARC is for credentialed media members ONLY. Phone lines are available upon request. Following each game, both head coaches and selected players will address the media in the Hospitality Room.

Assistant A.D./Media Relations: Ryan Wronkovicz


Assistant Director (MBB Contact): Aaron Leavitt

Office Phone: (219) 464-6953

Cell Phone: (518) 961-2505

Fax: (219) 464-5762

E-mail Address: aaron.leavitt@valpo.edu



CRUSADER GAME NOTES

Valparaiso (22-13) at Houston (23-9)

Quarterfinal - College Basketball Invitational

Hofheinz Pavilion - Houston, Texas

Monday, March 24, 2008 - 8 p.m. CDT

HORIZON LEAGUE

STANDINGS (as of Mar. 23)

TEAM	HL	OVR
Butler	16-2	30-3
Cleveland State	12-6	21-13
Wright State	12-6	21-10
UIC	9-9	18-15
Milwaukee	9-9	14-16
Valparaiso	9-9	22-13
Green Bay	9-9	15-15
Loyola	6-12	12-19
Youngstown State	5-13	9-21
Detroit	3-15	7-23

AWARD WINNERS

First Team

J'Nathan Bullock, Cleveland State
 Vaughn Duggins, Wright State
 A.J. Graves, Butler
 Mike Green, Butler (**Player of the Year**)
 Josh Mayo, UIC

Second Team

Jon Goode, Detroit
 Matt Howard, Butler
 Cedric Jackson, Cleveland State
 Paige Paulsen, Milwaukee
 Mike Schachtner, Green Bay

All-Newcomer Team

Rahmon Fletcher, Green Bay
 Matt Howard, Butler (**Newcomer of the Year**)
 Cedric Jackson, Cleveland State
 Deonte Roberts, Milwaukee
 Vytautas Sulskis, Youngstown State

All-Defensive Team

Terry Evans, Green Bay (**Defensive PoY**)
 Mike Green, Butler
 Cedric Jackson, Cleveland State
 Drew Streicher, Butler
 Scott VanderMeer, UIC

Co-Coaches of the Year

Brad Brownell, Wright State
 Gary Waters, Cleveland State

Sixth Man of the Year

Jarryd Loyd, Valparaiso

Keeping a Postseason Tradition Alive: With this year's bid to the CBI, the Crusaders' senior class of Shawn Huff, Jarryd Loyd and Calum MacLeod makes its first appearance in postseason play. The appearance keeps alive a streak that started with the Valpo basketball class of 1996, which was the first to experience postseason play on the D-I level. Since then, all 16 classes (counting through this year's freshman class) have appeared in at least one postseason tournament over their four years.

Ending the Season Strong: Valparaiso entered the CBI as one of the tournament's hottest teams. Prior to their loss to Cleveland State in the semifinals of the Horizon League Championship, the Crusaders had won six consecutive games dating back to their February 23 99-94 double overtime win over Miami [Ohio]. During the six-game win streak, Valpo won by an average of 5.3 points per game and won all six games by single figures, including two games that required extra time to determine a winner.

Loyd Rakes In League Honors....: Jarryd Loyd received recognition from the Horizon League March 3, being named the league's first-ever Sixth Man of the Year. The senior guard has come off the bench in all but one of Valparaiso's 35 games this season, averaging 11.9 points and 4.0 assists per game. He leads the team and is fourth in the Horizon in assists, and is also second on the Valpo squad in scoring. In league play, Loyd paced the circuit with a 1.87 assist-to-turnover ratio. Loyd also was named to the League's All-Tournament squad after averaging a team-best 17.3 points/game over Valpo's three games.

...As Does Huff: Fellow senior Shawn Huff was named the league's final Player of the Week of the regular season. Huff averaged 14 points per game in Valpo's wins over Milwaukee, Detroit and Wright State during the week as the Crusaders won all three contests to finish the regular season in a tie for fourth place in the league standings. He capped the week with a spectacular 3-point play against the Raiders with 1.6 seconds remaining in overtime to give Valpo the 75-73 victory, seen nationally on ESPN2.

INDIVIDUAL

HORIZON LEADERS

SCORING PPG

1. Jon Goode - Detroit	19.3
2. Josh Mayo - UIC	17.1
3. Mike Schachtner - UWGB	15.8
4. Byron Davis - YSU	15.5
5. J.R. Blount - Loyola	15.1

REBOUNDING RPG

1. Scott VanderMeer - UIC	7.5
2. Urule Igbavboa - Valpo	7.3
3. Scottie Wilson - WSU	7.2
4. John Barber - YSU	7.0
5. Terry Evans - UWGB	6.9

ASSISTS APG

1. Mike Green - Butler	5.1
2. Cedric Jackson - CSU	4.9
3. Spencer Stewart - UIC	4.2
4. Jarryd Loyd - Valpo	4.0
5. Will Graham - WSU	3.6

FIELD GOAL PCT. FG%

1. Matt Howard - Butler	.604
2. Jordan Pleiman - WSU	.601
3. Marcus Skinner - UWM	.583
4. Jack Liles - YSU	.547
5. Urule Igbavboa - Valpo	.544

3-POINT PCT. 3PT%

1. Shawn Huff - Valpo	.478
2. Josh Mayo - UIC	.470
3. Robert Kreps - UIC	.462
4. Mike Schachtner - UWGB	.457
5. Jon Goode - Detroit	.446

FREE THROW PCT. FT%

1. Mike Schachtner - UWGB	.904
2. A.J. Graves - Butler	.877
3. Josh Mayo - UIC	.841
4. Ryan Tillema - UWGB	.822
5. Randy Berry - UWGB	.817


Bringing Experience With Them: The Crusaders made the step up to the Horizon League this season with a core group of experienced players. Valpo returns eight of 11 players who took the court last season, including each of its top seven scorers. 93.6% of last year's scoring, 86.6% of last year's rebounding and 90.4% of last year's minutes played returned for the 2007-08 campaign, the highest returning percentage in each category among Horizon League squads.

Best Start: Nine conference championships. Seven NCAA Tournament appearances. A magical run to the Sweet 16. 302 wins. These are just some of the accomplishments that Crusader head coach Homer Drew and his players had piled up during Drew's first 18 seasons at the helm of the Valpo men's basketball program. But none of Drew's teams had accomplished what this year's squad did: winning ten of the season's first 11 games. The previous best start under Drew came from the 1996-1997 team, which started 9-2 in its first 11 contests.

HEAD COACH HOMER DREW

Dr. Homer Drew has built a championship legacy at Valpo and developed a program considered by many to be among the best at the NCAA Division I mid-major level. He led the 2007-08 squad to 10 wins in its first 11 contests, the best start the Crusaders have enjoyed since moving to Division I.

Drew entered the 2007-08 campaign ranked ninth among active Division I head coaches in career victories with 571 wins; a number which places him 37th all-time among coaches with at least 10 years of Division I coaching experience. Currently just 19 wins shy of 600 in his coaching career, Drew would become just the 29th Division I head coach to reach the milestone.



CRUSADER GAME NOTES

Valparaiso (22-13) at Houston (23-9)

Quarterfinal - College Basketball Invitational

Hofheinz Pavilion - Houston, Texas

Monday, March 24, 2008 - 8 p.m. CDT

CRUSADER ALL-TIME LEADERS POINTS

NAME	YEARS	POINTS
1. Bryce Drew	1994-98	2,142
2. Tracy Gipson	1989-93	1,785
3. Dan Oppland	2002-06	1,780
4. Lubos Barton	1998-02	1,675
5. Raitis Grafts	1999-03	1,621
6. Bruce Lindner	1967-70	1,539
7. Dick Jones	1965-68	1,520
8. Harry Bell	1984-88	1,508
9. David Redmon	1992-95	1,470
10. Jim Ford	1985-89	1,436
Shawn Huff	2004-pres.	1,024

REBOUNDS

NAME	YEARS	REBS
1. Chris Ensminger	1992-96	910
2. Raitis Grafts	1999-03	841
3. Dan Oppland	2002-06	782
4. Lubos Barton	1998-02	753
5. Joaquim Gomes	2000-04	704
6. John Wolfenberger	1970-73	702
7. Jeff Simmons	1978-82	681
8. Darryl Ashby	1974-78	662
9. Harry Bell	1984-88	647
10. Jim Ford	1985-89	641
18. Urule Igbavboa	2005-pres.	524

ASSISTS

NAME	YEARS	ASTS
1. Bryce Drew	1994-98	626
2. John McIlvain	1980-84	582
3. Ali Berdiel	2001-06	507
4. Jarryd Loyd	2004-pres.	401
5. Todd Smith	1985-89	368
6. Scott Anselm	1985-89	360
7. Lubos Barton	1998-02	360
8. Jamie Sykes	1993-98	359
9. Rob Cavanaugh	1990-94	329
10. Tracy Gipson	1989-93	316

Huff Breaks 1,000: Senior forward Shawn Huff reached a milestone in Valpo's Horizon League quarterfinal win over Wright State on March 7. Huff's fifth three of the game, which put Valpo ahead for good with under four minutes to play, gave the senior 1,001 career points. The senior reached the mark in his 105th career game, and has increased his scoring output each year, going from 4.4 points per game as a freshman to a team-best 12.7 points per game this year. Huff now stands at 1,024 career points after scoring eight points last time out against Washington.

Huff Among Tops in Nation: Shawn Huff ranks as the second most accurate 3-point shooter in the nation through games of March 16 and has now connected on 47.8% (88-of-182) of his tries from downtown this season. That mark would rank third in a single season in Crusader history, while his 89 makes have only been surpassed by Bryce Drew (3x) and Mike Jones all-time at Valpo. Huff has knocked down 168 career triples, sixth-most in Valpo history, and has connected on 43.4% of his attempts from behind the arc, good for third on Valpo's all-time chart in the category.

Crusaders Making Their Mark: Huff is not the only Crusader plastered throughout the Valpo record books, however. Jarryd Loyd currently ranks fourth in the Valpo annals in assists, having dished out 401 career helpers, and sits in tenth place in assists in a single season with a total of 139 this year. Three of the top-10 3-point shooters in Crusader history are on this year's squad, including Huff, Brandon McPherson and Samuel Haanpää, who tops Valpo's chart in the category. Meanwhile, Urule Igbavboa has connected on 55.7% of his shots over his first three seasons, tied for the third-best clip in program history. Igbavboa's 256 rebounds this season are the ninth-most in a single campaign all-time at Valpo, while his 524 career caroms rank 18th in the Crusader annals.

CRUSADER ALL-TIME LEADERS STEALS

NAME	YEARS	STLS
1. Lubos Barton	1998-02	190
2. Bryce Drew	1994-98	186
3. Ali Berdiel	2001-06	176
4. Scott Anselm	1985-89	174
5. Milo Stovall	1998-02	165
6. John McIlvain	1980-84	157
7. Jamie Sykes	1993-98	150
8. Raitis Grafts	1999-03	142
9. Tracy Gipson	1989-93	138
10. Todd Smith	1985-89	121
Jarryd Loyd	2004-pres.	107

BLOCKED SHOTS

NAME	YEARS	BLKS
1. Raitis Grafts	1999-03	228
2. Zoran Viskovic	1996-99	127
3. Joaquim Gomes	2000-04	111
4. Harry Bell	1984-88	94
5. Morris Smith	1979-81	90
6. Antti Nikkila	1999-03	84
7. Lubos Barton	1998-02	74
8. Jim Stueve	1982-86	72
9. Max Kipfer	1975-79	66
10. John Geary	1981-85	64
Urule Igbavboa	2005-pres.	47

THREE-POINT PCT.

NAME	YEARS	3PT%
1. Samuel Haanpää	2006-pres.	44.5%
2. Bryce Drew	1994-98	43.5%
3. Shawn Huff	2004-pres.	43.4%
4. Lance Barker	1991-95	42.8%
5. Seth Colclasure	2002-06	42.6%
6. Rob Cavanaugh	1990-94	42.3%
7. Brandon McPherson	2005-pres.	41.0%
Casey Schmidt	1992-94	41.0%
9. Mike Jones	1986-90	40.9%
10. Scott Anselm	1985-89	39.1%

Minimum 150 career attempts

Shakeup in the Starting Lineup: Valparaiso used the same starting lineup in each of the season's first 23 games, but since then, the lineup has been anything but stable. Five different quintets have been on the floor at the tip over the last 11 games. Michael Rogers has started the last eight games for Valpo, while Bryan Bouchie has earned seven starts. 10 of the 11 Valpo players who have seen the court this season have now started at least one game, with only Jake Diebler, Shawn Huff, and Urule Igbavboa starting every game.


Giving Viewers a Show: Valparaiso hosted three games on the family of ESPN networks from the ARC over a month's span earlier this season, and gave viewers dramatic endings to all three contests. The Crusaders' game against Butler on February 5 [ESPN2] came right down to a 3-point attempt at the buzzer. Valpo then defeated Miami on February 23 [ESPN Classic] in double overtime, and followed with an overtime win over Wright State on March 1 [ESPN2]. Valpo was one of just six schools to host three home games over that time span on one of the three ESPN networks, joining Indiana, Louisville, Notre Dame, Syracuse and Villanova.

Shooting From 19'9": Valparaiso has proven to be one of the nation's best 3-point shooting teams so far this season. The team average of 9.3 made 3-pointers per game is good for 11th nationally. It's not just one player that has been a threat for Valpo from behind the arc either, as the team's top three 3-point shooters are all averaging better than one make per game and are all connecting on at least 40% of their attempts from downtown. The Crusaders have been consistent from behind the arc as well, nailing at least seven 3-pointers in 32 of their 35 games, including reaching double figures on 15 occasions.

FUTURE CRUSADERS

Crusader head coach **Homer Drew** has announced that two players have inked National Letters of Intent during the early signing period and will be freshmen at Valpo starting with the 2008-09 season.

Erik Buggs, a 5'8" guard out of White Station H.S. in Memphis, Tenn., is ranked among the top-15 players in the Tennessee Class of 2008, while **Logan Jones**, a 6'2" guard from Madison H.S. in Madison, Ind., played on the Indiana Junior All-Stars team last summer.



CRUSADER GAME NOTES

Valparaiso (22-13) at Houston (23-9)

Quarterfinal - College Basketball Invitational

Hofheinz Pavilion - Houston, Texas

Monday, March 24, 2008 - 8 p.m. CDT

TEAM COMPARISON

	VALPO	HOU
Record	22-13	23-9
RPI *	97	80
Points Scored	71.2	78.8
Points Allowed	67.2	70.3
First Half Pts.	33.2	38.8
Second Half Pts.	36.9	40.0
FG%	45.1%	41.0%
Opp. FG%	42.7%	43.1%
3-pt. %	38.8%	35.9%
Opp. 3-pt. %	33.3%	33.9%
Free Throw %	67.3%	77.2%
Total Rebounds	33.9	36.9
Offensive Rebs.	9.3	12.5
Reb. Margin	+ 0.2	- 2.2
Assists	14.1	12.5
Turnovers	13.2	11.2
TO Forced	12.9	16.5
Steals	4.7	8.5
Blocks	2.4	3.7
Home Attendance	3,666	4,509

* - RPI from www.kenpom.com

GAME-BY-GAME

OPPONENT	DATE	SCORE	W/L	FG-FGA	PCT	3FG-FGA	PCT	FT-FTA	PCT	REB	ASST	TO
GRACE	11/12	90-59	W	32-69	.464	10-27	.370	16-28	.571	48	17	10
at IPFW	11/15	74-64	W	24-48	.500	9-15	.600	17-25	.680	28	13	10
at Vanderbilt	11/20	87-78	L	29-79	.367	13-33	.394	7-12	.583	45	14	15
vs. Md. Eastern Shore	11/23	66-55	W	22-58	.379	2-22	.091	20-33	.606	50	14	16
vs. Austin Peay	11/24	61-47	W	21-42	.500	11-22	.500	8-12	.667	35	16	21
W. MICHIGAN	11/28	77-65	W	26-45	.578	11-23	.478	14-25	.560	31	16	16
BALL STATE	12/1	71-58	W	25-54	.463	13-31	.419	8-14	.571	32	16	11
at Wright State *	12/6	71-66	W	21-45	.467	11-26	.423	18-24	.750	30	16	11
at Detroit *	12/8	81-68	W	30-45	.667	10-20	.500	11-12	.917	17	15	13
EVANSVILLE	12/11	75-67	W	25-53	.472	5-18	.278	20-25	.800	31	12	9
CHICAGO STATE	12/15	90-61	W	30-60	.500	16-28	.571	14-19	.737	40	23	11
at Wisconsin	12/22	68-58	L	20-52	.385	7-22	.318	11-17	.647	28	13	15
at #1/1 N. Carolina	12/30	90-58	L	23-65	.354	9-29	.310	3-10	.300	31	10	15
IND. WESLEYAN	1/2	93-46	W	32-53	.604	12-20	.600	17-23	.739	43	23	16
at #16/17 Butler *	1/5	73-65	L	24-50	.480	7-19	.368	10-17	.588	32	12	16
MILWAUKEE *	1/10	71-69	L	27-51	.529	7-15	.467	8-12	.667	25	14	13
GREEN BAY *	1/12	82-73	W	28-65	.431	9-29	.310	17-26	.654	35	17	5
at Youngstown St. *	1/17	67-61	W	22-57	.386	10-27	.370	13-17	.765	38	16	15
at Cleveland St. *	1/19	69-63	L	24-55	.436	9-24	.375	6-7	.857	28	15	14
UIC *	1/24	60-56	W	22-50	.440	7-21	.333	9-13	.692	33	12	12
LOYOLA *	1/26	65-63	L	21-48	.438	8-19	.421	13-19	.684	32	12	14
#10/11 BUTLER *	2/5	71-68	L	23-53	.434	9-21	.429	13-15	.867	36	10	13
at Green Bay *	2/7	76-71	L(ot)	25-54	.463	12-26	.462	9-18	.500	38	9	19
at UIC *	2/11	77-53	L	19-55	.345	9-26	.346	6-9	.667	30	13	16
CLEVELAND ST. *	2/14	71-58	L	19-46	.413	9-23	.391	11-14	.786	26	15	14
YOUNGSTOWN ST. *	2/16	77-58	W	26-48	.542	11-24	.458	14-23	.609	32	16	11
at Loyola *	2/20	68-61	L	22-52	.423	8-20	.400	9-17	.529	29	14	10
MIAMI	2/23	99-94	W(2ot)	35-67	.522	11-20	.550	18-25	.720	35	14	9
at Milwaukee *	2/25	66-57	W	21-48	.438	8-21	.381	16-26	.615	44	11	15
DETROIT *	2/28	59-56	W	19-47	.404	10-30	.333	11-17	.647	31	13	12
WRIGHT ST. *	3/1	75-73	W(ot)	26-65	.400	13-36	.361	10-14	.714	43	16	10
GREEN BAY	3/4	75-67	W	20-53	.377	4-16	.250	31-45	.689	39	6	14
vs. Wright State	3/7	72-67	W	24-52	.462	8-29	.276	16-19	.842	29	11	13
vs. Cleveland St.	3/8	78-73	L	23-58	.397	8-26	.308	19-24	.792	27	12	13
at Washington	3/18	72-71	W	29-60	.483	7-25	.280	7-13	.538	34	18	16

2007-08 TEAM MILESTONES


Most points	99, Miami
Fewest points	53, at UIC
Most points allowed	94, Miami
Fewest points allowed	46, Indiana Wesleyan
Highest FG percentage	.667, at Detroit
Lowest FG percentage	.345, at UIC
Highest opponent FG percentage	.538, at UIC
Lowest opponent FG percentage	.264, vs. UMES
Most three-pointers made	16, Chicago State
Most three-pointers attempted	36, Wright State
Most three-point makes allowed	12, at Wright State
Fewest three-point makes allowed	0, Ball State
Most free throws made	31, Green Bay (3/4)
Most free throws attempted	45, Green Bay (3/4)
Most free throw makes allowed	28, at Butler
Fewest free throw makes allowed	5, at Youngstown State
Most rebounds	50, vs. UMES
Most offensive rebounds	21, at Vanderbilt
Fewest rebounds	17, at Detroit
Most rebounds allowed	47, at North Carolina
Fewest rebounds allowed	22, at Detroit
Most assists	23, twice
Fewest assists	6, Green Bay (3/4)
Most turnovers	21, vs. Austin Peay
Fewest turnovers	5, Green Bay (1/12)
Most turnovers forced	21, Green Bay (3/4)
Fewest opponent turnovers	6, Wright State
Most fouls	30, at Wisconsin
Fewest fouls	9, Cleveland State

2007-08 INDIVIDUAL MILESTONES

Most points, game	32, twice (M.R. Huff Miami)
Most points, half	19, Shawn Huff, Miami
Highest FG percentage	1.000, Urule Igbavboa, vs. APSU
Highest 3-pt. percentage	.833, twice (M.R. Haanpää UIC)
Highest free throw percentage	1.000, 13 times (M.R. McPherson vs. CSU)
Most rebounds	15, Urule Igbavboa, at Green Bay
Most assists	9, Jarryd Loyd, Indiana Wesleyan
Most turnovers	7, Shawn Huff, at Milwaukee
Most steals	4, Jake Diebler, at Wisconsin
Most blocks	3, twice (M.R. Huff at Loyola)
Most minutes played	44, Jake Diebler, Miami

VALPO'S RECORD WHEN...

Shooting better than opp.	15-4
Shooting worse than opp.	7-9
Leading at halftime	14-5
Trailing at halftime	7-7
Outrebounding opp.	12-4
Outrebounded by opp.	10-9
Scoring 75+ points	11-1
Scoring 70-74 points	5-2
Scoring 60-69 points	5-6
Scoring less than 60	1-4
Committing more TOs	8-8
Committing fewer TOs	11-4
Game decided by 5 or less pts.	7-5
Game decided by 6-10 pts.	6-5
Game decided by 11-15 pts.	5-1
Game decided by 15+ pts.	4-2
Making more threes than opp.	14-5



CRUSADER GAME NOTES

Valparaiso (22-13) at Houston (23-9)

Quarterfinal - College Basketball Invitational

Hofheinz Pavilion - Houston, Texas

Monday, March 24, 2008 - 8 p.m. CDT



#00
Urule
IGBAVBOA

Forward * Junior * 6'9"
Oakdale, Minn./Tartan

- Third on the team in scoring (10.9 PPG); leads Crusaders in rebounding (7.3 RPG) and field goal percentage (54.4%)
- Is second in the Horizon League in rebounding and ranks fifth in the league in field goal %
- Has scored in double figures each of the last five games and 19 times on the season
- Put up 17 points and team-high six boards in opening round win over Washington last time out
- Hit career-best 12 free throws Mar. 4 against Green Bay on way to 14 points and 10 rebounds
- Set career high with 22 points Feb. 23 in double-overtime victory over Miami, and also pulled down 13 rebounds
- Recorded first double-double of the season (15 points, 10 rebounds) Feb. 20 at Loyola
- Matched career high with 15 rebounds Feb. 7 at Green Bay


Opponent	Date	GS	Min	FG-FGA	3FG-FGA	FT-FTA	O-D	REB	PF	A	TO	Blk	Stl	Pts	
GRACE	11/12	*	22	3-6	0-0	2-6	1-5	6	2	0	0	0	0	8	
at IPFW	11/15	*	17	1-4	0-0	5-7	0-4	4	5	0	0	0	0	7	
at Vanderbilt	11/20	*	30	3-11	0-1	2-3	4-7	11	2	2	0	0	0	8	
vs Md. Eastern Shore	11/23	*	28	6-8	0-0	3-7	3-6	9	2	2	0	0	0	15	
vs Austin Peay	11/24	*	32	5-5	0-0	1-2	0-9	9	3	3	0	0	0	11	
W. MICHIGAN	11/28	*	33	6-8	0-0	3-6	0-7	4	4	2	0	0	0	15	
BALL STATE	12/1	*	27	6-9	0-1	1-5	4-5	9	4	0	0	0	3	13	
at Wright State	12/6	*	32	4-7	1-1	7-10	2-5	7	4	1	4	2	0	16	
at Detroit	12/8	*	34	4-6	0-0	3-3	0-3	3	4	1	4	0	0	11	
EVANSVILLE	12/11	*	29	6-10	0-0	6-6	2-4	6	3	0	3	1	1	18	
CHICAGO STATE	12/15	*	27	2-8	0-0	7-7	1-3	4	3	3	1	0	0	11	
at Wisconsin	12/22	*	31	0-5	0-1	5-8	1-6	5	4	4	2	0	2	5	
at North Carolina	12/30	*	24	0-3	0-0	0-0	0-3	3	3	2	1	0	0	0	
IND. WESLEYAN	1/2	*	25	2-5	0-1	3-5	0-7	7	0	0	0	0	0	7	
at Butler	1/5	*	23	3-5	0-0	1-3	0-6	4	3	3	0	0	0	8	
MILWAUKEE	1/10	*	29	6-9	0-1	1-3	1-2	4	1	0	1	1	0	14	
GREEN BAY	1/12	*	23	0-6	0-1	2-3	4-4	8	0	0	0	0	0	4	
at Youngstown St.	1/17	*	19	3-3	0-0	0-0	0-5	0	0	0	0	0	0	6	
at Cleveland St.	1/19	*	17	4-7	0-0	0-0	1-7	8	0	0	3	3	0	8	
UIC	1/24	*	34	3-7	0-0	3-6	3-8	11	5	4	0	0	1	9	
Loyola	1/26	*	28	3-8	0-0	5-6	2-3	3	1	1	1	1	1	11	
Butler	2/5	*	36	4-8	0-0	1-4	2-13	15	1	4	0	2	1	9	
at Green Bay	2/7	*	27	1-3	0-0	1-1	0-7	7	1	1	1	2	2	3	
at UIC	2/11	*	32	5-7	0-0	4-5	2-4	6	1	3	5	0	2	14	
Cleveland State	2/14	*	29	4-6	0-1	1-5	0-5	5	4	3	3	0	0	9	
Youngstown State	2/16	*	34	6-9	0-1	3-5	1-9	10	2	1	1	1	0	15	
at Loyola	2/20	*	38	8-15	0-0	6-10	4-9	13	4	0	1	1	0	22	
Miami	2/23	*	25	1-2	0-0	5-10	1-8	9	5	0	5	1	0	7	
at Milwaukee	2/25	*	33	4-7	0-0	1-3	4-5	9	5	1	0	0	2	9	
Detroit	2/28	*	31	4-9	0-0	5-6	3-4	7	3	2	0	0	0	13	
Wright State	3/1	*	23	1-3	0-0	12-20	5-5	10	3	0	1	0	0	14	
Green Bay	3/4	*	32	6-7	1-1	4-7	1-7	8	2	2	2	0	0	17	
vs. Wright State	3/7	*	25	5-7	0-0	5-7	3-3	6	1	1	2	0	0	15	
vs. Cleveland St.	3/8	*	31	7-10	1-1	2-3	2-4	5	5	2	2	0	0	17	
at Washington	3/18	*	31	7-10	1-1	2-3	2-4	5	5	2	2	0	0	17	
Totals			35-35	989	131-241	3-10	115-190	58-198	256	105	46	72	21	26	380

SEASON HIGHS

POINTS:	22, Miami (2/23/08)
REBOUNDS:	15, at Green Bay (2/7/08)
ASSISTS:	4, twice (M.R. 1/26/08)
STEALS:	3, Ball State (12/1/07)
BLOCKS:	3, UIC (1/24/08)
FGs MADE:	8, Miami (2/23/08)
3PTs MADE:	1, three times (M.R. 3/18/08)
FTs MADE:	12, Green Bay (3/4/08)

CAREER HIGHS

POINTS:	22, Miami (2/23/08)
REBOUNDS:	15, twice (M.R. 2/7/08)
ASSISTS:	10, at Chicago State (2/5/07)
STEALS:	3, Ball State (12/1/07)
BLOCKS:	4, Calumet (11/11/06)
FGs MADE:	8, four times (M.R. 2/23/08)
3PTs MADE:	1, four times (M.R. 3/18/08)
FTs MADE:	12, Green Bay (3/4/08)



#1
Michael
ROGERS

Guard * Freshman * 6'6"
Kingston, Jamaica/
Redemption [N.Y.] Christian

- Enjoyed third double-digit scoring effort of his career March 8, scoring ten points to go with eight rebounds against Cleveland State
- Stepped up in the national spotlight Mar. 1 against Wright State, going for career highs of 21 points and 12 rebounds in 38 minutes
- Hit 8-of-12 shots from the field against the Raiders, including 5-of-8 from behind the arc
- Made most of first career start Feb. 23 against Miami, scoring 10 points and grabbing five rebounds in 29 minutes of play
- Scored eight points in just six minutes of action at top-ranked North Carolina Dec. 30
- Hit three of his five field goal attempts against the Tar Heels, while also grabbing four boards


Opponent	Date	GS	Min	FG-FGA	3FG-FGA	FT-FTA	O-D	REB	PF	A	TO	Blk	Stl	Pts
GRACE	11/12		10	1-1	0-0	0-0	1-1	2	0	0	0	0	0	2
at IPFW	11/15		4	0-0	0-0	0-2	0-2	2	2	0	0	0	0	0
at Vanderbilt	11/20		4	0-0	0-0	0-0	Did Not Play	3	0	0	0	0	0	0
vs Md. Eastern Shore	11/23		4	0-0	0-0	0-0	1-2	3	0	0	0	0	0	0
vs Austin Peay	11/24		9	1-1	1-1	2-2	Did Not Play	1	0	0	0	0	0	5
W. MICHIGAN	11/28		9	1-1	1-1	2-2	Did Not Play	1	0	0	0	0	0	5
BALL STATE	12/1		5	0-0	0-0	0-0	0-0	0	0	0	0	0	0	0
at Wright State	12/6		12	1-2	0-1	0-0	2-3	5	0	1	2	0	0	2
at Detroit	12/8		6	0-0	0-0	0-0	0-0	0	0	0	0	0	0	0
EVANSVILLE	12/11		6	3-5	1-3	1-2	2-2	4	0	0	0	0	0	8
CHICAGO STATE	12/15		17	1-3	0-2	0-0	1-4	5	0	3	1	0	0	2
at Wisconsin	12/22		0+	0-0	0-0	0-0	0-0	0	0	0	0	0	0	0
at North Carolina	12/30		2	0-0	0-0	0-0	0-0	0	0	0	0	0	0	0
IND. WESLEYAN	1/2		0+	0-0	0-0	0-0	0-0	0	0	0	0	0	0	0
at Butler	1/5		2	0-0	0-0	0-0	0-0	0	0	0	0	0	0	0
MILWAUKEE	1/10		10	1-2	0-1	0-1	1-1	2	0	0	1	0	0	2
GREEN BAY	1/12		9	0-1	0-0	0-0	0-1	2	0	1	1	0	0	0
at Youngstown St.	1/17		3	0-0	0-0	0-0	0-1	1	0	0	0	0	0	0
at Cleveland St.	1/19		6	0-0	0-0	0-0	0-1	2	0	0	0	0	0	0
UIC	1/24		15	1-3	0-1	0-0	0-2	5	0	1	0	0	0	2
Loyola	1/26		4	0-0	0-0	0-0	0-0	0	0	0	0	0	0	0
Butler	2/5		11	0-2	0-0	0-0	0-0	0	0	0	0	0	0	0
at Green Bay	2/7		7	0-2	0-0	0-0	0-0	0	0	0	0	0	0	0
at UIC	2/11		1	0-0	0-0	0-0	0-0	0	0	0	0	0	0	0
Cleveland State	2/14		23	3-5	2-3	0-0	0-6	6	0	0	0	0	0	8
Youngstown State	2/16		24	3-6	2-3	0-0	0-6	6	2	2	0	0	0	7
at Loyola	2/20	*	29	4-10	1-3	0-1	3-3	3	0	1	0	1	0	10
Miami	2/23	*	26	8-10	0-3	0-3	2-7	3	0	0	0	0	0	8
at Milwaukee	2/25	*	39	0-9	0-3	1-2	2-1	11	1	1	2	0	0	0
Detroit	2/28	*	38	8-12	5-8	0-0	1-1	13	4	2	0	0	0	21
Wright State	3/1	*	22	1-4	0-2	0-0	0-0	3	3	0	1	1	0	2
Green Bay	3/4	*	32	1-1	0-0	0-0	1-2	3	0	1	0	0	0	0
vs. Wright State	3/7	*	22	4-9	1-3	1-1	1-7	8	3	0	1	0	0	10
vs. Cleveland St.	3/8	*	16	0-4	0-3	0-0	3-2	5	1	4	0	0	0	0
at Washington	3/18	*	16	0-4	0-3	0-0	3-2	5	2	1	4	0	0	0
Totals			30-8	387	35-82	12-41	9-16	26-66	92	29	16	20	4	81

SEASON HIGHS

POINTS:	21, Wright State (3/1/08)
REBOUNDS:	12, Wright State (3/1/08)
ASSISTS:	3, Indiana Wesleyan (1/2/08)
STEALS:	2, vs. Cleveland State (3/8/08)
BLOCKS:	2, Wright State (3/1/08)
FGs MADE:	8, Wright State (3/1/08)
3PTs MADE:	5, Wright State (3/1/08)
FTs MADE:	3, Miami (2/23/08)

CAREER HIGHS

POINTS:	21, Wright State (3/1/08)
REBOUNDS:	12, Wright State (3/1/08)
ASSISTS:	3, Indiana Wesleyan (1/2/08)
STEALS:	2, vs. Cleveland State (3/8/08)
BLOCKS:	2, Wright State (3/1/08)
FGs MADE:	8, Wright State (3/1/08)
3PTs MADE:	5, Wright State (3/1/08)
FTs MADE:	3, Miami (2/23/08)



CRUSADER GAME NOTES

Valparaiso (22-13) at Houston (23-9)

Quarterfinal - College Basketball Invitational

Hofheinz Pavilion - Houston, Texas

Monday, March 24, 2008 - 8 p.m. CDT



#2

Benjamin FUMEY

Forward * Freshman * 6'8"
**Bremen, Germany/
 Freie Hansestadt**

- Has not taken the floor in a Crusader uniform to date
- Played for the German Jr. National team
- Squad placed third at the 2007 European U-20 Championships

Opponent	Date	GS	Min	FG-FGA	3FG-FGA	FT-FTA	O-D	REB	PF	A	TO	Blk	Stl	Pts
GRACE	11/12						Did Not Play							
at IPFW	11/15						Did Not Play							
at Vanderbilt	11/20						Did Not Play							
vs Md. Eastern Shore	11/23						Did Not Play							
vs Austin Peay	11/24						Did Not Play							
W. MICHIGAN	11/28						Did Not Play							
BALL STATE	12/1						Did Not Play							
at Wright State	12/6						Did Not Play							
at Detroit	12/8						Did Not Play							
EVANSVILLE	12/11						Did Not Play							
CHICAGO STATE	12/15						Did Not Play							
at Wisconsin	12/22						Did Not Play							
at North Carolina	12/30						Did Not Play							
IND. WESLEYAN	1/2						Did Not Play							
at Butler	1/5						Did Not Play							
MILWAUKEE	1/10						Did Not Play							
GREEN BAY	1/12						Did Not Play							
at Youngstown St.	1/17						Did Not Play							
at Cleveland St.	1/19						Did Not Play							
UIC	1/24						Did Not Play							
Loyola	1/26						Did Not Play							
Butler	2/5						Did Not Play							
at Green Bay	2/7						Did Not Play							
at UIC	2/11						Did Not Play							
Cleveland State	2/14						Did Not Play							
Youngstown State	2/16						Did Not Play							
at Loyola	2/20						Did Not Play							
Miami	2/23						Did Not Play							
at Milwaukee	2/25						Did Not Play							
Detroit	2/28						Did Not Play							
Wright State	3/1						Did Not Play							
Green Bay	3/4						Did Not Play							
vs. Wright State	3/7						Did Not Play							
vs. Cleveland St.	3/8						Did Not Play							
at Washington	3/18						Did Not Play							
Totals														

0-0

SEASON HIGHS

POINTS:	None
REBOUNDS:	None
ASSISTS:	None
STEALS:	None
BLOCKS:	None
FGs MADE:	None
3PTs MADE:	None
FTs MADE:	None

CAREER HIGHS

POINTS:	None
REBOUNDS:	None
ASSISTS:	None
STEALS:	None
BLOCKS:	None
FGs MADE:	None
3PTs MADE:	None
FTs MADE:	None



#3

Matt BENNETT

Guard * Sophomore * 6'3"
**Indianapolis, Ind./
 Brebeuf Jesuit**

- Walk-on joined Crusader team prior to 2006-2007 campaign
- Has appeared in 11 games this season for Valpo
- Drained first career 3-pointer against UIC Feb. 11, setting a career-high with three points
- Hit a field goal in the final seconds at Cleveland State Jan. 19
- Scored first point of the season Jan. 2 against Indiana Wesleyan on first career free throw
- Registered first rebound and first assist of season against #1 North Carolina Dec. 30
- Brothers Marques and Michael played college basketball at Dayton and Ball State, respectively


Opponent	Date	GS	Min	FG-FGA	3FG-FGA	FT-FTA	O-D	REB	PF	A	TO	Blk	Stl	Pts
GRACE	11/12		3	0-0	0-0	0-2	0-0	0	0	0	0	0	0	0
at IPFW	11/15						Did Not Play							
at Vanderbilt	11/20						Did Not Play							
vs Md. Eastern Shore	11/23						Did Not Play							
vs Austin Peay	11/24						Did Not Play							
W. MICHIGAN	11/28						Did Not Play							
BALL STATE	12/1	1	0-0	0-0	0-0	0-0	0-0	0	0	0	0	0	0	0
at Wright State	12/6						Did Not Play							
at Detroit	12/8						Did Not Play							
EVANSVILLE	12/11						Did Not Play							
CHICAGO STATE	12/15	2	0-0	0-0	0-0	0-0	0-0	0	0	0	0	0	0	0
at Wisconsin	12/22	0+	0-0	0-0	0-0	0-0	0-0	0	0	1	0	0	0	0
at North Carolina	12/30	2	0-0	0-0	0-0	0-0	0-1	1	0	1	0	0	0	0
IND. WESLEYAN	1/2	5	0-1	0-0	1-2	0-0	0-0	0	0	0	0	0	0	1
at Butler	1/5						Did Not Play							
MILWAUKEE	1/10						Did Not Play							
GREEN BAY	1/12						Did Not Play							
at Youngstown St.	1/17						Did Not Play							
at Cleveland St.	1/19	0+	1-1	0-0	0-0	0-0	0-0	0	0	0	0	0	0	2
UIC	1/24						Did Not Play							
Loyola	1/26						Did Not Play							
Butler	2/5						Did Not Play							
at Green Bay	2/7	0+	0-0	0-0	0-0	0-0	0-0	0	0	0	0	0	0	0
at UIC	2/11	1	1-1	1-1	0-0	0-0	0-0	0	0	0	0	0	0	3
Cleveland State	2/14	1	0-0	0-0	0-0	0-0	0-0	0	0	0	0	0	0	0
Youngstown State	2/16	1	0-0	0-0	0-0	0-0	0-0	0	0	0	0	0	0	0
at Loyola	2/20						Did Not Play							
Miami	2/23						Did Not Play							
at Milwaukee	2/25						Did Not Play							
Detroit	2/28						Did Not Play							
Wright State	3/1						Did Not Play							
Green Bay	3/4						Did Not Play							
vs. Wright State	3/7						Did Not Play							
vs. Cleveland St.	3/8						Did Not Play							
at Washington	3/18						Did Not Play							
Totals		12-0	17	0-0	2-3	1-4	0-1	1	0	0	1	0	0	6

SEASON HIGHS

POINTS:	3, at UIC (2/11/08)
REBOUNDS:	1, at North Carolina (12/30/07)
ASSISTS:	1, at North Carolina (12/30/07)
STEALS:	None
BLOCKS:	None
FGs MADE:	1, twice (M.R. 2/11/08)
3PTs MADE:	1, at UIC (2/11/08)
FTs MADE:	1, Indiana Wesleyan (1/2/08)

CAREER HIGHS

POINTS:	3, at UIC (2/11/08)
REBOUNDS:	2, Southern Utah (2/22/07)
ASSISTS:	1, three times (M.R. 12/30/07)
STEALS:	1, three times (M.R. 2/15/07)
BLOCKS:	None
FGs MADE:	1, five times (M.R. 2/11/08)
3PTs MADE:	1, at UIC (2/11/08)
FTs MADE:	1, Indiana Wesleyan (1/2/08)



CRUSADER GAME NOTES

Valparaiso (22-13) at Houston (23-9)

Quarterfinal - College Basketball Invitational

Hofheinz Pavilion - Houston, Texas

Monday, March 24, 2008 - 8 p.m. CDT



#10
Brandon
McPHERSON

Guard * Junior * 6'1"

Indianapolis, Ind./Lawrence North

- Has reached double figures in scoring 15 times on the season
- Scored 18 points on 6-of-9 shooting last time out in win over Washington
- Scored team-best 17 points in win at Milwaukee Feb. 23, including four 3-pointers
- Matched season-high with 20 points Feb. 7 at Green Bay, including a career-best five triples
- Led Crusaders with 20 points Jan. 17 against Youngstown State, including 15 in the second half
- Recorded season-best marks of eight assists and five rebounds in Valpo's win Dec. 15 against Chicago State
- Enjoyed best shooting game of the year Dec. 8 at Detroit, connecting on 6-of-8 shots, including three 3-pointers, for a team-high 19 points

Opponent	Date	GS	Min	FG-FGA	3FG-FGA	FT-FTA	O-D	REB	PF	A	TO	Blk	Stl	Pts
GRACE	11/12	*	19	6-9	2-3	0-0	1-0	1	3	1	2	0	2	14
at IPFW	11/15	*	23	2-5	1-3	0-0	0-1	1	3	2	1	0	0	8
at Vanderbilt	11/20	*	17	3-6	2-3	0-0	0-0	0	4	3	2	0	0	5
vs Md. Eastern Shore	11/23	*	26	1-6	0-4	4-4	1-1	2	4	3	0	0	0	6
vs Austin Peay	11/24	*	18	2-3	2-3	1-2	0-1	1	1	1	4	0	0	7
W. MICHIGAN	11/28	*	17	1-4	1-3	4-4	0-0	0	2	2	2	0	1	7
BALL STATE	12/1	*	19	3-5	1-2	0-0	1-1	2	1	2	2	0	0	7
at Wright State	12/6	*	15	2-4	1-3	0-0	0-0	0	1	2	0	0	1	5
at Detroit	12/8	*	23	6-8	3-5	4-4	0-1	1	4	3	0	0	0	19
EVANSVILLE	12/11	*	24	3-8	0-4	3-4	1-1	2	1	2	1	0	0	9
CHICAGO STATE	12/15	*	25	2-4	0-0	1-2	1-4	5	2	8	2	0	2	5
at Wisconsin	12/22	*	29	5-12	2-4	2-4	1-2	3	4	3	2	0	3	14
at North Carolina	12/30	*	14	1-5	0-2	0-0	0-1	1	2	2	1	0	0	2
IND. WESLEYAN	1/2	*	18	5-6	3-4	0-0	0-0	0	0	3	3	0	0	13
at Butler	1/5	*	34	4-9	1-4	1-2	1-1	2	5	4	0	0	1	10
MILWAUKEE	1/10	*	34	6-9	2-3	1-2	1-1	2	4	3	4	0	1	15
GREEN BAY	1/12	*	22	2-6	0-2	2-2	1-3	4	0	4	0	0	0	6
at Youngstown St.	1/17	*	26	7-11	4-6	2-2	0-3	3	4	0	2	0	0	20
at Cleveland St.	1/19	*	27	4-7	2-2	2-3	1-1	2	5	4	1	0	1	12
UIC	1/24	*	24	1-9	0-5	4-4	0-2	2	1	2	1	0	0	6
Loyola	1/26	*	30	5-9	2-4	1-1	0-3	3	2	0	1	0	0	13
at Butler	2/5	*	31	5-9	4-6	0-0	0-1	1	3	2	1	0	0	14
at Green Bay	2/7	*	36	6-10	5-8	3-5	0-5	5	3	1	4	0	0	20
at UIC	2/11	*	16	0-1	0-0	0-0	0-1	1	0	0	0	0	0	0
Cleveland State	2/14	*	33	4-7	1-1	2-2	0-4	4	2	1	2	0	0	11
Youngstown State	2/16	*	28	2-6	0-3	3-5	0-1	1	2	1	2	0	0	7
at Loyola	2/20	*	31	3-8	1-3	2-2	0-3	3	4	2	0	0	0	9
Miami	2/23	*	35	3-12	1-4	0-0	0-1	1	5	2	1	0	0	7
at Milwaukee	2/25	*	30	5-10	4-6	3-4	0-4	4	1	2	0	0	1	17
Detroit	2/28	*	32	3-7	2-6	0-0	1-1	2	2	3	3	0	0	8
Wright State	3/1	*	30	3-10	0-5	2-2	1-3	4	3	4	2	0	0	8
Green Bay	3/4	*	31	1-7	0-3	4-6	1-3	4	1	1	3	0	0	6
vs. Wright State	3/7	*	30	4-10	2-5	6-6	0-1	1	2	1	1	0	1	16
vs. Cleveland St.	3/8	*	34	1-6	0-2	6-6	0-3	3	3	2	2	1	0	8
at Washington	3/18	*	28	6-9	3-5	3-4	0-3	3	3	4	1	0	0	18
Totals			35-26	909	117-258	52-126	66-82	13-61	74	89	80	53	14	352

SEASON HIGHS

POINTS: 20, twice (M.R. 2/7/08)
 REBOUNDS: 5, twice (M.R. 2/7/08)
 ASSISTS: 8, Chicago State (12/15/07)
 STEALS: 3, at Wisconsin (12/22/07)
 BLOCKS: 1, vs. Cleveland State (3/8/08)
 FGs MADE: 7, at Youngstown State (1/17/08)
 3PTs MADE: 5, at Green Bay (2/7/08)
 FTs MADE: 6, twice (M.R. 3/8/08)

CAREER HIGHS

POINTS: 24, twice (M.R. 12/23/06)
 REBOUNDS: 6, twice (M.R. 2/1/07)
 ASSISTS: 9, Marquette (11/27/06)
 STEALS: 3, twice (M.R. 12/22/07)
 BLOCKS: 1, ten times (M.R. 3/8/08)
 FGs MADE: 8, at Evansville (12/5/06)
 3PTs MADE: 5, twice (M.R. 2/7/08)
 FTs MADE: 8, twice (M.R. 12/23/06)



#11
Calum
MacLEOD

Center * Senior * 7'1"

**Wellington, New Zealand/
Hutt Valley [Northeastern J.C.]**

- Has seen action in 20 games this year for the Crusaders, averaging 2.2 points per game
- Made first start of season Feb. 11 at UIC, scoring two points and dishing out two assists
- Knocked down a 3-pointer and grabbed two rebounds Jan. 12 versus Green Bay
- Hit two shots Jan. 2 in 10 minutes against Indiana Wesleyan
- Pulled down two rebounds and blocked a shot at #1/1 North Carolina Dec. 30
- Put up nine points against both Grace (Nov. 12) and IPFW (Nov. 15)
- Grabbed a season-best three rebounds versus Grace, IPFW, and at Vanderbilt (Nov. 20)
- Has connected on 78.4% (40-of-51) of his free throw attempts in his two years at Valpo


Opponent	Date	GS	Min	FG-FGA	3FG-FGA	FT-FTA	O-D	REB	PF	A	TO	Blk	Stl	Pts
GRACE	11/12		13	3-7	1-3	2-3	0-3	3	0	0	2	0	0	9
at IPFW	11/15		13	3-6	0-0	3-4	0-3	3	0	0	0	2	0	9
at Vanderbilt	11/20		4	0-2	0-0	2-2	1-2	3	1	0	2	0	1	2
vs Md. Eastern Shore	11/23		3	0-0	0-0	0-0	0-1	1	1	0	1	1	0	0
vs Austin Peay	11/24						Did Not Play							
W. MICHIGAN	11/28		7	1-1	1-1	1-2	2-0	2	3	1	0	0	0	4
BALL STATE	12/1		6	0-1	0-1	0-0	0-0	0	2	1	0	0	0	0
at Wright State	12/6						Did Not Play							
at Detroit	12/8						Did Not Play							
EVANSVILLE	12/11						Did Not Play							
CHICAGO STATE	12/15		7	1-2	0-1	2-3	0-1	1	1	0	0	1	0	4
at Wisconsin	12/22		5	1-2	0-1	0-0	1-0	1	2	1	0	0	0	2
at North Carolina	12/30		4	0-0	0-0	0-0	1-1	2	0	0	0	1	0	0
IND. WESLEYAN	1/2		10	2-3	1-2	0-0	1-1	2	2	0	2	0	0	5
at Butler	1/5						Did Not Play							
MILWAUKEE	1/10						Did Not Play							
GREEN BAY	1/12		5	1-2	1-1	0-1	1-1	2	2	0	0	0	0	3
at Youngstown St.	1/17						Did Not Play							
at Cleveland St.	1/19						Did Not Play							
UIC	1/24		4	0-2	0-1	0-0	0-1	1	0	0	0	0	0	0
Loyola	1/26						Did Not Play							
at Butler	2/5						Did Not Play							
at Green Bay	2/7		2	0-0	0-0	2-3	0-0	0	0	0	0	0	0	2
at UIC	2/11	*	6	1-3	0-0	0-0	0-1	1	1	2	0	0	0	2
Cleveland State	2/14		1	0-0	0-0	0-0	0-0	0	0	0	0	0	0	0
Youngstown State	2/16		2	0-0	0-0	0-0	0-0	0	0	0	0	0	0	0
at Loyola	2/20		1	0-1	0-1	0-0	0-0	0	1	0	0	0	0	0
Miami	2/23						Did Not Play							
at Milwaukee	2/25		2	0-1	0-0	0-0	0-1	1	1	0	0	0	0	0
Detroit	2/28						Did Not Play							
Wright State	3/1						Did Not Play							
Green Bay	3/4						Did Not Play							
vs. Wright State	3/7		5	1-2	0-1	0-0	0-1	1	1	0	1	0	0	2
vs. Cleveland St.	3/8						Did Not Play							
at Washington	3/18		2	0-0	0-0	0-0	0-0	0	0	0	1	0	0	0
Totals			20-1	102	14-35	4-13	12-18	7-17	24	18	5	7	5	44

SEASON HIGHS

POINTS: 9, twice (M.R. 11/15/07)
 REBOUNDS: 3, three times (M.R. 11/20/07)
 ASSISTS: 2, at UIC (2/11/08)
 STEALS: 1, at Vanderbilt (11/20/07)
 BLOCKS: 2, Grace (11/12/07)
 FGs MADE: 3, twice (M.R. 11/15/07)
 3PTs MADE: 1, four times (M.R. 1/12/08)
 FTs MADE: 3, at IPFW (11/15/07)

CAREER HIGHS

POINTS: 18, Calumet (11/11/06)
 REBOUNDS: 9, at IPFW (11/13/06)
 ASSISTS: 2, at UIC (2/11/08)
 STEALS: 2, at IPFW (11/13/06)
 BLOCKS: 4, at IUPUI (2/8/07)
 FGs MADE: 8, Calumet (11/11/06)
 3PTs MADE: 2, IPFW (1/22/07)
 FTs MADE: 7, at UMKC (1/25/07)



CRUSADER GAME NOTES

Valparaiso (22-13) at Houston (23-9)

Quarterfinal - College Basketball Invitational

Hofheinz Pavilion - Houston, Texas

Monday, March 24, 2008 - 8 p.m. CDT



#13

**Samuel
HAANPÄÄ**

Guard * Sophomore * 6'8"
Kerava, Finland/

Cornerstone [Texas] Christian

- Has been sidelined for Valpo's last ten games due to illness

- Broke Valpo record for 3-pointers in a game, previously held by Bryce Drew, by knocking down 10 on 12 attempts Dec. 15 vs. Chicago State...scored career-high 32 points as well

- Named Horizon League Player of the Week (Dec. 17), HL Male Scholar-Athlete of the Week (Dec. 18), and The Mid-Majority Baller of the Week (Dec. 17) after record-setting performance

- Honored as HL Scholar-Athlete of the Month for December

- Scored 17 points in first 6:34 against Green Bay Jan. 12 on way to team-high 24 points

- Is Valpo's all-time leader in career 3-point percentage (44.5%)

Opponent	Date	GS	Min	FG-FGA	3FG-FGA	FT-FTA	O-D	REB	PF	A	TO	Blk	Stl	Pts	
GRACE	11/12	*	29	3-10	2-8	7-8	3-2	5	0	2	1	0	0	15	
at IPFW	11/15	*	29	3-5	2-2	1-2	0-2	2	2	0	2	0	2	9	
at Vanderbilt	11/20	*	27	0-11	0-7	0-0	0-1	1	2	0	0	1	1	0	
vs Md. Eastern Shore	11/23	*	21	1-8	1-7	0-0	2-3	5	2	2	2	0	0	3	
vs Austin Peay	11/24	*	35	6-10	6-9	3-4	0-3	3	1	1	2	0	0	21	
W. MICHIGAN	11/28	*	17	1-2	1-2	0-0	0-1	1	1	2	1	0	0	3	
BALL STATE	12/1	*	28	5-11	5-11	0-0	0-2	2	2	0	1	0	0	15	
at Wright State	12/6	*	27	0-1	0-1	0-1	0-3	3	1	2	3	0	0	0	
at Detroit	12/8	*	22	2-5	2-5	0-0	0-1	1	0	1	2	0	1	6	
EVANSVILLE	12/11	*	26	6-8	3-4	5-5	1-1	2	2	0	2	0	1	20	
CHICAGO STATE	12/15	*	31	11-13	10-12	0-0	1-3	4	1	3	1	0	2	32	
at Wisconsin	12/22	*	37	6-8	2-4	2-2	0-3	3	4	0	3	0	0	16	
at North Carolina	12/30	*	30	4-11	1-8	0-2	1-1	2	3	1	1	0	1	9	
IND. WESLEYAN	1/2	*	25	3-4	3-3	0-0	0-1	1	1	1	2	0	0	9	
at Butler	1/5	*	36	3-7	2-5	2-2	3-5	8	0	0	4	0	2	10	
MILWAUKEE	1/10	*	28	0-5	0-3	2-2	1-7	8	0	2	1	0	0	2	
GREEN BAY	1/12	*	33	8-13	4-8	4-4	2-2	4	1	2	0	0	0	24	
at Youngstown St.	1/17	*	26	2-6	2-5	0-0	0-4	4	0	0	2	0	0	6	
at Cleveland St.	1/19	*	25	1-7	1-4	0-0	0-3	3	2	1	2	0	1	3	
UIC	1/24	*	35	5-6	5-6	0-0	0-3	3	1	0	1	0	0	15	
Loyola	1/26	*	31	2-6	1-4	6-7	0-5	5	0	1	3	0	0	11	
Butler	2/5	*	29	0-3	0-3	6-6	0-1	1	1	1	4	0	0	6	
at Green Bay	2/7	*	35	2-5	2-5	1-2	0-4	4	3	1	4	0	0	7	
at UIC	2/11	*	14	1-3	1-3	0-0	0-0	0	2	0	0	0	0	3	
Cleveland State	2/14	*	19	2-6	2-6	0-0	0-1	1	1	0	2	0	0	6	
Youngstown State	2/16														
at Loyola	2/20						Did Not Play								
Miami	2/23						Did Not Play								
at Milwaukee	2/25						Did Not Play								
Detroit	2/28						Did Not Play								
Wright State	3/1						Did Not Play								
Green Bay	3/4						Did Not Play								
vs. Wright State	3/7						Did Not Play								
vs. Cleveland St.	3/8						Did Not Play								
at Washington	3/18						Did Not Play								
Totals			25-24	695	77-171	58-135	39-47	14-62	76	33	25	46	1	13	251

SEASON HIGHS

POINTS: 32, Chicago State (12/15/07)
 REBOUNDS: 8, twice (M.R. 1/10/08)
 ASSISTS: 3, Chicago State (12/15/07)
 STEALS: 2, four times (M.R. 1/19/08)
 BLOCKS: 1, at Vanderbilt (11/20/07)
 FGs MADE: 11, Chicago State (12/15/07)
 3PTs MADE: 10, Chicago State (12/15/07)
 FTs MADE: 7, Grace (11/12/07)

CAREER HIGHS

POINTS: 32, Chicago State (12/15/07)
 REBOUNDS: 9, at Centenary (1/4/07)
 ASSISTS: 3, four times (M.R. 12/15/07)
 STEALS: 2, four times (M.R. 1/19/08)
 BLOCKS: 1, three times (M.R. 11/20/07)
 FGs MADE: 11, Chicago State (12/15/07)
 3PTs MADE: 10, Chicago State (12/15/07)
 FTs MADE: 7, twice (M.R. 11/12/07)



#14

**Howard
LITTLE**

Guard * Freshman * 6'4"
Crete, Ill./

Stoneridge [Calif.] School

- Made first career start Feb. 23 against Miami, playing 16 minutes in double-overtime win

- Saw 20 minutes of action Jan. 19 against Cleveland State, scoring eight points and grabbing four rebounds

- Reached double figures in scoring for the first time in his career, going 4-of-5 from the floor for 11 points against Indiana Wesleyan Jan. 2

- Hit 3-of-4 shots from the field, including two 3-pointers, for eight points Nov. 15 at IPFW

- Scored six points and pulled down a career-high six rebounds Nov. 23 vs. Maryland Eastern Shore


Opponent	Date	GS	Min	FG-FGA	3FG-FGA	FT-FTA	O-D	REB	PF	A	TO	Blk	Stl	Pts
GRACE	11/12		16	1-4	0-1	1-3	2-3	5	1	1	0	0	2	3
at IPFW	11/15		17	3-4	2-2	0-0	0-3	3	3	1	0	0	0	8
at Vanderbilt	11/20		12	2-5	1-3	0-0	2-0	2	1	0	2	0	0	5
vs Md. Eastern Shore	11/23		20	3-9	0-1	0-0	3-3	6	1	0	2	0	0	6
vs Austin Peay	11/24		8	0-3	0-0	0-0	0-2	2	0	2	1	0	1	0
W. MICHIGAN	11/28		14	3-6	1-3	0-0	0-1	1	0	2	1	0	0	7
BALL STATE	12/1		13	0-1	0-1	1-2	1-0	1	2	1	0	0	0	1
at Wright State	12/6		3	0-1	0-1	0-0	0-0	0	1	0	0	0	0	0
at Detroit	12/8		11	1-2	1-2	0-0	0-3	3	3	0	2	0	1	3
EVANSVILLE	12/11		2	0-1	0-0	0-0	0-0	0	1	0	0	0	0	0
CHICAGO STATE	12/15		10	1-6	0-2	3-5	3-0	3	1	0	1	0	0	5
at Wisconsin	12/22		1	0-0	0-0	0-0	0-0	0	1	0	0	0	0	0
at North Carolina	12/30		5	0-2	0-1	0-1	0-0	2	1	1	2	0	1	0
IND. WESLEYAN	1/2		23	4-5	1-1	2-2	3-2	5	1	2	0	1	2	11
at Butler	1/5		2	0-0	0-0	0-0	0-0	0	2	0	1	0	0	0
MILWAUKEE	1/10						Did Not Play							
GREEN BAY	1/12		7	0-2	0-1	0-0	0-0	0	2	1	0	0	0	0
at Youngstown St.	1/17		8	0-4	0-3	0-0	0-0	0	0	0	0	0	1	0
at Cleveland St.	1/19		20	2-7	0-3	4-4	2-2	4	4	1	3	0	0	8
UIC	1/24		7	0-1	0-1	0-0	0-0	0	1	0	1	0	0	0
Loyola	1/26		15	2-3	0-0	0-0	0-1	1	5	0	1	0	2	4
Butler	2/5		9	2-4	1-2	0-0	0-1	1	2	0	0	0	0	5
at Green Bay	2/7		16	2-4	0-1	0-0	1-1	2	4	0	0	0	0	4
at UIC	2/11		13	0-5	0-1	3-4	2-2	4	1	0	2	0	0	3
Cleveland State	2/14		10	1-3	0-1	1-2	0-1	1	0	0	0	0	0	3
Youngstown State	2/16		1	0-0	0-0	0-0	0-0	0	0	0	0	0	0	0
at Loyola	2/20	*	6	1-2	0-1	0-0	0-0	0	1	0	0	0	0	2
Miami	2/23	*	16	1-2	0-0	0-0	0-1	1	3	1	0	1	2	2
at Milwaukee	2/25	*	8	0-1	0-0	0-0	0-0	0	1	0	0	0	1	0
Detroit	2/28	*	8	0-4	0-2	1-2	0-2	2	0	0	0	0	0	1
Wright State	3/1		3	0-0	0-0	0-0	0-0	0	0	0	0	0	0	0
Green Bay	3/4		1	0-0	0-0	0-0	0-0	0	0	0	0	0	0	0
vs. Wright State	3/7		2	0-1	0-0	0-0	0-0	0	0	0	0	0	0	0
vs. Cleveland St.	3/8		7	0-1	0-0	0-0	1-0	1	0	0	0	0	0	0
at Washington	3/18		3	1-2	0-0	0-0	0-0	0	0	1	0	0	0	2
Totals			34-3	317	30-94	7-34	16-25	22-28	50	43	14	19	2	83

SEASON HIGHS

POINTS: 11, Indiana Wesleyan (1/2/08)
 REBOUNDS: 6, vs. UMES (11/23/07)
 ASSISTS: 2, three times (M.R. 1/2/08)
 STEALS: 2, four times (M.R. 2/23/08)
 BLOCKS: 1, twice (M.R. 2/23/08)
 FGs MADE: 4, Indiana Wesleyan (1/2/08)
 3PTs MADE: 2, at IPFW (11/15/07)
 FTs MADE: 4, at Cleveland State (1/19/08)

CAREER HIGHS

POINTS: 11, Indiana Wesleyan (1/2/08)
 REBOUNDS: 6, vs. UMES (11/23/07)
 ASSISTS: 2, three times (M.R. 1/2/08)
 STEALS: 2, four times (M.R. 2/23/08)
 BLOCKS: 1, twice (M.R. 2/23/08)
 FGs MADE: 4, Indiana Wesleyan (1/2/08)
 3PTs MADE: 2, at IPFW (11/15/07)
 FTs MADE: 4, at Cleveland State (1/19/08)




CRUSADER GAME NOTES

Valparaiso (22-13) at Houston (23-9)

Quarterfinal - College Basketball Invitational

Hofheinz Pavilion - Houston, Texas

Monday, March 24, 2008 - 8 p.m. CDT



#23

**Jarryd
LOYD**

Guard * Senior * 6'0"
Lincolnwood, Ill./Niles West

- Horizon League Sixth Man of the Year
- Leads the Crusaders with 4.0 assists per game this season; second on the team in scoring at 11.9 ppg
- Currently ranks among Valpo's career top-10's in assists (401, 4th)
- Went for career-high 25 points in HL semifinals against Cleveland State
- Hit four free throws in the final 13 seconds in win over Wright State March 7
- Scored all 15 of his points in the second half in key win Feb. 28 against Detroit
- Scored Valpo's last seven points of the game in the final two minutes of the second overtime Feb. 23 against Miami
- Scored a game-high 24 points at #1/1 North Carolina Dec. 30

Opponent	Date	GS	Min	FG-FGA	3FG-FGA	FT-FTA	O-D	REB	PF	A	TO	Blk	Stl	Pts	
GRACE	11/12		23	5-8	2-2	2-4	3-2	5	1	4	3	0	1	14	
at IPFW	11/15	*	22	3-8	1-2	3-4	0-3	3	4	2	3	0	0	10	
at Vanderbilt	11/20	*	23	8-15	3-4	1-3	2-2	4	3	4	1	0	1	20	
vs Md. Eastern Shore	11/23	*	22	3-7	0-2	2-6	1-0	1	4	2	2	1	0	8	
vs Austin Peay	11/24	*	22	3-5	0-1	0-0	0-3	3	4	3	4	0	0	6	
W. MICHIGAN	11/28	*	26	3-4	2-3	1-4	0-3	3	3	5	5	0	0	9	
BALL STATE	12/1	*	20	1-5	0-2	2-2	0-2	2	3	7	3	0	0	4	
at Wright State	12/6	*	27	5-9	4-7	4-4	0-2	2	2	1	5	2	1	18	
at Detroit	12/8	*	21	2-5	0-1	2-2	0-2	2	4	2	4	0	0	6	
EVANSVILLE	12/11	*	29	5-10	2-4	3-6	0-5	5	1	1	4	0	0	15	
CHICAGO STATE	12/15	*	18	1-5	1-3	0-0	0-3	3	1	1	1	1	0	3	
at Wisconsin	12/22	*	15	3-7	1-3	1-2	1-0	1	3	0	0	0	0	8	
at North Carolina	12/30	*	31	9-17	5-7	1-3	0-1	1	3	2	5	3	0	24	
IND. WESLEYAN	1/2	*	27	6-9	1-2	6-7	0-3	3	3	9	1	1	0	19	
at Butler	1/5	*	25	7-12	1-3	0-1	1-3	4	1	5	5	0	0	15	
MILWAUKEE	1/10	*	26	7-11	3-4	1-2	0-2	2	3	3	0	0	0	18	
GREEN BAY	1/12	*	27	4-15	0-4	3-4	3-1	4	1	7	0	0	0	11	
at Youngstown St.	1/17	*	29	2-7	1-6	0-1	0-1	1	0	4	0	1	1	9	
at Cleveland St.	1/19	*	20	2-7	1-2	0-0	0-0	0	0	4	4	0	0	10	
UIC	1/24	*	26	5-12	1-2	2-2	0-0	0	0	4	4	0	1	16	
Loyola	1/26	*	28	6-17	2-6	2-3	1-2	0	0	0	0	0	0	10	
Butler	2/5	*	25	4-11	1-4	1-3	2-1	3	4	4	6	0	0	10	
at Green Bay	2/7	*	32	5-9	2-5	2-2	1-3	4	4	5	6	0	0	14	
at UIC	2/11	*	25	4-11	1-4	1-3	2-1	3	4	4	6	0	0	10	
Cleveland State	2/14	*	28	0-4	0-0	2-2	0-1	1	1	2	3	1	0	2	
Youngstown State	2/16	*	30	6-10	1-4	5-7	0-4	4	2	3	3	0	1	18	
at Loyola	2/20	*	24	2-6	2-3	1-3	0-1	1	1	4	3	0	0	7	
Miami	2/23	*	27	6-14	2-4	1-3	0-3	3	1	1	0	0	0	15	
at Milwaukee	2/25	*	27	3-11	1-4	5-8	1-1	2	3	5	5	0	0	12	
Detroit	2/28	*	32	4-12	2-9	5-5	0-4	4	3	5	4	1	0	15	
Wright State	3/1	*	28	3-14	2-9	1-2	1-1	2	3	4	3	0	0	9	
Green Bay	3/4	*	30	5-12	0-3	3-6	0-2	2	3	3	6	0	0	13	
vs. Wright State	3/7	*	30	4-12	0-7	6-6	2-5	7	4	3	4	0	0	14	
vs. Cleveland St.	3/8	*	35	8-20	5-12	4-6	0-4	4	4	3	2	0	1	25	
at Washington	3/18	*	27	2-8	0-4	0-0	0-5	5	4	3	2	0	2	4	
Totals			35-1	902	146-349	51-144	74-115	19-77	96	86	139	94	3	32	424

SEASON HIGHS

POINTS:	25, vs. Cleveland State (3/8/08)
REBOUNDS:	7, vs. Wright State (3/7/08)
ASSISTS:	9, Indiana Wesleyan (1/2/08)
STEALS:	2, 11 times (M.R. 3/18/08)
BLOCKS:	1, three times (M.R. 2/28/08)
FGs MADE:	9, at North Carolina (12/30/07)
3PTs MADE:	5, twice (M.R. 3/8/08)
FTs MADE:	6, vs. Wright State (3/7/08)

CAREER HIGHS

POINTS:	25, vs. Cleveland State (3/8/08)
REBOUNDS:	11, Northwestern St. (12/16/04)
ASSISTS:	9, twice (M.R. 1/2/08)
STEALS:	3, five times (M.R. 2/10/07)
BLOCKS:	1, seven times (M.R. 2/28/08)
FGs MADE:	9, at North Carolina (12/30/07)
3PTs MADE:	5, twice (M.R. 3/8/08)
FTs MADE:	7, Oakland (1/24/05)



#33

**Jake
DIEBLER**

Guard * Junior * 6'3"
**Upper Sandusky, Ohio/
Upper Sandusky**

- High-energy guard leads Crusaders in steals (1.2/game)
- Owns an assist/turnover ratio of 2.67 on the year
- Named the U.S. Army Horizon League Player of the Game in first round win over Green Bay, hitting 5-of-6 shots for 13 points while also taking multiple charges
- Dished out a team-best five assists and played a career-high 44 minutes Feb. 23 vs. Miami
- Hit ten 3-pointers over a three-game stretch Feb. 14-20
- Reached double figures for the second straight game, scoring 11 points Feb. 20 at Loyola
- Matched career-best with four 3-pointers Feb. 16 against Youngstown State, scoring a season-high 14 points


Opponent	Date	GS	Min	FG-FGA	3FG-FGA	FT-FTA	O-D	REB	PF	A	TO	Blk	Stl	Pts	
GRACE	11/12	*	24	1-3	1-2	2-2	1-3	4	2	1	1	1	3	5	
at IPFW	11/15	*	34	3-6	1-2	3-4	0-2	5	2	6	1	1	2	10	
at Vanderbilt	11/20	*	31	3-10	2-6	0-0	3-2	5	3	1	0	0	1	8	
vs Md. Eastern Shore	11/23	*	25	0-3	0-1	0-0	1-3	4	5	1	1	2	0	0	
vs Austin Peay	11/24	*	33	1-3	1-2	0-0	1-1	2	3	0	0	1	0	3	
W. MICHIGAN	11/28	*	37	2-6	2-6	1-2	1-6	7	3	1	1	0	0	7	
BALL STATE	12/1	*	29	1-5	1-3	2-3	1-2	3	2	5	3	0	0	5	
at Wright State	12/6	*	37	2-4	2-4	6-7	0-5	5	3	4	3	0	0	12	
at Detroit	12/8	*	32	2-4	1-2	0-0	0-1	1	3	4	0	0	2	5	
EVANSVILLE	12/11	*	33	0-1	0-0	1-2	4-2	6	2	4	2	0	0	1	
CHICAGO STATE	12/15	*	26	2-2	1-1	0-0	0-2	2	2	4	4	0	1	5	
at Wisconsin	12/22	*	37	0-3	0-2	0-0	0-2	2	5	3	0	0	0	4	
at North Carolina	12/30	*	31	1-4	0-2	0-0	0-1	1	2	1	2	1	0	2	
IND. WESLEYAN	1/2	*	7	0-0	0-0	0-0	0-0	0	0	4	1	1	0	0	
at Butler	1/5	*	27	4-7	2-3	0-0	0-6	6	4	0	0	2	0	10	
MILWAUKEE	1/10	*	33	1-6	1-4	0-0	0-3	3	3	3	3	0	1	3	
GREEN BAY	1/12	*	27	0-2	0-1	4-6	1-1	0	0	0	0	0	0	0	
at Youngstown St.	1/17	*	28	0-1	0-1	2-2	0-4	4	2	0	2	0	0	4	
at Cleveland St.	1/19	*	28	1-9	1-6	0-0	1-0	1	1	1	2	1	0	0	
UIC	1/24	*	28	0-1	0-1	0-0	0-1	1	1	2	1	1	0	0	
Loyola	1/26	*	17	1-1	1-1	0-0	0-1	1	1	1	1	1	0	0	
Butler	2/5	*	28	1-2	1-1	0-0	2-5	7	3	0	0	0	0	3	
at Green Bay	2/7	*	22	2-4	0-2	1-2	1-0	1	4	0	0	0	1	5	
at UIC	2/11	*	28	1-5	0-3	0-0	1-3	4	0	3	2	0	2	3	
Cleveland State	2/14	*	36	3-8	3-7	0-0	1-1	2	0	3	1	1	0	9	
Youngstown State	2/16	*	33	5-8	4-7	0-0	1-2	3	1	0	3	0	0	14	
at Loyola	2/20	*	34	3-4	3-4	2-2	0-0	0	0	2	0	0	0	11	
Miami	2/23	*	44	1-4	0-1	2-2	1-2	3	5	2	0	0	2	4	
at Milwaukee	2/25	*	37	1-4	0-3	2-2	1-2	3	3	3	2	0	1	4	
Detroit	2/28	*	34	4-9	2-6	1-1	0-2	2	3	1	0	1	2	11	
Wright State	3/1	*	41	1-5	1-5	0-0	2-1	3	1	2	1	0	0	3	
Green Bay	3/4	*	37	5-6	2-2	1-2	3-3	3	3	1	0	1	2	13	
vs. Wright State	3/7	*	37	1-5	0-4	0-0	1-0	1	2	5	2	0	0	2	
vs. Cleveland St.	3/8	*	31	0-6	0-4	0-0	1-0	1	4	6	3	0	0	0	
at Washington	3/18	*	34	1-7	1-6	0-0	1-5	6	2	3	0	0	0	0	
Totals			35-35	1080	54-158	34-105	30-39	28-73	101	92	88	33	8	41	172

SEASON HIGHS

POINTS:	14, Youngstown State (2/16/08)
REBOUNDS:	7, twice (M.R. 2/5/08)
ASSISTS:	6, twice (M.R. 3/8/08)
STEALS:	4, at Wisconsin (12/22/07)
BLOCKS:	2, vs. UMES (11/23/07)
FGs MADE:	5, twice (M.R. 3/4/08)
3PTs MADE:	4, Youngstown State (2/16/08)
FTs MADE:	6, at Wright State (12/6/07)

CAREER HIGHS

POINTS:	16, at Centenary (1/4/07)
REBOUNDS:	7, twice (M.R. 2/5/08)
ASSISTS:	6, twice (M.R. 3/8/08)
STEALS:	4, four times (M.R. 12/22/07)
BLOCKS:	2, vs. UMES (11/23/07)
FGs MADE:	5, three times (M.R. 3/4/08)
3PTs MADE:	4, three times (M.R. 2/16/08)
FTs MADE:	6, three times (M.R. 12/6/07)




CRUSADER GAME NOTES

Valparaiso (22-13) at Houston (23-9)

Quarterfinal - College Basketball Invitational

Hofheinz Pavilion - Houston, Texas

Monday, March 24, 2008 - 8 p.m. CDT



#35

**Shawn
HUFF**

Forward * Senior * 6'7"

Helsinki, Finland/Makelanrinne

- Named Horizon League Player of the Week March 3 after leading Crusaders to three straight wins to close out regular season

- Leads Valpo in scoring (12.7 PPG) and ranks second in rebounding (4.5 RPG)

- Has reached double figures in scoring 25 times on the season

- Scored a game-high 21 points in quarterfinal win against Wright State, knocking down five 3-pointers and surpassing 1,000 career points

- Made game-winning 3-point play with 1.6 seconds left in overtime in win over Wright State March 1

- Set career highs for points (32), field goals (10) and 3-pointers (6) Feb. 23 in win over Miami

- Scored 16 of his 18 points against Green Bay Jan. 12 in the second half, including a 3-pointer with 2:30 to go to give Valpo the lead for good

Opponent	Date	GS	Min	FG-FGA	3FG-FGA	FT-FTA	O-D	REB	PF	A	TO	Blk	Stl	Pts
GRACE	11/12	*	29	4-12	1-6	0-0	2-6	8	3	7	1	1	2	9
at IPFW	11/15	*	30	3-6	1-2	1-1	1-2	3	0	2	2	1	0	8
at Vanderbilt	11/20	*	35	6-10	4-7	2-2	2-7	9	0	1	4	1	1	18
vs Md. Eastern Shore	11/23	*	28	1-8	0-5	3-3	0-5	5	0	2	2	1	0	5
vs Austin Peay	11/24	*	33	4-8	2-6	1-2	3-6	6	3	2	2	0	0	11
W. MICHIGAN	11/28	*	33	6-7	3-4	4-5	2-2	4	3	0	4	1	0	19
BALL STATE	12/1	*	25	6-9	5-7	0-0	1-0	1	1	0	4	1	0	17
at Wright State	12/6	*	34	6-11	3-6	1-2	1-3	4	2	0	0	0	0	16
at Detroit	12/8	*	33	5-6	3-4	2-2	0-0	0	0	3	3	0	0	15
EVANSVILLE	12/11	*	34	1-8	0-5	2-2	2-2	4	1	1	0	2	0	4
CHICAGO STATE	12/15	*	24	4-8	3-5	0-0	0-5	5	1	0	3	0	1	11
at Wisconsin	12/22	*	35	3-10	2-6	0-0	2-6	8	8	2	3	0	0	8
at North Carolina	12/30	*	27	3-11	1-4	0-0	1-5	1	2	1	1	1	0	7
IND. WESLEYAN	1/2	*	26	5-7	3-4	1-1	0-7	7	1	2	3	3	1	14
at Butler	1/5	*	31	1-4	1-2	4-4	0-1	1	2	0	0	0	1	7
MILWAUKEE	1/10	*	33	4-6	1-1	2-2	2-1	1	1	2	1	1	1	11
GREEN BAY	1/12	*	31	6-14	4-10	2-2	2-2	3	3	0	0	0	0	18
at Youngstown St.	1/17	*	35	6-9	3-5	0-0	0-3	3	4	0	0	0	0	15
at Cleveland St.	1/19	*	31	4-8	4-7	0-0	1-1	6	1	1	0	0	0	10
UIC	1/24	*	33	4-8	1-5	0-0	1-6	1	0	0	0	0	0	9
Loyola	1/26	*	17	2-6	1-3	0-0	0-0	1	0	1	1	1	1	7
at Butler	2/5	*	31	3-6	1-3	0-0	3-5	6	0	0	0	0	0	9
at Green Bay	2/7	*	37	5-10	4-6	0-0	0-0	1	1	2	2	1	0	14
at UIC	2/11	*	33	7-16	5-11	0-0	1-0	1	2	2	2	2	0	19
Cleveland State	2/14	*	36	4-10	3-8	2-3	0-7	7	1	1	1	1	0	13
Youngstown State	2/16	*	30	2-5	2-4	4-4	0-5	5	4	2	3	0	1	10
at Loyola	2/20	*	31	2-10	1-3	1-2	1-2	3	2	3	2	3	0	6
Miami	2/23	*	40	10-13	6-8	6-7	0-1	1	4	2	4	0	0	32
at Milwaukee	2/25	*	34	4-5	2-3	1-2	1-3	4	4	0	7	2	0	11
Detroit	2/28	*	30	4-5	4-5	2-2	1-1	2	1	1	1	0	0	14
Wright State	3/1	*	37	6-12	4-7	1-2	2-2	4	4	1	3	0	0	17
Green Bay	3/4	*	34	3-10	2-5	8-8	1-6	7	4	1	2	0	0	16
vs. Wright State	3/7	*	34	8-14	5-10	0-0	1-2	3	2	0	2	0	0	21
vs. Cleveland St.	3/8	*	32	5-9	2-5	3-4	1-2	3	5	0	3	1	0	15
at Washington	3/18	*	31	3-8	1-4	1-3	3-1	4	3	3	3	0	0	8
Totals			35-35	1107	151-310	89-186	55-66	41-116	157	75	55	73	18	446

SEASON HIGHS

POINTS:	32, Miami (2/23/08)
REBOUNDS:	9, twice (M.R. 11/24/07)
ASSISTS:	7, Grace (11/12/07)
STEALS:	2, twice (M.R. 1/2/08)
BLOCKS:	3, at Loyola (2/20/08)
FGs MADE:	10, Miami (2/23/08)
3PTs MADE:	6, Miami (2/23/08)
FTs MADE:	8, Green Bay (3/4/08)

CAREER HIGHS

POINTS:	32, Miami (2/23/08)
REBOUNDS:	9, twice (M.R. 11/24/07)
ASSISTS:	7, Grace (11/12/07)
STEALS:	2, four times (M.R. 1/2/08)
BLOCKS:	3, at Loyola (2/20/08)
FGs MADE:	10, Miami (2/23/08)
3PTs MADE:	6, Miami (2/23/08)
FTs MADE:	11, UMKC (2/24/07)



#44

**Bryan
BOUCHIE**

Forward * Freshman * 6'11"

Washington, Ind./Washington

- Led Crusaders in opening round CBI win over Washington, going for 20 points on 9-of-12 shooting

- Started first-round win over Green Bay Mar. 4, putting up 11 points and pulling down six rebounds

- Has reached double figures in scoring nine times this season

- Made first career start Feb. 16 against Youngstown State, scoring 11 points and grabbing seven rebounds

- Scored eight straight points in the second half Jan. 17 at Youngstown State to give Valpo the lead for good; ended game with 15 points and seven rebounds

- Was almost perfect from the floor Dec. 8 at Detroit, hitting 8-of-9 shots for 16 points

- Had breakout game Nov. 23 vs. Maryland Eastern Shore, going off for 23 points and nine boards

Opponent	Date	GS	Min	FG-FGA	3FG-FGA	FT-FTA	O-D	REB	PF	A	TO	Blk	Stl	Pts
GRACE	11/12	*	12	5-9	1-2	0-0	1-3	4	1	1	1	0	0	11
at IPFW	11/15	*	11	3-4	1-2	1-1	0-2	4	4	0	0	1	0	8
at Vanderbilt	11/20	*	21	4-9	1-2	0-2	7-2	6	5	1	2	1	0	9
vs Md. Eastern Shore	11/23	*	23	7-9	1-2	8-13	3-6	9	1	2	1	2	0	23
vs Austin Peay	11/24	*	19	0-5	0-1	2-2	0-1	1	1	1	2	1	0	2
W. MICHIGAN	11/28	*	16	3-7	0-1	0-0	0-0	0	5	1	1	0	0	6
BALL STATE	12/1	*	23	2-7	0-2	0-0	0-4	4	2	2	0	0	0	4
at Wright State	12/6	*	25	2-8	0-3	0-0	0-4	4	4	3	0	2	0	4
at Detroit	12/8	*	24	8-9	0-1	0-1	0-3	3	0	0	0	2	0	16
EVANSVILLE	12/11	*	18	4-7	0-1	0-0	2-3	5	0	2	0	1	0	8
CHICAGO STATE	12/15	*	18	5-10	1-3	1-2	1-2	3	1	1	1	2	0	12
at Wisconsin	12/22	*	10	2-5	0-1	1-1	0-1	1	5	0	1	0	0	5
at North Carolina	12/30	*	26	2-7	1-2	1-2	1-2	3	2	1	1	2	0	6
IND. WESLEYAN	1/2	*	17	4-10	0-1	4-6	2-7	9	2	1	1	1	0	12
at Butler	1/5	*	22	2-6	0-2	1-4	1-2	3	1	0	0	0	0	5
MILWAUKEE	1/10	*	15	4-5	0-0	1-1	0-1	1	2	0	2	0	0	9
GREEN BAY	1/12	*	9	0-1	0-0	0-0	0-0	0	0	0	0	0	0	0
at Youngstown St.	1/17	*	20	5-10	0-1	5-8	3-4	7	2	0	1	1	2	15
at Cleveland St.	1/19	*	23	4-5	0-0	0-0	1-2	3	2	0	0	1	1	8
UIC	1/24	*	20	3-4	0-0	1-4	0-2	2	2	0	0	0	0	7
Loyola	1/26	*	16	2-4	0-0	1-2	2-1	2	0	0	2	0	0	5
at Butler	2/5	*	17	3-4	0-0	0-0	1-4	5	0	1	1	0	1	6
at Green Bay	2/7	*	5	0-0	0-0	0-0	0-0	0	4	0	0	1	0	0
at UIC	2/11	*	23	0-7	0-0	0-2	1-3	4	3	1	4	1	0	4
Cleveland State	2/14	*	3	0-1	0-0	0-0	0-0	0	1	0	0	0	0	0
Youngstown State	2/16	*	23	4-8	2-2	1-2	2-5	7	1	0	0	0	0	11
at Loyola	2/20	*	21	3-4	0-1	0-2	0-1	1	4	2	4	0	0	4
Miami	2/23	*	11	3-3	1-1	0-0	1-3	4	2	2	0	1	1	7
at Milwaukee	2/25	*	11	3-4	1-1	0-0	1-4	5	3	0	0	0	0	0
Detroit	2/28	*	11	0-0	0-0	0-2	0-2	2	1	1	1	0	0	0
Wright State	3/1	*	17	1-3	1-2	1-2	0-4	4	2	1	0	0	0	4
Green Bay	3/4	*	22	4-11	0-1	3-3	4-2	6	2	0	2	0	0	11
vs. Wright State	3/7	*	8	0-1	0-1	0-0	0-2	2	1	0	0	0	1	0
vs. Cleveland St.	3/8	*	4	0-0	0-0	0-0	0-0	0	0	0	0	0	1	0
at Washington	3/18	*	27	9-12	1-2	1-3	0-3	3	4	1	3	0	0	20
Totals			35-7	595	102-199	12-38	33-67	34-85	119	77	25	37	22	249

SEASON HIGHS

POINTS:	23, vs. UMES (11/23/07)
REBOUNDS:	9, three times (M.R. 1/2/08)
ASSISTS:	3, at Wright State (12/6/07)
STEALS:	2, at Youngstown State (1/17/08)
BLOCKS:	2, six times (M.R. 1/12/08)
FGs MADE:	9, at Washington (3/18/08)
3PTs MADE:	2, Youngstown State (2/16/08)
FTs MADE:	8, vs. UMES (11/23/07)

CAREER HIGHS

POINTS:	23, vs. UMES (11/23/07)
REBOUNDS:	9, three times (M.R. 1/2/08)
ASSISTS:	3, at Wright State (12/6/07)
STEALS:	2, at Youngstown State (1/17/08)
BLOCKS:	2, six times (M.R. 1/12/08)
FGs MADE:	9, at Washington (3/18/08)
3PTs MADE:	2, Youngstown State (2/16/08)
FTs MADE:	8, vs. UMES (11/23/07)



CRUSADER GAME NOTES

Valparaiso (22-13) at Houston (23-9)

Quarterfinal - College Basketball Invitational

Hofheinz Pavilion - Houston, Texas

Monday, March 24, 2008 - 8 p.m. CDT

2007-08 Valparaiso Men's Basketball

Valparaiso Combined Team Statistics (as of Mar 23, 2008)


All games

RECORD:	OVERALL	HOME	AWAY	NEUTRAL
ALL GAMES.....	(22-13)	(13-4)	(6-8)	(3-1)
CONFERENCE.....	(9-9)	(5-4)	(4-5)	(0-0)
NON-CONFERENCE.....	(13-4)	(8-0)	(2-3)	(3-1)

# Player	GP-GS	Min--Avg	---TOTAL---		---3-PTS---		FT-FTA	Pct	----REBOUNDS----				PF	FO	A	TO	Blk	Stl	Pts	Avg	
			FG-FGA	Pct	3FG-FGA	Pct			Off	Def	Tot	Avg									
35 HUFF, Shawn.....	35-35	1107	31.6	151-310	.487	89-186	.478	55-66	.833	41	116	157	4.5	75	3	55	73	18	10	446	12.7
23 LOYD, Jarryd.....	35-1	902	25.8	146-349	.418	51-144	.354	74-115	.643	19	77	96	2.7	86	0	139	91	3	32	417	11.9
00 IGBAVBOA, Urule....	35-35	989	28.3	131-241	.544	3-10	.300	115-190	.605	58	198	256	7.3	105	6	46	76	21	26	380	10.9
10 McPHERSON, Brandon.	35-26	909	26.0	117-258	.453	52-126	.413	66-82	.805	13	61	74	2.1	89	3	80	53	1	14	352	10.1
13 HAANPAA, Samuel....	25-24	695	27.8	77-174	.443	58-135	.430	39-47	.830	14	62	76	3.0	33	0	25	46	1	13	251	10.0
44 BOUCHIE, Bryan....	35-7	595	17.0	102-199	.513	12-38	.316	33-67	.493	34	85	119	3.4	77	3	25	37	22	7	249	7.1
33 DIEBLER, Jake.....	35-35	1080	30.9	54-158	.342	34-105	.324	30-39	.769	28	73	101	2.9	92	3	88	33	8	41	172	4.9
01 ROGERS, Michael....	30-8	387	12.9	35-82	.427	12-41	.293	9-16	.563	26	66	92	3.1	29	0	16	20	4	8	91	3.0
14 LITTLE, Howard....	34-3	317	9.3	30-94	.319	7-34	.206	16-25	.640	22	28	50	1.5	43	1	14	19	2	13	83	2.4
11 MacLEOD, Calum....	20-1	102	5.1	14-35	.400	4-13	.308	12-18	.667	7	17	24	1.2	18	0	5	7	5	1	44	2.2
03 BENNETT, Matt.....	12-0	17	1.4	2-3	.667	1-1	1.000	1-4	.250	0	1	1	0.1	0	0	1	1	0	0	6	0.5
TEAM.....										63	76	139	4.0	1		7					
Total.....	35	7100		859-1903	.451	323-833	.388	450-669	.673	325	860	1185	33.9	648	19	494	463	85	165	2491	71.2
Opponents.....	35	7100		820-1919	.427	218-654	.333	495-723	.685	352	829	1181	33.7	679	-	407	450	114	215	2353	67.2

TEAM STATISTICS	VALPO	OPP	DATE	OPPONENT	W/L	SCORE	ATTEND			
SCORING.....	2491	2353	11/12/07	GRACE	W	90-59	2623			
Points per game.....	71.2	67.2	11/15/07	at IPFW	W	74-64	1745			
Scoring margin.....	+3.9	-	11/20/07	at Vanderbilt	L	78-87	11171			
FIELD GOALS-ATT.....	859-1903	820-1919	11/23/07	vs Maryland-East. Shore	W	66-55	500			
Field goal pct.....	.451	.427	11/24/07	vs Austin Peay	W	61-47	500			
3 POINT FG-ATT.....	323-833	218-654	11/28/07	WESTERN MICHIGAN	W	77-65	3678			
3-point FG pct.....	.388	.333	12/01/07	BALL STATE	W	71-58	3184			
3-pt FG made per game.	9.2	6.2	*12/6/07	at Wright State	W	71-66	4189			
FREE THROWS-ATT.....	450-669	495-723	*12/08/07	at Detroit	W	81-68	1552			
Free throw pct.....	.673	.685	12/11/07	EVANSVILLE	W	75-67	3123			
REBOUNDS.....	1185	1181	12/15/07	CHICAGO STATE	W	90-61	3645			
Rebounds per game.....	33.9	33.7	12-22-07	at Wisconsin	L	58-68	17190			
Rebounding margin....	+0.1	-	12/30/07	at North Carolina	L	58-90	21046			
ASSISTS.....	494	407	01/02/08	INDIANA WESLEYAN	W	93-46	2923			
Assists per game.....	14.1	11.6	*01/05/08	at Butler	L	65-73	7284			
TURNOVERS.....	463	450	*01/10/08	MILWAUKEE	L	69-71	3945			
Turnovers per game....	13.2	12.9	*01/12/08	GREEN BAY	W	82-73	4197			
Turnover margin.....	-0.4	-	*1/17/08	at Youngstown State	W	67-61	3349			
Assist/turnover ratio.	1.1	0.9	*01/19/08	at Cleveland State	L	63-69	4417			
STEALS.....	165	215	*01/24/08	UIC	W	60-56	4008			
Steals per game.....	4.7	6.1	*01/26/08	LOYOLA	L	63-65	4578			
BLOCKS.....	85	114	*02/05/08	BUTLER	L	68-71	5432			
Blocks per game.....	2.4	3.3	*02-07-08	at Green Bay	LOT	71-76	4721			
WINNING STREAK.....	1	-	*2/11/08	at UIC	L	53-77	3264			
Home win streak.....	5	-	*2/14/08	CLEVELAND STATE	L	58-71	3338			
ATTENDANCE.....	62316	89371	*02/16/08	YOUNGSTOWN STATE	W	77-58	3689			
Home games-Avg/Game...	17-3666	14-6312	*02.20.08	at Loyola	L	61-68	2101			
Neutral site-Avg/Game.	-	4-250	02/23/08	MIAMI	W O2	99-94	4035			
SCORE BY PERIODS:	1st	2nd	OT	OT2	Total					
Valparaiso.....	1163	1291	25	12	- 2491					
Opponents.....	1073	1245	28	7	- 2353					
						*02/25/08	at Milwaukee	W	66-57	3115
						*02/28/08	DETROIT	W	59-56	3110
						*03/01/08	WRIGHT STATE	W OT	75-73	4935
						03/04/08	GREEN BAY	W	75-67	1873
						03/07/08	vs Wright State	W	72-67	-
						03/08/08	vs Cleveland State	L	73-78	-
						#03/19/08	at Washington	W	72-71	3227

! - South Padre Island Invitational (Campus sites/South Padre Island, Texas)
 # - College Basketball Invitational (Campus sites)
 * - Horizon League game



CRUSADER GAME NOTES

Valparaiso (22-13) at Houston (23-9)

Quarterfinal - College Basketball Invitational

Hofheinz Pavilion - Houston, Texas

Monday, March 24, 2008 - 8 p.m. CDT


2007-08 Valparaiso Men's Basketball
 Valparaiso Combined Team Statistics (as of Mar 18, 2008)
 Conference games

RECORD:	OVERALL	HOME	AWAY	NEUTRAL
ALL GAMES.....	(9-9)	(5-4)	(4-5)	(0-0)
CONFERENCE.....	(9-9)	(5-4)	(4-5)	(0-0)
NON-CONFERENCE.....	(0-0)	(0-0)	(0-0)	(0-0)

#	Player	GP-GS	Min--Avg		---TOTAL---		---3-PTS---		FT-FTA		----REBOUNDS----				PF	FO	A	TO	Blk	Stl	Pts	Avg	
			FG-FGA	Pct	3FG-FGA	Pct	Off	Def	Tot	Avg													
35	HUFF, Shawn.....	18-18	577	32.1	76-152	.500	48-93	.516	23-28	.821	19	51	70	3.9	39	2	26	32	9	4	223	12.4	
23	LOYD, Jarryd.....	18-1	475	26.4	71-183	.388	26-79	.329	38-53	.717	10	31	41	2.3	44	0	84	45	2	13	206	11.4	
10	McPHERSON, Brandon.	18-14	502	27.9	68-140	.486	32-72	.444	32-40	.800	6	38	44	2.4	46	2	38	23	0	5	200	11.1	
00	IGBAVBOA, Urule....	18-18	515	28.6	64-117	.547	1-4	.250	48-81	.593	27	104	131	7.3	53	2	27	46	14	14	177	9.8	
13	HAANPAA, Samuel....	13-12	360	27.7	28-73	.384	22-58	.379	21-24	.875	6	39	45	3.5	12	0	11	28	0	6	99	7.6	
44	BOUCHIE, Bryan.....	18-3	299	16.6	45-83	.542	4-13	.308	11-30	.367	12	42	54	3.0	39	0	10	21	10	4	105	5.8	
33	DIEBLER, Jake.....	18-18	550	30.6	32-84	.381	22-61	.361	18-22	.818	11	38	49	2.7	41	1	36	17	2	21	104	5.8	
01	ROGERS, Michael....	16-3	199	12.4	20-48	.417	8-24	.333	2-6	.333	11	36	47	2.9	13	0	10	9	2	3	50	3.1	
14	LITTLE, Howard.....	17-2	147	8.6	11-43	.256	2-19	.105	9-12	.750	5	13	18	1.1	27	1	2	10	0	5	33	1.9	
03	BENNETT, Matt.....	5-0	3	0.6	2-2	1.000	1-1	1.000	0-0	.000	0	0	0	0.0	0	0	0	0	0	0	5	1.0	
11	MacLEOD, Calum....	8-1	23	2.9	2-9	.222	1-3	.333	2-4	.500	1	4	5	0.6	5	0	2	0	0	0	7	0.9	
TEAM.....												37	38	75	4.2	1	2						
Total.....		18	3650		419-934	.449	167-427	.391	204-300	.680	145	434	579	32.2	320	8	246	233	39	75	1209	67.2	
Opponents.....		18	3651		413-964	.428	131-344	.381	252-363	.694	174	421	595	33.1	328	-	214	199	50	111	1209	67.2	

TEAM STATISTICS	VALPO	OPP	DATE	OPPONENT	W/L	SCORE	ATTEND
SCORING.....	1209	1209	*12/6/07	at Wright State	W	71-66	4189
Points per game.....	67.2	67.2	*12/08/07	at Detroit	W	81-68	1552
Scoring margin.....	+0.0	-	*01/05/08	at Butler	L	65-73	7284
FIELD GOALS-ATT.....	419-934	413-964	*01/10/08	MILWAUKEE	L	69-71	3945
Field goal pct.....	.449	.428	*01/12/08	GREEN BAY	W	82-73	4197
3 POINT FG-ATT.....	167-427	131-344	*1/17/08	at Youngstown State	W	67-61	3349
3-point FG pct.....	.391	.381	*01/19/08	at Cleveland State	L	63-69	4417
3-pt FG made per game.	9.3	7.3	*01/24/08	UTC	W	60-56	4008
FREE THROWS-ATT.....	204-300	252-363	*01/26/08	LOYOLA	L	63-65	4578
Free throw pct.....	.680	.694	*02/05/08	BUTLER	L	68-71	5432
REBOUNDS.....	579	595	*02-07-08	at Green Bay	LOT	71-76	4721
Rebounds per game.....	32.2	33.1	*2/11/08	at UIC	L	53-77	3264
Rebounding margin.....	-0.9	-	*2/14/08	CLEVELAND STATE	L	58-71	3338
ASSISTS.....	246	214	*02/16/08	YOUNGSTOWN STATE	W	77-58	3689
Assists per game.....	13.7	11.9	*02.20.08	at Loyola	L	61-68	2101
TURNOVERS.....	233	199	*02/25/08	at Milwaukee	W	66-57	3115
Turnovers per game....	12.9	11.1	*02/28/08	DETROIT	W	59-56	3110
Turnover margin.....	-1.9	-	*03/01/08	WRIGHT STATE	W OT	75-73	4935
Assist/turnover ratio.	1.1	1.1	! - South Padre Island Invitational (Campus sites/South Padre Island, Texas)				
STEALS.....	75	111	* - Horizon League game				
Steals per game.....	4.2	6.2					
BLOCKS.....	39	50					
Blocks per game.....	2.2	2.8					
WINNING STREAK.....	3	-					
Home win streak.....	3	-					
ATTENDANCE.....	37232	33992					
Home games-Avg/Game...	9-4137	9-3777					
Neutral site-Avg/Game.	-	0-0					

SCORE BY PERIODS:	1st	2nd	OT	Total
Valparaiso.....	576	620	13	- 1209
Opponents.....	533	660	16	- 1209



CRUSADER GAME NOTES

Valparaiso (22-13) at Houston (23-9)

Quarterfinal - College Basketball Invitational

Hofheinz Pavilion - Houston, Texas

Monday, March 24, 2008 - 8 p.m. CDT

Official Basketball Box Score -- GAME TOTALS -- FINAL STATISTICS

Valparaiso vs Washington

03/19/08 6:00 p.m. at Bank of America Arena/Seattle, Wash.

Visitors: Valparaiso 72 • 22-13

#	Player	f	Total			3-Ptr			Rebounds			PF	TP	A	TO	Blk	Stl	Min
			FG-FGA	FG-FGA	FT-FTA	FG-FGA	FG-FGA	FT-FTA	Off	Def	Tot							
00	IGBAVBOA, Urule	f	7-10	1-1	2-3	2	4	6	5	17	2	2	0	0	0	0	31	
35	HUFF, Shawn	f	3-8	1-4	1-3	3	1	4	3	8	3	3	0	0	0	0	31	
44	BOUCHIE, Bryan	f	9-12	1-2	1-3	0	3	3	4	20	1	3	0	0	0	0	27	
01	ROGERS, Michael	g	0-4	0-3	0-0	3	2	5	2	0	1	4	0	0	0	0	16	
33	DIEBLER, Jake	g	1-7	1-6	0-0	1	5	6	2	3	3	0	0	0	0	0	34	
03	BENNETT, Matt		0-0	0-0	0-0	0	0	0	0	0	0	0	0	0	0	0	1	
10	McPHERSON, Brandon		6-9	3-5	3-4	0	3	3	3	18	4	1	0	0	0	0	28	
11	MacLEOD, Calum		0-0	0-0	0-0	0	0	0	0	0	0	1	0	0	0	0	2	
14	LITTLE, Howard		1-2	0-0	0-0	0	0	0	0	2	1	0	0	0	0	0	3	
23	LOYD, Jarryd		2-8	0-4	0-0	0	5	5	4	4	3	2	0	2	2	0	27	
Team						2	0	2										
Totals			29-60	7-25	7-13	11	23	34	23	72	18	16	0	2	2	200		

FG % 1st Half:	13-30	43.3%	2nd half:	16-30	53.3%	Game:	29-60	48.3%	Deadball Rebounds 3.2
3FG % 1st Half:	4-13	30.8%	2nd half:	3-12	25.0%	Game:	7-25	28.0%	
FT % 1st Half:	3-4	75.0%	2nd half:	4-9	44.4%	Game:	7-13	53.8%	

Home team: Washington 71 • 16-17

#	Player	f	Total			3-Ptr			Rebounds			PF	TP	A	TO	Blk	Stl	Min
			FG-FGA	FG-FGA	FT-FTA	FG-FGA	FG-FGA	FT-FTA	Off	Def	Tot							
21	Wallace, Artem	f	0-0	0-0	0-0	0	0	0	0	0	0	0	0	0	0	0	1	
24	Pondexter, Quincy	f	4-11	0-1	2-5	4	2	6	5	10	4	2	0	1	1	28		
01	Overton, Venoy	g	2-4	0-0	0-0	0	0	0	1	4	4	1	0	1	1	24		
04	Morris, Tim	g	2-5	0-1	3-5	0	0	0	1	7	0	2	0	1	1	24		
20	Appleby, Ryan	g	2-9	1-7	0-0	0	1	1	1	5	1	0	0	0	0	28		
00	Smith, Joel		4-6	1-2	0-0	0	3	3	3	9	3	0	2	1	1	20		
05	Dentmon, Justin		4-10	2-3	1-3	5	0	5	1	11	1	2	0	3	3	26		
11	Bryan-Amaning, Matt		1-3	0-0	0-1	0	3	3	2	2	0	2	1	2	1	12		
22	Holiday, Justin		0-0	0-0	1-2	0	1	1	1	1	0	1	0	0	0	5		
32	Wolfinger, Joe		0-2	0-2	0-0	0	1	1	1	0	0	0	0	0	0	6		
40	Brockman, Jon		9-13	0-0	4-8	4	8	12	2	22	2	1	0	2	2	26		
Team						1	3	4										
Totals			28-63	4-16	11-24	14	22	36	18	71	15	11	3	11	200			

FG % 1st Half:	13-28	46.4%	2nd half:	15-35	42.9%	Game:	28-63	44.4%	Deadball Rebounds 9.1
3FG % 1st Half:	2-10	20.0%	2nd half:	2-6	33.3%	Game:	4-16	25.0%	
FT % 1st Half:	8-12	66.7%	2nd half:	3-12	25.0%	Game:	11-24	45.8%	


Officials: Brian Rood, Scott Harris, Mike Partlow
 Technical fouls: Valparaiso-None. Washington-None.
 Attendance: 3227
 2008 College Basketball Invitational - Round 1

Score by periods	1st	2nd	Total
Valparaiso	33	39	72
Washington	36	35	71

	In	Off	2nd	Fast	Bench
Points	Paint	T/O	Chance	Break	
VALPO	34	2	11	0	24
WASH	46	20	12	7	45

Last FG - VALPO 2nd-02:45, WASH 2nd-03:10.
 Largest lead - VALPO by 5 1st-09:28, WASH by 4 1st-12:50.

Score tied - 14 times.
 Lead changed - 12 times.



CRUSADER GAME NOTES

Valparaiso (22-13) at Houston (23-9)


Quarterfinal - College Basketball Invitational

Hofheinz Pavilion - Houston, Texas

Monday, March 24, 2008 - 8 p.m. CDT

2007-08 Valparaiso Men's Basketball
 Valparaiso Game-by-Game Highs (as of Mar 18, 2008)
 All games

Opponent	Date	Score	WL	POINTS	REBOUNDS	ASSISTS	STEALS	BLOCKED SHOTS
GRACE	11/12/07	90-59	W	15-HAANPAA, Samu	8-HUFF, Shawn	7-HUFF, Shawn	3-DIEBLER, Jake	2-MacLEOD, Calu
at IPFW	11/15/07	74-64	W	10-DIEBLER, Jake LOYD, Jarryd	4-IGBAVBOA, Uru	6-DIEBLER, Jake	2-DIEBLER, Jake HAANPAA, Samu	1-BOUCHIE, Brya DIEBLER, Jake HUFF, Shawn
at Vanderbilt	11/20/07	78-87	L	20-LOYD, Jarryd	11-IGBAVBOA, Uru	4-LOYD, Jarryd	1-HUFF, Shawn LOYD, Jarryd IGBAVBOA, Uru HAANPAA, Samu MacLEOD, Calu DIEBLER, Jake	1-BOUCHIE, Brya HAANPAA, Samu HUFF, Shawn
vs Maryland-East. Shore	11/23/07	66-55	W	23-BOUCHIE, Brya	9-BOUCHIE, Brya IGBAVBOA, Uru	3-McPHERSON, Br	None	2-DIEBLER, Jake BOUCHIE, Brya
vs Austin Peay	11/24/07	61-47	W	21-HAANPAA, Samu	9-HUFF, Shawn IGBAVBOA, Uru	3-LOYD, Jarryd IGBAVBOA, Uru DIEBLER, Jake	2-LOYD, Jarryd	1-DIEBLER, Jake BOUCHIE, Brya IGBAVBOA, Uru
WESTERN MICHIGAN	11/28/07	77-65	W	19-HUFF, Shawn	7-IGBAVBOA, Uru DIEBLER, Jake	7-LOYD, Jarryd	2-LOYD, Jarryd	1-HUFF, Shawn
BALL STATE	12/01/07	71-58	W	17-HUFF, Shawn	9-IGBAVBOA, Uru	5-DIEBLER, Jake	3-IGBAVBOA, Uru DIEBLER, Jake	None
at Wright State	12/6/07	71-66	W	18-LOYD, Jarryd	7-IGBAVBOA, Uru	5-LOYD, Jarryd	2-DIEBLER, Jake LOYD, Jarryd	2-BOUCHIE, Brya IGBAVBOA, Uru
at Detroit	12/08/07	81-68	W	19-McPHERSON, Br	3-IGBAVBOA, Uru BOUCHIE, Brya LITTLE, Howar	4-DIEBLER, Jake	2-LOYD, Jarryd DIEBLER, Jake	2-BOUCHIE, Brya
EVANSVILLE	12/11/07	75-67	W	20-HAANPAA, Samu	6-IGBAVBOA, Uru DIEBLER, Jake	4-DIEBLER, Jake LOYD, Jarryd	1-LOYD, Jarryd HAANPAA, Samu IGBAVBOA, Uru	2-HUFF, Shawn
CHICAGO STATE	12/15/07	90-61	W	32-HAANPAA, Samu	5-ROGERS, Micha McPHERSON, Br HUFF, Shawn	8-McPHERSON, Br	2-McPHERSON, Br HAANPAA, Samu	2-BOUCHIE, Brya
at Wisconsin	12-22-07	58-68	L	16-HAANPAA, Samu	8-HUFF, Shawn	4-IGBAVBOA, Uru	4-DIEBLER, Jake	None
at North Carolina	12/30/07	58-90	L	24-LOYD, Jarryd	6-HUFF, Shawn	2-LOYD, Jarryd McPHERSON, Br	2-DIEBLER, Jake LOYD, Jarryd	2-BOUCHIE, Brya
INDIANA WESLEYAN	01/02/08	93-46	W	19-LOYD, Jarryd	9-BOUCHIE, Brya	9-LOYD, Jarryd	2-LOYD, Jarryd LITTLE, Howar HUFF, Shawn	1-HUFF, Shawn LITTLE, Howar BOUCHIE, Brya
at Butler	01/05/08	65-73	L	15-LOYD, Jarryd	8-HAANPAA, Samu	5-LOYD, Jarryd	2-DIEBLER, Jake HAANPAA, Samu	None
MILWAUKEE	01/10/08	69-71	L	18-LOYD, Jarryd	8-HAANPAA, Samu	3-LOYD, Jarryd McPHERSON, Br DIEBLER, Jake	1-DIEBLER, Jake McPHERSON, Br HUFF, Shawn	1-IGBAVBOA, Uru
GREEN BAY	01/12/08	82-73	W	24-HAANPAA, Samu	7-IGBAVBOA, Uru	7-LOYD, Jarryd	2-LOYD, Jarryd DIEBLER, Jake	2-BOUCHIE, Brya
at Youngstown State	1/17/08	67-61	W	20-McPHERSON, Br	8-IGBAVBOA, Uru	7-LOYD, Jarryd	2-BOUCHIE, Brya	1-BOUCHIE, Brya
at Cleveland State	01/19/08	63-69	L	14-HUFF, Shawn	6-HUFF, Shawn	5-LOYD, Jarryd	2-DIEBLER, Jake HAANPAA, Samu	2-IGBAVBOA, Uru
UIC	01/24/08	60-56	W	15-HAANPAA, Samu	8-IGBAVBOA, Uru	4-LOYD, Jarryd	1-IGBAVBOA, Uru ROGERS, Micha	3-IGBAVBOA, Uru
LOYOLA	01/26/08	63-65	L	13-McPHERSON, Br	11-IGBAVBOA, Uru	6-LOYD, Jarryd	2-LITTLE, Howar	1-DIEBLER, Jake
BUTLER	02/05/08	68-71	L	16-LOYD, Jarryd	8-HUFF, Shawn	3-LOYD, Jarryd	2-LOYD, Jarryd	None
at Green Bay	02-07-08	71-76	OL	20-McPHERSON, Br	15-IGBAVBOA, Uru	4-LOYD, Jarryd	1-IGBAVBOA, Uru DIEBLER, Jake	2-IGBAVBOA, Uru
at UIC	2/11/08	53-77	L	19-HUFF, Shawn	7-IGBAVBOA, Uru	5-LOYD, Jarryd	2-IGBAVBOA, Uru	2-HUFF, Shawn



CRUSADER GAME NOTES

Valparaiso (22-13) at Houston (23-9)


Quarterfinal - College Basketball Invitational

Hofheinz Pavilion - Houston, Texas

Monday, March 24, 2008 - 8 p.m. CDT

2007-08 Valparaiso Men's Basketball
 Valparaiso Game-by-Game Highs (as of Mar 23, 2008)
 All games

Opponent	Date	Score	WL	POINTS	REBOUNDS	ASSISTS	STEALS	BLOCKED SHOTS
							DIEBLER, Jake	
CLEVELAND STATE	2/14/08	58-71	L	14-IGBAVBOA, Uru	7-HUFF, Shawn	7-LOYD, Jarryd	2-IGBAVBOA, Uru	1-HUFF, Shawn LOYD, Jarryd
YOUNGSTOWN STATE	02/16/08	77-58	W	18-LOYD, Jarryd	7-BOUCHIE, Brya	3-IGBAVBOA, Uru LOYD, Jarryd DIEBLER, Jake	1-IGBAVBOA, Uru DIEBLER, Jake LOYD, Jarryd HUFF, Shawn	None
at Loyola	02.20.08	61-68	L	15-IGBAVBOA, Uru	10-IGBAVBOA, Uru	4-LOYD, Jarryd	2-DIEBLER, Jake	3-HUFF, Shawn
MIAMI	02/23/08	99-94	WO	32-HUFF, Shawn	13-IGBAVBOA, Uru	5-DIEBLER, Jake	2-LITTLE, Howar	1-BOUCHIE, Brya IGBAVBOA, Uru ROGERS, Micha LITTLE, Howar
at Milwaukee	02/25/08	66-57	W	17-McPHERSON, Br	9-IGBAVBOA, Uru ROGERS, Micha	5-LOYD, Jarryd	1-McPHERSON, Br DIEBLER, Jake LITTLE, Howar	2-HUFF, Shawn
DETROIT	02/28/08	59-56	W	15-LOYD, Jarryd	9-IGBAVBOA, Uru	5-LOYD, Jarryd	2-IGBAVBOA, Uru DIEBLER, Jake	1-LOYD, Jarryd DIEBLER, Jake
WRIGHT STATE	03/01/08	75-73	WO	21-ROGERS, Micha	12-ROGERS, Micha	4-LOYD, Jarryd McPHERSON, Br	None	2-ROGERS, Micha
GREEN BAY	03/04/08	75-67	W	16-HUFF, Shawn	10-IGBAVBOA, Uru	3-LOYD, Jarryd	2-DIEBLER, Jake LOYD, Jarryd	1-ROGERS, Micha DIEBLER, Jake
vs Wright State	03/07/08	72-67	W	21-HUFF, Shawn	8-IGBAVBOA, Uru	5-DIEBLER, Jake	2-DIEBLER, Jake LOYD, Jarryd	2-IGBAVBOA, Uru
vs Cleveland State	03/08/08	73-78	L	25-LOYD, Jarryd	8-ROGERS, Micha	6-DIEBLER, Jake	2-ROGERS, Micha	1-McPHERSON, Br HUFF, Shawn
at Washington	03/19/08	72-71	W	20-BOUCHIE, Brya	6-IGBAVBOA, Uru DIEBLER, Jake	4-McPHERSON, Br	2-LOYD, Jarryd	None



CRUSADER GAME NOTES

Valparaiso (22-13) at Houston (23-9)

Quarterfinal - College Basketball Invitational

Hofheinz Pavilion - Houston, Texas

Monday, March 24, 2008 - 8 p.m. CDT

2007-08 Valparaiso Men's Basketball

Valparaiso Game-by-Game Points-Rebounds-Assists (as of Mar 23, 2008)

All games

Opponent	Date	Score	WL	00	01	03	10	11	13	14	23	33
				IGBAVBOA,	ROGERS,MI	BENNETT,M	MCPHERSON	MACLEOD,C	HAANPAA,S	LITTLE,HO	LOYD,JARR	DIEBLER,J
GRACE	11/12/07	90-59	W	8-6-0	2-2-0	0-0-0	14-1-1	9-3-0	15-5-2	3-5-1	14-5-4	5-4-2
at IPFW	11/15/07	74-64	W	7-4-0	0-2-0	DNP	5-1-2	9-3-0	9-2-0	8-3-1	10-3-2	10-2-6
at Vanderbilt	11/20/07	78-87	L	8-11-2	DNP	DNP	8-0-3	2-3-0	0-1-2	5-2-0	20-4-4	8-5-1
vs Maryland-East. Shorell	11/23/07	66-55	W	15-9-2	0-3-0	DNP	6-2-3	0-1-0	3-5-2	6-6-0	8-1-2	0-4-1
vs Austin Peay	11/24/07	61-47	W	11-9-3	DNP	DNP	7-1-1	DNP	21-3-1	0-2-2	6-3-3	3-2-3
WESTERN MICHIGAN	11/28/07	77-65	W	15-7-0	DNP	DNP	7-0-2	4-2-1	3-1-2	7-1-2	9-3-7	7-7-1
BALL STATE	12/01/07	71-58	W	13-9-0	5-1-0	0-0-0	7-2-2	0-0-1	15-2-0	1-1-1	4-2-3	5-3-5
at Wright State	12/6/07	71-66	W	16-7-1	DNP	DNP	5-0-2	DNP	0-3-2	0-0-0	18-2-5	12-5-3
at Detroit	12/08/07	81-68	W	11-3-1	DNP	DNP	19-1-3	DNP	6-1-1	3-3-0	6-2-2	5-1-4
EVANSVILLE	12/11/07	75-67	W	18-6-0	0-0-0	DNP	9-2-2	DNP	20-2-0	0-0-0	15-5-4	1-6-4
CHICAGO STATE	12/15/07	90-61	W	11-4-3	2-5-2	0-0-0	5-5-8	4-1-0	32-4-3	5-3-0	3-3-1	5-2-4
at Wisconsin	12-22-07	58-68	L	5-7-4	0-0-0	0-0-0	14-3-3	2-1-1	16-3-0	0-0-0	8-1-0	0-2-3
at North Carolina	12/30/07	58-90	L	0-3-0	8-4-0	0-1-1	2-1-2	0-2-0	9-2-1	0-2-1	24-1-2	2-1-1
INDIANA WESLEYAN	01/02/08	93-46	W	7-7-0	2-5-3	1-0-0	13-0-3	5-2-0	9-1-1	11-5-2	19-3-9	0-0-1
at Butler	01/05/08	65-73	L	8-6-3	0-0-0	DNP	10-2-4	DNP	10-8-0	0-0-0	15-4-5	10-6-0
MILWAUKEE	01/10/08	69-71	L	11-3-1	0-0-0	DNP	15-2-3	DNP	2-8-2	DNP	18-2-3	3-3-3
GREEN BAY	01/12/08	82-73	W	14-7-0	2-2-0	DNP	6-4-4	3-2-0	24-4-2	0-0-1	11-4-7	4-2-2
at Youngstown State	1/17/08	67-61	W	4-8-3	0-2-1	DNP	20-3-0	DNP	6-4-0	0-0-0	5-1-7	2-4-3
at Cleveland State	01/19/08	63-69	L	6-5-0	0-1-0	2-0-0	12-2-4	DNP	3-3-1	8-4-1	7-0-5	3-1-1
UIC	01/24/08	60-56	W	8-8-1	1-2-1	DNP	6-2-2	0-1-0	15-3-0	0-0-0	13-2-4	0-1-2
LOYOLA	01/26/08	63-65	L	9-11-4	2-5-0	DNP	13-3-0	DNP	11-5-1	4-1-0	10-0-6	3-1-1
BUTLER	02/05/08	68-71	L	11-5-1	0-0-1	DNP	14-1-2	DNP	6-1-1	5-1-0	16-3-3	3-7-0
at Green Bay	02-07-08	71-76	OL	9-15-1	0-0-0	0-0-0	20-5-1	2-0-0	7-4-1	4-2-0	10-3-4	5-1-0
at UIC	2/11/08	53-77	L	3-7-1	0-0-0	3-0-0	0-1-0	2-1-2	3-0-0	3-4-0	14-4-5	2-4-3
CLEVELAND STATE	2/14/08	58-71	L	14-6-3	0-0-0	0-0-0	11-4-1	0-0-0	6-1-0	3-1-0	2-1-7	9-2-3
YOUNGSTOWN STATE	02/16/08	77-58	W	9-5-3	8-6-2	0-0-0	7-1-1	0-0-0	DNP	0-0-0	18-4-3	14-3-3
at Loyola	02.20.08	61-68	L	15-10-1	7-5-1	DNP	9-3-2	0-0-0	DNP	2-0-0	7-1-4	11-0-2
MIAMI	02/23/08	99-94	WO	22-13-0	10-5-0	DNP	7-1-2	DNP	DNP	2-1-1	15-3-2	4-3-5
at Milwaukee	02/25/08	66-57	W	7-9-0	8-9-1	DNP	17-4-2	0-1-0	DNP	0-0-0	12-2-5	4-3-3
DETROIT	02/28/08	59-56	W	9-9-1	1-3-1	DNP	8-2-3	DNP	DNP	1-2-0	15-4-5	11-2-1
WRIGHT STATE	03/01/08	75-73	WO	13-7-2	21-12-2	DNP	8-4-4	DNP	DNP	0-0-0	9-2-4	3-3-2
GREEN BAY	03/04/08	75-67	W	14-10-0	2-2-0	DNP	6-4-1	DNP	DNP	0-0-0	13-2-3	13-3-1
vs Wright State	03/07/08	72-67	W	17-8-2	0-3-0	DNP	16-1-1	2-1-0	DNP	0-0-0	14-7-3	2-1-5
vs Cleveland State	03/08/08	73-78	L	15-6-1	10-8-0	DNP	8-3-2	DNP	DNP	0-1-0	25-4-3	0-1-6
at Washington	03/19/08	72-71	W	17-6-2	0-5-1	0-0-0	18-3-4	0-0-0	DNP	2-0-1	4-5-3	3-6-3

Opponent	Date	Score	WL	35	44
				HUFF,SHAW	BOUCHIE,B
GRACE	11/12/07	90-59	W	9-8-7	11-4-0
at IPFW	11/15/07	74-64	W	8-3-2	8-2-0
at Vanderbilt	11/20/07	78-87	L	18-9-1	9-9-1
vs Maryland-East. Shorell	11/23/07	66-55	W	5-5-2	23-9-2
vs Austin Peay	11/24/07	61-47	W	11-9-2	2-1-1
WESTERN MICHIGAN	11/28/07	77-65	W	19-4-0	6-0-1
BALL STATE	12/01/07	71-58	W	17-1-2	4-4-2
at Wright State	12/6/07	71-66	W	16-4-0	4-4-3
at Detroit	12/08/07	81-68	W	15-0-3	16-3-1
EVANSVILLE	12/11/07	75-67	W	4-4-0	8-5-2
CHICAGO STATE	12/15/07	90-61	W	11-5-1	12-3-1
at Wisconsin	12-22-07	58-68	L	8-8-2	5-1-0
at North Carolina	12/30/07	58-90	L	7-6-1	6-3-1
INDIANA WESLEYAN	01/02/08	93-46	W	14-7-3	12-9-1
at Butler	01/05/08	65-73	L	7-1-0	5-3-0
MILWAUKEE	01/10/08	69-71	L	11-3-2	9-1-0
GREEN BAY	01/12/08	82-73	W	18-6-1	0-0-0
at Youngstown State	1/17/08	67-61	W	15-3-2	15-7-0
at Cleveland State	01/19/08	63-69	L	14-6-3	8-3-0
UIC	01/24/08	60-56	W	10-7-2	7-2-0
LOYOLA	01/26/08	63-65	L	6-1-0	5-3-0
BUTLER	02/05/08	68-71	L	7-8-1	6-5-1
at Green Bay	02-07-08	71-76	OL	14-5-2	0-0-0
at UIC	2/11/08	53-77	L	19-1-2	4-4-0
CLEVELAND STATE	2/14/08	58-71	L	13-7-1	0-0-0
YOUNGSTOWN STATE	02/16/08	77-58	W	10-5-2	11-7-2
at Loyola	02.20.08	61-68	L	6-3-3	4-1-1
MIAMI	02/23/08	99-94	WO	32-1-2	7-4-2
at Milwaukee	02/25/08	66-57	W	11-4-0	7-5-0
DETROIT	02/28/08	59-56	W	14-2-1	0-2-1
WRIGHT STATE	03/01/08	75-73	WO	17-4-1	4-4-1
GREEN BAY	03/04/08	75-67	W	16-7-1	11-6-0
vs Wright State	03/07/08	72-67	W	21-3-0	0-2-0
vs Cleveland State	03/08/08	73-78	L	15-3-0	0-0-0
at Washington	03/19/08	72-71	W	8-4-3	20-3-1