



UNIVERSITY OF HOUSTON MEN'S BASKETBALL

HOUSTON ATHLETICS COMMUNICATIONS: 3100 Cullen Blvd. • Suite 2008 • Houston, TX • 77204 • MBB Contact: Jeff Conrad (jconrad@central.uh.edu) O: (713) 743-9410 | C: (713) 557-3841 | F: (713) 743-9411 • UHCougars.com

HOUSTON COUGARS (11-12 • 3-7 C-USA)

Nov. 12	GRAMBLING STATE	W	88-42
Nov. 14	UTAH VALLEY	W	84-71
Nov. 18	vs. Arkansas (Little Rock, Ark.) (FSN/ESPN3)	W	87-78
Nov. 22	OAKLAND (DH)	L	74-76
Nov. 26	TCU (DH)	L	80-81
Nov. 29	LSU (CBS SN)	L	58-59

Dec. 3	TEXAS A&M-CORPUS CHRISTI	W	87-66
Dec. 6	at Texas State	L	78-81
76th Annual College Classic (Oklahoma City)			
Dec. 17	vs. Oklahoma (ESPN2)	L	74-79
Dec. 20	UTSA	W	77-75
Dec. 21	ROGERS STATE	W	90-80
Dec. 28	NORTH CAROLINA A&T	W	71-67
Dec. 30	TEXAS STATE (CSS)	W	94-71

Jan. 4	* TULSA	W	70-69(OT)
Jan. 7	* at UTEP	L	50-70
Jan. 11	* at UCF (BHSN)	L	63-74
Jan. 14	* MEMPHIS (CBS SN)	L	55-89
Jan. 18	* at SMU	L	54-70
Jan. 21	* EAST CAROLINA	W	82-76
Jan. 28	* UTEP	W	81-76(OT)

Feb. 1	* at UAB (CSS)	L	69-80
Feb. 4	* at Tulane	L	54-75
Feb. 8	* RICE (FSN)	L	71-79
Feb. 11	* at Tulsa		7 p.m.
Feb. 18	* SOUTHERN MISS (CSS)		8 p.m.
Feb. 22	* at Marshall		6 p.m.
Feb. 25	* SMU		7 p.m.
Feb. 29	* TULANE		7 p.m.

March 3	* at Rice (CSS)		7 p.m.
Conference USA Championship (Memphis, Tenn.)			
March 7-10	vs. TBA		TBA

Home Games in **BOLD CAPS**; Times are Central and subject to change (DH) – doubleheader with Houston women's team
Television networks in parenthesis
Rankings – AP/USA Today-ESPN Coaches

THE PULSE WITH JAMES DICKEY

Join head coach James Dickey, host Kevin Eschenfelder and a Cougar student-athlete at Houston-area restaurants throughout the 2011-12 season.

For those who can't make it, fans can hear the show live on SportsTalk 790 AM KBME or at UHCougars.com, beginning at 7 p.m., each week.

- Jan. 5 • Home Plate Bar and Grill • 1800 Texas Ave., Ste. 100
- Jan. 12 • Ragin' Cajun – Richmond • 4302 Richmond Ave.
- Jan. 19 • Moody Dining Hall • Moody Towers, UH campus
- Jan. 26 • Irma's Southwest Grille • 1314 Texas at Austin
- Jan. 30 • Home Plate Bar and Grill • 1800 Texas Ave., Ste. 100
- Feb. 9 • Ragin' Cajun – Westheimer • 9600 Westheimer, Ste. 80
- Feb. 16 • Moody Dining Hall • Moody Towers, UH campus
- Feb. 23 • Ragin' Cajun – Richmond • 4302 Richmond
- March 1 • Home Plate Bar and Grill • 1800 Texas Ave., Ste. 100
- March 12 • Ragin' Cajun – Richmond • 4302 Richmond



HOUSTON COUGARS (11-12 • 3-7 C-USA)

at TULSA GOLDEN HURRICANE (14-10 • 7-3 C-USA)

7 p.m. • Saturday, Feb. 11, 2012

Reynolds Center (8,355) • Tulsa, Okla.

COUGARS SET FOR REMATCH AT CONFERENCE USA-RIVAL TULSA THIS WEEKEND

- Cougars look to snap a three-game skid when they meet Conference USA-rival Tulsa at 7 p.m., Saturday, inside the Reynolds Center in Tulsa, Okla.
- Second regular-season meeting between these two teams... Cougars enjoyed a 70-69 win in overtime on Jan. 4 inside Hofheinz Pavilion.
- Cougars enter this weekend's contest on the heels of a tough 79-71 loss to crosstown-rival Rice on Wednesday in Hofheinz Pavilion... Team was successful early, jumping out to a 13-0 lead and forcing Rice to miss its first 14 shots from the field in the game's first eight minutes.
- However, Rice connected on nearly 60 percent of its shots from the field in the second half to rally for the win.

STORIES, SIDELINES AND SIDEBARS

- Was announced on Feb. 7 that freshman guard **Jherrod Stiggers** (knee), freshman guard **LeRon Barnes** (groin) and sophomore forward **Mikhail McLean** (foot) would be lost for the rest of the season due to injuries... Barnes and McLean competed in only five games this season... With junior forward J.J. Richardson sitting out due to NCAA transfer rules, makes four scholarship student-athletes who have been lost for most of the 2011-12 campaign.
- Freshman point guard **J. J. Thompson** set a career high with seven assists in the loss to Rice on Wednesday... Dished out 13 assists with only four turnovers in the last two games and has posted more assists than giveaways in each of the last five contests... Leads the Cougars and ranks 15th in the league with 2.6 assists per game.
- On Dec. 7, the Cougars announced plans to join the BIG EAST Conference, beginning with the 2013-14 season... Joining new football-only members Boise State and San Diego State and all-sports members UCF and SMU.
- Houston administrators continue to raise funds for the new football stadium and Hofheinz Pavilion renovations... To date, approximately \$60 million have been committed to the project... On Feb. 2, students approved a referendum that will contribute \$48 million toward this project... Administrators continue to negotiate naming rights for football field and stadium.
- Redshirt freshman guard **Joseph Young** is a product of Houston's Yates High located near the UH campus.... Also is the son of former Phi Slama Jama member, Athletics Hall of Honor inductee and current **director of operations Michael Young**.
- Cougars signed one of the nation's top signing classes on Nov. 9... Two-man class of guard **Danuel House** (Houston, Hightower HS) and **Danrad "Chicken" Knowles** (Houston, HCYA) was ranked among the nation's top 20 by ESPN, *Scout.com* and *Rivals.com*.

SETTING THE SCENE

Series: Houston leads 21-20
Houston won last, two of last three
Houston won last 70-69 (OT)
in Hofheinz Pavilion (Jan. 4, 2012)
Tulsa leads 12-7 in Tulsa, Okla.
Tulsa won last three in Tulsa, Okla.

Radio: SportsTalk 790 AM KBME
Tom Franklin (PxP)
Elvin Hayes (analyst)
Broadcast begins at 6:45 p.m.

Television: None

Live Video & Audio Streaming: UHCougars.com

Houston Head Coach: James Dickey
(Central Arkansas '76)
Career Record: 187-153 (12th year)
Houston Record: 23-30 (2nd year)
vs. Tulsa: 1-4 (1-2 at Houston)

Tulsa Head Coach: Doug Wojcik
(U.S. Naval Academy '87)
Career Record: 137-88 (7th year)
Tulsa Record: 137-88 (7th year)
vs. Houston: 4-5 (2-4 at Rice)

Up Next: *vs. Southern Miss 8p.m. • Feb. 18 • CSS
for Houston: Hofheinz Pavilion • Houston

SOCIAL MEDIA

Fans and media members can receive the latest news and thoughts from Houston Basketball throughout the 2011-12 season at:

FACEBOOK
HoustonCougarMensHoops

TWITTER
UHCougarMBK

HOUSTON COUGARS AT A GLANCE (starters based on last game)

PROBABLE STARTERS	Pos.	Ht.	Wt.	Cl.-Exp.	Hometown	G-GS	PPG	RPG	Notes	
3	J.J. Thompson	G	6-0	185	Fr.-HS	Irving, Texas	23-15	6.7	1.8	13 assists, 4 turnovers in last two games
11	Darian Thibodeaux	G	6-3	175	Sr.-1L	Dallas, Texas	23-22	6.0	3.0	Started all but one game in career
23	Jonathon Simmons	G	6-6	195	Jr.-JC	Houston, Texas	23-22	14.8	4.8	Six 20-point games; Leads UH in scoring
2	Alandise Harris	F	6-6	230	So.-1L	Little Rock, Ark.	23-22	13.7	6.4	19 pts, 6 rebs, at UCF (1/11)
35	TaShawn Thomas	F	6-8	215	Fr.-HS	Killeen, Texas	23-23	10.8	8.0	Six double-doubles; Two-time Frosh OTW

RESERVES	Pos.	Ht.	Wt.	Cl.-Exp.	Hometown	G-GS	PPG	RPG	Notes	
0	Joseph Young	G	6-3	185	r-Fr.-RS	Houston, Texas	23-9	10.6	3.7	25 pts, 3 rebs, 3 asts, vs. Texas St. (12/30)
32	Kirk Van Slyke	F	6-9	215	Jr.-2L	The Woodlands, Texas	21-1	7.0	2.6	Season debut vs. Grambling State
15	Leon Gibson	F	6-9	245	Jr.-JC	Los Angeles, Calif.	20-1	3.7	2.8	15 pts, 4 rebs, vs. TAMUCC
12	Jimmie Jones	G	5-10	160	r-So.-JC	Plano, Texas	9-0	0.2	0.1	Walk-on who joined team in November
20	Donald Brooks	G	6-1	180	So.-SQ	Houston, Texas	3-0	0.0	0.0	Season debut vs. Grambling State
45	Rakim Stevenson	F	6-4	205	So.-SQ	Houston, Texas	3-0	0.0	0.0	Season debut vs. Grambling State
4	LeRon Barnes	G	6-6	195	Fr.-HS	Stonewall, La.	5-0	2.2	2.8	Played in 5 gms; Out with groin injury
1	Mikhail McLean	F	6-8	205	So.-1L	Houston, Texas	5-0	2.2	3.0	Will miss rest of season – foot stress fracture
21	Jherrod Stiggers	G	6-5	210	Fr.-HS	Terrell, Texas				Terrell High product – Out following knee surgery
55	J.J. Richardson	F	6-8	245	Jr.-TR	Missouri City, Texas				Transfer from Pittsburgh; Will sit out 2011-12

HOUSTON'S RECORD ...

Category	Record	Pct.
All Games	11-12	.478
C-USA Games	3-7	.300
Non-Conference Games	8-5	.615
Home Games	10-5	.667
Away Games	1-6	.143
Neutral Site Games	0-1	.000
in Televised Games	2-7	.222
vs. Ranked Opponents	0-0	.000
vs. Unranked Opponents	11-12	.478
Winning Opening Tip	6-4	.600
Opp. Wins Opening Tip	5-8	.385
Scoring First	3-6	.333
Opp. Scores First	7-6	.538
Leading at Halftime	6-1	.857
Trailing at Halftime	4-11	.267
Tied at Halftime	1-0	1.000
Leading With 5:00 Remaining	10-0	1.000
Trailing With 5:00 Remaining	1-12	.077
Tied With 5:00 Remaining	0-0	.000
in Overtime	2-0	1.000
Shooting 40+ Percent	11-11	.500
Shooting 35-39 Percent	0-0	.000
Shooting <35 Percent	0-1	.000
Opp. Shoots 40+ Percent	7-11	.389
Opp. Shoots 35-39 Percent	4-0	1.000
Opp. Shoots <35 Percent	0-1	.000
More 3-Pointers than Opp.	6-3	.667
Fewer 3-Pointers than Opp.	5-8	.385
Equal 3-Pointers as Opp.	0-1	.000
More Free Throws than Opp.	8-5	.615
Fewer Free Throws than Opp.	2-6	.250
Equal Free Throws as Opp.	1-1	.500
More Rebounds than Opp.	9-3	.750
Fewer Rebounds than Opp.	1-7	.125
Equal Rebounds as Opp.	2-2	.500
More Assists than Opp.	7-2	.778
Fewer Assists than Opp.	4-8	.333
Equal Assists as Opp.	0-2	.000
More Turnovers than Opp.	6-12	.333
Fewer Turnovers than Opp.	4-0	1.000
Equal Turnovers as Opp.	0-0	.000
Scoring 100+ Pts.	0-0	.000
Scoring 90-99 Pts.	2-0	1.000
Scoring 80-89 Pts.	6-1	.857
Scoring 70-79 Pts.	3-4	.429
Scoring 60-69 Pts.	0-2	.000
Scoring <60 Pts.	0-5	.000
Allowing 100+ Pts.	0-0	.000
Allowing 90-99 Pts.	0-0	.000
Allowing 80-89 Pts.	2-4	.333
Allowing 70-79 Pts.	5-7	.417
Allowing 60-69 Pts.	3-0	1.000
Allowing <60 Pts.	1-1	.500
Games Decided By 1-3 Pts.	2-4	.333
Games Decided By 4-6 Pts.	3-1	.750
Games Decided By 7-10 Pts.	2-1	.667
Games Decided By 11+ Pts.	4-6	.400
November	3-3	.500
December	5-2	.714
January	3-4	.429
February	0-3	.000
March	0-0	.000

2011-12 HOUSTON COUGARS ROSTER

No.	Name	Pos.	Ht.	Wt.	Cl.-Exp.	Hometown-High School (Last School)
0	Joseph Young	G	6-3	185	r-Fr.-RS	Houston, Texas-Yates
1	Mikhail McLean	F	6-8	205	So.-1L	Houston, Texas-Second Baptist
2	Alandise Harris	F	6-6	230	So.-1L	Little Rock, Ark.-Central
3	J.J. Thompson	G	6-0	185	Fr.-HS	Irving, Texas-Irving
4	LeRon Barnes	G	6-6	195	Fr.-HS	Stonewall, La.-North DeSoto
11	Darian Thibodeaux	G	6-3	175	Sr.-1L	Dallas, Texas-Kimball (Navarro JC)
12	Jimmie Jones	G	5-10	160	So.-JC	Plano, Texas-West (Navarro JC)
15	Leon Gibson	F	6-9	245	Jr.-JC	Los Angeles, Calif.-Serra (Navarro JC)
20	Donald Brooks	G	6-0	185	So.-SQ	Houston, Texas-Spring Woods
21	Jherrod Stiggers	G	6-5	210	Fr.-HS	Terrell, Texas-Terrell
23	Jonathon Simmons	G	6-6	195	Jr.-JC	Houston, Texas-Smiley (Midland JC)
32	Kirk Van Slyke	F	6-9	225	Jr.-2L	The Woodlands, Texas-College Park/West Point Prep
35	TaShawn Thomas	F	6-8	215	Fr.-HS	Killeen, Texas-Killeen
45	Rakim Stevenson	F	6-6	220	So.-SQ	Houston, Texas-Nimitz
55	J.J. Richardson*	F	6-8	245	Jr.-TR	Missouri City, Texas-Hightower (Pittsburgh)

* - Will not compete in games during the 2011-12 season... Will have two seasons of eligibility remaining in 2012-13

Head Coach: James Dickey (Central Arkansas '76), 2nd season
Associate Head Coach: Alvin Brooks (Lamar '82), 2nd season (14th season at UH overall)
Assistant Coach: Daniyal Robinson (UALR '99), 2nd season
Assistant Coach: Ulric Maligi (Howard '06), 2nd season

Director of Operations: Michael Young (Houston '02), 14th season
Video Coordinator: Matt Read (Lubbock Christian '11)
Associate Athletics Trainer: John Houston (Texas Tech '91)
Assistant Director of Sports Performance: Al James (Houston '04)
Student Managers: Omar Gonzalez, Carlos Rodriguez

Pronunciation Guide

LeRon Barnes	Luh-Ron
ALANDISE Harris	Uh-Lan-Dis
ULRIC MALIGI	Your-Ick
	Mal (as in Pal)-Uh-Gee (g as in good)
MIKHAIL McLEAN	Mick-Hale Muh-Clean
DANIYAL Robinson	Dan-Yell
Kirk Van SLYKE	Slike
JHERROD Stiggers	Juh-Rod
RAKIM Stevenson	Rah-Keem
TaSHAWN Thomas	Tay-Shawn
DARIAN THIBODEAUX	Derry-Un Tib-Uh-Dough

HEADING TO THE BIG EAST

- On Dec. 7, the Cougars announced that they would join the BIG EAST Conference in all sports, beginning with the 2013-14 season.
- One of five new teams to the league, joining football-only members Boise State and San Diego State and all-sport members SMU and UCF.
- Will be the sixth league in which the Cougars have competed during their athletics history, joining the Lone Star Conference (1946-49), Gulf Coast Conference (1949-50), Missouri Valley Conference (1950-60), Southwest Conference (1975-96) and Conference USA (1996-13).
- Cougars also were an independent from 1960 to 1975.

UP NEXT

- The Cougars will take a week-long break from their schedule before returning to action inside Hofheinz Pavilion to play host to Southern Miss at 8 p.m., Feb. 18... Game will be televised live on CSS.
- From there, the team will face Marshall at 6 p.m. (CST), Feb. 18, in Huntington, W.Va.

ABOUT TULSA

- Tulsa owns a 14-10 overall record and is tied for third place with UCF with a 7-3 mark in C-USA games.
- Tulsa is 8-4 at the Reynolds Center this season.
- In its most recent action, Tulsa fell 64-55 at UTEP on Wednesday night... Loss snapped the Golden Hurricane's season-long, seven-game winning streak.
- Against the Miners, guard Jordan Clarkson led the team with 16 points, while guard Scottie Haralson added 13 points with four 3-pointers and five assists ... Guard Eric McClellan posted 12 points, while forward D.J. Magley grabbed a team-high six rebounds.
- This season, Clarkson leads Tulsa and ranks third in C-USA with 15.9 points per game... Haralson stands second on the team with 11.2 points per contest... Center Kodi Maduka paces

the team with 6.3 rebounds per game.

- Head coach Doug Wojcik is in his seventh year at Tulsa and has posted a 137-87 record.
- Wojcik has posted a 4-5 record against Houston during his career.
- 1987 graduate of the U.S. Naval Academy.

SERIES HISTORY vs. TULSA

- Second of two regular-season meetings in 2012... Cougars claimed a 70-69 win in overtime against the Golden Hurricane on Jan. 4 in Hofheinz Pavilion.
- Cougars own a 21-20 lead in the all-time series, which began in Feb. 10, 1951
- Has been played at least once every season since 2005-06 when Tulsa joined Conference USA.
- Houston has won two of the last three games, including a 70-69 win in overtime on Jan. 4 in Hofheinz Pavilion in the most recent action.
- Tulsa has posted a 12-7 record in Tulsa, Okla.

- Golden Hurricane have won the last three games in Tulsa... Houston has not won on the road in Tulsa since a 69-67 win on Jan. 20, 2007.

HEAD COACH JAMES DICKEY vs. TULSA

- Head coach James Dickey is 2-3 against Tulsa during his career.
- Dickey is 2-1 against the Golden Hurricane as the Cougar head coach.
- Dickey is 0-1 against the Golden Hurricane in Tulsa.

LAST TIME vs. TULSA

Houston 70, Tulsa 69 (OT) • Jan. 4, 2012 • Hofheinz Pavilion • Houston

- Cougars' first overtime game of the season.
- Cougars did not allow a Tulsa 3-pointer in five attempts... Was the first time since facing California on Dec. 9, 1997 - a streak of 418 games - that the Cougars did not allow a trey against an NCAA Division I opponent.

TEAM COMPARISON

Category	UH	Tulsa
Overall Record	11-12	14-10
Conference Record	3-7	7-3
Points	73.5	65.8
Opp. Points	73.2	62.8
Rebounds	36.4	36.1
Opp. Rebounds	34.8	30.4
Field Goal Pct.	46.5	45.0
Opp. Field Goal Pct.	43.9	41.1
3-Point Pct.	35.7	38.1
Opp. 3-Point Pct.	35.8	35.2
Free Throw Pct.	72.3	66.6
Opp. Free Throw Pct.	68.6	69.6
Personal Fouls	16.7	17.9
Assists	13.3	11.2
Turnovers	14.9	15.0
Blocked Shots	5.3	5.2
Steals	5.0	5.0

NATIONALLY RANKED SIGNING CLASS SET TO JOIN HOUSTON FOR 2012-13

The Cougars were busy during the November signing period with the inking of two student-athletes. Forwards **Danuel House** (Sugar Land, Hightower HS) and **Danrad "Chicken" Knowles** (Houston, HYCA) will compete as freshmen with the start of the 2012-13 season and have four years of eligibility.

The Cougars' signing class – which ranks among the best in school history – garnered national attention and was ranked among the nation's top 20 by *Rivals.com*, *Scout.com* and by ESPN.

With the addition of this class, the 2012-13 Cougars will have four student-athletes who ranked on the ESPNU 100... In addition to House and Knowles, current freshman forward **TaShawn Thomas** (No. 92 in 2011) and redshirt freshman guard **Joseph Young** (No. 98 in 2010) were members of that national list.

Head coach James Dickey was quick to praise the hard work of his staff on the recruiting trail. **Associate head coach Alvin Brooks** and assistant coaches **Daniyal Robinson** and **Ulric Maligi** compiled the award-winning class.

Team Notes

• No. 10 signing class nationally by *Rivals.com* • No. 13 signing class nationally by *Scout.com* • No. 20 signing class nationally by ESPN

Individual Notes

Player	Pos.	Ht.	Wt.	Cl.-Exp.	Hometown (Last School)	Notes
Danuel House	F	6-7	195	Fr.-HS	Sugar Land, Texas (Hightower HS)	No. 3 small forward nationally (ESPN) No. 15 player nationally (ESPNU 100); No. 26 player nationally (Rivals150); 5-star (Rivals.com); 5-star (ESPN); 4-star (Scout.com)
Danrad "Chicken" Knowles	F	6-9	190	Fr.-HS	Houston, Texas (HCYA)	No. 47 nationally (Rivals 150) No. 56 player nationally (ESPNU 100); 4-star (ESPN); 4-star (Rivals.com)

AWARD WINNERS

ALANDISE HARRIS

• C-USA Player of the Week (Nov. 21, 2011)

JONATHON SIMMONS

• RAMADA All-College Classic All-Tournament Team

TaSHAWN THOMAS

• C-USA Freshman of the Week (Jan. 2, 2012)
• C-USA Freshman of the Week (Nov. 14, 2011)

• Was the second straight season that Houston accomplished that feat after holding NAIA power Rogers State without a 3-pointer on Dec. 30, 2010.

• Guard **Jonathon Simmons** hit the first of two free throws with 0.7 seconds remaining in overtime to break a tie and lift the Cougars to the win in the Conference USA opener for both teams.

• Point guard **J.J. Thompson** hit two big free throws with 18 seconds left in the extra period to give the Cougars the lead, but Tulsa's Eric McClellan scored just six seconds later to tie the game again.

• After a Cougar timeout, Simmons drove to the basket before being fouled by Tulsa's Steven Idlet... Made his first attempt and deliberately missed his second.

• Ironically, Simmons was in a similar situation at the end of regulation but was unable to hit both attempts.

• With just three seconds left in regulation and the Cougars trailing 65-64, Simmons took the inbounds pass and drove to the basket before being fouled by Joe Richard with only one tick left on the clock.

• Simmons converted the first attempt to tie the game at 65-65, but his second attempt rattled in and out to force the extra period.

• Simmons finished with a team-high 19 points on 4-of-8 shooting from the field and 11-of-13 from the free throw line... Also added a team-high-tying seven rebounds and three steals in 37 minutes.

• Thompson posted a career-high 15 points, thanks to an 8-of-9 effort from the free throw line... Forward **TaShawn Thomas** posted 12 points with five rebounds and a pair of blocked shots, while sophomore forward **Alandise Harris** - hampered early in the game with foul trouble - finished with 10 points, seven rebounds, two assists and two blocked shots.

• Idlet posted 22 points with five rebounds and four assists to lead Tulsa. McClellan added 14 points, while Jordan Clarkson and D.J. Magley totaled 12 points apiece.

LAST TIME OUT

Rice 79, Houston 71 • Feb. 8, 2012 • Hofheinz Pavilion • Houston

• Guard **Jonathon Simmons** posted 16 points and 10 rebounds for his first career double-double in a loss to crosstown-rival Rice.

• Teams went back and forth in the second half before the Cougars took a 64-63 lead on guard **Joseph Young's** jumper with 5:59 remaining. Unfortunately, that would be the last time the Cougars would lead in the contest.

• Switching to a 2-3 zone, Rice scored the game's next nine points during the ensuing three-and-a-half minutes. Center Omar Oraby came off the bench to score all seven of his points during that stretch to give the Owls a 72-64 lead with 2:35 left.

• Cougars were unable to move closer than six points the rest of the way.

• Cougars jumped out to a 13-0 lead in the first eight minutes as Rice missed its first 14 shots from the field.

• Simmons connected on 6-of-10 shots from the field and added two assists in the loss.

• Forward **Alandise Harris** added 13 points and fell just a rebound shy of posting his own double-double, while Young finished with 13 points, thanks to three treys.

• Rice forward Jarelle Reischel led the Owls with 16 points, while Tamir Jackson and Connor Frizzelle posted 13 points apiece... Guard Dylan Ennis added 10 points and six assists with forward Arsalan Kazemi's six rebounds leading the team.

LEARNING LESSONS

• The lessons the Cougars learned during close losses in late November and early December are beginning to pay off halfway through the 2011-12 season.

• Houston began the season with five straight losses in games decided by five or fewer points... Margin of defeat was a combined 12 points in those five games.

• However, since that time, the Cougars have rattled off four straight wins in games decided by five points or fewer... Streak includes a 77-75 win vs. UTSA, a 71-67 victory against North Carolina A&T, a 70-69 win in overtime vs. Conference USA-rival Tulsa and an 81-76 overtime win against UTEP.

2010-11 CONFERENCE USA STANDINGS

through games of Feb. 10, 2012

TEAM	C-USA GAMES			ALL GAMES		
	W	L	Pct.	W	L	Pct.
Southern Miss	7	2	.778	20	4	.833
Memphis	7	2	.778	17	7	.708
UCF	7	3	.700	18	6	.750
Tulsa	7	3	.700	14	10	.583
Marshall	5	5	.500	14	10	.583
Rice	5	5	.500	14	11	.560
UAB	5	5	.500	10	13	.435
UTEP	4	6	.400	11	13	.458
Tulane	3	6	.333	15	8	.652
Houston	3	7	.300	11	12	.478
East Carolina	3	7	.300	12	11	.522
SMU	2	7	.222	11	13	.458

UPCOMING GAMES

Sat., Feb. 11

* **Houston at Tulsa**

- * East Carolina at Marshall
- * UAB at Memphis
- * SMU at Rice
- * UCF at Southern Miss
- * Tulane at UTEP

Wed., Feb. 15

* Memphis at Tulane

- * UAB at SMU
- * Tulsa at Southern Miss

Sat., Feb. 18

* **Southern Miss at Houston**

- * East Carolina at UCF
- * Marshall at SMU
- * UTEP at Memphis
- * Rice at Tulsa
- * Tulane at UAB

Wed., Feb. 22

* **Houston at Marshall**

- * East Carolina at Memphis
- * UCF at Rice
- * Tulane at SMU
- * Southern Miss at UTEP

Sat., Feb. 25

* **SMU at Houston**

- * UAB at East Carolina
- * Memphis at Marshall
- * Rice at Southern Miss
- * Tulsa at Tulane
- * UTEP at UCF

RECENT GAMES

Wed., Feb. 8

* **Rice 79, at Houston 71**

- * Memphis 70, at East Carolina 59
- * at UCF 67, Marshall 60
- * at UAB 71, Southern Miss 61
- * at UTEP 64, Tulsa 62
- at SMU 68, TCU 62

Sat., Feb. 4

* **at Tulane 75, Houston 54**

- * UCF 59, at SMU 52
- * at Tulsa 79, Marshall 70
- * at East Carolina 82, Rice 68
- * UAB 61, at UTEP 60
- at Memphis 72, Xavier 68

Wed., Feb. 1

* **at UAB 80, Houston 69**

- * at East Carolina 62, SMU 43
- * at Marshall 63, Tulane 44
- * at Southern Miss 75, Memphis 72
- * at Rice 77, UTEP 75

Mon., Jan. 30

at UCF 84, Palm Beach Atlantic 69

Sat., Jan. 28

* **at Houston 81, UTEP 76 (OT)**

- * East Carolina 73, at UAB 66
- * at Memphis 83, Marshall 76
- * at Rice 88, Tulane 74
- * Tulsa 66, at SMU 60
- * Southern Miss 78, at UCF 65



COUGARS AMONG C-USA INDIVIDUAL LEADERS
C-USA rankings through Feb. 10, 2012
National rankings through Feb. 9, 2012

Category	Mark	C-USA Rank	National Rank
W-L Percentage	.478	9th	t-181st
C-USA W-L Percentage	.300	t-10th	---
Scoring Offense	73.5	2nd	69th
Scoring Defense	73.2	12th	293rd
Scoring Margin	+0.3	11th	183rd
FG Pct.	46.5	3rd	62nd
Opp. FG Pct.	43.9	11th	205th
3-Pt. Pct.	35.7	5th	88th
3-Pt. Fgs per Game	5.6	8th	220th
Opp. 3-Pt. Pct.	35.8	12th	225th
FT Pct.	72.3	2nd	78th
Rebound Margin	+1.6	8th	147th
Assists	13.3	5th	135th
Steals	5.0	9th	302nd
Blocked Shots	5.3	2nd	21st
Turnovers	14.9	10th	260th
Turnover Margin	-2.8	11th	302nd
Assist/Turnover Ratio	0.9	10th	220th

SCORING	Mark	C-USA Rank	National Rank
Jonathon Simmons	14.8	9th	213th
Alandise Harris	13.7	12th	---

REBOUNDS	Mark	C-USA Rank	National Rank
TaShawn Thomas	8.0	7th	77th
Alandise Harris	6.4	t-11th	---

FIELD-GOAL PERCENTAGE (min 5 FG made per game)	Mark	C-USA Rank	National Rank
TaShawn Thomas	57.5	3rd	---
Jonathon Simmons	53.6	6th	47th
Alandise Harris	52.6	8th	---

3-POINT FIELD GOAL PERCENTAGE (min. 2.5FG made per game)	Mark	C-USA Rank	National Rank
Joseph Young	39.1	4th	---

3-POINT FIELD GOALS MADE	Mark	C-USA Rank	National Rank
Joseph Young	1.9	8th	---

FREE THROW PERCENTAGE (min 2.5 FT made per game)	Mark	C-USA Rank	National Rank
Jonathon Simmons	74.1	12th	---

ASSISTS	Mark	C-USA Rank	National Rank
J.J. Thompson	2.8	15th	---

STEALS	Mark	C-USA Rank	National Rank
None			

BLOCKED SHOTS	Mark	C-USA Rank	National Rank
TaShawn Thomas	2.2	2nd	32nd
Alandise Harris	1.5	7th	101st

ASSIST/TURNOVER RATIO	Mark	C-USA Rank	National Rank
None			

OFFENSIVE REBOUNDS	Mark	C-USA Rank	National Rank
TaShawn Thomas	3.3	t-3rd	---
Alandise Harris	2.2	14th	---

DEFENSIVE REBOUNDS	Mark	C-USA Rank	National Rank
TaShawn Thomas	4.8	8th	---
Alandise Harris	4.3	12th	---

MINUTES PLAYED	Mark	C-USA Rank	National Rank
None			

DOUBLE-DOUBLES	Mark	C-USA Rank	National Rank
TaShawn Thomas	6	7th	---
Alandise Harris	1	---	---
Jonathon Simmons	1	---	---

GOING STREAKING

- With their overtime win against Conference USA rival Tulsa on Jan. 4, the Cougars wrapped up their season-long homestand and enjoyed a five-game winning streak.
- Was the program's longest winning streak since winning seven straight from Nov. 21 to Dec. 28, 2008.
- Streak included wins against UTSA, Rogers State, North Carolina A&T, Texas State and Tulsa.
- 2008 streak featured wins against Presbyterian, Western Kentucky, Alcorn State, North Texas, at Middle Tennessee, Mississippi Valley State and at Toledo.

LONG-RANGE THREAT NEUTRALIZED

- In their win at Tulsa on Jan. 4, the Cougars held the Golden Hurricane without a 3-pointer in five attempts.
- Was the first time since facing California on Dec. 9, 1997, that Houston held an NCAA Division I opponent without a trey, a streak of 418 total games.
- However, was the second straight season that the Cougars accomplished that feat... Houston held NAIA power Rogers State in check from behind the 3-point arc on Dec. 30, 2010.
- Minimal 3-point shooting by both teams in the game... Teams combined to go 2-for-9 (Houston 2-of-4, Tulsa 0-of-5) from the arc in 45 minutes of play... In fact, neither team **attempted** a 3-point shot in the first half.

IT'S BEEN A WHILE

- For the first time since Dec. 28-29, 1998, the Cougars played regular-season games (non-tournament) on consecutive days.
- Cougars took a 79-67 victory against Portland State in Albuquerque, N.M., on Dec. 28, 1998... Followed that with an 84-69 loss at No. 15/17 New Mexico in Albuquerque on Dec. 29, 1998.
- First time since Feb. 1-2, 1973, that Houston will play regular-season, non-tournaments games on consecutive days at home.
- That season, Houston enjoyed an 89-85 win against Centenary on Feb. 1, 1973, and followed that one day later with a 90-85 win against Cincinnati... Wins came in the middle of a 11-game winning streak.

DOUBLE-DOUBLE TROUBLE

- Freshman forward **TaShawn Thomas** posted 16 points and 14 rebounds at UAB on Feb. 1 for his third straight double-double of the season.
- Became the first Cougar since **Aubrey Coleman** during the 2008-09 season to record three straight double-doubles.
- Coleman reeled off four straight double-doubles (24 pts., 12 rebs, vs. UTEP, C-USA Championship, March 12, 2009; 20 pts., 14 rebs., vs. SMU, C-USA Championship, March 11, 2009; 20 pts., 14 rebs., vs. SMU, March 7, 2009; 19 pts., 11 rebs., vs. Memphis, March 4, 2009).
- Leads the Cougars and ranks seventh in the league with six double-doubles this season.

FAB FRESHMAN

- With 16 points and 14 rebounds in the loss at UAB on Feb. 1, freshman forward **TaShawn Thomas** recorded his third straight and team-leading sixth double-double of the season.
- Moved into sole possession of third place in Houston single-season freshman history with that total... Broke out of a tie with **Rickie Winslow** (1983-84) and **Michael Young** (1980-81).
- Up next in the Houston records book is **George Williams**, who posted 11 double-doubles in 1999-00... **Clyde Drexler** holds the UH freshman single-season record with 15 double-doubles in 1980-81.
- Easily surpassed previous freshman single-season record with 48 blocked shots... Previous high was 28 by Drexler in 1980-81.
- Already has put his name among the top-10 freshman in several single-season categories, including scoring average (10.9), field goals made (99), field goal percentage (57.6), rebounds (171), rebounding average (8.1), blocks average (2.3) and minutes average (28.3)

SPARK OFF THE BENCH

- Sophomore guard **Jimmie Jones** provided some key minutes as a reserve in the Cougars' win against East Carolina on Jan. 21.
- Finished with two points, four assists and a game-high three steals in 21 minutes against the Pirates... Set career bests in all four categories.
- Joined the team as a walk-on in November and has seen his playing time steadily increase.
- Competed with current teammates **Darian Thibodeaux** and **Leon Gibson** at Navarro College during the 2009-10 season... Attended classes but did not play while attending UH in 2010-11.

FRESHMAN OF THE WEEK, PART II

- Freshman forward **TaShawn Thomas** was honored Jan. 2 as the Conference USA Freshman of the Week... Was the second time this season he collected the league's weekly award.
- Averaged 12.5 points, 13.0 rebounds and 5.5 blocks per game in wins against North Carolina A&T and Texas State.
- Posted nine points, a game-high 10 rebounds and a career-high six blocks in a win against

NATIONAL POLLS
(as of Feb. 6, 2012)

ASSOCIATED PRESS

Rk.	Team	Record	Votes
1.	Kentucky (63)	23-1	1,623
2.	Syracuse (2)	23-1	1,553
3.	Ohio State	20-3	1,493
4.	Missouri	21-2	1,415
5.	North Carolina	20-3	1,352
6.	Baylor	21-2	1,318
7.	Kansas	18-5	1,170
8.	Florida	19-4	1,066
9.	Murray State	23-0	1,055
10.	Duke	19-4	1,037
11.	Michigan State	18-5	1,032
12.	Georgetown	18-4	919
13.	San Diego State	20-3	728
14.	UNLV	21-4	702
15.	Florida State	16-6	694
16.	Saint Mary's	22-2	635
17.	Creighton	21-3	600
18.	Marquette	19-5	469
19.	Virginia	18-4	448
20.	Mississippi State	18-5	401
21.	Wisconsin	18-6	384
22.	Michigan	17-7	253
23.	Indiana	18-6	227
24.	Louisville	18-5	112
25.	Harvard	20-2	105

Others receiving votes: Notre Dame 83, Iowa State 71, **Southern Miss 51**, Temple 41, Gonzaga 35, Wichita State 31, Long Beach State 6, New Mexico 5, Kansas State 3, Iona 2, Cleveland State 2, Vanderbilt 2, BYU 1, Miami (FL) 1

USA TODAY/ESPN COACHES

Rk.	Team	Record	Pts.
1.	Kentucky (31)	23-1	775
2.	Syracuse	23-1	740
3.	Ohio State	20-3	715
4.	Missouri	21-2	673
5.	North Carolina	20-3	639
6.	Baylor	21-2	635
t-7.	Florida	19-4	536
t-7.	Murray State	23-0	536
9.	Duke	19-4	525
10.	Kansas	18-5	480
11.	Georgetown	18-4	454
12.	Michigan State	18-5	444
13.	Saint Mary's	22-2	382
14.	San Diego State	20-3	332
15.	Creighton	21-3	316
16.	UNLV	21-4	302
17.	Florida State	16-6	247
18.	Mississippi State	18-5	241
19.	Marquette	19-5	239
20.	Virginia	18-4	192
21.	Harvard	20-2	153
22.	Wisconsin	18-6	133
t-23.	Indiana	18-6	93
t-23.	Louisville	18-5	93
25.	Michigan	17-7	79

Others receiving votes: Notre Dame 19, Gonzaga 14, New Mexico 13, Iowa State 10, Nevada 9, **Southern Miss 9**, Long Beach State 8, Middle Tennessee 6, Connecticut 6, Temple 6, Vanderbilt 5, California 5, Wichita State 5, Virginia Commonwealth 2, Saint Louis 2, Cleveland State 1, Drexel 1

2011-12 opponents in **bold**

North Carolina A&T on Dec. 28.

- Recorded career highs with 16 points and 16 rebounds against Texas State on Dec. 30.

ALL-TOURNAMENT TEAM TIME

- With his performance against Oklahoma during the first game of the RAMADA All-College Classic on Saturday, junior guard **Jonathon Simmons** was named to the five-man All-Tournament Team.

- Simmons finished with 20 points on 8-of-15 shooting with two 3-pointers, three rebounds, three assists and a pair of steals.

- Joined on the All-Tournament Team by Oklahoma's Steven Pledger and Sam Grooms, New Mexico's Drew Gordon and Oklahoma State's Keiton Page.

PLAY OF THE DAY

- Sophomore forward **Alandise Harris'** dunk with 1:40 remaining at Arkansas was named ESPN SportsCenter's No. 1 Play of the Day on Nov. 18... Dunk gave the Cougars an 80-72 lead.

20-20-20-20 NEWS

- Redshirt freshman guard **Joseph Young** scored a career-high 22 points against Rogers State on Dec. 21 to become the Cougars' fourth 20-point scorer this season.

- Junior guard **Jonathon Simmons** became the Cougars' third 20-point scorer this season and has reach the 20-point milestone in five consecutive games entering Wednesday's contest against North Carolina A&T.

- Junior forward **Kirk Van Slyke** scored a team-season-high 28 points against Oakland on Nov. 22.

- Sophomore forward **Alandise Harris** ranks second on the team with three 20-point games this season and during his career.

OPENING IN STYLE

- Cougars enjoyed an impressive 88-42 win against Grambling State on Nov. 12 inside Hofheinz Pavilion.

- Was the team's biggest season-opening win since a 131-62 victory against Florida Tech on Nov. 22, 2005.

- Was the fewest points allowed by the Cougars since a 46-42 win against Conference USA rival Southern Miss on Feb. 18, 2003.

A LONG TIME FOR A SMALL MARGIN

- The Cougars lost their first three games by a combined four points... That includes a 76-74 setback to Oakland and back-to-back 1-point heartbreakers to TCU and LSU, all inside Hofheinz Pavilion.

- First time since the 1953-54 season that the Cougars lost three straight games by such a small margin... Ironically, it was three straight home games as well.

- The 1953-54 Cougars fell 80-79 to Texas (Jan. 30, 1954); 80-79 to then-Missouri Valley Conference rival Saint Louis (Feb. 1) and 59-57 to MVC rival Tulsa (Feb. 6)... Streak continued with a 96-62 loss at Missouri on Feb. 13, 1954.

LIGHTS... CAMERA... ACTION!

- For the 32nd consecutive season, the Cougars will appear on television during the 2011-12 campaign.

- This also marks the 14th straight season that at least three Cougar Basketball games

GAME-BY-GAME STARTERS

Opponent	Date	1	2	3	4	5	Record
GRAMBLING STATE	11/12/11	Young	Thibodeaux	Simmons	Harris	Thomas	1-0
UTAH VALLEY	11/14/11	Young	Thibodeaux	Simmons	Harris	Thomas	2-0
vs. Arkansas	11/18/11	Young	Thibodeaux	Simmons	Harris	Thomas	3-0
OAKLAND	11/22/11	Young	Thibodeaux	Simmons	Harris	Thomas	3-1
TCU	11/26/11	Young	Thibodeaux	Simmons	Harris	Thomas	3-2
LSU	11/29/11	Young	Thibodeaux	Simmons	Harris	Thomas	3-3
TEXAS A&M-CORPUS CHRISTI	12/6/11	Young	Thibodeaux	Simmons	Harris	Thomas	4-3
at Texas State	12/17/11	Young	Thibodeaux	Simmons	Harris	Thomas	4-4
vs. Oklahoma	12/17/11	Thompson	Thibodeaux	Simmons	Thomas	Gibson	0-1
UTSA	12/20/11	Thompson	Thibodeaux	Simmons	Harris	Thomas	1-0
ROGERS STATE	12/21/11	Thompson	Thibodeaux	Simmons	Harris	Thomas	2-0
NORTH CAROLINA A&T	12/28/11	Thompson	Thibodeaux	Simmons	Harris	Thomas	3-0
TEXAS STATE	12/30/11	Thompson	Thibodeaux	Simmons	Harris	Thomas	4-0
* TULSA	1/4/12	Thompson	Thibodeaux	Simmons	Harris	Thomas	5-0
* at UTEP	1/7/12	Thompson	Thibodeaux	Simmons	Harris	Thomas	5-1
* at UCF	1/11/12	Thompson	Thibodeaux	Simmons	Harris	Thomas	5-2
* MEMPHIS	1/14/12	Thompson	Young	Van Slyke	Harris	Thomas	0-1
* at SMU	1/18/12	Thompson	Thibodeaux	Simmons	Harris	Thomas	5-3
* EAST CAROLINA	1/21/12	Thompson	Thibodeaux	Simmons	Harris	Thomas	6-3
* UTEP	1/28/12	Thompson	Thibodeaux	Simmons	Harris	Thomas	7-3
* at UAB	2/1/12	Thompson	Thibodeaux	Simmons	Harris	Thomas	7-4
* at Tulane	2/4/12	Thompson	Thibodeaux	Simmons	Harris	Thomas	7-5
* RICE	2/8/12	Thompson	Thibodeaux	Simmons	Harris	Thomas	7-6
* at Tulsa	2/11/12						
* SOUTHERN MISS	2/18/12						
* at Marshall	2/22/12						
* SMU	2/25/12						
* TULANE	2/29/12						
* at Rice	3/3/12						

Home games listed in bold

will be televised.

- Cougars will play on television 10 times during the 2011-12 regular season.

- Cougars are 2-5 on television this season following their 80-69 loss at UAB on CSS on Feb. 1.

- The Cougars have been regulars on television during their all-time history, posting a 210-177 all-time record.

- Two Fox Sports Net games – vs. Arkansas (W, 87-78, Nov. 18) and vs. Rice (Feb. 8); The Arkansas game also was seen on ESPN3.com

- One ESPN game – vs. Oklahoma (L, 74-79, Dec. 17)

- Four CSS games – vs. Texas State (W, 94-71, Dec. 30); at UAB (L, 69-80, Feb. 1); vs. Southern Miss (Feb. 18) and at Rice (March 3)

- One Time Warner Cable game – at UTEP (L, 50-70)

- Two CBS Network games – vs. LSU (L, 58-59, Nov. 29); vs. Memphis (L, 55-89, Jan. 14)

- Houston has won at least two televised games in each of the last 11 years (including 2011-12).

A NEW LOOK FOR HOFHEINZ PAVILION

- Athletics administrators unveiled exciting new plans for a \$40 million renovation of Hofheinz Pavilion in June 2010.

- Plans call for the home of the Houston men's and women's basketball teams to remain the Cougars' home venue while updating the facility with the latest game experience amenities.

- Renovated arena will house two new practice courts, office suites for the men's

and women's basketball and volleyball programs, team academic/video rooms and space for sports medicine and sports performance.

- Renovations will put fans closer to the action with 250 floor seats and 100 loge box seats.

- Athletics administrators are currently raising funds for the project, which includes a new \$120 million football stadium on the site of current Robertson Stadium.

- To date, approximately \$60 million have been committed toward the project as administrators continue to work on naming rights for the football field and for the football stadium.

- On Feb. 1-2, UH students voted and approved a referendum that will generate \$48 million for this project.

ANOTHER WEEK, ANOTHER AWARD

- Sophomore forward **Alandise Harris** was honored Nov. 21 as the Conference USA Player of the Week... Helped lead the Cougars to a home win against Utah Valley and a win vs.

CONSECUTIVE GAMES/STARTS STREAKS

Player	Consecutive Games	Consecutive Starts	Career Starts
Darian Thibodeaux	53 (53)	46 (6)	52
Alandise Harris	44 (44)	26 (14)	40
TaShawn Thomas	23 (23)	23 (23)	23
Jonathon Simmons	23 (23)	16 (6)	22
J.J. Thompson	23 (23)	15 (15)	15
Joseph Young	23 (23)	8	9
Leon Gibson	20 (20)	1	1
Kirk Van Slyke	19 (16)	10	25
Mikhail McLean	15	3	7
Jimmie Jones	5	0	0
LeRon Barnes	5	0	0
Donald Brooks	2	0	0
Rakim Stevenson	1	0	0
J.J. Richardson	0	0	0
Jherrod Stiggers	0	0	0

Career highs in bold; () indicates current streak

20-POINT GAMES

Player	2010-11	Career
Jonathon Simmons	6	6
Alandise Harris	3	3
Joseph Young	2	2
Kirk Van Slyke	1	1

DOUBLE-FIGURE SCORING GAMES

Player	2011-12	Career
Alandise Harris	17 (1)	29
Darian Thibodeaux	7	20
Jonathon Simmons	17 (5)	17
Kirk Van Slyke	4	13
Joseph Young	13 (3)	13
TaShawn Thomas	12	12
J.J. Thompson	5	5
Leon Gibson	1	1

DOUBLE-DOUBLES

Player	2011-12	Career
TaShawn Thomas	6 (3)	6
Alandise Harris	1	3
Kirk Van Slyke	0	1
Jonathon Simmons	1 (1)	1

DOUBLE-FIGURE REBOUNDING GAMES

Player	2011-12	Career
TaShawn Thomas	6	6
Alandise Harris	1	5
Kirk Van Slyke	0	1
Joseph Young	1	1
Jonathon Simmons	1 (1)	1

() – indicates active streak

Arkansas in Little Rock, Ark.

- Scored 18 points and grabbed seven rebounds with two blocked shots in 23 minutes vs. Arkansas... Helped snap a seven-game losing streak to the Razorbacks dating back to 1988.

- Powered home an thunderous dunk off a missed shot to give the Cougars an 8-point lead late in the game... Featured as ESPN SportsCenter's No. 1 Play of the Day.

- Finished with 20 points and nine rebounds against Utah Valley earlier in the week.

- Second weekly award of his career... Named C-USA Freshman of the Week in 2010-11.

IMPRESSIVE FIRST WEEK

- After the first week of his collegiate career, forward **TaShawn Thomas** was honored as the Conference USA Freshman of the Week on Nov. 14.

- Did a little of everything in season-opening win vs. Grambling State on Nov. 12... Finished with 13 points, eight rebounds, three blocks, five assists and a pair of steals.

- Was the first weekly award for the Killeen, Texas, native.

HOME SWEET HOME

- The Cougars will compete 18 times in front of the hometown fans inside Hofheinz Pavilion during the regular season... This season, the Cougars are 10-4 inside Hofheinz Pavilion following their 81-76 overtime win against UTEP on Jan. 28.

- In more than 41 seasons at Hofheinz Pavilion, the Cougars have tallied a 472-144 all-time home record.

KEEPING THE FANS HAPPY

- With a 10-4 record at Hofheinz Pavilion so far this season, the Cougars posted their eight straight season with double-digit home wins.

- Marked the first time Houston accomplished that feat since opening Hofheinz Pavilion in 1969 with nine straight seasons of 10+ home wins.

LIKE FATHER, LIKE SON

- Redshirt freshman guard **Joseph Young** never needs to look into the stands when the Cougars play to find his father. He only needs to look down the bench.

- Former Cougar legend **Michael Young** is in his 14th season with the Cougar program in 2011-12, currently serving as the Cougars' director of operations.

- The elder Young remains the team's third-leading career scorer with 2,043 points and is Houston's all-time leader with 16 NCAA Tournament games played.

- The younger Young practiced regularly with the Cougars in 2010-11 but did not compete in any games... Will have four seasons of eligibility beginning in 2011-12.

- This marks the fifth straight season that a Cougar will play for his father. Former guard **Kelvin Lewis** competed from 2007 to 2010 when his father **Kevin Lewis** served as senior associate coach.

GIVING BACK TO THE COMMUNITY

- Houston student-athletes and coaches took time from the Thanksgiving holiday to help serve food to the homeless on Nov. 24.

- Cougars helped serve more than 200 residents of the Star of Hope Mission on Thanksgiving afternoon at the Hard Rock Cafe in downtown Houston.

HISTORICAL FIREPOWER ON THE SIDELINES

- Whenever the Cougars travel in 2011-12, fans can find Houston's leading and third-leading all-time scorers on the sidelines.

- Legendary **Elvin Hayes**, who scored 2,884 points and grabbed 1,662 rebounds – both school records – in only three seasons from 1966 to 1969, serves as the Cougars' analyst on

TEAM GAME-BY-GAME SPECIALTY STATISTICS

Opponent	Date	Points Off Turnovers		2nd Chance Points		Points in the Paint		Fastbreak Points		Bench Points	
		UH	Opp.	UH	Opp.	UH	Opp.	UH	Opp.	UH	Opp.
GRAMBLING STATE	11/12/11	37	5	6	4	42	10	10	0	21	2
UTAH VALLEY	11/14/11	11	4	10	18	22	38	4	0	24	24
vs. Arkansas	11/18/11	13	21	19	14	34	40	4	9	29	32
OAKLAND	11/22/11	12	13	16	17	38	36	10	13	35	23
TCU	11/26/11	12	12	13	11	30	40	13	12	21	29
LSU	11/29/11	17	16	10	15	34	24	8	2	10	18
TEXAS A&M-CORPUS CHRISTI	12/6/11	19	17	26	10	28	28	9	9	28	31
at Texas State	12/17/11	6	12	36	30	13	12	6	9	18	36
vs. Oklahoma	12/17/11	10	17	21	18	30	26	6	6	24	9
UTSA	12/20/11	18	21	4	11	34	24	10	5	8	24
ROGERS STATE	12/21/11	14	13	10	11	44	32	16	10	32	17
NORTH CAROLINA A&T	12/28/11	11	16	19	16	30	24	0	6	27	21
TEXAS STATE	12/30/11	11	22	27	11	40	32	12	17	35	27
* TULSA	1/4/12	11	18	8	14	34	52	6	6	14	30
* at UTEP	1/7/12	12	19	5	6	20	34	4	4	23	10
* at UCF	1/11/12	2	14	13	24	37	50	7	4	20	8
* MEMPHIS	1/14/12	8	21	11	16	28	48	6	20	19	34
* at SMU	1/18/12	4	19	4	9	16	16	0	0	23	8
* EAST CAROLINA	1/21/12	18	27	17	15	42	20	8	2	12	11
* UTEP	1/28/12	13	14	14	18	34	30	4	4	8	14
* at UAB	2/1/12	13	15	13	14	40	24	4	0	11	8
* at Tulane	2/4/12	14	19	13	18	30	42	10	10	21	10
* RICE	2/8/12	8	15	11	4	38	36	2	14	25	20
* at Tulsa	2/11/12										
* SOUTHERN MISS	2/18/12										
* at Marshall	2/22/12										
* SMU	2/25/12										
* TULANE	2/29/12										
* at Rice	3/3/12										
Totals		294	370	303	306	761	736	159	162	488	446
Average per Game		12.8	16.1	13.2	13.3	33.1	32.0	6.9	7.0	21.2	19.4

Home games listed in bold

their radio broadcasts.

- Michael Young**, who was a member of three NCAA Final Four teams and ranks third in school history with 2,043 points, is in his 14th season overall and his seventh season as director of operations.

HOUSTON SPORTS NETWORK

- University of Houston fans once again can follow every minute of Cougars Basketball this season on the Houston Sports Network presented by IMG College.

- All games can be heard throughout the Houston area on SportsTalk 790 AM and on the Internet at UHCougars.com.

- Tom Franklin**, a well-known Houston area sports personality, returns as play-by-play announcer for Cougar broadcasts again this season... For the last seven seasons, Franklin has been the play-by-play announcer for football and men's basketball, calling some of the most exciting and memorable plays in school history.

- Before joining the Houston broadcast team, Franklin worked at Rice and was the voice of the NFL's Houston Oilers from 1990 to 1993.

- Franklin will be joined by Cougar legend **Elvin Hayes**, who is in his second season as an analyst for broadcasts.

- As a Cougar, Hayes was a consensus National Player of the Year selection after averaging 36.8 points and 18.9 rebounds per game... Remains the program's leading scorer and rebounder, averaging 31.0 points and 17.2 rebounds per game during his career.

- Following his Houston days, he was taken with the No. 1 overall pick in the 1968 NBA Draft by the San Diego Rockets... In 16 seasons in the NBA, Hayes averaged 21.0 points and 12.2 rebounds per game. He was named to the All-NBA First or Second Teams six times and was a 12-time NBA All-Star.

- Inducted into the Houston Athletics Hall of Honor in 1974 and joined the Naismith Memorial Basketball Hall of Fame in 1990.

UHCUGARS.COM

- Houston's official athletic web site can be found at UHCougars.com.

- The comprehensive site, which includes releases, photos, biographical sketches and audio broadcasts, is part of the CBS College Sports Network, which currently hosts sites for more than 100 schools, including all Conference USA schools.

THE LAST TIME...

A TEAM

Was ranked

No. 25, Associated Press (12/12/05)
 Received votes in a national poll
 Associated Press (12/8/08)

Played a ranked team

W, 76-71, vs. #19/18 UCF (1/8/11)

Beat a ranked team at home

W, 76-71, vs. #19/18 UCF (1/8/11)

Beat a ranked team on road

W, 84-65, at #15 TCU (2/25/87)

Beat a ranked team at neutral site

W, 100-93, vs. #25 Oklahoma,
 Carrs/Safeway Great Alaska Shootout (11/26/09)

Lost to a ranked team at home

L, 60-69, #5/3 Memphis (3/4/09)

Lost to a ranked team on road

L, 49-74, at #4/3 Memphis,
 C-USA Championship (3/13/09)

Lost to a ranked team at neutral site

L, 77-89, vs. #20/20 Maryland,
 NCAA Tournament Midwest Region First Round
 (3/19/10)

Won 5+ straight games

5 (12/20/11 – 1/7/12)

Won 10+ straight games

10 (11/16/07 – 1/2/08)

Won 15+ straight games

26 (12/17/82 – 4/4/83)

Won 20+ straight games

26 (12/17/82 – 4/4/83)

Won 25+ straight games

26 (12/17/82 – 4/4/83)

Won 30+ straight games

32 (3/25/67 – 3/16/68)

Lost 5+ straight games

7 (2/16/11 – 11/12/11)

Lost 10+ straight games

11 (1/31 – 3/4/98)

Won by 20+ Points

UH: (23) 94-71, vs. Texas State (12/30/11)

Opp.: (21) 54-75, at Tulane (2/4/12)

Won by 25+ Points

UH: (46) 82-48, vs. Grambling State (11/12/11)

Opp.: (34) 55-89, vs. Memphis (1/14/12)

Won by 30+ Points

UH: (46) 82-48, vs. Grambling State (11/12/11)

Opp.: (34) 55-89, vs. Memphis (1/14/12)

Won by 35+ Points

UH: (46) 82-48, vs. Grambling State (11/12/11)

Opp.: (47) 63-110, at Washington (12/24/04)

Won by 40+ Points

UH: (46) 82-48, vs. Grambling State (11/12/11)

Opp.: (47) 63-110, at Washington (12/24/04)

Won by 45+ Points

UH: (46) 82-48, vs. Grambling State (11/12/11)

Opp.: (47) 63-110, at Washington (12/24/04)

Won by 50+ Points

UH: (53) 110-57, vs. Alcorn State (11/18/08)

Opp.: Has not happened

Won by 55+ Points

UH: (69) 131-62, vs. Florida Tech (11/22/05)

Opp.: Has not happened

Won by 60+ Points

UH: (69) 131-62, vs. Florida Tech (11/22/05)

Opp.: Has not happened

Won by 65+ Points

UH: (69) 131-62, vs. Florida Tech (11/22/05)

Opp.: Has not happened

Scored 100 points and lost

L, 101-102 (2OT), at Louisiana-Lafayette (1/13/88)

Played an overtime game

W, 81-76 (OT), vs. UTEP (1/28/12)

Played a double-overtime game

L, 75-82 (2OT), at Iowa State (1/3/10)

Played a triple-overtime game

L, 72-75, vs. Southern Miss (2/3/04)

Played a quadruple-overtime game

L, 77-78 (4OT), at TCU (2/17/81)

Scored 150+ points

UH: W, 158-81, vs. Valparaiso (Feb. 24, 1968)

Opp.: Has not happened

Scored 140+ points

UH: W, 145-78, vs. Texas Lutheran (Dec. 8, 1981)

Opp.: Has not happened

Scored 130+ points

UH: W, 131-62, vs. Florida Tech (Nov. 22, 2005)

Opp.: Has not happened

Scored 120+ points

UH: W, 131-62, vs. Florida Tech (Nov. 22, 2005)

Opp.: L, 101-121, at Bowling Green (March 1, 1975)

Scored 110+ points

UH: W, 110-57, vs. Alcorn State (11/18/08)

Opp.: L, 99-112, at Nevada (11/21/09)

Scored 100+ points

UH: W, 105-81, vs. TCU (12/23/09)

Opp.: L, 99-112, at Nevada (11/21/09)

Scored 95+ points

UH: W, 105-81, vs. TCU (12/23/09)

Opp.: L, 94-99, vs. Louisiana Tech (12/29/09)

Scored less than 60 points

UH: L, 54-75, at Tulane (2/4/12)

Opp.: L, 58-59, vs. LSU (11/29/11)

Scored less than 55 points

UH: L, 54-75, at Tulane (2/4/12)

Opp.: W, 88-42, vs. Grambling State (11/12/11)

Scored less than 50 points

UH: L, 50-70, at UTEP (1/7/12)

Opp.: W, 88-42, vs. Grambling State (11/12/11)

Scored less than 45 points

UH: L, 45-49, at Oregon State, CBI First Round
 (3/18/09)

Opp.: W, 88-42, vs. Grambling State (11/12/11)

Scored 50+ points in a half

UH: 52 (2nd); vs. Texas State (12/30/11)

Opp.: 50 (1st), at UAB (2/1/12)

Scored 50+ points in both halves

UH: 52 (1st); 53 (2nd), vs. TCU (12/23/09)

Opp.: 61 (1st), 51 (2nd), at Nevada (11/17/09)

Scored 55+ points in a half

UH: 55 (2nd), at Nevada (11/21/09)

Opp.: 64, by Marshall, at C-USA Championship
 (3/9/11)

Scored 60+ points in a half

UH: 62 (2nd), vs. Florida Tech (11/22/05) (W, 131-62)

Opp.: 64, by Marshall, at C-USA Championship
 (3/9/11)

Scored 60+ points in both halves

UH: 69 (1st); 62 (2nd), vs. Florida Tech (11/22/05)
 (W, 131-62)

Opp.: Has not happened

Scored 65+ points in a half

UH: 66 (1st), vs. Saint Louis (1/21/92) (W, 110-88)

Opp.: 66 (2nd), by Purdue (Indianapolis) (L, 90-114)

Scored 65+ points in both halves

UH: 74 (1st); 84 (2nd), vs. Valparaiso (W, 158-81)

Opp.: Has not happened

Scored 70+ points in a half

UH: 84 (2nd), vs. Valparaiso (2/24/68) (W, 158-81)

Opp.: Has not happened

Scored 70+ points in both halves

UH: 74 (1st); 84 (2nd), vs. Valparaiso (W, 158-81)

Opp.: Has not happened

Scored 75+ points in a half

UH: 84 (2nd), vs. Valparaiso (2/24/68) (W, 158-81)

Opp.: Has not happened

Scored 80+ points in a half

UH: 84 (2nd), vs. Valparaiso (2/24/68) (W, 158-81)

Opp.: Has not happened

Scored 85+ points in a half

UH: 85 (1st), vs. Texas Wesleyan (2/22/66)
 (W, 152-108)

Opp.: Has not happened

Scored 25 points or less in a half

UH: 24, (2nd), at Tulane (2/4/12) (L, 54-75)

Opp.: 21 (1st), vs. #19/18 UCF (1/8/11) (W, 76-71)

Scored 20 points or less in a half

UH: 19 (2nd), at UTEP (1/7/12) (L, 50-70)

Opp.: 16 (1st), at Oregon State,
 CBI First Round (3/18/09) (L, 45-49)

Scored less than 15 points in a half

UH: 10 (1st), at Memphis (1/24/04) (L, 1/24/04)

Opp.: 14 (2nd), by Tulsa (2/18/06) (W, 73-46)

Shot 70+ percent from field

UH: 70.0 (35-50), vs. Tennessee State (12/30/01)
 (W, 91-60)

Opp.: Has not happened

Shot 65+ percent from field

UH: 70.0 (35-50), vs. Tennessee State (12/30/01)
 (W, 91-60)

Opp.: 67.5 (27-40), vs. Tulsa (1/9/10) (L, 80-86)

Shot 60+ percent from field

UH: 60.9 (28-46), by Arizona (1/12/08) (L, 71-85)

Opp.: 61.2 (30-49), at UTEP (1/7/12) (L, 50-70)

Shot 55 percent+ from field

UH: 55.0 (33-60), vs. Rogers State (12/21/11)
 (W, 90-80)

Opp.: 55.7 (34-61), vs. Memphis (1/14/12) (L, 55-89)

Shot 50 percent+ from field

UH: 50.0 (31-62), vs. East Carolina (1/21/12)
 (W, 82-76)

Opp.: 50.0 (30-60), vs. Rice (2/8/12) (L, 71-79)

Shot 35 percent or less from field

UH: 33.9 (19-56), vs. Memphis (1/14/12)
 (L, 55-89)

Opp.: 34.4 (22-64), by LSU (11/29/11) (L, 58-59)

Shot 30 percent or less from field

UH: 28.3 (15-53), at Oregon State,
 CBI First Round (3/18/09) (L, 45-49)

Opp.: 25.5 (12-47), by Grambling State
 (11/12/11) (L, 42-88)

Shot 25 percent or less from field

UH: 21.3 (16-75), at Texas A&M (2/24/54) (W, 52-51)

Opp.: 23.5 (12-51), vs. Southern (12/8/07)
 (W, 73-49)

Did not make a 3-pointer

UH: vs. Saint Louis (3/7/01), C-USA Tournament
 (L, 65-78)

Current streak of 325 straight games through Feb. 10, 2012

Opp.: by Tulsa (1/4/12) (W, 70-69, OT)

Current streak of 9 straight games through Feb. 10, 2012

Shot 60 percent or higher from 3-pt line

UH: 61.1 (11-18), vs. Texas State (Dec. 30, 2011)
 (W, 94-71)

Opp.: 60.0 (6-10), vs. Oklahoma, RAMADA
 All-College Classic (Dec. 17, 2011) (L, 74-79)

Shot 50 percent or higher from 3-pt line

UH: 50.0 (2-4), vs. Tulsa (1/4/12) (W, 70-69, OT)

Opp.: 55.6 (10-18), at UAB (2/1/12) (L, 69-80)

Shot 40 percent or higher from 3-pt line

UH: 40.0 (6-15), at UAB (2/1/12) (L, 69-80)

Opp.: 47.4 (9-19), vs. Rice (2/8/12) (L, 71-79)

Shot 30 percent or higher from 3-pt line

UH: 30.0 (9-20), vs. Rice (2/8/12) (L, 71-79)

Opp.: 47.4 (9-19), vs. Rice (2/8/12) (L, 71-79)

THE LAST TIME...

Shot 10 percent or less from 3-pt line

UH: 8.3 (1-12), at Tulane (2/4/12) (L, 54-75)
Opp.: 0.0 (0-5), vs. Tulsa (1/4/12) (W, 70-69, OT)

Shot 100 percent from FT line

UH: 100.0 (1-1), vs. SMU (2/16/11) (L, 51-65)
Opp.: 100.0 (12-12), vs. Nicholls State (W, 73-62, OT)

Shot 90 percent or higher from FT line

UH: 100.0 (1-1), vs. SMU (2/16/11) (L, 51-65)
Opp.: 90.9 (10-11), vs. UTSA (12/20/11) (W, 77-75)

Shot 80 percent or higher from FT line

UH: 84.6 (11-13), vs. Rice (2/8/12) (L, 71-79)
Opp.: 81.3 (13-16), vs. Tulsa (1/4/12) (W, 70-69, OT)

Shot 70 percent or higher from FT line

UH: 84.6 (11-13), vs. Rice (2/8/12) (L, 71-79)
Opp.: 71.4 (10-14), vs. Rice (2/8/12) (L, 71-79)

Shot 60 percent or higher from FT line

UH: 84.6 (11-13), vs. Rice (2/8/12) (L, 71-79)
Opp.: 71.4 (10-14), vs. Rice (2/8/12) (L, 71-79)

Shot less than 50 percent from FT line

UH: 40.0 (2-5), at UTEP (1/7/12) (L, 50-70)
Opp.: 43.8 (7-16), at UCF (1/11/12) (L, 63-74)

Had 50+ Rebounds

UH: 52, vs. Texas State (12/30/11) (W, 94-71)
Opp.: 53, at Tulsa (2/5/11) (L, 71-76, OT)

Had 40+ Rebounds

UH: 40, vs. UTEP (1/28/12) (W, 81-76, OT)
Opp.: 41, vs. Memphis (1/14/12) (L, 55-89)

Had 30+ Rebounds

UH: 36, vs. Rice (2/8/12) (L, 71-79)
Opp.: 30, vs. Rice (2/8/12) (L, 71-79)

Had 5+ players score in double digits

UH: Joseph Young (25), Alandise Harris (17), TaShawn Thomas (16), Jonathon Simmons (15), Darian Thibodeaux (11), vs. Texas State (12/30/11)
Opp.: by Hank Thorns (15), Amric Fields (14), Garlon Green (13), J.R. Cadot (11), Kyan Anderseon (10), vs. TCU (11/26/11)

Had 2+ 20-point scorers

UH: Jonathon Simmons (25), Joseph Young (22), vs. Rogers State (12/21/11)
Opp.: by Damier Pitts (28), DeAndre Kane (21), vs. Marshall, at C-USA Championship (3/9/11)

Had 3+ 20-point scorers

UH: Aubrey Coleman (33), Kelvin Lewis (25), Adam Brown (21), vs. TCU (12/23/09)
Opp.: Joey Shaw (26), Brandon Fields (24), Armon Johnson (22), at Nevada (Nov. 21, 2009)

Recorded 25+ assists

UH: 33, vs. Florida Tech (11/22/05) (W, 131-62)
Opp.: 27, at Nevada (11/21/09) (W, 100-93)

Recorded 20+ assists

UH: 22, vs. Rogers State (12/21/11) (W, 90-80)
Opp.: 22, vs. Oakland (11/22/11) (L, 74-76)

Recorded 15+ assists

UH: 17, vs. East Carolina (11/12/12) (W, 81-76, OT)
Opp.: 19, vs. Rice (2/8/12) (L, 71-79)

Recorded 10+ assists

UH: 14, vs. Rice (2/8/12) (L, 71-79)
Opp.: 19, vs. Rice (2/8/12) (L, 71-79)

Recorded less than 5 assists

UH: 3, vs. Memphis (1/14/12) (L, 55-89)
Opp.: 4, vs. Alcorn State (11/14/10) (W, 88-68)

Recorded 15+ blocks

UH: 15, vs. #13 Villanova (3/27/83), NCAA Tournament Midwest Regional championship (W, 89-71)
Opp.: Has not happened

Recorded 10+ blocks

UH: 13, vs. North Carolina A&T (12/28/11) (W, 71-67)
Opp.: 10, at Iowa State (1/3/10) (L, 75-82, 20T)

Recorded 5+ blocks

UH: 6, at Tulane (2/4/12) (L, 54-75)
Opp.: 7, at Tulane (2/4/12) (L, 54-75)

Recorded 0 blocks

UH: 0, vs. Mississippi State (12/19/09) (L, 64-70)
Opp.: 0, vs. Tulsa (1/4/12) (W, 70-69, OT)

Recorded 15+ steals

UH: 15, vs. Rice (3/3/10) (W, 78-70)
Opp.: 16, at Tulane (2/4/12) (L, 54-75)

Recorded 10+ steals

UH: 10, vs. Texas A&M-Corpus Christi (12/3/11) (W, 87-66)
Opp.: 16, at Tulane (2/4/12) (L, 54-75)

Recorded 5+ steals

UH: 8, at Tulane (2/4/12) (L, 54-75)
Opp.: 16, at Tulane (2/4/12) (L, 54-75)

A PLAYER**Recorded a triple-double**

UH: Bo Outlaw (10 pts., 14 rebs., 10 blks.), vs. Texas A&M (2/17/93)
Opp.: by Vernon Smith (14 pts., 10 rebs., 10 asts.), at Texas A&M (2/28/81)

Recorded a double-double

UH: Jonathon Simmons (16 pts., 10 rebs.), vs. Rice (2/8/12) (L, 71-79)
Opp.: by Josh Davis (15 pts., 10 rebs.), at Tulane (2/4/12) (L, 5475)

Had two players record a double-double

UH: TaShawn Thomas (16 pts., 12 rebs.), Alandise Harris (15 pts., 12 rebs.) vs. UTEP (1/28/12)
Opp.: by Cameron Moore (25 pts., 13 rebs.), Ovie Soko (15 pts., 11 rebs.), at UAB (2/1/12) (L, 69-80)

Recorded four straight double-doubles

UH: Aubrey Coleman (24 pts., 12 rebs., vs. UTEP, C-USA Championship, 3/12/09; 20 pts, 14 rebs., vs. SMU, C-USA Championship, 3/11/09; 22 pts., 11 rebs., vs. SMU, 3/7/09; 19 pts., 11 rebs., vs. Memphis, 3/4/09)

Recorded three straight double-doubles

UH: TaShawn Thomas (16 pts., 14 rebs., at UAB, 2/1/12; 16 pts, 12 rebs., vs. UTEP, 1/28/12; 17 pts., 12 rebs., vs. East Carolina 1/21/12)

Recorded consecutive double-doubles

UH: TaShawn Thomas (16 pts., 14 rebs., at UAB, 2/1/12; 16 pts, 12, vs. UTEP, 1/28/12)

Scored 60+ points

UH: 62, Elvin Hayes, vs. Valparaiso (2/24/68) (W, 158-81)
Opp.: Has not happened

Scored 55+ points

UH: 62, Elvin Hayes, vs. Valparaiso (2/24/68) (W, 158-81)
Opp.: Has not happened

Scored 50+ points

UH: 52, Robert McKiver, vs. Southern Miss (2/27/08)
Opp.: 50, by Ron Schlieman, North Dakota State (12/7/67)

Scored 45+ points

UH: 52, Robert McKiver, vs. Southern Miss (2/27/08)
Opp.: 50, by Ron Schlieman, vs. North Dakota State (12/7/67)

Scored 40+ points

UH: 52, Robert McKiver, vs. Southern Miss (2/27/08)
Opp.: 43, by Kurt Thomas, vs. TCU (2/11/95)

Scored 35+ points

UH: 38, Aubrey Coleman, at Tulane (3/6/10)
Opp.: 38, by Stefon Jackson, vs. UTEP, C-USA Tournament (3/12/09)

Scored 30+ points

UH: 30, Aubrey Coleman, at SMU (2/27/10)
Opp.: 31, by Steven Pledger, vs. Oklahoma, RAMADA All-College Classic (12/17/11)

Scored 25+ points

UH: 25, Jonathon Simmons, vs. UTEP (1/28/12) (W, 81-76, OT)
Opp.: 25, Cameron Moore, at UAB (2/1/12) (L, 69-80)

Scored 30+ points in 3+ straight games

UH: 3, Aubrey Coleman (37, vs. Marshall, 1/30/10; 32, at Memphis, 1/23/10; 30, vs. UCF, 1/20/10)

Scored 30+ points in 2+ straight games

UH: 3, Aubrey Coleman (32, at Memphis, 1/23/10; 30, vs. UCF, 1/20/10)

Scored 20+ points in 5+ straight games

UH: 5, Jonathon Simmons (25, vs. Rogers State, 12/21/11; 22, vs. UTSA, 12/20/11; 20, vs. Oklahoma, 12/17/11; 26, at Texas State, 12/6/11; 22, vs. Texas A&M-Corpus Christi, 12/3/11)

Scored 20+ points in 4+ straight games

UH: 4, Jonathon Simmons (25, vs. Rogers State, 12/21/11; 22, vs. UTSA, 12/20/11; 20, vs. Oklahoma, 12/17/11; 26, at Texas State, 12/6/11)

Scored 20+ points in 3+ straight games

UH: 3, Jonathon Simmons (25, vs. Rogers State, 12/21/11; 22, vs. UTSA, 12/20/11; 20, vs. Oklahoma, 12/17/11)

Scored 20+ points in 2+ straight games

UH: 2, Jonathon Simmons (25, vs. Rogers State, 12/21/11; 22, vs. UTSA, 12/20/11)

Made 10-14 field goals

UH: 10, Jonathon Simmons, vs. UTEP (1/28/12) (L, 76-81, OT)
Opp.: 10, Cameron Moore, at UAB (2/1/12) (L, 69-80)

Made 15+ field goals

UH: 16, Aubrey Coleman, at Marshall (2/18/09) (L, 83-88)
Opp.: 15, Craig Brackins, at Iowa State (12/28/08) (L, 67-71)

Attempted 30+ field goals

UH: 31, Aubrey Coleman, vs. Mississippi State (12/19/09)
Opp.: NA

Attempted 25-29 field goals

UH: 31, Aubrey Coleman, vs. Mississippi State (12/19/09)
Opp.: 26, Stefon Jackson, vs. UTEP, C-USA Championship (3/12/09)

Attempted 20-24 field goals

UH: 20, Maurice McNeil, vs. UTSA (12/11/10)
Opp.: 23, Melvin Johnson III, vs. UTSA (12/20/11) (W, 77-75)

Attempted 15-19 field goals

UH: 18, Jonathon Simmons, vs. UTEP (1/28/12) (L, 76-81, OT)
Opp.: 19, Cameron Moore, at UAB (2/1/12) (L, 69-80)

Recorded 30+ rebounds

UH: 37, Elvin Hayes, vs. Centenary (2/10/68)
Opp.: Has not happened

Recorded 25+ rebounds

UH: 25, Hakeem Olajuwon, vs. Texas Tech (1/12/84)
Opp.: 26, by Tom Owens, South Carolina (2/22/71)

Recorded 20+ rebounds

UH: 21, Louis Truscott, at TCU (2/1/03)
Opp.: 21, Olu Ashaolu, vs. Louisiana Tech (12/29/09)

Recorded 15+ rebounds

UH: 16, TaShawn Thomas, vs. Texas State (12/30/11)
Opp.: 18, Dario Hunt, vs. Nevada (12/6/10)

Recorded 10+ rebounds in 4 straight games

UH: Aubrey Coleman (12, vs. UTEP, C-USA Championship, 3/12/09; 14, vs. SMU, C-USA Championship, 3/11/09; 11, vs. SMU, 3/7/09; 11, vs. Memphis, 3/4/09)

THE LAST TIME...

Recorded 10+ rebounds in 3 straight games

UH: TaShawn Thomas (14, at UAB, 2/1/12;
12, vs. UTEP, 1/28/12;
12, vs. East Carolina, 1/21/12)

Recorded 10+ rebounds in 2 straight games

UH: TaShawn Thomas (14, at UAB, 2/1/12;
12, vs. UTEP, 1/28/12)

Recorded 20+ pts/20+ rebs.

UH: Louis Truscott (21 pts., 21 rebs.), at TCU (2/1/03)
Opp.: by Kurt Thomas, TCU (26 pts., 20 rebs.)
(3/9/95)

Made 9+ 3-pointers

UH: 9, Robert McKiver, vs. Middle Tennessee
(12/1/07)

Opp.: 11, by Dennis Scott, Georgia Tech (12/28/88)

Made 8+ 3-pointers

UH: 9, Robert McKiver, vs. Middle Tennessee
(12/1/07)

Opp.: 8, by Sam Hinnant, at East Carolina (3/1/08)

Made 7+ 3-pointers

UH: 7, Kelvin Lewis, vs. SMU (2/13/10)

Opp.: 8, by Sam Hinnant, at East Carolina (3/1/08)

Made 6+ 3-pointers

UH: 6, Kelvin Lewis, vs. UTEP,
C-USA Championship (3/13/10)

Opp.: 6, by Jordan Callahan, vs. Tulane (2/12/11)

Attempted 11+ three-pointers in a game

UH: 16, Kelvin Lewis, vs. SMU (2/13/10)

Opp.: 15, Miguel Paul, vs. East Carolina (1/21/12)

Attempted 8-10 three-pointers in a game

UH: 8, Joseph Young, at SMU (1/18/12)

Opp.: 8, Chris Crawford, vs. Memphis (1/14/12)
(L, 55-89)

Attempted 7 three-pointers in a game

UH: 7, Joseph Young, at UAB (2/1/12) (L, 69-80)

Opp.: 7, Ricky Tarrant, at Tulane (2/4/12) (L, 54-75)

Made 15+ free throws

UH: 17, Kelvin Lewis, at UTEP (1/14/09)

Opp.: 18, by Jerry Bayless, Arizona (1/12/08)

Made 10+ free throws

UH: 12, Alandise Harris, vs. Memphis (1/14/12)

Opp.: 12, by Randy Culpepper, at NR/RV UTEP
(2/19/11)

Recorded 15+ assists

UH: 15, Randy Brown, vs. Fordham (3/17/88)

Opp.: 17, by Sean Colson, Charlotte (2/8/97)

Recorded 10+ assists

UH: 10, Adam Brown, at Sam Houston State
(12/4/10)

Opp.: 10, by Damier Pitts, vs. Marshall,
C-USA Championship (3/9/11)

Recorded 15+ blocks

UH: 15, Hakeem Olajuwon, vs. Biscayne (12/3/83)

Opp.: Has not happened

Recorded 10+ blocks

UH: 10, Bo Outlaw, vs. Texas A&M (2/17/93)

Opp.: 10, by Gerrick Morris, USF (2/21/04)

Recorded 5+ blocks

UH: 6, TaShawn Thomas,
vs. North Carolina A&T (12/28/11)

Opp.: 5, Cameron Moore, at UAB (2/1/12) (L, 69-80)

Recorded 10+ steals

UH: 11, Clyde Drexler, vs. Syracuse (12/11/82)

Opp.: 10, by B.J. Tyler, Texas (1/29/94)

Recorded 5+ steals

UH: 5, Zamal Nixon, vs. Nevada (12/6/10)

Opp.: 5, Ricky Tarrant, at Tulane (2/4/12) (L, 54-75)

Played every minute (regulation)

UH: Darian Thibodeaux, vs. Southern Miss (3/5/11)

Opp.: by Travis Bader, vs. Oakland (11/22/11)

Two players played every minute (reg.)

UH: Aubrey Coleman, Kelvin Lewis, at SMU (2/27/10)

Opp.: by Brian Graham, Brian Swift,
Bradley Mosley, vs. USF (2/21/04)

Three players played every minute (reg.)

UH: 40, Dion Dowell, Richard Young, Robert Lee,
vs. Creighton, Outrigger Hotels Rainbow
Classic (12/22/06)

Opp.: 40, by Brian Graham, Brian Swift,
Bradley Mosley, vs. USF (2/21/04)

Played every minute (OT+)

UH: 45, Qa'rraan Calhoun, at Arizona (1/24/09)

Opp.: 45, by Jordan Hill, at Arizona (1/24/09)

Played every minute (2OT+)

UH: 50, Rickie Winslow, Alvin Franklin,
vs. Texas Tech (2/5/86)

Opp.: 50, by Albert Thomas, Michael Strickland,
vs. TCU, SWC Tournament (3/14/92)

Played every minute (3OT+)

UH: 60, Clyde Drexler, at TCU (2/17/81)

Opp.: 60, by Deckery Johnson, Warren Bridges,
Darrell Browder, at TCU (2/17/81)

Played every minute (4OT+)

UH: 60, Clyde Drexler, at TCU (2/17/81)

Opp.: 60, by Deckery Johnson, Warren Bridges,
Darrell Browder, at TCU (2/17/81)

Fouled out

UH: Alandise Harris, vs. Oklahoma,
RAMADA All-College Classic (12/17/11)

Opp.: Ovie Soko, at UAB (2/1/12) (L, 69-80)

Two players fouled out

UH: Jonathon Simmons, Kirk Van Slyke,
vs. Arkansas (11/18/11)

Opp.: by Gabriel McCulley, Cedrick Lang,
vs. UTEP (1/28/12)

Three players fouled out

UH: Aubrey Coleman, Zamal Nixon,
DaShaun Williams, at Southern Miss (1/17/09)

Opp.: by Travis Bureau, Scottie Farrington,
J.J. Thomas, vs. Louisiana (11/23/10)

RADIO/TV ROSTER




#0 JOSEPH YOUNG
G • 6-3 • 185 • r-Fr.-RS
Houston, Texas



#1 MIKHAIL McLEAN
F • 6-8 • 205 • So.-1L
Houston, Texas




#2 ALANDISE HARRIS
F • 6-6 • 230 • So.-1L
Little Rock, Ark.



#3 J.J. THOMPSON
G • 6-0 • 185 • Fr.-HS
Irving, Texas




#4 LeRON BARNES
G • 6-6 • 195 • Fr.-HS
Stonewall, La.




#11 DARIAN THIBODEAUX
G • 6-3 • 175 • Sr.-1L
Dallas, Texas



#12 JIMMIE JONES
G • 5-10 • 160 • r-So.-JC
Plano, Texas



#15 LEON GIBSON
F • 6-9 • 245 • Jr.-JC
Los Angeles, Calif.




#20 DONALD BROOKS
G • 6-0 • 185 • So.-1L
Houston, Texas



#21 JHERROD STIGGERS
G • 6-5 • 210 • Fr.-HS
Terrell, Texas



#23 JONATHON SIMMONS
G • 6-6 • 195 • Jr.-JC
Houston, Texas



#32 KIRK VAN SLYKE
F • 6-9 • 225 • Jr.-2L
The Woodlands, Texas



#35 TaSHAWN THOMAS
F • 6-8 • 215 • Fr.-HS
Killeen, Texas



#45 RAKIM STEVENSON
F • 6-6 • 220 • So.-SQ
Houston, Texas



#55 J.J. RICHARDSON
F • 6-8 • 245 • Jr.-TR
Missouri City, Texas




JAMES DICKEY
Head Coach
2nd Season at Houston
12th Season Overall



ALVIN BROOKS
Associate Head Coach
14th Season at Houston
28th Season Overall



DANIYAL ROBINSON
Assistant Coach
Second Season at Houston
12th Season Overall



ULRIC MALIGI
Assistant Coach
Second Season at Houston
Sixth Season Overall



MICHAEL YOUNG
Director of Operations
14th Season at Houston
and Overall



JAMES DICKEY

Head Coach

Second Season at Houston • 12th Season Overall

23-30 Record at UH • 187-153 Overall Record

Central Arkansas '76

A veteran of multiple NCAA Tournaments, James Dickey became the eighth coach in the history of the University of Houston men's basketball program on April 1, 2010.

As a head coach at Texas Tech for 10 years or in a 17-year career as an assistant coach at Oklahoma State, Texas Tech, Kentucky, Arkansas, Central Arkansas and Harding College, he mentored more than 20 players who played in the National Basketball Association (NBA), competed in 12 NCAA Tournaments and earned six conference or district Coach of the Year awards.

Under his guidance, Texas Tech captured three regular-season or tournament championships during his career, including a sweep of both titles in 1996.

Before joining the Cougars, Dickey spent two seasons caring for his family, working with his son's basketball team and serving as a volunteer assistant coach at Stillwater High School in Oklahoma.

AT HOUSTON

Dickey joined the Cougars in April 2010 and immediately went to work assembling his staff, recruiting student-athletes, building the schedule and reorganizing the program

Despite such a late start in so many areas, Dickey and his assistant coaches led the Cougars to 12 wins, including a 76-71 upset of No. 19/18 UCF in Hofheinz Pavilion, in 2010-11

Forward Maurice McNeil was honored as the league's inaugural Player of the Week that season, while forward Alandise Harris was recognized as the C-USA Freshman of the Week later in the campaign

Dickey also helped lead guard Zamal Nixon, competing in his final season with the Cougars, to a spot on the C-USA All-Defensive Team and a 92.2 free throw percentage, third highest in the nation

Following his first season, Dickey and his staff compiled an award-winning recruiting class with eight players who will be competing in their first seasons with the Cougars in 2011-12.

AT TEXAS TECH

Dickey served as the head coach at Texas Tech from 1991 to 2001, leading the Red Raiders to a 164-123 (.571) record, two NCAA Tournament appearances and an NIT berth during his stint. Taking over a Texas Tech program that had won only 13 games combined during the two seasons before his arrival in Lubbock, Dickey guided the Red Raiders to winning seasons in each of his first six years.

After leading Texas Tech to a 15-14 record in his first season, he was hon-

ored as the 1992 Southwest Conference Coach of the Year.

During his second season, Dickey led Texas Tech to a 15-11 regular-season record entering the SWC Classic. The Red Raiders reeled off back-to-back wins against Baylor and TCU and then enjoyed an 88-76 win over Houston in the title game to win the tournament championship and advance to the NCAA Tournament.

Two years later, the Red Raiders competed in the NIT after finishing second at the SWC Classic, which included a semifinal victory against the Cougars.

The Red Raiders enjoyed the greatest season in school history during the 1995-96 campaign. After starting the year 7-1, Dickey led Texas Tech on a 21-game winning streak that did not end until a loss to Georgetown in the Sweet 16.

AT OKLAHOMA STATE

Following his stint at Texas Tech, Dickey worked as a color commentator for Oklahoma State before rejoining his mentor Eddie Sutton as an assistant coach in Stillwater.

In six seasons with the Cowboys, Dickey was a part of six postseason teams, including his first three teams there that advanced to the NCAA Tournament.

During his final three seasons, Dickey helped lead the Cowboys to three straight NIT berths, including a 22-13 record in 2006-07.

EARLY COACHING CAREER

Dickey first joined the coaching ranks as an assistant coach at Harding College in Searcy, Ark., for the 1976-77 season. He earned his master's degree in education during that stint with the Bison program.

From there, Dickey accepted his first head coaching position, taking the reins at the local high school, Harding Academy. His first step into the collegiate ranks was a return engagement to his alma mater at Central Arkansas. He was an assistant in the Bears program for two seasons, helping the school to a 33-29 record during that time.

Following the 1980-81 season, Dickey accepted an offer from legendary head coach Eddie Sutton to join his staff at Arkansas. He worked at Arkansas for four seasons and helped lead the Razorbacks to a 96-30 combined record. The Hogs made four consecutive NCAA Tournament appearances and won the 1982 Southwest Conference regular-season and tournament titles.

When Sutton accepted the head coaching job at Kentucky after the 1984-85 campaign, Dickey also made the move to Lexington. The duo helped lead the Wildcats to a 90-40 overall record during the next four seasons with three NCAA Tournament appearances during that span. In 1986, Dickey helped lead Kentucky into the Elite Eight and final rankings of No. 3 and No. 4 in the Associated Press and coaches' polls, respectively.

Dickey earned his first collegiate head coaching opportunity when Texas Tech head coach Gerald Myers stepped down after the 1990-91 campaign. He was named Texas Tech's head coach on April 10, 1991, after serving one season as an assistant coach with the Red Raiders.

PERSONAL

His wife, the former Bettye Fiscus of Wynne, Ark., was a standout performer for the Arkansas Lady Razorbacks and remains the program's all-time leading scorer. The two met when Dickey was coaching at Arkansas.


They have a daughter Lauren Brooks and a son Jared Allen.

DICKEY vs. OPPONENTS

Opponent	W	L	Pct.
Alcorn State	1	0	.000
Arizona	0	1	.000
Arkansas	1	0	1.000
Arkansas State	0	1	.000
Ball State	0	1	.000
BYU	1	1	.500
Centenary	1	0	1.000
Central Michigan	1	0	1.000
Colorado	0	5	.000
Colorado State	2	0	1.000
East Carolina	1	1	.500
East Tennessee State	2	0	1.000
Eastern Kentucky	1	0	1.000
Eastern Michigan	0	1	.000
Fresno State	1	0	1.000
George Washington	2	0	1.000
Grambling State	1	0	1.000
Houston	9	4	.692
Houston Baptist	2	0	1.000
Indiana	0	2	.000
Iowa State	1	5	.167
Kansas	1	4	.200
Kansas State	4	2	.667
Kent State	1	0	1.000
Kentucky	0	1	.000
LaSalle	1	0	1.000
Louisiana-Lafayette	3	1	.750
Louisiana Tech	0	1	.000
LSU	0	2	.000
Marshall	0	2	.000
Memphis	0	2	.000
Midwestern State	3	0	1.000
Missouri	3	4	.429
Missouri State	2	0	1.000
Missouri-Kansas City	1	1	.500
Montana	2	0	1.000
Montana State	1	1	.500
Nebraska	3	3	.500
Nevada	3	0	1.000
New Mexico	2	3	.400
New Mexico State	2	3	.400
Nicholls State	4	0	1.000
North Carolina A&T	1	0	.000
North Texas	5	1	.833
Northern Illinois	1	1	.500
Northwestern Oklahoma St.	1	0	1.000
Oakland	0	1	.000
Old Dominion	1	1	.500
Oklahoma	4	8	.333
Oklahoma State	2	9	.182
Oral Roberts	6	0	1.000
Pepperdine	2	0	1.000
Penn State	1	0	1.000
Prairie View A&M	5	0	1.000
Rice	9	6	.600
Rogers State	2	0	.000
Sam Houston State	2	0	.000
SMU	10	6	.625
Southeastern Louisiana	1	0	1.000
Southern Miss	1	1	.500
St. John's	0	1	.000
Stephen F. Austin	3	1	.750
TCU	10	7	.588
Temple	0	1	.000
Texas	7	17	.292
Texas A&M	14	8	.636
Texas A&M-Corpus Christi	2	2	.500
Texas State	2	1	.667
Tulane	2	3	.400
Tulsa	2	3	.400
UAB	0	3	.000
UALR	2	0	1.000
UCF	1	1	.500
UT Arlington	2	0	1.000
Utah Valley	1	0	1.000
UTEP	2	6	.250
UTPA	2	0	1.000
UTSA	3	1	.750
Washington State	0	1	.000
Weber State	0	1	.000
Western Michigan	1	0	1.000
Wisconsin	0	2	.000
Wyoming	1	0	1.000
83 opponents	187	153	.550

DICKEY'S YEAR-BY-YEAR RECORD

Year	School	----Overall----		- Conference -		Postseason
		Record	Pct.	Record	Pct.	
1991-92	Texas Tech	15-14	.517	6-8	.429	
1992-93	Texas Tech	18-12	.600	6-8	.429	NCAA First Round
1993-94	Texas Tech	17-11	.607	10-4	.714	
1994-95	Texas Tech	20-10	.667	11-3	.786	NIT First Round
1995-96	Texas Tech	28-1	.966	14-0	1.000	NCAA Sweet 16
1996-97	Texas Tech	19-9	.679	10-6	.625	
1997-98	Texas Tech	13-14	.481	7-9	.438	
1998-99	Texas Tech	13-17	.433	5-11	.313	
1999-00	Texas Tech	12-16	.429	3-13	.188	
2000-01	Texas Tech	9-19	.321	3-13	.188	
2010-11	Houston	12-18	.400	4-12	.250	
2011-12	Houston	11-12	.478	3-7	.300	
Totals	11+ years	187-153	.550	82-95	.463	
Houston	1+ years	23-30	.434	7-19	.269	
Texas Tech	10 years	164-123	.571	75-75	.500	



#4 LeRON BARNES

Guard

6-6 • 195 • Freshman-HS

Stonewall, La.

North DeSoto HS

CAREER HIGHS

Points

5, at Texas State (12/6/11)

Field Goals Made

2, at Texas State (12/6/11)

Field Goal Attempts

3, vs. Rogers State (12/21/11);

3, at Texas State (12/6/11)

3-Point Field Goals Made

1, at Texas State (12/6/11)

3-Point Field Goal Attempts

2, at Texas State (12/6/11);

2, vs. LSU (11/29/11)

Free Throws Made

2, vs. Texas A&M-Corpus Christi (12/3/11)

Free Throw Attempts

4, vs. Texas A&M-Corpus Christi (12/3/11)

Rebounds

5, at Texas State (12/6/11)

Assists

3, vs. Rogers State (12/21/11);

3, vs. LSU (11/29/11)

Steals

1, vs. LSU (11/29/11)

Blocked Shots

None

Minutes Played

20, vs. Texas A&M-Corpus Christi (12/3/11)

FRESHMAN (2011-12)


Made his collegiate debut against LSU after sitting out the first five games with a leg injury... Grabbed four rebounds with three assists and a steal in 16 minutes against the Tigers... Scored four points with four rebounds and a pair steals in 20 minutes against Texas A&M-Corpus Christi... Finished with five points and five rebounds in 11 minutes at Texas State... Will miss the rest of the season due to a severe groin injury suffered early in the season... Expected to receive a medical redshirt.

Barnes' 2011-12 Game-by-Game Statistics

Date	Opponent	GS	Min	FG-A	3FG-FGA	FT-FTA	OR-DR	Tot	PF	A	TO	Blk	Stl	Pts
11/12/11	GRAMBLING STATE					DNP								
11/14/11	UTAH VALLEY					DNP								
11/18/11	vs. Arkansas					DNP								
11/22/11	OAKLAND					DNP								
11/26/11	TCU					DNP								
11/29/11	LSU		16	0-2	0-2	0-0	1-3	4	0	3	1	0	1	0
12/3/11	TEXAS A&M-CORPUS CHRISTI		20	1-1	0-0	2-4	0-4	4	4	0	2	1	2	4
12/6/11	at Texas State		11	2-3	1-2	0-0	1-4	5	1	0	0	0	0	5
12/17/11	vs. Oklahoma		3	0-1	0-1	0-0	0-0	0	0	1	1	0	0	0
12/20/11	UTSA					DNP								
12/21/11	ROGERS STATE		16	1-3	0-0	0-0	0-1	1	3	3	1	0	0	2
12/28/11	NORTH CAROLINA A&T					DNP								
12/30/11	TEXAS STATE					DNP								
1/4/12	* TULSA					DNP								
1/7/12	* at UTEP					DNP								
1/11/12	* at UCF					DNP								
1/14/12	* MEMPHIS					DNP								
1/18/12	* at SMU					DNP								
1/21/12	* EAST CAROLINA					DNP								
1/28/12	* UTEP					DNP								
2/1/12	* at UAB					DNP								
2/4/12	* at Tulane					DNP								
2/8/12	* RICE					DNP								
2/11/12	* at Tulsa					DNP								
2/18/12	* SOUTHERN MISS					DNP								
2/22/12	* at Marshall					DNP								
2/25/12	* SMU					DNP								
2/29/12	* TULANE					DNP								
3/3/12	* at Rice					DNP								

BARNES' CAREER STATISTICS

Year	GP-GS	MP	FG-FGA	Pct	3P-A	Pct	FT-FTA	Pct	Off-Def	Reb - Avg	PF-DQ	Ast	TO	Blk	Stl	Pts - Avg
2011-12	5-0	66	4-10	.400	1-5	.200	2-4	.500	2-12	14 - 2.8	8-0	7	5	1	3	11 - 2.2
Totals	5-0	66	4-10	.400	1-5	.200	2-4	.500	2-12	14 - 2.8	8-0	7	5	1	3	11 - 2.2



#20 DONALD BROOKS

Guard

6-1 • 180 • Sophomore-SQ

Houston, Texas

Spring Woods HS

CAREER HIGHS

Points

None

Field Goals Made

None

Field Goal Attempts

None

3-Point Field Goals Made

None

3-Point Field Goal Attempts

None

Free Throws Made

None

Free Throw Attempts

None

Rebounds

None

Assists

1, vs. Grambling State (11/12/11)

Steals

None

Blocked Shots

None

Minutes Played

4, vs. Grambling State (11/12/11)

SOPHOMORE (2011-12)

Made his season debut against Grambling State during the season opener... Played three minutes against Texas A&M-Corpus Christi.

Brooks' 2011-12 Game-by-Game Statistics

Date	Opponent	GS	Min	FG-A	3FG-FGA	FT-FTA	OR-DR	Tot	PF	A	TO	Blk	Stl	Pts
11/12/11	GRAMBLING STATE	4		0-0	0-0	0-0	0-0	0	1	1	0	0	0	0
11/14/11	UTAH VALLEY					DNP								
11/18/11	vs. Arkansas					DNP								
11/22/11	OAKLAND					DNP								
11/26/11	TCU					DNP								
11/29/11	LSU					DNP								
12/3/11	TEXAS A&M-CORPUS CHRISTI	3		0-0	0-0	0-0	0-0	0	0	0	0	0	0	0
12/6/11	at Texas State					DNP								
12/17/11	vs. Oklahoma					DNP								
12/20/11	UTSA					DNP								
12/21/11	ROGERS STATE					DNP								
12/28/11	NORTH CAROLINA A&T					DNP								
12/30/11	TEXAS STATE					DNP								
1/4/12	* TULSA					DNP								
1/7/12	* at UTEP					DNP								
1/11/12	* at UCF					DNP								
1/14/12	* MEMPHIS		1	0-0	0-0	0-0	0-0	0	0	0	0	0	0	0
1/18/12	* at SMU					DNP								
1/21/12	* EAST CAROLINA					DNP								
1/28/12	* UTEP					DNP								
2/1/12	* at UAB					DNP								
2/4/12	* at Tulane					DNP								
2/8/12	* RICE					DNP								
2/11/12	* at Tulsa					DNP								
2/18/12	* SOUTHERN MISS					DNP								
2/22/12	* at Marshall					DNP								
2/25/12	* SMU					DNP								
2/29/12	* TULANE					DNP								
3/3/12	* at Rice					DNP								

BROOKS' CAREER STATISTICS

Year	GP-GS	MP	FG-FGA	Pct	3P-A	Pct	FT-FTA	Pct	Off-Def	Reb - Avg	PF-DQ	Ast	TO	Blk	Stl	Pts - Avg
2010-11	2-0	2	0-0	.000	0-0	.000	0-0	.000	0-0	0 - 0.0	0-0	0	0	0	0	0 - 0.0
2011-12	3-0	8	0-1	.000	0-0	.000	0-0	.000	0-0	0 - 0.0	1-0	1	0	0	0	0 - 0.0
Totals	5-0	10	0-1	.000	0-0	.000	0-0	.000	0-0	0 - 0.0	1-0	1	0	0	0	0 - 0.0



#15 LEON GIBSON

Forward

6-9 • 235 • Junior-JC

Los Angeles, Calif.

Navarro JC

Serra HS

CAREER HIGHS

Points

16, vs. Texas A&M-Corpus Christi (12/3/11)

Field Goals Made

6, vs. Texas A&M-Corpus Christi (12/3/11)

Field Goal Attempts

9, vs. East Carolina (1/21/12)

3-Point Field Goals Made

None

3-Point Field Goal Attempts

1, vs. Memphis (1/14/12)

Free Throws Made

4, vs. Texas A&M-Corpus Christi (12/3/11)

Free Throw Attempts

4, vs. Texas A&M-Corpus Christi (12/3/11)

Rebounds

9, vs. East Carolina (1/21/12)

Assists

2, at UCF (1/11/12)

Steals

1, at SMU (1/18/12);
1, vs. Tulsa (1/4/12)

Blocked Shots

1, done five times; Most recently
vs. East Carolina (1/21/12)

Minutes Played

20, vs. Oklahoma (12/17/11)

JUNIOR (2011-12)

Made his collegiate debut against Grambling State during the season opener... Finished with four points and two rebounds against TCU... Came off the bench to pour in 16 points on 6-of-8 shooting with four rebounds in 18 minutes against Texas A&M-Corpus Christi... Made his first career start against Oklahoma during the first game of the RAMADA All-College Classic... Finished with seven points and five rebounds against the Sooners... Posted four points with seven rebounds in 13 minutes against Texas State... Grabbed nine rebounds with four points against East Carolina.

Gibson's 2011-12 Game-by-Game Statistics

Date	Opponent	GS	Min	FG-A	3FG-FGA	FT-FTA	OR-DR	Tot	PF	A	TO	Blk	Stl	Pts
11/12/11	GRAMBLING STATE	11		0-0	0-0	0-1	0-3	3	2	0	0	1	0	0
11/14/11	UTAH VALLEY					DNP								
11/18/11	vs. Arkansas					DNP								
11/22/11	OAKLAND					DNP								
11/26/11	TCU	5	2-3	0-0	0-0	1-1		2	1	0	0	0	0	4
11/29/11	LSU	4	1-1	0-0	0-0	0-0		0	1	0	0	0	0	2
12/3/11	TEXAS A&M-CORPUS CHRISTI	18	6-8	0-0	4-4	3-1		4	5	0	2	0	0	16
12/6/11	at Texas State	5	0-1	0-0	0-0	0-1		1	1	1	0	0	0	0
12/17/11	vs. Oklahoma	*	20	3-8	0-0	1-2	3-2	5	2	0	1	0	0	7
12/20/11	UTSA	7	1-1	0-0	2-2	0-2		2	0	1	2	1	0	4
12/21/11	ROGERS STATE	10	2-4	0-0	0-0	1-2		3	0	1	0	0	1	4
12/28/11	NORTH CAROLINA A&T	9	3-3	0-0	0-0	0-1		1	0	0	0	0	0	6
12/30/11	TEXAS STATE	13	1-2	0-0	2-3	3-4		7	4	1	3	0	0	4
1/4/12	* TULSA	16	2-4	0-0	0-0	0-2		2	4	0	1	1	1	4
1/7/12	* at UTEP	18	2-3	0-0	0-0	1-2		3	2	1	1	1	0	4
1/11/12	* at UCF	11	2-4	0-0	2-2	0-2		2	0	2	0	0	0	6
1/14/12	* MEMPHIS	11	1-4	0-1	1-2	1-4		5	2	0	0	0	0	3
1/18/12	* at SMU	10	0-0	0-0	1-2	0-2		2	1	0	1	1	1	1
1/21/12	* EAST CAROLINA	19	2-9	0-0	0-0	4-5		9	3	1	1	1	0	4
1/28/12	* UTEP	9	0-4	0-0	0-0	1-1		2	3	0	0	0	0	0
2/1/12	* at UAB	5	0-3	0-0	0-2	0-1		1	1	0	0	0	0	0
2/4/12	* at Tulane	5	0-0	0-0	0-0	0-1		1	0	0	0	0	0	0
2/8/12	* RICE	9	2-4	0-0	0-0	1-0		1	1	1	1	1	0	4
2/11/12	* at Tulsa													
2/18/12	* SOUTHERN MISS													
2/22/12	* at Marshall													
2/25/12	* SMU													
2/29/12	* TULANE													
3/3/12	* at Rice													

GIBSON'S CAREER STATISTICS

Year	GP-GS	MP	FG-FGA	Pct	3P-A	Pct	FT-FTA	Pct	Off-Def	Reb - Avg	PF-DQ	Ast	TO	Blk	Stl	Pts - Avg
2011-12	20-1	215	30-66	.455	0-1	.000	13-20	.650	19-37	56 - 2.8	33-1	9	13	7	3	73 - 3.7
Totals	20-1	215	30-66	.455	0-1	.000	13-20	.650	19-37	56 - 2.8	33-1	9	13	7	3	73 - 3.7



#21 ALANDISE HARRIS

Forward

6-6 • 230 • Sophomore-1L

Little Rock, Ark.

Central HS

CAREER HIGHS

Points

21, vs. LSU (11/29/11);
21, vs. Oakland (11/22/11)

Field Goals Made

8, done three times; Most recently
at UCF (1/11/12)

Field Goal Attempts

15, at SMU (1/15/11)

3-Point Field Goals Made

2, vs. LSU (11/29/11);
2, at NR/RV UTEP (2/19/11)

3-Point Field Goal Attempts

3, vs. LSU (11/29/11);
3, at NR/RV UTEP (2/19/11)

Free Throws Made

12, vs. Memphis (1/14/12);
12, vs. Marshall (2/1/11)

Free Throw Attempts

20, vs. Marshall (2/1/11)

Rebounds

12, vs. Rogers State (12/30/10)

Assists

5, vs. UTSA (12/20/11)

Steals

3, at Memphis (2/22/11)

Blocked Shots

4, at Tulane (2/4/12);
4, vs. Alcorn State (11/14/10)

Minutes Played

37, at SMU (1/15/11)

Conference USA Player of the Week (Nov. 21, 2011)

SOPHOMORE (2011-12)

Made his season debut against Grambling State during the season opener... Finished with 14 points on 7-of-10 shooting with three rebounds against the Tigers... Led the Cougars with 20 points and nine rebounds against Utah Valley... Enjoyed a successful return to his hometown to play Arkansas... Posted 18 points with six rebounds and two blocks against the Razorbacks in Little Rock... Honored as the Conference USA Player of the Week following those performances... Finished with 21 points on 8-of-12 shooting and added seven rebounds with two assists and two steals against Oakland... Blocked an alley-oop attempt with less than a minute remaining to start a Cougar surge that gave them the lead with less than seven seconds left... Scored 21 points with three offensive rebounds and three blocked shots against LSU... Grabbed 11 rebounds with seven points and two blocked shots against Texas A&M-Corpus Christi... Posted

11 points with nine rebounds and three steals at Texas State... Scored 18 points with a team-high eight rebounds and five assists against UTSA... Finished with 10 points and seven rebounds against Rogers State... Recorded 17 points with five rebounds and two blocked shots against Texas State... Scored 10 points with seven rebounds, two assists and two blocked shots against Tulsa... Led the Cougars with 19 points, six rebounds and two blocks at UCF... Topped Houston with 18 points, thanks to a 12-of-17 effort, from the free throw line against Memphis... Tied for the team lead with six rebounds at SMU... Led the team with 19 points and added five rebounds against East Carolina... Posted 15 points with 12 rebounds for his first double-double of the season against UTEP... Scored 17 points with nine rebounds and three assists at UAB... Finished with 13 points and nine rebounds against Rice.

Harris' 2011-12 Game-by-Game Statistics

Date	Opponent	GS	Min	FG-A	3FG-FGA	FT-FTA	OR-DR	Tot	PF	A	TO	Blk	Stl	Pts
11/12/11	GRAMBLING STATE	*	22	7-10	0-1	0-0	2-1	3	4	0	2	1	1	14
11/14/11	UTAH VALLEY	*	34	7-12	1-2	5-8	3-6	9	3	2	0	1	2	20
11/18/11	vs. Arkansas	*	23	6-8	1-1	5-8	3-3	6	4	0	6	2	1	18
11/22/11	OAKLAND	*	36	8-12	0-0	5-7	2-5	7	3	2	1	1	2	21
11/26/11	TCU	*	27	8-10	0-0	0-0	0-4	4	4	2	1	3	0	16
11/29/11	LSU	*	33	7-12	2-3	5-6	3-0	3	1	0	1	3	0	21
12/3/11	TEXAS A&M-CORPUS CHRISTI	*	29	3-10	0-0	1-2	5-6	11	3	1	3	2	0	7
12/6/11	at Texas State	*	31	4-14	0-1	3-6	5-4	9	4	0	1	3	1	11
12/17/11	vs. Oklahoma	*	14	3-5	0-0	0-0	0-2	2	5	0	2	1	0	6
12/20/11	UTSA	*	36	7-9	1-1	3-5	1-7	8	2	5	4	0	1	18
12/21/11	ROGERS STATE	*	23	3-8	0-0	4-5	1-6	7	3	2	2	1	1	10
12/28/11	NORTH CAROLINA A&T	*	35	3-8	0-2	1-2	3-6	9	2	2	4	1	1	7
12/30/11	TEXAS STATE	*	25	7-11	1-1	2-4	3-2	5	4	1	2	2	1	17
1/4/12	* TULSA	*	31	3-8	0-0	4-8	1-6	7	2	2	2	2	0	10
1/7/12	* at UTEP	*	20	1-5	0-0	0-0	0-2	2	3	1	1	1	1	2
1/11/12	* at UCF	*	36	8-14	1-1	2-4	4-2	6	1	0	2	2	0	19
1/14/12	* MEMPHIS	*	33	3-10	0-1	12-17	1-2	3	3	0	2	1	0	18
1/18/12	* at SMU	*	29	3-5	1-2	1-2	0-6	6	2	2	1	0	0	8
1/21/12	* EAST CAROLINA	*	26	5-7	1-1	8-10	1-4	5	2	0	5	1	2	19
1/28/12	* UTEP	*	33	3-9	0-2	9-11	5-7	12	3	2	1	1	1	15
2/1/12	* at UAB	*	36	6-12	0-2	5-6	4-5	9	1	3	0	1	1	17
2/4/12	* at Tulane	*	26	2-6	0-0	4-6	1-5	6	3	0	2	4	1	8
2/8/12	* RICE	*	33	4-6	0-0	5-6	2-7	9	3	1	3	0	0	13
2/11/12	* at Tulsa	*												
2/18/12	* SOUTHERN MISS	*												
2/22/12	* at Marshall	*												
2/25/12	* SMU	*												
2/29/12	* TULANE	*												
3/3/12	* at Rice	*												

HARRIS' CAREER STATISTICS

Year	GP-GS	MP	FG-FGA	Pct	3P-A	Pct	FT-FTA	Pct	Off-Def	Reb - Avg	PF-DQ	Ast	TO	Blk	Stl	Pts - Avg
2010-11	27-17	627	85-183	.464	9-23	.391	75-120	.625	52-93	145 - 5.4	63-1	23	67	26	10	254 - 9.4
2011-12	23-22	671	111-211	.526	9-21	.429	84-123	.683	50-98	148 - 6.4	65-1	28	48	34	17	315 - 13.7
Totals	50-39	1,298	196-394	.497	18-44	.409	159-243	.654	102-191	293 - 5.9	128-2	51	115	60	27	569 - 11.4



#12 JIMMIE JONES

Guard

5-10 • 160 • r-Sophomore-JC (RS '10-11)

Plano, Texas

Navarro JC

Plano West HS

CAREER HIGHS

Points

2, vs. East Carolina (1/21/12)

Field Goals Made

1, vs. East Carolina (1/21/12)

Field Goal Attempts

3, vs. East Carolina (1/21/12)

3-Point Field Goals Made

None

3-Point Field Goal Attempts

2, vs. East Carolina (1/21/12)

Free Throws Made

None

Free Throw Attempts

1, vs. East Carolina (1/21/12)

Rebounds

1, at SMU (1/18/12)

Assists

4, vs. East Carolina (1/21/12)

Steals

3, vs. East Carolina (1/21/12)

Blocked Shots

None

Minutes Played

21, vs. East Carolina (1/21/12)

SOPHOMORE (2011-12)

Joined the team as a walk-on prior to the start of the season... Has not competed in any games... Transferred to the University of Houston for the 2010-11 school year but did not participate in athletics... Made his collegiate debut as a reserve against UTSA... Dished out two assists in two minutes against Texas State... Played nine minutes with an assist at UCF... Grabbed a rebound with a steal in 10 minutes at SMU... Dished our four assists with three assists in 21 minutes against East Carolina.

NAVARRO COLLEGE

Competed for head coach Johnny Estelle. **Freshman (2009-10):** Did not compete in any games... Was a teammate of current Cougars Darian Thibodeaux and Leon Gibson with the Bulldogs.

PLANO WEST HIGH SCHOOL

Competed at Plano West High for head coach Anthony Morgan. **Senior (2008-09):** Helped lead the Wolves to a 30-3 record... Averaged 7.2 points, 4.9 assists and 2.4 steals per game... Served as team captain and was named Most Improved Player... Earned a place on the Cedar Hill Lions Club All-Tournament Team and was an All-District 8-5A First-Team selection... Dished out 11 assists in a win against Lake Highlands High... Finished with 14 points, seven assists and four steals against MacArthur High... Recorded 15 points with six assists and four steals in a win against Franklin High... Posted nine points with seven assists and five steals against Bell High.

PERSONAL


Full name is Jimmie Jones III... Born April 19, 1991, in Plano, Texas... Son of Angela and Jimmie Jones, Jr... Majoring in kinesiology-sports administration.

Jones' 2011-12 Game-by-Game Statistics

Date	Opponent	GS	Min	FG-A	3FG-FGA	FT-FTA	OR-DR	Tot	PF	A	TO	Blk	Stl	Pts
11/12/11	GRAMBLING STATE					DNP								
11/14/11	UTAH VALLEY					DNP								
11/18/11	vs. Arkansas					DNP								
11/22/11	OAKLAND					DNP								
11/26/11	TCU					DNP								
11/29/11	LSU					DNP								
12/3/11	TEXAS A&M-CORPUS CHRISTI					DNP								
12/6/11	at Texas State					DNP								
12/17/11	vs. Oklahoma					DNP								
12/20/11	UTSA		1	0-0	0-0	0-0	0-0	0	0	0	0	0	0	0
12/21/11	ROGERS STATE					DNP								
12/28/11	NORTH CAROLINA A&T					DNP								
12/30/11	TEXAS STATE		2	0-0	0-0	0-0	0-0	0	2	2	0	0	0	0
1/4/12	* TULSA					DNP								
1/7/12	* at UTEP		1	0-0	0-0	0-0	0-0	0	0	0	0	0	0	0
1/11/12	* at UCF		9	0-0	0-0	0-0	0-0	0	0	1	0	0	0	0
1/14/12	* MEMPHIS		3	0-0	0-0	0-0	0-0	0	0	0	0	0	0	0
1/18/12	* at SMU		10	0-0	0-0	0-0	0-1	1	0	0	3	0	1	0
1/21/12	* EAST CAROLINA		21	1-3	0-2	0-1	0-0	0	1	4	2	0	3	4
1/28/12	* UTEP		3	0-0	0-0	0-0	0-0	0	0	0	2	0	0	0
2/1/12	* at UAB					DNP								
2/4/12	* at Tulane		9	0-0	0-0	0-0	0-0	0	1	1	0	0	1	0
2/8/12	* RICE					DNP								
2/11/12	* at Tulsa													
2/18/12	* SOUTHERN MISS													
2/22/12	* at Marshall													
2/25/12	* SMU													
2/29/12	* TULANE													
3/3/12	* at Rice													

JONES' CAREER STATISTICS

Year	GP-GS	MP	FG-FGA	Pct	3P-A	Pct	FT-FTA	Pct	Off-Def	Reb - Avg	PF-DQ	Ast	TO	Blk	Stl	Pts - Avg
2011-12	9-0	59	1-3	.333	0-2	.000	0-1	.000	0-1	1 - 0.1	5-0	8	9	0	6	2 - 0.2
Totals	9-0	59	1-3	.333	0-2	.000	0-1	.000	0-1	1 - 0.1	5-0	8	9	0	6	2 - 0.2



#1 MIKHAIL McLEAN

Forward

6-8 • 205 • Sophomore-1L

Houston, Texas

Second Baptist HS

CAREER HIGHS

Points

8, vs. Grambling State (11/12/11)

Field Goals Made

3, vs. Grambling State (11/12/11);
3, at Texas A&M-Corpus Christi (12/18/10)

Field Goal Attempts

6, vs. Grambling State (11/12/11)

3-Point Field Goals Made

None

3-Point Field Goal Attempts

None

Free Throws Made

4, done three times; Most recently
vs. UAB (2/26/11)

Free Throw Attempts

6, at Sam Houston State (12/6/10)

Rebounds

7, vs. Grambling State (11/12/11)

Assists

1, done four times; Most recently
vs. TCU (11/26/2011)

Steals

1, done three times; Most recently
vs. Marshall (3/9/11)

Blocked Shots

2, at Tulsa (2/5/11)

Minutes Played

21, vs. UAB (2/26/11)

SOPHOMORE (2011-12)

Made his season debut against Grambling State during the season opener... Finished with eight points and seven rebounds in 20 minutes against the Tigers... Grabbed two rebounds and dished out an assist against TCU... Lost for the remainder of the season after being diagnosed with a stress fracture in his right foot in early December... Expected to receive a medical redshirt.

McLean's 2011-12 Game-by-Game Statistics

Date	Opponent	GS	Min	FG-A	3FG-FGA	FT-FTA	OR-DR	Tot	PF	A	TO	Blk	Stl	Pts
11/12/11	GRAMBLING STATE		20	3-6	0-0	2-3	3-4	7	1	0	2	0	0	8
11/14/11	UTAH VALLEY		16	0-1	0-0	2-2	0-4	4	2	0	1	1	0	2
11/18/11	vs. Arkansas		10	0-2	0-0	0-0	1-1	2	1	0	1	1	0	0
11/22/11	OAKLAND		6	0-0	0-0	0-0	0-0	0	1	0	0	0	0	0
11/26/11	TCU		13	0-0	0-0	1-2	0-2	2	1	1	1	0	0	1
11/29/11	LSU					DNP								
12/3/11	TEXAS A&M-CORPUS CHRISTI					DNP								
12/6/11	at Texas State					DNP								
12/17/11	vs. Oklahoma					DNP								
12/20/11	UTSA					DNP								
12/21/11	ROGERS STATE					DNP								
12/28/11	NORTH CAROLINA A&T					DNP								
12/30/11	TEXAS STATE					DNP								
1/4/12	* TULSA					DNP								
1/7/12	* at UTEP					DNP								
1/11/12	* at UCF					DNP								
1/14/12	* MEMPHIS					DNP								
1/18/12	* at SMU					DNP								
1/21/12	* EAST CAROLINA					DNP								
1/28/12	* UTEP					DNP								
2/1/12	* at UAB					DNP								
2/4/12	* at Tulane					DNP								
2/8/12	* RICE					DNP								
2/11/12	* at Tulsa					DNP								
2/18/12	* SOUTHERN MISS					DNP								
2/22/12	* at Marshall					DNP								
2/25/12	* SMU					DNP								
2/29/12	* TULANE					DNP								
3/3/12	* at Rice					DNP								

McLEAN'S CAREER STATISTICS

Year	GP-GS	MP	FG-FGA	Pct	3P-A	Pct	FT-FTA	Pct	Off-Def	Reb - Avg	PF-DQ	Ast	TO	Blk	Stl	Pts - Avg
2010-11	27-7	248	20-40	.500	0-0	.000	19-29	.655	8-20	28 - 1.0	43-0	4	17	5	3	59 - 2.2
2011-12	5-0	65	3-9	.333	0-0	.000	5-7	.714	4-11	15 - 3.0	6-0	1	5	2	0	11 - 2.2
Totals	32-7	313	23-49	.469	0-0	.000	24-36	.667	12-31	43 - 1.3	49-0	5	22	7	3	70 - 2.2



#55 J.J. RICHARDSON

Forward

6-8 • 240 • Junior-TR

Missouri City, Texas

Pittsburgh

Hightower HS

CAREER HIGHS

Points

9, at West Virginia (2/3/10)

Field Goals Made

3, at West Virginia (2/3/10);
3, Pennsylvania (11/23/10)

Field Goal Attempts

4, Maryland-Eastern Shore (12/18/10)

3-Point Field Goals Made

None

3-Point Field Goal Attempts

None

Free Throws Made

3, at West Virginia (2/3/10)

Free Throw Attempts

5, at West Virginia (2/3/10)

Rebounds

4, at West Virginia (2/3/10)
4, vs. Maryland-Eastern Shore (12/18/10)

Assists

1, vs. Rider (12/4/10);
1, vs. Illinois-Chicago (11/10/10)

Steals

1, done three times; Most recently
vs. Delaware State (12/8/10)

Blocked Shots

2, vs. West Virginia (2/24/11);
2, vs. Illinois-Chicago (11/10/10)

Minutes Played

14, at West Virginia (2/3/10);
14, vs. North Florida (11/13/10)

*Italics indicates accomplished
at Pittsburgh*

JUNIOR (2011-12)

Will not compete in any games as he restores his eligibility after transferring from Pittsburgh... Will practice with the Cougars in 2011-12 and have two years of eligibility remaining in 2012-13.

Richardson's 2011-12 Game-by-Game Statistics


Date	Opponent	GS	Min	FG-A	3FG-FGA	FT-FTA	OR-DR	Tot	PF	A	TO	Blk	Stl	Pts
11/12/11	GRAMBLING STATE					DNP								
11/14/11	UTAH VALLEY					DNP								
11/18/11	vs. Arkansas					DNP								
11/22/11	OAKLAND					DNP								
11/26/11	TCU					DNP								
11/29/11	LSU					DNP								
12/3/11	TEXAS A&M-CORPUS CHRISTI					DNP								
12/6/11	at Texas State					DNP								
12/17/11	vs. Oklahoma					DNP								
12/20/11	UTSA					DNP								
12/21/11	ROGERS STATE					DNP								
12/28/11	NORTH CAROLINA A&T					DNP								
12/30/11	TEXAS STATE					DNP								
1/4/12	* TULSA					DNP								
1/7/12	* at UTEP					DNP								
1/11/12	* at UCF					DNP								
1/14/12	* MEMPHIS					DNP								
1/18/12	* at SMU					DNP								
1/21/12	* EAST CAROLINA					DNP								
1/28/12	* UTEP					DNP								
2/1/12	* at UAB					DNP								
2/4/12	* at Tulane					DNP								
2/8/12	* RICE					DNP								
2/11/12	* at Tulsa					DNP								
2/18/12	* SOUTHERN MISS					DNP								
2/22/12	* at Marshall					DNP								
2/25/12	* SMU					DNP								
2/29/12	* TULANE					DNP								
3/3/12	* at Rice					DNP								

RICHARDSON'S CAREER STATISTICS • OVERALL

Year	GP-GS	MP	FG-FGA	Pct	3P-A	Pct	FT-FTA	Pct	Off-Def	Reb - Avg	PF-DQ	Ast	TO	Blk	Stl	Pts - Avg
2009-10 (at Pitt)	22-0	85	6-9	.667	0-0	.000	5-8	.625	8-13	21 - 1.0	17-0	1	3	1	2	17 - 0.8
2010-11 (at Pitt)	23-0	123	11-23	.478	0-0	.000	4-10	.400	3-17	20 - 0.9	25-0	2	2	5	1	26 - 1.1
2011-12	Will not compete															
Pitt Totals	45-0	208	17-32	.531	0-0	.000	9-18	.500	11-30	41 - 0.9	42-0	3	5	6	3	43 - 1.0
UH Totals	Has not competed															
Totals	45-0	208	17-32	.531	0-0	.000	9-18	.500	11-30	41 - 0.9	42-0	3	5	6	3	43 - 1.0

RICHARDSON'S CAREER STATISTICS • CONFERENCE ONLY

Year	GP-GS	MP	FG-FGA	Pct	3P-A	Pct	FT-FTA	Pct	Off-Def	Reb - Avg	PF-DQ	Ast	TO	Blk	Stl	Pts - Avg
2009-10 (Big East)	11-0	54	5-8	.625	0-0	.000	5-8	.625	6-6	12 - 1.1	6-0	1	2	1	0	15 - 1.4
2010-11 (Big East)	11-0	47	2-5	.400	0-0	.000	0-0	.000	0-8	8 - 0.7	11-0	0	1	2	0	4 - 0.4
2011-12	Will not compete															
Pitt Totals	22-0	101	7-13	.538	0-0	.000	5-8	.625	6-14	20 - 0.9	17-0	1	3	3	0	19 - 0.0
UH Totals	Has not competed															
Totals	22-0	101	7-13	.538	0-0	.000	5-8	.625	6-14	20 - 0.9	17-0	1	3	3	0	19 - 0.9



#23 JONATHON SIMMONS

Guard

6-6 • 190 • Junior-JC

Houston, Texas

Midland JC

Smiley HS

CAREER HIGHS

Points

26, at Texas State (12/6/11)

Field Goals Made

10, vs. UTEP (1/28/12)

Field Goal Attempts

18, vs. UTEP (1/28/12)

3-Point Field Goals Made

4, vs. Texas A&M-Corpus Christi (12/3/11)

3-Point Field Goal Attempts

6, vs. Oklahoma (12/17/11)

Free Throws Made

11, vs. Tulsa (1/4/12)

Free Throw Attempts

13, vs. Tulsa (1/4/12)

Rebounds

10, vs. Rice (2/8/12)

Assists

4, vs. North Carolina A&T (12/28/11)

Steals

3, done three times; Most recently vs. Memphis (1/14/12)

Blocked Shots

2, vs. Rogers State (12/21/11)

Minutes Played

43, vs. UTEP (1/28/12)

RAMADA All-College Classic All-Tournament Team

JUNIOR (2011-12)

Made his collegiate debut against Grambling State during the season opener... Posted 16 points on 6-of-8 shooting with seven rebounds and three assists vs. Arkansas in Little Rock... Finished with 12 points on 4-of-6 shooting with five rebounds and a pair of assists against TCU... Led all players with 22 points on 5-of-7 shooting, including 8-of-10 from the free throw line, with six rebounds against Texas A&M-Corpus Christi... Topped all players with 26 points on 8-of-11 shooting from the field and an 8-of-10 performance from the free throw line at Texas State... Also added nine rebounds against the Bobcats... Recorded his third straight 20-point game with 20 points against Oklahoma during the first game of the RAMADA

All-College Classic... Named to the All-Tournament Team following that performance... Led the Cougars with 22 points on 8-of-13 shooting with three rebounds and three assists against UTSA... Totaled a game-high 25 points on 7-of-10 shooting with a 10-of-12 performance from the free throw line against Rogers State... Finished with 15 points, nine rebounds and three assists against Texas State... Drained a free throw with 0.7 seconds remaining in overtime to break a tie and lift the Cougars to the win against Tulsa in the Conference USA opener... Finished with 19 points, seven rebounds and three steals against the Golden Hurricane... Came off the bench to score 16 points on 7-of-12 shooting with five rebounds and three steals against Memphis... Posted 19 points with two 3-pointers and added seven rebounds and three assists against East Carolina... Led all players with 25 points and converted the and-1 with 34 seconds left in overtime to lead the Cougars to the win against UTEP... Tied for team-high honors with 17 points at UAB... Posted first career double-double with 16 points and 10 rebounds against Rice.

Simmons' 2011-12 Game-by-Game Statistics

Date	Opponent	GS	Min	FG-A	3FG-FGA	FT-FTA	OR-DR	Tot	PF	A	TO	Blk	Stl	Pts
11/12/11	GRAMBLING STATE	*	21	4-10	1-2	2-7	1-0	1	2	0	0	1	2	11
11/14/11	UTAH VALLEY	*	25	2-6	0-2	4-7	1-2	3	3	1	1	0	0	8
11/18/11	vs. Arkansas	*	25	6-8	0-1	4-5	1-6	7	5	3	3	0	0	16
11/22/11	OAKLAND	*	18	3-5	0-1	0-0	1-3	4	4	0	0	0	0	6
11/26/11	TCU	*	22	4-6	1-1	3-4	3-2	5	3	2	5	0	1	12
11/29/11	LSU	*	26	4-9	0-2	0-0	0-3	3	3	2	4	0	0	8
12/3/11	TEXAS A&M-CORPUS CHRISTI	*	24	5-7	4-5	8-10	1-5	6	1	2	6	0	3	22
12/6/11	at Texas State	*	32	8-11	2-4	8-10	2-7	9	3	1	5	0	0	26
12/17/11	vs. Oklahoma	*	32	8-15	2-6	2-3	0-3	3	3	3	1	0	2	20
12/20/11	UTSA	*	36	8-13	1-3	5-7	1-2	3	1	3	2	1	0	22
12/21/11	ROGERS STATE	*	32	7-10	1-2	10-12	1-3	4	2	3	2	2	0	25
12/28/11	NORTH CAROLINA A&T	*	30	5-9	1-2	2-2	2-1	3	2	4	2	0	1	13
12/30/11	TEXAS STATE	*	35	4-12	3-4	4-5	4-5	9	0	3	3	0	0	15
1/4/12	* TULSA	*	37	4-8	0-1	11-13	1-6	7	4	0	9	1	3	19
1/7/12	* at UTEP	*	32	3-7	0-2	0-0	0-2	2	3	1	3	0	0	6
1/11/12	* at UCF	*	17	1-4	0-0	1-4	1-2	3	4	3	2	0	0	3
1/14/12	* MEMPHIS	*	30	7-12	1-3	1-1	2-3	5	2	0	5	0	3	16
1/18/12	* at SMU	*	33	3-9	0-2	0-0	2-1	3	3	1	3	0	0	6
1/21/12	* EAST CAROLINA	*	32	7-11	2-2	3-4	1-6	7	3	3	3	1	0	19
1/28/12	* UTEP	*	43	10-18	1-5	4-5	2-4	6	0	1	1	1	0	25
2/1/12	* at UAB	*	34	5-10	1-1	6-8	1-4	5	2	2	5	1	1	17
2/4/12	* at Tulane	*	30	4-9	0-1	2-2	0-2	2	2	2	5	0	0	10
2/8/12	* RICE	*	32	6-11	1-3	3-3	3-7	10	0	2	3	0	0	16
2/11/12	* at Tulsa													
2/18/12	* SOUTHERN MISS													
2/22/12	* at Marshall													
2/25/12	* SMU													
2/29/12	* TULANE													
3/3/12	* at Rice													

SIMMONS' CAREER STATISTICS

Year	GP-GS	MP	FG-FGA	Pct	3P-A	Pct	FT-FTA	Pct	Off-Def	Reb - Avg	PF-DQ	Ast	TO	Blk	Stl	Pts - Avg
2011-12	23-22	678	118-220	.536	22-55	.400	83-112	.741	31-79	110 - 4.8	55-1	42	72	8	16	341 - 14.8
Totals	23-22	678	118-220	.536	22-55	.400	83-112	.741	31-79	110 - 4.8	55-1	42	72	8	16	341 - 14.8



#45 RAKIM STEVENSON

Forward

6-6 • 220 • Sophomore-SQ

Houston, Texas

Nimitz HS

CAREER HIGHS

Points

None

Field Goals Made

None

Field Goal Attempts

1, vs. Rogers State (12/30/10)

3-Point Field Goals Made

None

3-Point Field Goal Attempts

None

Free Throws Made

None

Free Throw Attempts

None

Rebounds

None

Assists

None

Steals

None

Blocked Shots

None

Minutes Played

3, vs. Texas A&M-Corpus Christi (12/3/11)

SOPHOMORE (2011-12)

Made his season debut against Grambling State during the season opener.

Stevenson's ' 2011-12 Game-by-Game Statistics

Date	Opponent	GS	Min	FG-A	3FG-FGA	FT-FTA	OR-DR	Tot	PF	A	TO	Blk	Stl	Pts
11/12/11	GRAMBLING STATE		2	0-0	0-0	0-0	0-0	0	0	0	0	0	0	0
11/14/11	UTAH VALLEY					DNP								
11/18/11	vs. Arkansas					DNP								
11/22/11	OAKLAND					DNP								
11/26/11	TCU					DNP								
11/29/11	LSU					DNP								
12/3/11	TEXAS A&M-CORPUS CHRISTI		3	0-0	0-0	0-0	0-0	0	0	0	0	0	0	0
12/6/11	at Texas State					DNP								
12/17/11	vs. Oklahoma					DNP								
12/20/11	UTSA					DNP								
12/21/11	ROGERS STATE					DNP								
12/28/11	NORTH CAROLINA A&T					DNP								
12/30/11	TEXAS STATE					DNP								
1/4/12	* TULSA					DNP								
1/7/12	* at UTEP					DNP								
1/11/12	* at UCF					DNP								
1/14/12	* MEMPHIS		1	0-0	0-0	0-0	0-0	0	0	0	0	0	0	0
1/18/12	* at SMU					DNP								
1/21/12	* EAST CAROLINA					DNP								
1/28/12	* UTEP					DNP								
2/1/12	* at UAB					DNP								
2/4/12	* at Tulane					DNP								
2/8/12	* RICE					DNP								
2/11/12	* at Tulsa					DNP								
2/18/12	* SOUTHERN MISS					DNP								
2/22/12	* at Marshall					DNP								
2/25/12	* SMU					DNP								
2/29/12	* TULANE					DNP								
3/3/12	* at Rice					DNP								

STEVENSON'S CAREER STATISTICS

Year	GP-GS	MP	FG-FGA	Pct	3P-A	Pct	FT-FTA	Pct	Off-Def	Reb - Avg	PF-DQ	Ast	TO	Blk	Stl	Pts - Avg
2010-11	1-0	1	0-0	.000	0-0	.000	0-0	.000	0-0	0-0.0	0-0	0	0	0	0	0-0.0
2011-12	3-0	6	0-0	.000	0-0	.000	0-0	.000	0-0	0-0.0	0-0	0	0	0	0	0-0.0
Totals	4-0	7	0-1	.000	0-0	.000	0-0	.000	0-0	0-0.0	0-0	0	0	0	0	0-0.0



#21 JHERROD STIGGERS

Guard

6-5 • 200 • Freshman-HS

Terrell, Texas

Terrell HS

CAREER HIGHS

Points

None

Field Goals Made

None

Field Goal Attempts

None

3-Point Field Goals Made

None

3-Point Field Goal Attempts

None

Free Throws Made

None

Free Throw Attempts

None

Rebounds

None

Assists

None

Steals

None

Blocked Shots

None

Minutes Played

None

FRESHMAN (2011-12)


Will miss the entire season due to a left knee injury suffered early in the season... Expected to receive a medical redshirt.

Stiggers' 2011-12 Game-by-Game Statistics

Date	Opponent	GS	Min	FG-A	3FG-FGA	FT-FTA	OR-DR	Tot	PF	A	TO	Blk	Stl	Pts
11/12/11	GRAMBLING STATE					DNP								
11/14/11	UTAH VALLEY					DNP								
11/18/11	vs. Arkansas					DNP								
11/22/11	OAKLAND					DNP								
11/26/11	TCU					DNP								
11/29/11	LSU					DNP								
12/3/11	TEXAS A&M-CORPUS CHRISTI					DNP								
12/6/11	at Texas State					DNP								
12/17/11	vs. Oklahoma					DNP								
12/20/11	UTSA					DNP								
12/21/11	ROGERS STATE					DNP								
12/28/11	NORTH CAROLINA A&T					DNP								
12/30/11	TEXAS STATE					DNP								
1/4/12	* TULSA					DNP								
1/7/12	* at UTEP					DNP								
1/11/12	* at UCF					DNP								
1/14/12	* MEMPHIS					DNP								
1/18/12	* at SMU					DNP								
1/21/12	* EAST CAROLINA					DNP								
1/28/12	* UTEP					DNP								
2/1/12	* at UAB					DNP								
2/4/12	* at Tulane					DNP								
2/8/12	* RICE					DNP								
2/11/12	* at Tulsa					DNP								
2/18/12	* SOUTHERN MISS					DNP								
2/22/12	* at Marshall					DNP								
2/25/12	* SMU					DNP								
2/29/12	* TULANE					DNP								
3/3/12	* at Rice					DNP								

STIGGERS' CAREER STATISTICS

Year	GP-GS	MP	FG-FGA	Pct	3P-A	Pct	FT-FTA	Pct	Off-Def	Reb - Avg	PF-DQ	Ast	TO	Blk	Stl	Pts - Avg
2011-12										Has not competed						
Totals										Has not competed						



#11 DARIAN THIBODEAUX

Guard

6-3 • 175 • Senior-1L

Dallas, Texas

Kimball HS

Navarro JC

CAREER HIGHS

Points

17, at SMU (1/15/11)

Field Goals Made

6, done three times; Most recently at Tulsa (2/5/11)

Field Goal Attempts

11, vs. Texas State (12/30/11)

3-Point Field Goals Made

5, at SMU (1/15/11)

3-Point Field Goal Attempts

10, at SMU (1/15/11)

Free Throws Made

4, at Texas State (12/6/11)

Free Throw Attempts

4, at Texas State (12/6/11);
4, vs. Nicholls State (11/12/10)

Rebounds

10, at Sam Houston State (12/4/10)

Assists

6, done three times; Most recently vs. North Carolina A&T (12/28/11)

Steals

3, vs. Rogers State (12/21/11)

Blocked Shots

2, done three times; Most recently vs. Texas State (12/30/11)

Minutes Played

44, at Rice (1/26/11)

SENIOR (2011-12)

Made his season debut against Grambling State during the season opener... Finished with 11 points, including three 3-pointers, and added a pair of assists against the Tigers... Posted 10 points with two 3-pointers and three assists vs Arkansas in Little Rock... Recorded 10 points, including a pair of 3-pointers, and added six rebounds with three assists against Oklahoma during the first day of the RAMADA All-College Classic... Scored 14 points with four 3-pointers against UTSA... Did a little of everything in win against North Carolina A&T... Finished with 13 points, five rebounds, six assists, two blocks and no turnovers in 36 minutes... Posted 11 points with five rebounds, three assists and a pair of blocked shots against Texas State... Came off the bench for the first time in his career against Memphis... Drained three 3-pointers against East Carolina.

Thibodeaux's 2011-12 Game-by-Game Statistics

Date	Opponent	GS	Min	FG-A	3FG-FGA	FT-FTA	OR-DR	Tot	PF	A	TO	Blk	Stl	Pts
11/12/11	GRAMBLING STATE	*	27	4-7	3-5	0-0	1-2	3	0	2	0	0	1	11
11/14/11	UTAH VALLEY	*	35	1-4	0-1	2-2	0-1	1	1	4	0	2	1	4
11/18/11	vs. Arkansas	*	36	3-6	2-5	2-2	1-2	3	3	3	2	0	0	10
11/22/11	OAKLAND	*	34	1-9	1-6	3-4	2-2	4	4	3	3	0	1	6
11/26/11	TCU	*	29	2-4	1-2	0-0	1-1	2	2	3	2	0	0	5
11/29/11	LSU	*	26	1-3	1-2	0-0	0-5	5	3	1	0	0	0	3
12/3/11	TEXAS A&M-CORPUS CHRISTI	*	25	3-7	0-2	0-0	0-2	2	0	6	0	0	2	6
12/6/11	at Texas State	*	29	1-5	0-2	4-4	0-5	5	2	2	2	0	0	6
12/17/11	vs. Oklahoma	*	35	4-9	2-5	0-0	4-2	6	4	3	1	0	0	10
12/20/11	UTSA	*	27	5-8	4-7	0-0	1-2	3	4	0	1	0	0	14
12/21/11	ROGERS STATE	*	29	3-5	0-2	0-0	0-0	0	1	5	1	0	3	6
12/28/11	NORTH CAROLINA A&T	*	36	4-9	3-7	2-2	2-3	5	1	6	0	2	0	13
12/30/11	TEXAS STATE	*	34	4-11	3-6	0-0	1-4	5	2	3	2	2	0	11
1/4/12	* TULSA	*	35	0-2	0-1	0-0	1-1	2	3	1	1	0	1	0
1/7/12	* at UTEP	*	32	1-2	0-0	0-0	1-3	4	1	2	5	0	2	2
1/11/12	* at UCF	*	28	1-3	0-1	0-0	0-2	2	1	5	4	0	1	2
1/14/12	* MEMPHIS	*	21	0-2	0-2	0-0	1-2	3	0	0	1	0	2	0
1/18/12	* at SMU	*	26	2-4	2-4	2-3	0-3	3	3	2	1	0	0	8
1/21/12	* EAST CAROLINA	*	18	3-6	3-6	0-0	1-0	1	2	1	0	0	0	9
1/28/12	* UTEP	*	32	2-8	1-6	2-3	0-4	4	2	1	1	0	0	7
2/1/12	* at UAB	*	30	1-6	1-3	0-0	0-2	2	1	1	2	0	0	3
2/4/12	* at Tulane	*	21	0-3	0-3	0-0	1-1	2	2	1	3	0	0	0
2/8/12	* RICE	*	23	0-4	0-3	0-0	1-1	2	1	2	0	0	0	0
2/11/12	* at Tulsa													
2/18/12	* SOUTHERN MISS													
2/22/12	* at Marshall													
2/25/12	* SMU													
2/29/12	* TULANE													
3/3/12	* at Rice													

THIBODEAUX' CAREER STATISTICS

Year	GP-GS	MP	FG-FGA	Pct	3P-A	Pct	FT-FTA	Pct	Off-Def	Reb - Avg	PF-DQ	Ast	TO	Blk	Stl	Pts - Avg
2010-11	30-30	1,052	89-195	.456	59-134	.440	13-19	.684	24-63	87 - 2.9	74-1	62	43	6	21	250 - 8.3
2011-12	23-22	670	47-128	.367	28-82	.341	17-20	.850	20-50	70 - 3.0	45-0	55	29	6	14	139 - 6.0
Totals	53-52	1,722	136-323	.421	87-216	.403	30-39	.769	44-113	157 - 3.0	119-1	117	72	12	35	389 - 7.3



#35 TaSHAWN THOMAS

Forward

6-8 • 215 • Freshman-HS

Killeen, Texas

Killeen HS

CAREER HIGHS

Points

16, done three times; Most recently at UAB (2/1/12)

Field Goals Made

8, at UAB (2/1/12)

Field Goal Attempts

14, at UAB (2/1/12)

3-Point Field Goals Made

None

3-Point Field Goal Attempts

1, vs. Memphis (1/14/12);
1, vs. Texas A&M-Corpus Christi (12/3/11)

Free Throws Made

5, vs. Grambling State (11/12/11)

Free Throw Attempts

10, vs. Grambling State (11/12/11)

Rebounds

16, vs. Texas State (12/30/11)

Assists

5, vs. Grambling State (11/12/11)

Steals

4, vs. LSU (11/29/11)

Blocked Shots

6, vs. North Carolina A&T (12/28/11)

Minutes Played

37, vs. Tulsa (1/4/12)

Conference USA Freshman of the Week (Jan. 2, 2012)
Conference USA Freshman of the Week (Nov. 14, 2011)

FRESHMAN (2011-12)

Made his collegiate debut during the season opener in the starting lineup against Grambling State... Did a little of everything against the Tigers... Finished with 13 points and eight rebounds with five assists, three blocks and three steals against GSU... Honored as the Conference USA Freshman of the Week following that performance... Scored nine points with eight rebounds against Utah Valley... Grabbed a game-high 10 rebounds vs.


Arkansas in Little Rock... Scored 12 points on 5-of-7 shooting with a team-high seven rebounds and four blocked shots against TCU... Posted 13 points on 6-of-7 shooting with a game-high rebounds against LSU... Recorded the team's first double-double of the season with 12 points and 12 rebounds against Texas A&M-Corpus Christi... Also added two assists and four blocked shots against the Islanders... Recorded second straight double-double with 11 points and game-high 13 rebounds at Texas State... Led the Cougars with eight rebounds and added six points against Oklahoma during the first day of the RAMADA All-College Classic... Finished with 14 points and six rebounds against Rogers State... Scored nine points with game highs of 10 rebounds and six blocked shots against North Carolina A&T... Posted 16 points and 16 rebounds with five blocked shots against Texas State... Named C-USA Freshman of the Week for the second time after this performance... Finished with 12 points, five rebounds and two blocked shots against Tulsa during the Conference USA opener... Posted 14 points with five rebounds at UCF... Tallied 17 points and 12 rebounds against East Carolina... Recorded second straight double-double with 16 points and 12 rebounds against UTEP... Posted third straight double-double with 16 points and 14 rebounds at UAB... Led the Cougars with eight rebounds at Tulane.

Thomas' 2011-12 Game-by-Game Statistics

Date	Opponent	GS	Min	FG-A	3FG-FGA	FT-FTA	OR-DR	Tot	PF	A	TO	Blk	Stl	Pts
11/12/11	GRAMBLING STATE	*	27	4-7	0-0	5-10	4-4	8	0	5	0	3	3	13
11/14/11	UTAH VALLEY	*	22	4-6	0-0	1-2	2-6	8	1	0	2	1	0	9
11/18/11	vs. Arkansas	*	30	3-7	0-0	1-1	1-9	10	4	0	4	2	0	7
11/22/11	OAKLAND	*	23	3-7	0-0	0-0	2-2	4	1	0	2	2	0	6
11/26/11	TCU	*	33	5-7	0-0	2-4	2-5	7	1	1	1	4	1	12
11/29/11	LSU	*	31	6-7	0-0	1-3	2-6	8	1	2	2	2	4	13
12/3/11	TEXAS A&M-CORPUS CHRISTI	*	29	4-11	0-1	4-4	5-7	12	2	2	4	4	0	12
12/6/11	at Texas State	*	25	4-12	0-0	3-6	8-5	13	2	0	3	12	0	11
12/17/11	vs. Oklahoma	*	21	3-3	0-0	0-0	3-5	8	3	1	1	1	0	6
12/20/11	UTSA	*	32	4-5	0-0	1-1	1-3	4	1	3	2	2	1	9
12/21/11	ROGERS STATE	*	30	6-7	0-0	2-2	2-4	6	1	1	0	4	1	14
12/28/11	NORTH CAROLINA A&T	*	31	4-8	0-0	1-3	3-7	10	0	4	1	6	1	9
12/30/11	TEXAS STATE	*	29	7-10	0-0	2-5	6-10	16	2	0	1	5	1	16
1/4/12	* TULSA	*	37	6-11	0-0	0-1	2-3	5	2	0	2	2	1	12
1/7/12	* at UTEP	*	25	4-8	0-0	1-3	0-2	2	2	2	2	1	1	9
1/11/12	* at UCF	*	26	6-9	0-0	2-3	3-2	5	1	0	4	1	0	14
1/14/12	* MEMPHIS	*	22	3-8	0-1	0-0	4-1	5	2	0	1	1	1	6
1/18/12	* at SMU	*	25	1-1	0-0	0-0	1-1	2	2	1	1	2	0	2
1/21/12	* EAST CAROLINA	*	29	8-13	0-0	1-3	6-6	12	3	1	6	0	1	17
1/28/12	* UTEP	*	36	6-11	0-0	4-6	5-7	12	0	2	1	4	0	16
2/1/12	* at UAB	*	32	8-14	0-0	0-0	6-8	14	3	1	0	1	1	16
2/4/12	* at Tulane	*	27	5-8	0-0	1-1	5-3	8	1	0	2	1	1	11
2/8/12	* RICE	*	25	3-6	0-0	2-2	0-6	6	3	1	1	1	0	8
2/11/12	* at Tulsa													
2/18/12	* SOUTHERN MISS													
2/22/12	* at Marshall													
2/25/12	* SMU													
2/29/12	* TULANE													
3/3/12	* at Rice													

THOMAS' CAREER STATISTICS

Year	GP-GS	MP	FG-FGA	Pct	3P-A	Pct	FT-FTA	Pct	Off-Def	Reb - Avg	PF-DQ	Ast	TO	Blk	Stl	Pts - Avg
2011-12	23-23	647	107-186	.575	0-2	.000	34-60	.567	75-110	185 - 8.0	38-0	27	43	51	18	248 - 10.8
Totals	23-23	647	107-186	.575	0-2	.000	34-60	.567	75-110	185 - 8.0	38-0	27	43	51	18	248 - 10.8



#3 J.J. THOMPSON

Guard

6-0 • 185 • Freshman-HS

Irving, Texas

Irving HS

with 18 seconds left in overtime to give the Cougars a 2-point lead against Tulsa during the Conference USA opener... Finished with 15 points against the Golden Hurricane... Led the Cougars with five assists at UCF... Totaled 10 points with two assists and two steals against UTEP... Led the Cougars with six assists at Tulane... Scored nine points with a game-high seven assists against Rice.

CAREER HIGHS

Points

15, vs. Tulsa (1/4/12)

Field Goals Made

5, vs. UTEP (1/28/12);
5, at Texas State (12/6/11)

Field Goal Attempts

11, vs. Rice (2/8/12);
11, vs. UTEP (1/28/12)

3-Point Field Goals Made

2, done three times; Most recently
at UTEP (1/7/12)

3-Point Field Goal Attempts

4, vs. Rice (2/8/12);
4, at SMU (1/18/12)

Free Throws Made

8, vs. Tulsa (1/4/12)

Free Throw Attempts

9, vs. Tulsa (1/4/12)

Rebounds

5, vs. LSU (11/29/11)

Assists

7, vs. Rice (2/8/12)

Steals

3, vs. Oakland (11/22/11)

Blocked Shots

1, vs. UTSA (12/20/11);
1, vs. LSU (11/29/11)

Minutes Played

34, vs. UTEP (1/28/12)


FRESHMAN (2011-12)

Made his collegiate debut against Grambling State during the season opener... Scored 10 points with three rebounds and three assists against Arkansas in Little Rock... Finished with seven points, three rebounds, two assists, three steals and no turnovers in 30 minutes against Oakland... Raced the length of the court and laid it up and in to give the Cougars an 80-79 lead with 6.8 seconds remaining against TCU... Recorded 12 points with two rebounds, an assist and steal against the Horned Frogs... Dished out a game-high four assists with a blocked shots and two steals against LSU... Made his first career start against Oklahoma during the first game of the RAMADA All-College Classic... Finished with seven points, two rebounds and four assists against the Sooners... Scored six points with five assists and three rebounds against UTSA... Drained two free throws

Thompson's 2011-12 Game-by-Game Statistics														
Date	Opponent	GS	Min	FG-A	3FG-FGA	FT-FTA	OR-DR	Tot	PF	A	TO	Blk	Stl	Pts
11/12/11	GRAMBLING STATE		14	3-5	1-1	0-0	0-0	0	3	0	0	0	2	7
11/14/11	UTAH VALLEY		15	2-4	0-0	0-0	0-1	1	2	1	2	0	0	4
11/18/11	vs. Arkansas		26	3-7	1-2	3-4	0-3	3	0	3	1	0	0	10
11/22/11	OAKLAND		30	3-9	0-3	1-2	0-3	3	1	2	0	0	3	7
11/26/11	TCU		22	4-8	2-3	2-2	0-2	2	3	1	1	0	1	12
11/29/11	LSU		30	2-8	0-1	0-0	1-4	5	2	4	6	1	2	4
12/3/11	TEXAS A&M-CORPUS CHRISTI		22	2-7	2-3	2-2	1-0	1	0	1	1	0	1	8
12/6/11	at Texas State		24	5-8	1-3	0-0	0-0	0	1	3	2	0	0	11
12/17/11	vs. Oklahoma	*	28	2-7	1-3	2-2	0-2	2	2	4	3	0	0	7
12/20/11	UTSA	*	33	2-7	0-3	2-3	0-3	3	3	5	3	1	1	6
12/21/11	ROGERS STATE	*	21	1-6	1-2	0-0	0-1	1	2	3	1	0	0	3
12/28/11	NORTH CAROLINA A&T	*	22	1-5	0-2	0-0	1-1	2	1	0	2	0	2	2
12/30/11	TEXAS STATE	*	20	0-3	0-0	0-0	0-1	1	4	4	3	0	0	0
1/4/12	* TULSA	*	30	3-5	1-1	8-9	0-1	1	2	1	5	0	0	15
1/7/12	* at UTEP	*	31	3-9	2-3	0-0	1-1	2	1	4	1	0	0	8
1/11/12	* at UCF	*	28	1-3	0-1	0-0	0-2	2	1	5	4	0	1	2
1/14/12	* MEMPHIS	*	30	3-9	0-1	0-0	0-4	4	0	1	2	0	0	6
1/18/12	* at SMU	*	26	3-7	1-4	0-0	0-2	2	2	2	3	0	0	7
1/21/12	* EAST CAROLINA	*	22	3-5	0-0	0-0	0-1	1	4	2	1	0	0	6
1/28/12	* UTEP	*	34	5-11	0-2	0-0	0-1	1	1	2	1	0	2	10
2/1/12	* at UAB	*	33	2-5	1-2	0-0	0-1	1	2	4	2	0	2	5
2/4/12	* at Tulane	*	31	2-7	0-3	0-0	0-0	0	2	6	3	0	2	4
2/8/12	* RICE	*	34	4-11	1-4	0-0	2-1	3	2	7	1	0	0	9
2/11/12	* at Tulsa													
2/18/12	* SOUTHERN MISS													
2/22/12	* at Marshall													
2/25/12	* SMU													
2/29/12	* TULANE													
3/3/12	* at Rice													

THOMPSON'S CAREER STATISTICS

Year	GP-GS	MP	FG-FGA	Pct	3P-A	Pct	FT-FTA	Pct	Off-Def	Reb - Avg	PF-DQ	Ast	TO	Blk	Stl	Pts - Avg
2011-12	23-15	606	59-156	.378	15-47	.319	20-24	.833	6-35	41 - 1.8	41-0	65	48	2	19	153 - 6.7
Totals	23-15	606	59-156	.378	15-47	.319	20-24	.833	6-35	41 - 1.8	41-0	65	48	2	19	153 - 6.7



#32 KIRK VAN SLYKE

Forward

6-9 • 215 • Junior-2L

The Woodlands, Texas

College Park HS

West Point Prep

Scored nine points thanks to a 5-of-5 performance from the free throw line against North Carolina A&T... Saw streak of 22 consecutive free throws made snapped in the first half against Tulsa during the Conference USA opener... Made his first start of the season against Memphis... Came off the bench to score 11 points with a pair of 3-pointers in 16 minutes at SMU.

CAREER HIGHS

Points

28, vs. Oakland (11/22/11)

Field Goals Made

10, vs. Oakland (11/22/11)

Field Goal Attempts

17, vs. Oakland (11/22/11)

3-Point Field Goals Made

4, at SMU (2/27/10)

3-Point Field Goal Attempts

8, at SMU (2/27/10)

Free Throws Made

10, vs. Utah Valley (11/14/11)

Free Throw Attempts

11, vs. Utah Valley (11/14/11)

Rebounds

10, vs. Nicholls State (11/12/10)

Assists

3, vs. Arkansas (11/18/11)

Steals

1, done nine times; Most recently vs. Rice (2/8/12)

Blocked Shots

3, vs. Tulsa (1/19/11)

Minutes Played

40, vs. Nicholls State (11/12/10)

JUNIOR (2011-12)

Made his season debut against Grambling State during the season opener... Finished with six points and nine rebounds against the Tigers... Posted 18 points, including a 10-of-11 performance from the free throw line, and added eight rebounds with a pair of blocks in 18 minutes against Utah Valley... Scored a game-high 19 points on 8-of-10 shooting with five rebounds, three assists and two blocks in 18 minutes against Arkansas in Little Rock... Led all players with 28 points on 10-of-17 shooting and added a team-high eight rebounds in 25 minutes against Oakland...

Van Slyke's 2011-12 Game-by-Game Statistics

Date	Opponent	GS	Min	FG-A	3FG-FGA	FT-FTA	OR-DR	Tot	PF	A	TO	Blk	Stl	Pts
11/12/11	GRAMBLING STATE		22	3-10	0-3	0-0	2-7	9	2	1	1	0	1	6
11/14/11	UTAH VALLEY		18	4-10	0-2	10-11	3-5	8	2	0	1	2	0	18
11/18/11	vs. Arkansas		18	8-10	2-2	1-1	3-2	5	5	3	1	2	0	19
11/22/11	OAKLAND		25	10-17	2-6	6-6	3-5	8	1	0	2	0	0	28
11/26/11	TCU		16	0-6	0-2	4-4	0-3	3	0	0	2	0	0	4
11/29/11	LSU		12	2-6	0-2	0-0	1-0	1	3	0	1	0	0	4
12/3/11	TEXAS A&M-CORPUS CHRISTI					DNP								
12/6/11	at Texas State		11	1-2	0-0	0-0	0-2	2	1	1	2	0	0	2
12/17/11	vs. Oklahoma		24	3-9	2-3	0-0	3-0	3	1	1	2	0	0	8
12/20/11	UTSA		5	2-3	0-0	0-0	0-0	0	1	0	1	0	0	4
12/21/11	ROGERS STATE		10	2-4	0-1	0-0	1-1	2	0	0	1	0	0	4
12/28/11	NORTH CAROLINA A&T		11	2-4	0-1	5-5	1-0	1	3	0	0	0	0	9
12/30/11	TEXAS STATE		13	3-4	0-0	0-0	1-1	2	4	0	1	0	0	6
1/4/12	* TULSA		6	0-0	0-0	1-2	1-0	1	2	0	1	0	0	1
1/7/12	* at UTEP		13	2-6	1-3	0-0	0-3	3	3	0	0	0	0	5
1/11/12	* at UCF		14	3-7	1-2	0-0	1-0	1	4	0	0	0	0	7
1/14/12	* MEMPHIS	*	21	1-6	0-0	2-4	0-3	3	2	0	1	0	0	4
1/18/12	* at SMU		16	4-7	2-4	1-2	1-2	3	2	0	0	0	0	11
1/21/12	* EAST CAROLINA		5	0-0	0-0	2-2	1-0	1	0	0	0	0	0	2
1/28/12	* UTEP		8	0-2	0-1	0-0	0-0	0	4	0	1	0	0	0
2/1/12	* at UAB		4	0-2	0-0	0-0	0-0	0	2	0	0	0	0	0
2/4/12	* at Tulane		14	1-5	0-1	2-2	1-0	1	0	0	1	1	0	4
2/8/12	* RICE		13	3-8	1-3	1-2	0-0	0	2	0	0	0	1	8
2/11/12	* at Tulsa													
2/18/12	* SOUTHERN MISS													
2/22/12	* at Marshall													
2/25/12	* SMU													
2/29/12	* TULANE													
3/3/12	* at Rice													

VAN SLYKE'S CAREER STATISTICS

Year	GP-GS	MP	FG-FGA	Pct	3P-A	Pct	FT-FTA	Pct	Off-Def	Reb - Avg	PF-DQ	Ast	TO	Blk	Stl	Pts - Avg
2009-10	29-8	284	38-101	.376	21-63	.333	5-6	.833	18-24	42 - 1.4	53-2	8	7	11	3	102 - 3.5
2010-11	29-16	459	69-161	.429	22-60	.367	25-34	.735	25-63	88 - 3.0	76-3	12	30	20	5	185 - 6.4
2011-12	22-1	299	54-128	.422	11-36	.306	35-41	.854	23-34	57 - 2.6	44-1	6	20	5	2	154 - 7.0
Totals	80-25	1,042	161-390	.413	54-159	.340	65-81	.802	66-121	187 - 2.3	173-6	26	57	36	10	441 - 5.5



#0 JOSEPH YOUNG

Guard

6-3 • 185 • Freshman-HS

Houston, Texas

Yates HS

CAREER HIGHS

Points

25, vs. Texas State (12/30/11)

Field Goals Made

9, vs. Texas State (12/30/11)

Field Goal Attempts

13, done four times; Most recently at Tulane (2/4/12)

3-Point Field Goals Made

4, done four times; Most recently vs. Texas State (12/30/11)

3-Point Field Goal Attempts

8, at SMU (1/18/12)

Free Throws Made

6, vs. Grambling State (11/12/11)

Free Throw Attempts

7, vs. Grambling State (11/12/11)

Rebounds

11, vs. East Carolina (1/21/12)

Assists

8, vs. Oakland (11/22/11)

Steals

3, at Tulane (2/4/12)

Blocked Shots

4, vs. North Carolina A&T (12/28/11)

Minutes Played

37, at Tulane (2/4/12)

REDSHIRT FRESHMAN (2011-12)

Made his collegiate debut in the starting lineup during the season opener against Grambling State... Led all players with 18 points, including two 3-pointers and seven assists, against the Tigers... Recorded 19 points with four treys and added five rebounds, two assists and two steals against Utah Valley... Scored 14 points, including four 3-pointers, with four rebounds and a game-high six assists against TCU... Drained two treys in the final 54 seconds to help the Cougars rally from an 8-point deficit in the final minute against the Horned Frogs... Scored 12 points and buried both 3-point attempts with two assists and two steals against

Texas A&M-Corpus Christi... Posted 10 points with a pair of 3-pointers against Oklahoma during the first game of the RAMADA All-College Classic... Dished out four assists with five rebounds against UTSA... Posted 22 points, including four 3-pointers, with five rebounds and four assists against Rogers State... Gave the Cougars the lead for good with a 3-pointer with 36 seconds remaining against North Carolina... Finished with 12 points, four rebounds and four blocked shots against the Aggies... Totaled 25 points with four 3-pointers and added three rebounds and three assists against Texas State... Led the Cougars with 14 points, including three 3-pointers, at UTEP... Tied for the team lead with 11 points and six rebounds at SMU... Also led the Cougars with three 3-pointers against the Mustangs... Grabbed 11 rebounds with five assists and only one turnover in 28 minutes against East Carolina... Finished with 11 points, including three treys, at UAB... Led the Cougars with 17 points and three steals at Tulane... Totaled 13 points with a game-high-tying three 3-pointers against Rice.

Young's 2011-12 Game-by-Game Statistics

Date	Opponent	GS	Min	FG-A	3FG-FGA	FT-FTA	OR-DR	Tot	PF	A	TO	Blk	Stl	Pts
11/12/11	GRAMBLING STATE	*	30	5-11	2-5	6-7	0-1	1	1	7	2	1	2	18
11/14/11	UTAH VALLEY	*	35	5-12	4-7	5-5	1-4	5	2	2	2	0	2	19
11/18/11	vs. Arkansas	*	32	2-11	1-5	2-2	1-1	2	1	3	2	0	0	7
11/22/11	OAKLAND	*	28	0-4	0-2	0-0	0-4	4	4	8	4	0	0	0
11/26/11	TCU	*	33	5-11	4-6	0-0	1-3	4	2	6	2	0	0	14
11/29/11	LSU	*	22	1-7	1-7	0-0	1-2	3	3	0	5	0	1	3
12/3/11	TEXAS A&M-CORPUS CHRISTI	*	27	4-8	2-2	2-2	1-0	1	2	2	1	0	2	12
12/6/11	at Texas State	*	32	1-7	0-2	4-5	0-5	5	4	0	2	0	0	6
12/17/11	vs. Oklahoma		23	4-11	2-7	0-0	3-2	5	1	1	1	0	0	10
12/20/11	UTSA		23	0-3	0-2	0-0	0-5	5	1	4	2	0	0	0
12/21/11	ROGERS STATE		29	8-13	4-7	2-2	2-3	5	2	4	1	0	0	22
12/28/11	NORTH CAROLINA A&T		26	5-13	2-6	0-0	1-3	4	1	1	1	4	1	12
12/30/11	TEXAS STATE		29	9-12	4-7	3-5	2-1	3	3	3	5	0	2	25
1/4/12	* TULSA		33	3-7	1-1	2-2	1-2	3	1	3	0	0	1	9
1/7/12	* at UTEP		28	5-10	3-6	1-2	0-1	1	1	2	3	0	1	14
1/11/12	* at UCF		27	2-7	1-3	2-2	0-6	6	1	1	1	0	0	7
1/14/12	* MEMPHIS	*	27	1-5	0-3	0-0	0-1	1	2	2	2	0	0	2
1/18/12	* at SMU		27	4-13	3-8	0-0	0-6	6	3	2	2	0	0	11
1/21/12	* EAST CAROLINA		28	2-8	0-3	0-0	2-9	11	1	5	1	0	1	4
1/28/12	* UTEP		27	3-4	2-3	0-0	0-1	1	2	1	0	0	1	8
2/1/12	* at UAB		26	4-11	3-7	0-0	1-2	3	3	0	3	0	0	11
2/4/12	* at Tulane		37	7-13	1-4	2-2	0-4	4	0	1	2	0	3	17
2/8/12	* RICE		31	5-11	3-7	0-0	0-2	2	1	0	1	0	1	13
2/11/12	* at Tulsa													
2/18/12	* SOUTHERN MISS													
2/22/12	* at Marshall													
2/25/12	* SMU													
2/29/12	* TULANE													
3/3/12	* at Rice													

YOUNG'S CAREER STATISTICS

Year	GP-GS	MP	FG-FGA	Pct	3P-A	Pct	FT-FTA	Pct	Off-Def	Reb - Avg	PF-DQ	Ast	TO	Blk	Stl	Pts - Avg
2010-11										Redshirt						
2011-12	23-9	660	85-212	.401	43-110	.391	31-36	.861	17-68	85 - 3.7	42-0	58	45	5	18	244 - 10.6
Totals	23-9	660	85-212	.401	43-110	.391	31-36	.861	17-68	85 - 3.7	42-0	58	45	5	18	244 - 10.6

GAME 1

HOUSTON 88, GRAMBLING STATE 42

Hofheinz Pavilion • Houston, Texas
Nov. 12, 2011

GRAMBLING STATE 42 (0-1)

No.	Name	FG-A	3FG-A	FT-A	RB	PF	TP	A	T	B	S	MN
11	Bryant Purvis	2-13	1-8	2-2	7	2	7	0	7	0	0	37
42	Steven Danridge	4-7	0-0	2-2	9	3	10	1	1	1	0	34
40	Peter Roberson	1-7	0-2	0-0	7	3	2	0	3	2	0	31
2	Rondale Livas	1-4	0-0	4-6	5	5	6	1	5	0	0	22
3	Raschard Boatner	4-13	3-11	4-5	4	3	15	4	7	0	1	40
20	Roman Higgins	0-3	0-2	2-2	2	2	2	0	3	0	1	23
23	Demetri Wheeler	0-0	0-0	0-0	2	2	0	0	1	1	0	13
	Team				3							
Totals		12-47	4-23	14-17	39	20	42	6	27	4	2	200
		25.5	17.4	82.4								

HOUSTON 88 (1-0)

No.	Name	FG-A	3FG-A	FT-A	RB	PF	TP	A	T	B	S	MN
2	Alandise Harris	7-10	0-1	0-0	3	4	14	0	2	1	1	22
35	TaShawn Thomas	4-7	0-0	5-10	8	0	13	5	0	3	3	27
0	Joseph Young	5-11	2-5	6-7	1	1	18	7	2	1	2	30
11	Darian Thibodeaux	4-7	3-5	0-0	3	0	11	2	0	0	1	27
23	Jonathon Simmons	4-10	1-2	2-7	1	2	11	0	0	1	2	21
1	Mikhail McLean	3-6	0-0	2-3	7	1	8	0	2	0	0	20
3	J.J. Thompson	3-5	1-1	0-0	0	3	7	0	0	0	2	14
15	Leon Gibson	0-0	0-0	0-1	3	2	0	0	0	1	0	11
20	Donald Brooks	0-0	0-0	0-0	0	1	0	1	0	0	0	4
32	Kirk Van Slyke	3-10	0-3	0-0	9	2	6	1	1	0	1	22
45	Rakim Stevenson	0-0	0-0	0-0	0	0	0	0	0	0	0	2
	Team				4							
Totals		33-66	7-17	15-28	39	16	88	16	7	7	12	200
		50.0	41.2	53.6								

Officials: R – Steve Olson; U1 – Rick Randall; U2 – James Barker
Attendance: 3,777

Grambling State	22	20	–	42
Houston	46	42	–	88

GAME NOTES

- Cougars opened their 67th season of college basketball with a resounding win against Grambling State
- Was the program's biggest season-opening win since a 69-point win (131-62) against Florida Tech on Nov. 22, 2005
- Cougars drained their first five shots to open the game on a 13-0 run and never led by fewer than eight points the rest of the way
- Team later used a 17-0 run midway through the first half to build a comfortable cushion
- Cougars improved to 48-19 during all-time season openers... Houston moved to 37-8 all-time during season openers at home and rose to 25-5 all-time at Hofheinz Pavilion during season openers
- Marked the Cougars' fourth straight win of at least 35 points against the Tigers
- Freshman guard **Joseph Young**, freshman forward **TaShawn Thomas**, junior guard **Jonathon Simmons**, freshman guard **J.J. Thompson** and junior forward **Leon Gibson** made their collegiate debuts.
- Young, Thomas and Simmons made their debuts in the Cougars' starting lineup
- Young led all players with 18 points and seven assists with only two turnovers in 30 minutes... Sophomore forward **Alandise Harris** added 14 points on 7-of-10 shooting, while senior guard **Darian Thibodeaux** and Simmons poured in 11 points apiece
- Thomas did a little of everything in the win... Finished with 13 points, eight rebounds, five assists, three blocks and three steals
- Junior forward **Kirk Van Slyke** added a team-leading nine rebounds in 22 minutes
- Sophomore forward **Mikhail McLean** finished with career bests of eight points and seven rebounds
- Raschard Boatner led the Tigreres with 15 points and three 3-pointers, while Steven Danridge added 10 points and a game-high nine rebounds

GAME 2

HOUSTON 84, UTAH VALLEY 71

Hofheinz Pavilion • Houston, Texas
Nov. 14, 2011

UTAH VALLEY 71 (1-1)

No.	Name	FG-A	3FG-A	FT-A	RB	PF	TP	A	T	B	S	MN
15	Geddes Robinson	4-6	0-0	1-2	14	4	9	2	2	0	2	28
33	Keith Thompson	5-10	0-1	1-2	2	3	11	2	0	1	1	19
34	Ben Aird	3-10	0-0	0-0	4	4	6	0	0	2	0	30
2	Isiah Williams	8-20	1-6	2-2	2	1	19	4	1	0	1	29
12	Holton Hunsaker	1-4	0-2	0-0	1	4	2	1	1	0	1	17
3	Keawe Enos	2-7	1-4	3-3	3	0	8	3	2	0	0	17
5	Kevin Woods	2-4	0-0	2-2	2	2	6	2	1	0	0	17
24	Zach Jones	1-2	0-0	0-0	2	2	2	0	1	0	0	7
32	Taylor Brown	2-5	2-5	0-0	0	2	6	0	1	0	0	7
42	Rory Fannon	1-1	0-0	0-0	1	2	2	0	0	1	0	7
45	Will Sinclair	0-1	0-0	0-0	3	2	0	0	0	0	0	6
	Team				2							
Totals		29-70	4-18	9-11	36	26	71	14	10	4	5	200
		41.4	22.2	81.8								

HOUSTON 84 (2-0)

No.	Name	FG-A	3FG-A	FT-A	RB	PF	TP	A	T	B	S	MN
2	Alandise Harris	7-12	1-2	5-8	9	3	20	2	0	1	2	34
35	TaShawn Thomas	4-6	0-0	1-2	8	1	9	0	2	1	0	22
0	Joseph Young	5-12	4-7	5-5	5	2	19	2	2	0	2	35
11	Darian Thibodeaux	1-4	0-1	2-2	1	1	4	4	0	2	1	35
23	Jonathon Simmons	2-6	0-2	4-7	3	3	8	1	1	0	0	25
1	Mikhail McLean	0-1	0-0	2-2	4	2	2	0	1	1	0	16
3	J.J. Thompson	2-4	0-0	0-0	1	2	4	1	2	0	0	15
32	Kirk Van Slyke	4-10	0-2	10-11	8	2	18	0	1	2	0	18
	Team				1							
Totals		25-55	5-14	29-37	40	16	84	10	9	7	5	200
		45.5	35.7	78.4								

Officials: R – Mike Stuart; U1 – K.C. Ely; U2 – Tom O'Neill, Jr.
Attendance: 3,077

Utah Valley	37	34	–	71
Houston	43	41	–	84

GAME NOTES

- Sophomore forward **Alandise Harris**, junior forward **Kirk Van Slyke** and redshirt freshman guard **Joseph Young** each posted career highs to lead the Cougars to the win.
- Harris led all players with 20 points on 7-of-12 shooting, while Van Slyke finished with 18 points, thanks to a 10-of-11 performance from the free throw line... Young added 19 points with four treys to lead the Cougars.
- First-meeting between the two programs
- Cougars built a 14-point first-half lead before the Utah Valley used an 11-3 run to end the first half to cut the deficit to 43-37.
- In the second half, UVU trimmed the Cougar lead to three points on three occasions, but Houston answered with baskets each time to thwart the rally.
- UVU hit 47.1 percent from the field in the first half but was held to only 36.1 percent during the final 20 minutes.
- UVU guard Isiah Williams led the Wolverines with 19 points but was held by only four second-half points.
- UVU forward Keith Thompson added 11 points, while Geddes Robinson finished with nine points and a game-high 14 rebounds.

GAME 3

HOUSTON 87, ARKANSAS 78

Verizon Arena • Little Rock, Ark.
Nov. 18, 2011

HOUSTON 87 (3-0)

No.	Name	FG-A	3FG-A	FT-A	RB	PF	TP	A	T	B	S	MN
2	Alandise Harris	6-8	1-1	5-8	6	4	18	0	6	2	1	23
35	TaShawn Thomas	3-7	0-0	1-1	10	4	7	0	4	2	0	30
0	Joseph Young	2-11	1-5	2-2	2	1	7	3	2	0	0	32
11	Darian Thibodeaux	3-6	2-5	2-2	3	3	10	3	2	0	0	36
23	Jonathon Simmons	6-8	0-1	4-5	7	5	16	3	3	0	0	25
1	Mikhail McLean	0-2	0-0	0-0	2	1	0	0	1	1	0	10
3	J.J. Thompson	3-7	1-2	3-4	3	0	10	3	1	0	0	26
32	Kirk Van Slyke	8-10	2-2	1-1	5	5	19	3	1	2	0	18
	Team				3							
Totals		31-59	7-16	18-23	41	23	87	15	20	7	1	200
		52.5	43.8	78.3								

ARKANSAS 78 (2-1)

No.	Name	FG-A	3FG-A	FT-A	RB	PF	TP	A	T	B	S	MN
22	Marvell Waithe	1-4	0-1	0-0	4	0	2	0	2	0	1	14
31	Michael Sanchez	4-7	0-0	3-5	3	0	11	0	0	1	0	23
1	Mardracus Wade	1-5	1-3	5-5	3	3	8	4	1	1	4	34
3	Rickey Scott	4-10	0-3	0-2	4	4	8	2	3	0	2	35
23	Jullysyes Nobles	5-11	2-5	5-8	5	4	17	2	0	1	4	33
0	Rashad Madden	6-13	0-1	1-5	4	4	13	1	0	2	0	26
4	Devonta Abron	1-2	0-0	0-0	0	1	2	0	0	0	0	3
11	B.J. Young	5-10	1-4	4-4	3	4	15	0	4	1	1	20
21	Hunter Mickelson	1-3	0-0	0-0	1	2	2	1	0	1	0	12
	Team				3							
Totals		28-65	4-17	18-29	30	22	78	10	10	7	12	200
		43.1	23.5	62.1								

Officials: R – Doug Shows; U1 – Lee Cassell; U2 – Jamie Luckie
Attendance: 12,691

Houston	36	51	–	87
Arkansas	36	42	–	78

GAME NOTES

- Cougars snapped a seven-game losing streak to Arkansas and earned their first victory against the Razorbacks since March 3, 1988.
- Was the program's first victory against the Razorbacks in Arkansas since the 1986-87 season.
- Cougars fell behind by eight midway through the first half but closed out the opening period on a 10-2 run to tie the game at 36-36 by halftime
- After Arkansas scored the first points of the second half, the Cougars used a 23-6 run and built a 58-44 lead on Van Slyke's layup and free throw.
- Razorbacks chipped away and pulled to within 72-68 with 4:11 left... Sophomore forward **Alandise Harris** stopped the rally with a layup and was fouled.
- Harris missed the ensuing free throw, but junior forward **Jonathon Simmons** grabbed the offensive rebound and laid it back up and in for a 76-68 Houston lead... Hogs would not get closer than six points the rest of the way as the Cougars converted 7-of-8 free throw attempts in the final minute.
- **Kirk Van Slyke** poured in 19 points off the bench in 19 minutes... The Woodlands, Texas, native went 8-of-10 from the field in posting a career-high points total for the second straight game.
- Harris returned to his hometown of Little Rock and scored 18 points with six rebounds to lead the Cougars.
- Simmons scored 16 points on 6-of-8 shooting with seven rebounds and three assists, while freshman point guard **J.J. Thompson** and senior guard **Darian Thibodeaux** posted 10 points apiece
- Freshman forward **TaShawn Thomas** led all players with 10 rebounds and spearheaded a Cougar defense that outrebounded the Hogs 41-30.
- Jullysyes Nobles led the Razorbacks with 17 points and five rebounds, while B.J. Young added 15 points... Rashad Madden chipped in with 13 points, and Michael Sanchez tallied 11 points in the losing effort.

GAME 4
OAKLAND 76, HOUSTON 74

Hofheinz Pavilion • Houston, Texas
Nov. 22, 2011

OAKLAND 76 (2-2)

No.	Name	FG-A	3FG-A	FT-A	RB	PF	TP	A	T	B	S	MN
15	Drew Valentine	6-9	0-1	3-4	5	3	15	3	3	0	0	35
42	Corey Petros	8-13	0-0	0-0	9	4	16	4	2	0	1	31
3	Travis Bader	2-7	2-7	0-0	4	2	6	6	1	0	1	40
22	Blake Cushingberry	0-1	0-1	0-0	0	1	0	0	0	0	0	6
23	Reggie Hamilton	3-14	2-7	8-9	4	2	16	1	4	0	1	33
2	Dante Williams	2-3	0-1	0-0	6	4	4	3	0	1	1	16
13	Laval Lucas-Perry	3-10	2-7	7-8	4	1	15	3	1	0	2	30
33	Ryan Bass	2-2	0-0	0-0	2	0	4	2	0	0	0	8
40	Kyle Sikora	0-0	0-0	0-0	0	0	0	0	0	0	0	1
Team		3										
Totals		26-59	6-24	18-21	37	17	76	22	11	1	6	200
		44.1	25.0	85.7								

HOUSTON 74 (3-1)

No.	Name	FG-A	3FG-A	FT-A	RB	PF	TP	A	T	B	S	MN
2	Alandise Harris	8-12	0-0	5-7	7	3	21	2	1	1	2	36
35	TaShawn Thomas	3-7	0-0	0-0	4	1	6	0	2	2	0	23
0	Joseph Young	0-4	0-2	0-0	4	0	8	4	0	0	0	28
11	Darian Thibodeaux	1-9	1-6	3-4	4	4	6	3	3	0	1	34
23	Jonathon Simmons	3-5	0-1	0-0	4	4	6	0	0	0	0	18
1	Mikhail McLean	0-0	0-0	0-0	1	0	0	0	0	0	0	6
3	J.J. Thompson	3-9	0-3	1-2	3	1	7	2	0	0	3	30
32	Kirk Van Slyke	10-17	2-6	6-6	8	1	28	0	2	0	0	25
Team		1										
Totals		28-63	3-18	15-19	35	19	74	15	12	3	6	200
		44.4	16.7	78.9								

Officials: R – John Higgins; U1 – Hal Lusk; U2 – Bill Covington, Jr.
Attendance: 3,287

Oakland	43	33	–	76
Houston	39	35	–	74

GAME NOTES

- Was the first meeting between the two teams
- Game was close throughout with neither team building more than a 9-point lead at any point.
- Cougars grabbed a 55-53 lead with 12:33 left in the game when junior guard Jonathon Simmons converted a layup.
- However, Oakland scored the next eight points with four of those from Corey Petros to build a lead it would never relinquish.
- Houston continued to battle and moved to within a point on three different occasions, but the Golden Grizzlies with points of their own each time.
- Oakland converted 18-of-21 free throw attempts and went 6-of-8 from the line during the final 32 seconds to seal the win.
- Junior forward **Kirk Van Slyke** (28) and sophomore forward **Alandise Harris** (21) each posted career highs to lead the Cougars.
- Cougars dropped their first loss through their first four games and suffered their first home setback in Hofheinz Pavilion
- Corey Petros and Reggie Hamilton led a balanced Oakland scoring attack with 16 points each... Drew Valentine and Laval Lucas-Perry added 15 points apiece in the win.

GAME 5
TCU 81, HOUSTON 80

Hofheinz Pavilion • Houston, Texas
Nov. 26, 2011

TCU 81 (4-2)

No.	Name	FG-A	3FG-A	FT-A	RB	PF	TP	A	T	B	S	MN
4	Amric Fields	6-9	2-3	0-1	3	4	14	1	2	3	0	27
24	Adrick McKinney	3-13	0-0	2-4	7	1	8	3	1	0	2	27
10	Hank Thorns	5-8	3-4	2-3	3	4	15	5	7	0	1	33
21	Nate Butler	2-4	0-0	0-0	1	0	4	2	0	0	3	24
23	J.R. Cadot	4-8	1-3	2-2	8	0	11	1	2	1	3	33
2	Connell Crossland	1-2	0-1	1-2	2	0	3	2	0	0	0	8
5	Kyan Anderson	3-8	1-4	3-6	4	0	10	2	0	0	1	24
33	Garlon Green	4-9	2-4	1-2	3	4	13	0	0	0	0	17
41	Craig Williams	1-3	0-1	1-2	2	4	3	0	0	0	0	7
Team		1										
Totals		30-64	9-20	12-22	34	17	81	16	12	4	10	200
		46.9	45.0	54.5								

HOUSTON 80 (3-2)

No.	Name	FG-A	3FG-A	FT-A	RB	PF	TP	A	T	B	S	MN
2	Alandise Harris	8-10	0-0	0-0	4	4	16	2	1	3	0	27
35	TaShawn Thomas	5-7	0-0	2-4	7	1	12	1	1	4	1	33
0	Joseph Young	5-11	4-6	0-0	4	2	14	6	2	0	0	33
11	Darian Thibodeaux	2-4	1-2	0-0	2	2	5	3	2	0	0	29
23	Jonathon Simmons	4-6	1-1	3-4	5	3	12	2	5	0	1	22
1	Mikhail McLean	0-0	0-0	1-2	2	1	1	1	1	0	0	13
3	J.J. Thompson	4-8	2-3	2-2	2	3	12	1	1	0	1	22
15	Leon Gibson	2-3	0-0	0-0	2	1	4	0	0	0	0	5
32	Kirk Van Slyke	0-6	0-2	4-4	3	0	4	0	2	0	0	16
Team		3										
Totals		30-55	8-14	12-16	34	17	80	16	15	7	3	200
		54.5	57.1	75.0								

Officials: R – Mark Whitehead; U1 – Kelly Self; U2 – Gerry Pollard
Attendance: 3,357

TCU	43	38	–	81
Houston	34	46	–	80

GAME NOTES

- TCU's J.R. Cadot grabbed the offensive rebound from his own missed shot and flipped it over his shoulder with his back to the basket as time expired to lead the Horned Frogs to the win
- Loss spoiled a valiant comeback by the Cougars who trailed by eight with less than a minute remaining
- TCU appeared ready to ice the game on an alley-oop with 54 seconds to go, but **Alandise Harris** blocked the attempt and hit Joseph Young in transition for a 3-pointer to move the Cougars to within 78-75
- After TCU's Kyan Anderson was fouled and hit 1-of-2 free throws, Young buried another trey with 24 seconds left to pull the Cougars to within 79-78 with 24 seconds remaining
- TCU's Hank Thorns missed the front end of a 1-and-1 with 15 seconds left... **Kirk Van Slyke** snared the rebound and hit J.J. Thompson in transition.. Thompson raced the length of the court and laid the ball up and in to give the Cougars a 80-79 lead with 6.8 seconds left
- Following a TCU timeout, the Horned Frogs inbounded the ball to Cadot, who drove the court and missed his initial layup attempt... Cadot then grabbed the loose ball and threw it over his should and in as the clock expired
- Officials reviewed the final moments on video and confirmed the basket was good before the clock hit 0.0
- Harris led the Cougars with 16 points and added four rebounds, two assists and three blocked shots. Young finished with 14 points, including four 3-pointers, while freshman forward **TaShawn Thomas**, junior guard **Jonathon Simmons** and Thompson each posted 12 points to lead the Cougars
- Thomas also led the Cougars with seven rebounds, while Young finished with a game-high six assists
- Thorns led TCU with 15 points, thanks to three 3-pointers, while Amric Fields added 14 points with a pair of treys. Garlon Green finished with 13 points, Cadot tallied 11 on the night and Anderson totaled 10 for the Horned Frogs.

GAME 6
LSU 59, HOUSTON 58

Hofheinz Pavilion • Houston, Texas
Nov. 29, 2011

LSU 59 (4-3)

No.	Name	FG-A	3FG-A	FT-A	RB	PF	TP	A	T	B	S	MN
2	Johnny O'Bryant III	0-7	0-1	3-4	7	2	3	0	2	1	0	3
41	Justin Hamilton	5-11	0-0	1-2	7	4	11	1	4	2	3	34
1	Anthony Hickey	1-11	0-4	0-0	5	0	2	3	4	1	4	36
10	Andre Stringer	4-9	2-4	3-4	5	1	13	1	2	0	2	35
22	Ralston Turner	5-10	2-4	0-0	3	1	12	2	2	0	0	31
4	Chris Bass	1-2	0-1	0-0	3	0	2	1	0	0	0	6
5	Malcolm White	1-2	0-0	0-0	1	2	1	1	0	0	0	7
13	Eddie Ludwig	1-2	0-1	0-0	1	2	2	0	0	0	0	6
24	Storm Warren	4-8	0-0	4-4	3	2	12	1	1	0	2	18
32	John Isaac	0-2	0-0	0-0	2	0	0	0	1	0	0	10
Team		4										
Totals		22-64	4-15	11-14	41	13	59	10	17	4	12	200
		34.4	26.7	78.6								

HOUSTON 58 (3-3)

No.	Name	FG-A	3FG-A	FT-A	RB	PF	TP	A	T	B	S	MN
2	Alandise Harris	7-12	2-3	5-6	3	1	21	0	1	3	0	33
35	TaShawn Thomas	6-7	0-0	1-3	8	1	13	2	2	4	3	31
0	Joseph Young	1-7	1-7	0-0	3	3	0	5	0	1	2	22
11	Darian Thibodeaux	1-3	1-2	0-0	5	3	3	1	0	0	0	26
23	Jonathon Simmons	4-9	0-2	0-0	3	3	8	2	4	0	0	26
3	J.J. Thompson	2-8	0-1	0-0	5	2	4	4	6	1	2	30
4	LeRon Barnes	0-2	0-2	0-0	4	0	0	3	1	0	1	16
15	Leon Gibson	1-1	0-0	0-0	0	1	2	0	0	0	0	4
32	Kirk Van Slyke	2-6	0-2	0-0	1	3	4	0	1	0	0	12
Team		2										
Totals		24-55	4-19	6-9	34	17	58	12	20	6	8	200
		43.6	21.1	66.7								

Officials: R – Tom Eades; U1 – Doug Simmons; U2 – Rick O'Neill
Attendance: 4,257

LSU	30	29	–	59
Houston	38	20	–	58

GAME NOTES

- LSU's Storm Warren hit a pair of free throws with only 1.2 seconds remaining to lift the Tigers to the win.
- Was the Cougars' third straight loss by a combined four points... Was the team's second straight 1-point loss in the final two seconds.
- Junior guard **Jonathon Simmons** hit a running leaner with 9.1 seconds left to give the Cougars a 58-57 lead.
- Following an LSU timeout, Anthony Hickey raced the ball up the court and put up a shot that was off... Warren grabbed the offensive board and went back up but was fouled to send him to the line with 1.2 seconds left.
- Warren hit both free throws to give the Tigers the lead, and a Cougar desperation, halfcourt shot at the buzzer was off the mark.
- Sophomore forward **Alandise Harris** tied his career high with 21 points and posted his team-leading third 20-point game of the season.
- Freshman forward **TaShawn Thomas** finished with 13 points on 6-of-7 shooting and grabbed a team-high eight rebounds in the loss.
- LSU guard Andre Stringer led the Tigers with 13 points, including a pair of 3-pointers, while Turner and Warren each added 12. Justin Hamilton finished with 11 points and tied with Johnny O'Bryant III for team-high honors with seven rebounds.
- Season-high attendance of 4,257 inside Hofheinz Pavilion
- Game was broadcast live on CBS Sports Network with Tom McCarthy calling the play-by-play action and Steve Lappas providing analysis

GAME 7 HOUSTON 87, TEXAS A&M-CORPUS CHRISTI 66 Hofheinz Pavilion • Houston, Texas Dec. 3, 2011

TEXAS A&M-CORPUS CHRISTI 66 (1-5)

No.	Name	FG-A	3FG-A	FT-A	RB	PF	TP	A	T	B	S	MN
21	Jordan Pope-Didier	2-5	0-0	0-0	6	3	4	1	0	1	1	19
22	Myron Dempsey	1-7	0-0	1-2	3	2	3	1	1	0	1	27
5	Terence Jones	5-9	2-2	0-0	1	1	12	0	1	0	0	18
10	Johnathan Jordan	2-7	0-1	4-8	7	4	8	5	3	0	3	30
11	Chris Hawkins-Mast	3-9	0-2	2-4	0	2	8	1	3	0	2	18
1	Hameed Ali	5-8	2-4	3-3	1	2	15	0	4	0	1	27
4	Jason Smith	1-5	0-0	5-6	5	0	7	0	2	1	0	15
12	Jake Kocher	3-5	1-3	2-2	4	2	9	0	1	0	0	18
23	Nate Maxey	0-2	0-0	0-0	0	3	0	0	2	1	1	18
33	Ted Wang	0-0	0-0	0-0	0	0	0	0	0	2	0	10
	Team				1							
Totals		22-57	5-12	17-25	28	19	66	8	17	5	9	200
		38.6	41.7	68.0								

HOUSTON 87 (4-3)

No.	Name	FG-A	3FG-A	FT-A	RB	PF	TP	A	T	B	S	MN
2	Alandise Harris	3-10	0-0	1-2	11	3	7	1	3	2	0	29
35	TaShawn Thomas	4-11	0-1	4-4	12	2	12	2	4	4	0	29
0	Joseph Young	4-8	2-2	2-2	1	2	12	2	1	0	2	27
11	Darian Thibodeaux	3-7	0-2	0-0	2	0	6	6	0	0	2	25
23	Jonathon Simmons	5-7	4-5	8-10	6	1	22	2	6	0	3	24
3	J.J. Thompson	2-7	2-3	2-2	1	0	8	1	1	0	1	22
4	LeRon Barnes	1-1	0-0	2-4	4	4	4	0	2	1	2	20
15	Leon Gibson	6-8	0-0	4-4	4	5	16	0	2	0	0	18
20	Donald Brooks	0-1	0-0	0-0	0	0	0	0	0	0	0	3
45	Rakim Stevenson	0-0	0-0	0-0	0	0	0	0	0	0	0	3
	Team				2							
Totals		28-60	8-13	23-28	43	17	87	14	19	7	10	200
		46.7	61.5	82.1								

Officials: R – Randy Heimerman; U1 – Tim Gattis; U2 – Warren Evans
Attendance: 3052

Texas A&M-Corpus Christi	33	33	–	66
Houston	50	37	–	87

GAME NOTES

- **Jonathon Simmons** scored a career-high 22 points, and freshman forward **TaShawn Thomas** finished with his first career double-double to lead the Cougars to the win.
- Simmons connected on 5-of-7 shots from the field, including 4-of-5 from the 3-point arc, for the first 20-point game of his career... Scored 11 consecutive Cougar points and 13 of 15 during one stretch as Houston built a 49-34 lead late in the first half.
- Simmons joined teammates **Alandise Harris** and **Kirk Van Slyke** as the Cougars' only 20-point scorers this season.
- Harris finished with 12 points and a career-high 12 rebounds with four blocked shots to lead the Cougars.
- Cougars built a 50-33 halftime lead and then broke the game open with a 14-2 run early in the second half to win for the fifth time in six games against the Islanders.
- Cougars hit 46.7 percent from the field, including 8-of-13 from the 3-point line.
- Junior forward **Leon Gibson** came off the bench to pour in a career-high 16 points on 6-of-8 shooting with four rebounds in 18 minutes... Redshirt freshman guard **Joseph Young** added 12 points with a pair of 3-pointers.
- Hameed Ali came off the bench to lead Texas A&M-Corpus Christi with 15 points, while Terence Jones added 12 points and two treys. Johnathan Jordan added eight points and a team-high seven rebounds in the loss.

GAME 8 TEXAS STATE 81, HOUSTON 78 Strahan Coliseum • San Marcos, Texas Dec. 6, 2011

HOUSTON 78 (4-4)

No.	Name	FG-A	3FG-A	FT-A	RB	PF	TP	A	T	B	S	MN
2	Alandise Harris	4-14	0-1	3-6	9	4	11	0	1	3	1	31
35	TaShawn Thomas	4-12	0-0	3-6	13	2	11	0	3	1	0	25
0	Joseph Young	1-7	0-2	4-5	5	4	6	0	2	0	0	32
11	Darian Thibodeaux	1-5	0-2	4-4	5	2	6	2	2	0	0	29
23	Jonathon Simmons	8-11	2-4	8-10	9	3	26	1	5	0	0	32
3	J.J. Thompson	5-8	1-3	0-0	0	1	11	3	2	0	0	24
4	LeRon Barnes	2-3	1-2	0-0	5	1	5	0	0	0	0	11
15	Leon Gibson	0-1	0-0	0-0	1	1	0	1	0	0	0	5
32	Kirk Van Slyke	1-2	0-0	0-0	2	1	2	1	2	0	0	11
	Team				1							
Totals		26-63	4-14	22-31	50	19	78	8	17	4	1	200
		41.3	28.5	71.0								

TEXAS STATE 81 (6-2)

No.	Name	FG-A	3FG-A	FT-A	RB	PF	TP	A	T	B	S	MN
2	Ybarra Brooks	2-5	1-3	4-4	4	3	9	1	1	0	1	24
21	Matt Staff	8-16	0-2	0-1	11	2	16	1	1	0	0	25
3	Reed Koenen	2-8	2-4	0-2	2	3	5	1	0	0	0	25
5	John Bowman	2-5	1-1	0-2	2	5	5	0	3	0	0	21
11	Eddie Rios	3-9	2-8	1-2	2	1	9	4	1	0	0	25
1	Vonn Jones	3-7	2-5	0-1	0	3	8	2	0	0	0	17
10	Wesley Davis	6-7	2-2	4-7	1	1	18	1	0	0	4	21
15	Travis Jones	1-7	1-3	0-0	4	0	3	2	1	0	0	17
20	Dante Bachus	0-0	0-0	0-0	2	0	0	0	0	0	0	3
22	Basil Brown	0-0	0-0	0-0	0	0	0	0	0	0	0	0+
30	Gordon Ball	1-2	0-1	0-0	1	1	2	0	1	0	0	6
35	Luke Mergerson	1-3	0-0	1-2	6	0	3	0	0	0	0	10
44	Nick Hinton	1-4	0-1	0	2	4	2	0	0	0	1	6
	Team				3							
Totals		30-73	11-30	10-21	40	23	81	12	8	0	6	200
		41.1	36.7	47.6								

Officials: R – Darron George; U1 – Brent Meaux; U2 – Sean Casey
Attendance: 3,527

Houston	34	44	–	78
Texas State	50	31	–	81

GAME NOTES

- **Jonathon Simmons** posted career-high points and **TaShawn Thomas** finished with a double-double – each for the second straight game – to lead the Cougars.
- Simmons connected on 8-of-11 shots from the field and went 8-of-10 from the charity stripe for his second straight 20-point game... Houston native also added a career-high nine rebounds.
- Thomas finished with 11 points and a career- and team-season-high 13 rebounds.
- Cougars trailed by as many as 23 points in the second half before chipping away at the deficit.
- Team moved to within two points with just more than a remaining but was unable to even the score.
- Texas State's Brooks Ybarra hit four free throws in the final 18 seconds to preserve the win for the Bobcats.
- Cougars' four losses in 2011-12 have come by a combined seven points.
- Texas State won its 15th consecutive home game at Strahan Coliseum.
- **Alandise Harris** and **J.J. Thompson** each posted 11 points for the Cougars.
- Wesley Davis finished with 18 points, while Matt Staff added 16 points and a team-high 11 rebounds to lead Texas State... Were the only two Bobcats to reach double-digit points.

GAME 9 OKLAHOMA 79, HOUSTON 74 76th Annual RAMADA All-College Classic Chesapeake Energy Arena • Oklahoma City, Okla. Dec. 7, 2011

HOUSTON 74 (4-5)

No.	Name	FG-A	3FG-A	FT-A	RB	PF	TP	A	T	B	S	MN
15	Leon Gibson	3-8	0-0	1-2	5	2	7	0	1	0	0	20
35	TaShawn Thomas	3-3	0-0	0-0	8	3	6	1	1	1	0	21
3	J.J. Thompson	2-7	1-3	2-2	2	2	7	4	3	0	0	28
11	Darian Thibodeaux	4-9	2-5	0-0	6	4	10	3	1	0	0	35
23	Jonathon Simmons	8-15	2-6	2-3	3	3	20	3	1	0	2	32
0	Joseph Young	4-11	2-7	0-0	5	1	10	1	1	0	0	23
2	Alandise Harris	3-5	0-0	0-0	2	5	6	0	2	1	0	14
4	LeRon Barnes	0-1	0-1	0-0	0	0	0	1	1	0	0	3
32	Kirk Van Slyke	3-9	2-3	0-0	3	1	8	1	2	0	0	24
	Team				3							
Totals		30-68	9-25	5-7	37	21	74	14	13	2	2	200
		44.1	36.0	71.4								

OKLAHOMA 79 (8-1)

No.	Name	FG-A	3FG-A	FT-A	RB	PF	TP	A	T	B	S	MN
4	Andrew Fitzgerald	4-16	0-0	2-4	6	2	10	2	1	0	1	35
21	Cameron Clark	6-11	0-1	2-2	2	3	14	0	4	0	0	26
24	Romero Osby	2-11	0-0	1-2	10	2	5	0	1	1	1	19
1	Sam Grooms	3-8	1-1	3-4	0-2	0	10	8	0	0	0	38
2	Steven Pledger	10-13	4-5	7-7	10	1	31	0	1	0	2	37
5	C.J. Washington	0-0	0-0	0-0	0	0	0	0	0	0	0	4
14	Carl Blair	0-1	0-0	0-0	2	1	0	2	1	0	1	13
15	Tyler Neal	2-4	1-3	4-5	6	3	9	1	1	0	2	23
31	Barry Honore	0-0	0-0	0-0	0	0	0	0	0	1	0	5
	Team				2							
Totals		27-64	6-10	19-24	40	12	79	13	9	2	7	200
		42.2	60.0	79.2								

Officials: R – Duke Edsall; U1 – Terry Davis; U2 – Bret Smith
Attendance: 5,303

Houston	37	37	–	74
Oklahoma	40	39	–	79

GAME NOTES

- Guard **Jonathon Simmons** recorded his third consecutive 20-point game to lead the Cougars during the first game of the RAMADA All-College Classic.
- Simmons finished the night with 20 points on 8-of-15 shooting with a pair of 3-pointers... Previously posted 22 points against Texas A&M-Corpus Christi on Dec. 3 and a career-high 26 points at Texas State on Dec. 6.
- Cougars trailed 40-37 at halftime and, after swapping buckets with the Sooners, used a 14-2 run during a three-and-a-half minute stretch to build a 53-44 leads.
- Oklahoma answered with an 11-2 run of its own during the next three-and-a-half minutes to tie the game at 55-55.
- Two teams battled back and forth from there with neither squad building more than a 5-point lead.
- Houston held a 67-65 lead when Oklahoma's Steven Pledger gave the Sooners the lead for good and an Andrew Fitzgerald layup pushed the OU lead to three points with 3:31 remaining.
- Senior guard **Darian Thibodeaux** and redshirt freshman guard **Joseph Young** each posted 10 points for the Cougars.
- Pledger led all players with 31 points and grabbed a game-high 10 rebounds for the first double-double of his career... Cameron Clark added 14 points, while Fitzgerald and Sam Grooms each finished with 10 points.
- Freshman point guard **J.J. Thompson** and junior forward **Leon Gibson** each made the first starts of their collegiate careers... Young and sophomore forward Alandise Harris made their first reserve appearances of the season.
- Game was televised live on ESPNu with Marc Kestecher and Doug Gottlieb calling the action.

GAME 10
HOUSTON 77, UTSA 75

Hofheinz Pavilion • Houston, Texas
Dec. 20, 2011

UTSA 75 (5-5)

No.	Name	FG-A	3FG-A	FT-A	RB	PF	TP	A	T	B	S	MN
1	Stephen Franklin	1-5	0-1	2-2	5	4	4	1	2	0	1	20
12	Jeromie Hill	6-12	3-4	0-0	7	2	15	3	3	0	1	30
15	Alex Vouyoukas	3-6	0-0	0-0	6	3	6	2	0	3	0	29
4	Sei Paye	0-3	0-0	2-2	0	1	2	1	0	0	0	24
31	Melvin Johnson III	10-23	4-14	0-0	4	2	24	2	2	0	5	27
5	Michael Hale III	2-5	0-1	2-2	2	0	6	4	2	0	0	27
13	Igor Nujic	0-1	0-0	0-0	1	0	0	0	1	0	2	11
22	Kannon Burrage	6-14	2-5	4-5	5	3	18	2	1	0	2	28
32	Jordan Sims	0-0	0-0	0-0	0	2	0	0	1	0	0	4
Team		5										
Totals		28-69	9-25	10-11	35	17	75	15	12	3	11	200
		40.6	36.0	90.9								

HOUSTON 77 (5-5)

No.	Name	FG-A	3FG-A	FT-A	RB	PF	TP	A	T	B	S	MN
2	Alandise Harris	7-9	1-1	3-5	8	2	18	5	4	0	1	36
35	TaShawn Thomas	4-5	0-0	1-1	4	1	9	3	2	2	1	32
3	J.J. Thompson	2-7	0-3	2-3	3	3	6	5	3	1	1	33
11	Darian Thibodeaux	5-8	4-7	0-0	3	4	14	0	1	0	0	27
23	Jonathon Simmons	8-13	1-3	5-7	3	1	22	3	2	1	0	36
0	Joseph Young	0-3	0-2	0-0	5	1	0	4	2	0	0	23
12	Jimmie Jones	0-0	0-0	0-0	0	1	0	0	2	0	0	1
15	Leon Gibson	1-1	0-0	2-2	2	0	4	1	2	1	0	7
32	Kirk Van Slyke	2-3	0-0	0-0	0	1	4	0	1	0	0	5
Team		3										
Totals		29-49	6-16	13-18	31	14	77	21	19	5	3	200
		59.2	37.5	72.2								

Officials: R – Rick Crawford; U1 – Hal Lusk; U2 – Marc Ellard
Attendance: 3,780

UTSA	33	42	–	75
Houston	35	42	–	77

GAME NOTES

- Guard **Jonathon Simmons** recorded his fourth straight 20-point game to lead the Cougars to the win... Finished the night 8-of-13 from the field and 5-of-7 from the free throw line.
- Forward **Alandise Harris** added 18 points and a game-high 18 rebounds.
- Cougars overcame a sluggish start that saw them trail by as many as eight points within the first five minutes of the game.
- Houston rallied late in the first half on a 7-0 run that was capped by Harris' 3-pointer from the top of the key.
- Cougars led the rest of the way in a unique game that featured no ties and only the one lead change despite neither team building a double-digit advantage.
- Houston used back-to-back 3-pointers from guard **Darian Thibodeaux** and Simmons to open the second half and build an 8-point lead less than a minute into the final period.
- UTSA moved to within 61-60 on Alex Vouyoukas' tip-in with 6:22 left, but the Cougars scored the game's next eight points for their largest lead of the night.
- Roadrunners continued to threaten and moved to within 74-72 on Melvin Johnson III's jumper with 19 seconds to go.
- Freshman point guard **J.J. Thompson** – making his first start in front of the Cougar fans – drained a pair of free throws to push the Houston lead back to four points.
- UTSA's Jeromie Hill hit a 3-pointer with nine seconds remaining to trim the lead to one again.
- Simmons was fouled and hit 1-of-2 free throws, and Johnson's desperation 3-point attempt at the buzzer was off the mark to give the Cougars the win.
- Thibodeaux added 14 points with a season-high four treys and three rebounds
- Johnson III led UTSA with 24 points, including four 3-pointers, while Kannon Burrage came off the bench to post 18 points with a pair of treys... Hill added 15 points with three 3-pointers of his own and grabbed a team-high seven rebounds.

GAME 11
HOUSTON 90, ROGERS STATE 80

Hofheinz Pavilion • Houston, Texas
Dec. 21, 2011

ROGERS STATE 80 (11-0)

No.	Name	FG-A	3FG-A	FT-A	RB	PF	TP	A	T	B	S	MN
23	Kenny Edwards	4-8	1-3	2-2	4	2	11	0	0	0	1	29
33	Meneptha Darden	3-4	0-0	0-0	2	3	6	1	2	0	0	18
1	Justynn Hammond	7-11	2-3	5-10	4	4	21	6	4	0	2	32
3	Donald Williams	4-10	3-8	0-0	1	2	11	0	1	0	0	29
11	Kendrell Thompson	6-10	2-3	0-0	0	2	14	4	2	0	2	34
0	Brian Gibson	2-5	0-0	2-2	8	4	6	0	2	0	0	25
2	Maurice Rutherford	0-1	0-0	3-4	1	1	3	1	1	0	0	18
15	Alex Ewings	3-8	1-3	1-2	0	0	8	0	0	0	1	13
32	Jeremy Marseille	0-1	0-0	0-0	2	0	0	0	1	0	0	2
Team		7										
Totals		29-58	9-20	13-20	29	18	80	12	13	0	6	200
		50.0	45.0	65.0								

HOUSTON 90 (6-5)

No.	Name	FG-A	3FG-A	FT-A	RB	PF	TP	A	T	B	S	MN
2	Alandise Harris	3-8	0-0	4-5	7	3	10	2	2	1	1	23
35	TaShawn Thomas	6-7	0-0	2-2	6	1	14	1	0	4	1	30
3	J.J. Thompson	1-6	1-2	0-0	1	2	3	3	1	0	0	21
11	Darian Thibodeaux	3-5	0-2	0-0	0	1	6	5	1	0	3	29
23	Jonathon Simmons	7-10	1-2	10-12	4	2	25	3	2	2	0	32
0	Joseph Young	8-13	4-7	2-2	5	2	22	4	1	0	0	29
4	LeRon Barnes	1-3	0-0	0-0	1	3	2	3	1	0	0	16
15	Leon Gibson	2-4	0-0	0-0	3	0	4	1	0	0	1	10
32	Kirk Van Slyke	2-4	0-1	0-0	2	0	4	0	1	0	0	10
Team		3										
Totals		29-49	6-16	13-18	31	14	77	21	19	5	3	200
		55.0	42.9	86.7								

Officials: R – Joe DeRosa; U1 – Jason Baker; U2 – Greg Rennergarbe
Attendance: 3,464

Rogers State	45	35	–	80
Houston	42	48	–	90

GAME NOTES

- Second straight season two teams played
- Guard **Jonathon Simmons** posted 25 points for his fifth straight 20-game of the season, while guard **Joseph Young** added a career-high 22 points with four 3-pointers.
- Young became the Cougars' fourth 20-point scorer in 2011-12.
- Cougars overcame a lethargic first half that saw them trailing 45-42 at the break
- Houston erupted from the locker room in the second half and used a 15-5 run to open the final period to build a lead they would never relinquish. Rogers State moved no closer than nine points the rest of the way.
- Houston used hot shooting throughout the game to build and maintain its cushion. After connecting on 51.7 percent from the field, Cougars blistered the nets in the second half, hitting 58.1 percent of their 31 shots to finish at 55 percent for the night.
- In addition, the Cougars finished with only nine turnovers while dishing out a season-high 22 assists.
- Forward **TaShawn Thomas** added 14 points with six rebounds and four blocked shots, while forward **Alandise Harris** added 10 points with a team-high seven rebounds and two assists, despite being hampered by foul trouble.
- Justynn Hammond scored 21 points with four rebounds and six assists to lead Rogers State, while Kendrell Thompson added 14 points and four assists. Kenny Edwards and Donald Williams each chipped in with 11.

GAME 12
HOUSTON 71, NORTH CAROLINA A&T 67

Hofheinz Pavilion • Houston, Texas
Dec. 28, 2011

NORTH CAROLINA A&T 67 (4-11)

No.	Name	FG-A	3FG-A	FT-A	RB	PF	TP	A	T	B	S	MN
0	Lawrence Smith	0-3	0-0	0-0	2	3	0	1	0	0	0	10
1	Adrian Powell	5-12	2-6	0-2	1	3	12	0	0	0	1	24
4	DaMetrius Upchurch	4-11	0-0	0-0	10	3	8	0	4	2	2	30
10	Marc Hill	6-14	4-5	2-2	2	0	18	7	1	0	2	32
31	Austin Witter	3-7	2-4	0-0	4	1	8	0	1	1	2	30
3	Jeremy Underwood	0-3	0-2	0-0	0	2	0	3	2	0	0	17
12	Nic Simpson	5-7	4-4	0-0	4	1	14	0	0	0	0	23
20	Jean Louise	2-6	0-3	0-0	4	0	4	0	2	0	1	13
21	R.J. Buck	1-2	0-0	1-2	3	3	3	1	1	0	0	14
30	Anthony Estes	0-1	0-0	0-0	1	0	0	0	0	0	0	7
Team		6										
Totals		26-66	12-24	3-6	37	16	67	12	12	3	8	200
		39.4	50.0	50.0								

HOUSTON 71 (7-5)

No.	Name	FG-A	3FG-A	FT-A	RB	PF	TP	A	T	B	S	MN
2	Alandise Harris	3-8	0-2	1-2	9	2	7	2	4	1	1	35
35	TaShawn Thomas	4-8	0-0	1-3	10	0	9	4	1	6	1	31
3	J.J. Thompson	1-5	0-2	0-0	2	1	2	0	2	0	2	22
11	Darian Thibodeaux	4-9	3-7	2-2	5	1	13	6	0	2	0	36
23	Jonathon Simmons	5-9	1-2	2-2	3	2	13	4	2	0	1	30
0	Joseph Young	5-13	2-6	0-0	4	1	12	1	1	4	1	26
15	Leon Gibson	3-3	0-0	0-0	1	0	6	0	0	0	0	9
32	Kirk Van Slyke	2-4	0-1	5-5	1	3	9	0	0	0	0	11
Team		2										
Totals		27-59	6-20	11-14	37	10	71	17	11	13	6	200
		45.8	30.0	78.6								

Officials: R – Antinio Perry; U1 – Marc Ellard; U2 – Larry Spaulding
Attendance: 4,030

North Carolina A&T	30	37	–	67
Houston	28	43	–	71

GAME NOTES

- Redshirt freshman guard **Joseph Young** buried a 3-pointer with just 36 seconds remaining to give the Cougars the lead for good.
- First ever meeting against North Carolina A&T in men's basketball.
- Cougars swatted a season-high 13 blocked shots with only 11 turnovers in the win.
- Lead went back and forth during the final three minutes... NCAT grabbed a 67-66 lead with 54 seconds remaining on Adrian Powell's jumper.
- Cougars worked the clock down before head coach **James Dickey** elected to use a timeout... On the inbound play, senior guard **Darian Thibodeaux** threw to pass to Young, whose defender reached out to make a steal and overplayed his man.
- Seeing that opportunity, Young stepped back and buried his second 3-pointer of the night.
- On ensuing possession, NCAT worked the ball around before Austin Witter's 3-point attempt was off the mark... DaMetrius Upchurch grabbed the offensive board, but his putback was off and that rebounds bounced around before going out of bounds and giving the Cougars possession with just nine seconds left.
- NCAT was forced to foul Houston three more times before sending the Cougars to the free throw line for a 1-and-1.
- Thibodeaux drained both attempts, and Powell's 3-point attempt at the buzzer was off for the final margin of victory.
- Cougars overcame sluggish first half and hit 54.8 percent (17-of-31) from the field in the second half.
- Thibodeaux and junior guard **Jonathon Simmons** tied for the team lead with 13 points... Thibodeaux did a little of everything, adding five rebounds, six assists, two blocks and no turnovers in 36 minutes... Simmons saw his streak of five straight games with at least 20 points snapped.
- Young finished with four rebounds and four blocked shots... Freshman forward **TaShawn Thomas** scored nine points with 10 rebounds and six blocks in the win.
- Marc Hill led North Carolina A&T with 18 points and seven assists... Nic Simpson came off the bench to score 14 points, while Powell added 12 points, including a pair of 3-pointers.

GAME 13 HOUSTON 94, TEXAS STATE 71 Hofheinz Pavilion • Houston, Texas Dec. 28, 2011

TEXAS STATE 71 (7-6)

No.	Name	FG-A	3FG-A	FT-A	RB	PF	TP	A	T	B	S	MN
2	Brooks Ybarra	5-11	1-2	0-0	5	0	11	1	1	0	0	19
3	Reid Koenen	3-9	0-2	6-7	2	3	12	0	1	0	1	23
21	Matt Staff	5-11	2-2	4-4	5	3	16	1	3	3	0	27
1	Vonn Jones	0-5	0-1	1-2	1	3	1	4	2	0	2	23
10	Wesley Davis	1-5	0-1	2-3	1	0	4	5	0	0	4	24
0	Jordan Kirschke	1-1	1-1	0-0	0	0	3	0	0	0	0	1
5	John Bowman	2-3	0-1	0-0	0	0	4	0	0	0	0	22
11	Eddie Rios	4-8	2-5	0-0	1	1	10	1	1	0	2	17
15	Travis Jones	2-5	0-2	0-0	1	0	4	0	1	1	1	14
20	Dante Bachus	0-1	0-0	0-0	1	1	0	1	1	0	1	4
22	Basil Brown	2-4	0-0	2-2	2	3	6	0	0	0	0	12
30	Gordon Ball	0-2	0-0	0-0	1	4	0	0	1	0	0	6
44	Nick Hinton	0-0	0-0	0-0	0	4	0	0	0	0	0	8
	Team				5							
Totals		25-65	6-17	15-18	25	22	71	13	11	4	11	200
		38.5	35.3	83.3								

HOUSTON 94 (8-5)

No.	Name	FG-A	3FG-A	FT-A	RB	PF	TP	A	T	B	S	MN
2	Alandise Harris	7-11	1-1	2-4	5	4	17	1	2	2	1	25
35	TaShawn Thomas	7-10	0-0	2-5	16	2	16	0	1	5	1	29
3	J.J. Thompson	0-3	0-0	0-0	1	4	0	4	3	0	0	20
11	Darian Thibodeaux	4-11	3-6	0-0	5	2	11	3	2	2	0	34
23	Jonathon Simmons	4-12	3-4	4-5	9	0	15	3	3	0	0	35
0	Joseph Young	9-12	4-7	3-5	3	3	25	3	5	0	2	29
12	Jimmie Jones	0-0	0-0	0-0	0	2	0	2	0	0	0	2
15	Leon Gibson	1-2	0-0	2-3	7	4	4	1	3	0	0	13
32	Kirk Van Slyke	3-4	0-0	0-0	2	4	6	0	1	0	0	13
	Team				4							
Totals		35-65	11-18	13-22	52	25	94	17	20	9	4	200
		53.8	61.1	59.1								

Officials: R – Joe DeRosa; U1 – Jeff Malham; U2 – Steve Divine
Technical Fouls: TxSt – Eddie Rios; UH – Darian Thibodeaux
Attendance: 3,081

Texas State	35	36	–	71
Houston	42	52	–	94

GAME NOTES

- Cougars scored the first eight and 18 of the first 20 points and eventually built a 25-4 lead halfway through the first half to build a lead they would never relinquish.
- Texas State trimmed the deficit to 51-46 with 15:19 remaining... However, the Cougars used a 19-4 run during the next 5:15 and eventually built a 35-point lead late in the game.
- Was the program's most points under second-year head coach James Dickey and the most since a 105-81 home win against TCU on Dec. 23, 2010.
- Cougars blistered the nets at a 59.4 percent clip (19-of-32) during the second period and finished at 53.8 percent (35-of-65) for the game... Houston was particularly hot from long range, connecting on 11-of-18 attempts from the 3-point line with three players recording at least three treys.
- On the glass, Houston more than doubled the Bobcats total at 52-25.
- Forward TaShawn Thomas led all players with a career-high 16 rebounds and added a personal-best 16 points for his team-leading third double-double of the season... Flirted with his first career triple-double, blocking five Bobcat shots.
- Redshirt freshman guard Joseph Young scored a career-high 25 points on 9-of-12 shooting with four 3-pointers. Sophomore forward Alandise Harris added 17 points, while junior guard Jonathon Simmons added 15 points with nine rebounds. Senior guard Darian Thibodeaux added 11 points with five rebounds, three assists and a pair of blocked shots.
- Cougars recorded their fourth straight win and their fifth consecutive home win. The Cougars also avenged a loss to the Bobcats in San Marcos, Texas, earlier this season.
- Staff led Texas State with 16 points, while Reid Koenen added 12 points. Brooks Ybarra finished with 11 points and tied with staff for the team lead with five rebounds, while Eddie Rios came off the bench to score 10 points.

GAME 14 HOUSTON 70, TULSA 69 Hofheinz Pavilion • Houston, Texas Jan. 4, 2012

TULSA 69 (7-8 • 0-1 C-USA)

No.	Name	FG-A	3FG-A	FT-A	RB	PF	TP	A	T	B	S	MN
11	Steven Idlet	8-12	0-0	6-6	5	4	22	4	4	0	1	29
32	Kodi Maduka	1-2	0-0	0-0	4	5	2	0	0	0	0	17
3	Jordan Clarkson	6-15	0-1	0-0	1	0	12	1	4	0	6	38
5	Tim Peete	0-4	0-1	1-2	0	1	1	3	4	0	1	31
34	Scottie Haralson	0-5	0-3	2-2	5	2	2	1	1	0	0	29
2	Eric McClellan	5-0	0-0	4-5	1	2	14	2	3	0	0	27
15	David Wishon	0-0	0-0	0-0	0	0	0	0	0	0	0	2
33	Joe Richard	2-5	0-0	0-0	5	3	4	0	0	0	0	22
35	D.J. Magley	6-8	0-0	0-1	8	5	12	0	0	0	1	30
	Team				2							
Totals		28-59	0-5	13-16	31	22	69	11	16	0	9	225
		47.5	0.0	81.3								

HOUSTON 70 (9-5 • 1-0 C-USA)

No.	Name	FG-A	3FG-A	FT-A	RB	PF	TP	A	T	B	S	MN
2	Alandise Harris	3-8	0-0	4-8	7	2	10	2	2	2	0	31
35	TaShawn Thomas	6-11	0-0	0-1	5	2	12	0	2	2	1	37
3	J.J. Thompson	3-5	1-1	8-9	1	2	15	1	5	0	0	30
11	Darian Thibodeaux	0-2	0-1	0-0	2	3	0	1	1	0	1	35
23	Jonathon Simmons	4-8	0-1	11-13	7	4	19	0	9	1	3	37
0	Joseph Young	3-7	1-1	2-2	3	1	9	3	0	0	1	33
15	Leon Gibson	2-4	0-0	0-0	2	4	4	0	1	1	1	16
32	Kirk Van Slyke	0-0	0-0	1-2	1	2	1	0	1	0	0	6
	Team				4							
Totals		21-45	2-4	26-35	32	20	70	7	21	6	7	225
		46.7	50.0	74.3								

Officials: R – Tom Eades; U1 – Duke Edsall; U2 – Doug Shows
Attendance: 3,218

Tulsa	33	32	4	–	69
Houston	25	40	5	–	70

GAME NOTES

- Cougars' first overtime game of the season.
- Cougars did not allow a Tulsa 3-pointer in five attempts... Was the first time since facing California on Dec. 9, 1997 - a streak of 418 games - that the Cougars did not allow a trey against an NCAA Division I opponent.
- Was the second straight season that Houston accomplished that feat after holding NAIA power Rogers State without a 3-pointer on Dec. 30, 2010.
- Guard Jonathon Simmons hit the first of two free throws with 0.7 seconds remaining in overtime to break a tie and lift the Cougars to the win in the Conference USA opener for both teams.
- Point guard J.J. Thompson hit two big free throws with 18 seconds left in the extra period to give the Cougars the lead, but Tulsa's Eric McClellan scored just six seconds later to tie the game again.
- After a Cougar timeout, Simmons drove to the basket before being fouled by Tulsa's Steven Idlet... Made his first attempt and deliberately missed his second.
- Ironically, Simmons was in a similar situation at the end of regulation but was unable to hit both attempts.
- With just three seconds left in regulation and the Cougars trailing 65-64, Simmons took the inbounds pass and drove to the basket before being fouled by Joe Richard with only one tick left on the clock.
- Simmons converted the first attempt to tie the game at 65-65, but his second attempt rattled in and out to force the extra period.
- Simmons finished with a team-high 19 points on 4-of-8 shooting from the field and 11-of-13 from the free throw line... Also added a team-high-tying seven rebounds and three steals in 37 minutes.
- Thompson posted a career-high 15 points, thanks to an 8-of-9 effort from the free throw line... Forward TaShawn Thomas posted 12 points with five rebounds and a pair of blocked shots, while sophomore forward Alandise Harris - hampered early in the game with foul trouble - finished with 10 points, seven rebounds, two assists and two blocked shots.
- Idlet posted 22 points with five rebounds and four assists to lead Tulsa. McClellan added 14 points, while Jordan Clarkson and D.J. Magley totaled 12 points apiece.

GAME 15 UTEP 70, HOUSTON 50 Don Haskins Center • El Paso, Texas Jan. 7, 2012

HOUSTON 50 (9-6 • 1-1 C-USA)

No.	Name	FG-A	3FG-A	FT-A	RB	PF	TP	A	T	B	S	MN
2	Alandise Harris	1-5	0-0	0-0	2	3	2	1	1	1	1	20
35	TaShawn Thomas	4-8	0-0	1-3	2	2	9	2	2	1	1	25
3	J.J. Thompson	3-9	2-3	0-0	2	1	8	4	1	0	0	31
11	Darian Thibodeaux	1-2	0-0	0-0	4	1	2	2	5	0	2	32
23	Jonathon Simmons	3-7	0-2	0-0	2	3	6	1	3	0	0	32
0	Joseph Young	5-10	3-6	1-2	1	1	14	2	3	0	1	28
12	Jimmie Jones	0-0	0-0	0-0	0	0	0	0	0	0	0	1
15	Leon Gibson	2-3	0-0	0-0	3	2	4	1	1	1	0	18
32	Kirk Van Slyke	2-6	1-3	0-0	3	3	5	0	0	0	0	13
	Team				1							
Totals		21-50	6-14	2-5	20	16	50	13	16	3	5	200
		42.0	42.9	40.0								

UTEP 70 (8-8 • 1-1 C-USA)

No.	Name	FG-A	3FG-A	FT-A	RB	PF	TP	A	T	B	S	MN
23	Gabriel McCulley	9-11	3-3	1-1	3	1	22	4	2	0	2	30
21	John Bohannon	6-10	0-0	2-5	11	3	14	3	5	2	1	28
4	Julian Washburn	9-12	1-2	0-0	3	2	19	1	3	0	1	35
11	Jacques Streeter	1-3	0-0	1-2	3	4	3	3	0	0	0	30
15	James Ragland	1-2	0-1	0-0	2	0	2	2	2	0	0	13
5	C.J. Cooper	1-3	0-1	0-0	3	0	2	3	0	0	1	26
31	Cedrick Lang	2-6	0-0	2-6	7	0	6	2	1	1	0	22
55	D/Von Campbell	1-2	0-0	0-0	0	2	2	1	2	0	0	16
	Team				3							
Totals		30-49	4-7	6-14	35	12	70	19	15	3	5	200
		61.2	57.1	42.9								

Officials: R – Mark Whitehead; U1 – Darron George; U2 – Brent Dugas
Attendance: 8,327

Houston	31	19	–	50
UTEP	33	37	–	70

GAME NOTES

- Cougars saw their season-long five-game winning streak come to an end.
- UTEP used a 19-5 run midway through the second half to break open a close game in the Cougars' road opener.
- Houston moved to within 38-37 when guard Darian Thibodeaux swiped a Miner pass and raced down the court to lay it up and in with 16:43 remaining.
- UTEP used a 19-5 run during the next 9:41 and built a 57-42 lead when guard Julian Washburn hit a jumper with just 7:02 remaining.
- Cougars could manage no more than three unanswered points the rest of the way.
- Guard Joseph Young led the Cougars with 14 points on 5-of-10 shooting, including 3-of-6 from behind the arc.
- UTEP forward Gabriel McCulley led all players with 22 points and added a team-high four assists. Washburn finished with 19 points, while John Bohannon posted 14 points with a game-high 11 rebounds and two blocked shots.

GAME 16
UCF 74, HOUSTON 63
UCF Arena • Orlando, Fla.
Jan. 11, 2012

HOUSTON 63 (9-7 • 1-2 C-USA)

No.	Name	FG-A	3FG-A	FT-A	RB	PF	TP	A	T	B	S	MN
2	Alandise Harris	8-14	1-1	2-4	6	1	19	0	2	2	0	36
35	TaShawn Thomas	6-9	0-0	2-3	5	1	14	0	4	1	0	26
3	J.J. Thompson	1-3	0-1	0-0	2	1	2	5	4	0	1	28
11	Darian Thibodeaux	2-4	1-2	0-0	3	3	5	3	1	0	1	32
23	Jonathon Simmons	1-4	0-0	1-4	3	4	3	3	2	0	0	17
0	Joseph Young	2-7	1-3	2-2	7	1	7	1	1	0	0	27
12	Jimmie Jones	0-0	0-0	0-0	0	0	0	1	0	0	0	9
15	Leon Gibson	2-4	0-0	2-2	2	0	6	2	0	0	0	11
32	Kirk Van Slyke	3-7	1-2	0-0	1	4	7	0	0	0	0	14
Team		6										
Totals		25-52	4-9	9-15	34	15	63	15	15	3	2	200
		48.1	44.4	60.0								

UCF 63 (13-3 • 3-0 C-USA)

No.	Name	FG-A	3FG-A	FT-A	RB	PF	TP	A	T	B	S	MN
33	Keith Clanton	9-21	0-5	0-4	13	3	18	5	1	2	2	36
24	Josh Crittle	5-8	0-0	0-0	4	3	10	1	0	0	2	20
3	A.J. Rompza	1-5	1-4	1-2	1	0	4	5	0	4	3	36
5	Marcus Jordan	4-15	2-6	3-3	0	0	13	0	2	0	0	37
32	Isaiah Sykes	9-14	0-0	3-7	14	3	21	3	3	0	0	36
1	Tristan Spurlock	1-6	0-4	0-0	0	2	2	1	0	2	0	15
21	P.J. Gaynor	2-4	0-1	0-0	2	3	4	0	0	1	0	13
22	Kasey Wilson	1-2	0-1	0-0	3	1	2	0	0	1	1	7
Team		7										
Totals		32-75	3-21	7-16	44	15	74	15	6	6	9	200
		42.7	14.3	43.8								

Officials: R – Doug Simons; U1 – Mike Thibodeaux; U2 – Terry Davis
Attendance: 7,862

Houston	32	31	–	63
UCF	35	39	–	74

GAME NOTES

- Cougars dropped their second straight game.
- Two teams played a close first half with UCF taking a 35-32 lead into the locker room at the break.
- UCF used a 12-4 run to start the final period and never led by fewer than seven points the rest of the way.
- Sophomore forward **Alandise Harris** led the Cougars with 19 points and six rebounds.
- Freshman forward **TaShawn Thomas** added 14 points and five rebounds, while redshirt freshman guard Joseph Young grabbed a career-high six boards.
- UCF's Isaiah Sykes scored 21 points with 14 rebounds to led all players, while Keith Clanton finished with 18 points and 13 rebounds... Marcus Jordan totaled 13 points with a pair of 3-pointers, and Josh Crittle added 10 points.

GAME 17
MEMPHIS 89, HOUSTON 55
Hofheinz Pavilion • Houston, Texas
Jan. 14, 2012

MEMPHIS 89 (12-5 • 3-0 C-USA)

No.	Name	FG-A	3FG-A	FT-A	RB	PF	TP	A	T	B	S	MN
0	Ferrakohn Hall	3-6	0-0	0-0	4	3	6	0	2	0	1	16
10	Tarik Black	4-6	0-0	2-4	6	1	10	1	2	5	0	30
2	Antonio Barton	3-7	0-1	0-0	5	1	6	2	1	0	0	24
3	Chris Crawford	7-11	5-8	0-0	3	3	19	4	0	0	1	33
5	Will Barton	6-13	0-1	2-3	10	1	14	2	3	0	4	30
1	Joe Jackson	6-7	0-0	4-5	1	2	16	5	1	0	1	22
11	Wesley Witherspoon	2-3	1-2	4-4	3	4	9	1	0	0	2	18
14	Hippolyte Tsafack	1-1	0-0	3-3	2	1	5	0	0	0	0	4
15	Trey Draper	0-0	0-0	0-0	0	0	0	0	0	0	0	3
23	Charles Holt	0-2	0-2	0-0	1	0	0	0	1	0	0	4
30	D.J. Stephens	2-3	0-0	0-0	4	1	4	0	0	0	1	7
31	Preston Laird	0-0	0-0	0-0	1	0	0	0	0	0	0	3
31	Stan Simpson	0-2	0-0	0-0	0	3	0	0	0	0	0	6
Team		1										
Totals		34-61	6-14	15-19	41	20	89	15	11	6	10	200
		55.7	42.9	78.9								

HOUSTON 55 (9-8 • 1-3 C-USA)

No.	Name	FG-A	3FG-A	FT-A	RB	PF	TP	A	T	B	S	MN
2	Alandise Harris	3-10	0-1	12-17	3	3	18	0	2	1	0	33
32	Kirk Van Slyke	1-6	0-0	2-4	3	2	4	0	1	0	0	21
35	TaShawn Thomas	3-8	0-1	0-0	5	2	6	0	1	1	1	22
0	Joseph Young	1-5	0-3	0-0	1	2	2	2	2	0	0	27
3	J.J. Thompson	3-9	0-1	0-0	4	0	6	1	2	0	0	30
11	Darian Thibodeaux	0-2	0-2	0-0	3	0	0	0	1	0	2	21
12	Jimmie Jones	0-0	0-0	0-0	0	0	0	0	0	0	1	3
15	Leon Gibson	1-4	0-1	1-2	4	2	3	0	0	0	0	11
20	Donald Brooks	0-0	0-0	0-0	0	0	0	0	0	0	0	1
23	Jonathon Simmons	7-12	1-3	1-1	5	2	16	0	5	0	3	30
45	Rakim Stevenson	0-0	0-0	0-0	0	0	0	0	0	0	0	1
Team		2										
Totals		19-56	1-12	16-24	31	13	55	3	14	2	7	200
		33.9	8.3	66.7								

Officials: R – Mike Stuart; U1 – Gerry Pollard; U2 – John Hampton
Attendance: 5,146

Memphis	41	48	–	89
Houston	30	25	–	55

GAME NOTES

- Season high attendance of 5,146 came to Hofheinz Pavilion.
- Cougars lost their third straight game... Also saw their six-game home winning streak snapped.
- Cougars trailed by double digits late in the first half and early in the second half but moved to within 47-39 when forward Leon Gibson hit 1-of-2 free throws with 14:54 left in the game.
- Would be as close as Houston would get the rest of the way... Memphis used an 18-0 run during the next 8:38 and never looked back.
- Forward **Alandise Harris** led the Cougars with 18 points, thanks to a 12-of-17 effort from the free throw line... Guard **Jonathon Simmons**, making his first appearance off the bench, poured in 16 points on 7-of-13 shooting and added three steals.
- Guard **Darian Thibodeaux** made the first appearance of his Cougar career as a reserve, ending a streak of 46 consecutive starts.
- Memphis guard Chris Crawford led all players with 19 points, while Joe Jackson came off the bench with 16 points and five assists... Will Barton added 14 points with a game-high 10 rebounds, while Tarik Black totaled 10 points, six rebounds and five blocked shots.

GAME 18
SMU 70, HOUSTON 54
Moody Coliseum • Dallas, Texas
Jan. 18, 2012

HOUSTON 54 (9-9 • 1-4 C-USA)

No.	Name	FG-A	3FG-A	FT-A	RB	PF	TP	A	T	B	S	MN
2	Alandise Harris	3-5	1-2	1-2	6	2	8	2	1	0	0	29
35	TaShawn Thomas	1-1	0-0	0-0	2	2	2	1	1	2	0	25
3	J.J. Thompson	3-7	1-4	0-0	2	2	7	2	3	0	0	26
11	Darian Thibodeaux	2-4	2-4	2-3	3	3	8	2	1	0	0	24
23	Jonathon Simmons	3-9	0-2	0-0	3	3	6	1	3	0	0	33
0	Joseph Young	4-13	3-8	0-0	6	3	11	2	2	0	0	27
12	Jimmie Jones	0-0	0-0	0-0	1	0	0	0	3	0	1	10
15	Leon Gibson	0-0	0-0	1-2	2	1	1	0	1	1	1	10
32	Kirk Van Slyke	4-7	2-4	1-2	3	2	11	0	0	0	0	16
Team		0										
Totals		20-46	9-24	5-9	28	18	54	10	16	3	2	200
		43.5	37.5	55.6								

SMU 70 (10-8 • 2-2 C-USA)

No.	Name	FG-A	3FG-A	FT-A	RB	PF	TP	A	T	B	S	MN
2	Shawn Williams	4-9	2-4	1-4	7	0	11	1	1	0	3	33
24	Robert Nyakundi	5-11	2-4	3-4	5	2	15	2	0	0	0	34
11	London Giles	5-8	5-7	1-2	2	1	16	1	0	0	1	35
12	Jeremiah Samirippas	3-9	2-5	1-2	2	2	9	4	2	0	0	33
21	Jalen Jones	4-8	0-1	3-4	2	0	11	2	0	1	0	29
0	Rodney Clinkscales	0-0	0-0	2-2	0	0	2	0	0	0	0	5
1	Ryan Manuel	0-1	0-1	2-2	2	1	2	1	2	0	2	9
3	Leslee Smith	2-3	0-0	0-1	3	3	4	2	2	1	0	12
13	Aliksei Patsevich	0-0	0-0	0-0	1	0	0	1	0	0	0	8
15	Cannen Cunningham	0-0	0-0	0-0	0	0	0	0	0	1	0	2
Team		4										
Totals		23-49	11-22	13-21	28	9	70	14	9	2	6	200
		46.9	50.0	61.9								

Officials: R – Doug Shows; U1 – Kevin Mathis; U2 – Keith Kimble
Attendance: 1,939

Houston	27	27	–	54
SMU	37	33	–	70

GAME NOTES

- Cougars trailed by as many as 15 points in the second half before using an 8-0 run to move to within 53-47 on guard **Joseph Young's** third 3-pointer of the night with 8:13 remaining.
- Unfortunately, that would be as close as the Cougars would get the rest of the way... SMU scored 10 unanswered points and never led by fewer than nine points the rest of the way.
- SMU connected on 11 3-pointers and committed only nine turnovers to take the win.
- Young and forward **Kirk Van Slyke** each came off the bench to post 11 points and led the Cougars in scoring.
- Young tied with forward **Alandise Harris** for the team lead with six rebounds with four players dishing out two assists apiece.
- SMU guard London Giles led all players with 16 points and five 3-pointers, while forward Robert Nyakundi added 15 points with three treys... Forward Shawn Williams and guard Jalen Jones each posted 11 points with Williams' seven rebounds leading all players.

GAME 19 HOUSTON 82, EAST CAROLINA 76 Hofheinz Pavilion • Houston, Texas Jan. 21, 2012

EAST CAROLINA 76 (9-8 • 0-4 C-USA)

No.	Name	FG-A	3FG-A	FT-A	RB	PF	TP	A	T	B	S	MN
1	Darrius Morrow	2-8	0-0	5-8	3	3	9	5	3	2	2	38
2	Maurice Kemp	4-9	1-3	0-0	3	3	9	1	2	1	2	17
0	Miguel Paul	7-19	4-15	5-8	1	0	23	5	3	0	1	33
20	Shamarr Bowden	4-8	4-7	0-0	1	1	12	1	0	0	1	18
23	Erin Straughn	4-8	1-3	3-6	4	1	12	0	0	0	0	24
11	Corvonn Gaines	1-4	0-3	0-0	2	2	2	1	1	0	3	20
12	Robert Sampson	3-7	0-1	0-0	12	3	6	1	1	1	1	26
22	Paris Campbell	0-3	0-3	3-3	3	2	3	1	2	0	2	21
35	Darius Morales	0-0	0-0	0-0	0	2	0	0	0	0	0	3
Team											5	
Totals		25-66	10-35	16-25	34	17	76	15	12	4	12	200
		37.9	28.6	64.0								

HOUSTON 82 (10-9 • 2-4 C-USA)

No.	Name	FG-A	3FG-A	FT-A	RB	PF	TP	A	T	B	S	MN
2	Alandise Harris	5-7	1-1	8-10	5	2	19	0	5	1	2	26
35	TaShawn Thomas	8-13	0-0	1-3	12	3	17	1	6	0	1	29
3	J.J. Thompson	3-5	0-0	0-0	1	4	6	2	1	0	0	22
11	Darian Thibodeaux	3-6	3-6	0-0	1	2	9	1	0	0	0	18
23	Jonathon Simmons	7-11	2-2	3-4	7	3	19	3	3	1	0	32
0	Joseph Young	2-8	0-3	0-0	11	1	4	5	1	0	1	28
12	Jimmie Jones	1-3	0-2	0-1	0	1	2	4	2	0	3	21
15	Leon Gibson	2-9	0-0	0-0	9	3	4	1	1	1	0	19
32	Kirk Van Slyke	0-0	0-0	2-2	1	0	2	0	0	0	0	5
Team											1	
Totals		31-62	6-14	14-20	48	19	82	17	20	3	7	200
		50.0	42.9	70.0								

Officials: R – Rick Crawford; U1 – Patrick Evans; U2 – Steve Divine
Attendance: 2,954

East Carolina	31	45	–	76
Houston	42	40	–	82

GAME NOTES

- Forward **Alandise Harris** and guard **Jonathon Simmons** each posted 19 points to lead the Cougars and help end a four-game losing streak.
- Cougars led wire-to-wire and built a 74-50 lead with 7:46 remaining when Simmons converted a layup
- Pirates used a 25-2 run during the next 5:23 and moved to within 76-75 when Robert Sampson – son of former Houston Rocket Ralph Sampson – buried a jumper with 2:23 left in the game.
- Following a missed Cougar shot, ECU had two chances to take their first lead of the night, but Sampson and Darrius Morrow each missed short shots in the paint.
- Harris was fouled after grabbing a defensive rebound with 1:12 left in the game, and the Little Rock, Ark., native made his first attempt to give the Cougars a 77-75 advantage.
- ECU guard Miguel Paul was fouled on the ensuing possession but made only 1-of-2 free throw attempts.
- Forward **TaShawn Thomas** missed a layup on the Cougars' next trip down the court, but Harris grabbed the offensive rebound and was fouled to go back to the charity stripe.
- Harris hit both attempts to give Houston a 79-76 lead with 55 seconds left.
- Thomas added another free throw 14 seconds later and, following multiple missed Pirate 3-pointers, dunked the ball with one second left for the final margin of victory.
- Harris connected on 5-of-7 shooting from the field and 8-of-10 shooting from the free throw line. Simmons totaled 19 points on 7-of-11 shooting with seven rebounds and three assists.
- With 17 points and 12 rebounds, Thomas recorded his team-leading fourth double-double of the season.
- Redshirt freshman guard and Yates High product **Joseph Young** scored four points and added a career-high 11 rebounds with five assists and only one turnover in 28 minutes.
- Paul led East Carolina with 23 points, including four 3-pointers, while Shamarr Bowden and Erin Straughn each added 12 points. Sampson led the Pirates with 12 rebounds.

GAME 20 HOUSTON 81, UTEP 76 (OT) Hofheinz Pavilion • Houston, Texas Jan. 28, 2012

UTEP 76 (10-11 • 3-4 C-USA)

No.	Name	FG-A	3FG-A	FT-A	RB	PF	TP	A	T	B	S	MN
4	Julian Washburn	6-11	3-4	1-2	8	4	16	2	3	0	1	37
23	Gabriel McCulley	4-8	0-1	3-4	3	5	11	1	0	0	1	18
21	John Bohannon	6-9	0-1	5-8	13	2	17	2	4	1	0	38
11	Jacques Streeter	2-7	0-1	2-2	3	2	6	4	1	0	0	42
24	Michael Perez	5-14	1-3	1-1	2	4	12	3	2	0	1	42
5	C.J. Cooper	2-6	1-3	2-2	0	1	7	0	1	0	1	20
20	Kevin Perry	0-0	0-0	1-2	1	0	1	0	0	0	0	3
31	Cedrick Lang	3-5	0-0	0-0	4	5	6	0	2	0	1	25
Team											2	
Totals		28-60	5-13	15-21	36	23	76	12	12	1	5	225
		46.7	38.5	71.4								

HOUSTON 81 (11-9 • 3-4 C-USA)

No.	Name	FG-A	3FG-A	FT-A	RB	PF	TP	A	T	B	S	MN
2	Alandise Harris	3-9	0-2	9-11	12	3	15	2	1	1	1	33
35	TaShawn Thomas	6-11	0-0	4-6	12	0	16	2	1	4	0	36
3	J.J. Thompson	5-11	0-2	0-0	1	1	10	2	1	0	2	34
11	Darian Thibodeaux	2-8	1-6	2-3	4	2	7	1	1	0	0	32
23	Jonathon Simmons	10-18	1-5	4-5	6	0	25	1	1	1	0	43
0	Joseph Young	3-4	2-3	0-0	1	2	8	1	0	0	1	27
12	Jimmie Jones	0-0	0-0	0-0	0	0	0	0	2	0	0	3
15	Leon Gibson	0-4	0-0	0-0	2	3	0	0	0	0	0	9
32	Kirk Van Slyke	0-2	0-1	0-0	0	4	0	0	1	0	0	8
Team											2	
Totals		29-67	4-19	19-25	40	15	81	9	8	6	4	225
		43.3	21.1	76.0								

Officials: R – Joe DeRosa; U1 – Larry Spaulding; U2 – Jeff Malham
Attendance: 4,358

UTEP	38	20	10	–	76
Houston	25	41	15	–	81

GAME NOTES

- Cougars trailed by as many as 15 points in the first half and by four points with 50 second remaining in overtime.
- Guard **Jonathon Simmons** converted an and-1 with 40 seconds left to turn a 76-74 deficit into a 77-76 lead the Cougars never relinquished.
- Miners turned the ball over on their next two possessions, and Simmons and Harris nailed all four free throw attempts for the final margin of victory.
- UTEP led 58-47 with 6:44 remaining but closed out regulation on a 19-8 run to force their second overtime game of the season.
- Miners appeared to win in regulation when C.J. Cooper hit a long 3-pointer at the buzzer... Officials reviewed the video and determined that the ball left Cooper's hand after the horn sounded.
- Simmons led all players with 25 points on 10-of-18 shooting and added six rebounds while playing all but two minutes in the game.
- Forward **TaShawn Thomas** posted 16 points and 12 rebounds for his second straight double-double and fifth of the season, while forward **Alandise Harris** added 15 points and 12 boards for his first double-double this year.
- Point guard **J.J. Thompson** recorded 10 points with a pair of steals as the Cougars collected their seventh home win in their last eight games.
- Cougars split the regular-season series against the Miners after falling 70-50 in El Paso, Texas, on Jan. 7.
- Cougars also improved to 10-4 in Hofheinz Pavilion, their eighth straight 10-win home season... Marks the first time since the facility opened with nine consecutive 10-win home seasons that Houston has accomplished that feat.
- Bohannon posted 17 points with a game-high 13 rebounds to lead UTEP, while Washburn finished with 16 points and eight boards. Perez added 12 points, and Gabriel McCulley totaled 11 points and three rebounds before fouling out.

GAME 21 UAB 80, HOUSTON 69 Bartow Arena • Birmingham, Ala. Feb. 1, 2012

HOUSTON 69 (11-10 • 3-5 C-USA)

No.	Name	FG-A	3FG-A	FT-A	RB	PF	TP	A	T	B	S	MN
2	Alandise Harris	6-12	0-2	5-6	9	1	17	3	0	1	1	36
35	TaShawn Thomas	8-14	0-0	0-0	14	3	16	1	0	1	1	32
3	J.J. Thompson	2-5	1-2	0-0	1	2	5	4	2	0	2	33
11	Darian Thibodeaux	1-6	1-3	0-0	2	1	3	1	2	0	0	30
23	Jonathon Simmons	5-10	1-1	6-8	5	2	17	2	5	1	1	34
0	Joseph Young	4-11	3-7	0-0	3	3	11	0	3	0	0	26
15	Leon Gibson	0-3	0-0	0-2	1	1	0	0	0	0	0	5
32	Kirk Van Slyke	0-2	0-0	0-0	0	2	0	0	0	0	0	4
Team											2	
Totals		26-63	6-15	11-16	37	15	69	11	12	3	5	200
		41.3	40.0	68.8								

UAB 80 (8-13 • 3-5 C-USA)

No.	Name	FG-A	3FG-A	FT-A	RB	PF	TP	A	T	B	S	MN
0	Ovie Soko	7-11	0-0	1-1	11	5	15	2	2	2	2	35
2	Cameron Moore	10-19	0-0	5-7	13	3	25	3	0	5	0	38
5	Robert Williams	1-4	1-2	2-2	6	3	5	4	2	0	1	31
24	Preston Purifoy	5-8	3-4	2-3	1	2	15	0	1	0	1	33
25	Quincy Taylor	4-8	4-7	0-2	0	1	12	3	3	0	0	36
10	Jekore Taylor	1-7	1-3	2-2	3	0	5	2	1	0	1	18
12	K.C. Whitaker	1-3	1-2	0-0	0	0	3	1	0	0	1	5
33	Alexand Scotland-Williamson	0-0	0-0	0-0	0	2	0	0	0	0	0	4
Team											2	
Totals		29-60	10-18	12-17	36	80	15	9	7	6	200	
		48.3	55.6	70.6								

Officials: R – Doug Hess; U1 – Karl Hess; U2 – Sean Corbin
Attendance: 3,491

Houston	34	35	–	69
UAB	50	30	–	80

GAME NOTES

- Forward TaShawn Thomas recorded his third straight double-double (and sixth of season) with 16 points and 14 rebounds.
- Loss spoiled a valiant comeback by the Cougars who trailed by as many as 21 points late in the first half.
- Houston eventually trimmed that margin to five points midway through the final period but could get no closer.
- UAB took advantage of a 50-point first half and then held off the Cougars the rest of the way... Blazers connected on 52.8 percent from the field but were 8-of-13 behind the 3-point line during the first 20 minutes and ended the game with 10 treys.
- Houston trailed 48-27 with 3:24 left in the first half and found itself down 58-43 with 16:44 left in the game... However, Cougars used a 15-5 run during the next minutes and moved to within 63-58 when guard Joseph Young buried a baseline 3-pointer.
- Thomas led the rally with six points, while guard Jonathon Simmons added four of his team-high-tying 17 points.
- Would be as close as the Cougars would get... Although UAB pushed lead back to double digits, Houston cut the deficit to six points at two other times before the Blazers answered each time.
- Forward Alandise Harris tied with Simmons for team-high honors with 17 points on 6-of-12 shooting and fell just one rebound shy of posting his own double-double... Young came off the bench to post 11 points with a team-high three-3-pointers.
- Moore, the 2011-12 C-USA Preseason Player of the Year, led all players with 25 points and added 13 rebounds... Ovie Soko posted 15 points with 11 rebounds, while Preston Purifoy added 15 points... Quincy Taylor added 12 points off four 3-pointers and was one of five Blazer players to hit a trey in the game.

GAME 22

TULANE 75, HOUSTON 54

Fogelman Arena • New Orleans, La.

Feb. 4, 2012

HOUSTON 54 (11-11 • 3-6 C-USA)

No.	Name	FG-A	3FG-A	FT-A	RB	PF	TP	A	T	B	S	MN
2	Alandise Harris	2-6	0-0	4-6	6	3	8	0	2	4	1	26
35	TaShawn Thomas	5-8	0-0	1-1	8	1	11	0	2	1	1	27
3	J.J. Thompson	2-7	0-3	0-0	0	2	4	6	3	0	2	31
11	Darian Thibodeaux	0-3	0-3	0-0	2	2	0	1	3	0	0	21
23	Jonathon Simmons	4-9	0-1	2-2	2	2	10	2	5	0	0	30
0	Joseph Young	7-13	1-4	2-2	4	0	17	1	2	0	3	37
12	Jimmie Jones	0-0	0-0	0-0	0	1	0	1	0	0	1	9
15	Leon Gibson	0-0	0-0	0-0	1	0	0	0	0	0	0	5
32	Kirk Van Slyke	1-5	0-1	2-2	1	0	4	0	1	1	0	14
	Team				5							
Totals		21-51	1-12	11-13	29	11	54	11	18	6	8	200
		41.2	8.3	84.6								

TULANE 75 (15-8 • 3-6 C-USA)

No.	Name	FG-A	3FG-A	FT-A	RB	PF	TP	A	T	B	S	MN
0	Josh Davis	7-12	1-1	0-2	10	3	15	2	3	4	2	37
20	Kevin Thomas	3-6	0-0	0-0	5	3	6	0	1	3	2	26
2	Ricky Tarrant	8-14	3-7	2-4	2	0	21	3	0	0	5	38
3	Trent Rogers	3-5	0-1	0-1	1	0	6	3	3	0	1	26
5	Jordan Callahan	5-12	1-5	6-6	5	1	17	4	3	0	2	37
21	Dan Monckton	0-4	0-1	2-2	5	2	2	1	1	0	3	18
25	Lotanna Nwogbo	3-3	0-0	0-0	1	1	6	0	1	0	1	4
34	Tre Dye	1-4	0-0	0-0	2	3	2	0	0	0	0	14
	Team				4							
Totals		30-60	5-15	10-15	35	13	75	13	12	7	16	200
		50.0	33.3	66.7								

Officials: R – Rick Crawford; U1 – Andrew Walton; U2 – Peter Juzenas
 Attendance: 2,676

Houston	30	24	–	54
Tulane	42	33	–	75

GAME NOTES

- Tulane jumped out to a 19-5 lead in the first eight minutes and never looked back in taking the win.
- Green Wave used hot shooting from the field early, hitting 58.6 percent (17-of-29) in the first half to take a 42-30 lead at the break.
- Tulane cooled off only slightly in the second half and finished the game at 50 percent (30-of-60).
- Guard **Joseph Young** came off the bench to lead the Cougars with 17 points and added four rebounds, three assists and an assist in 37 minutes.
- Forward **TaShawn Thomas** posted 11 points with a team-high eight rebounds... Saw his streak of consecutive double-doubles end at three games.
- Guard **Jonathon Simmons** added 10 points with two rebounds and two steals.
- Tulane guard Ricky Tarrant led all players with 21 points and three 3-pointers, while guard Jordan Callahan totaled 17 points with five rebounds, four assists and two steals... Forward Josh Davis posted 15 points with a game-high 10 rebounds and added two assists, four blocks and two steals.

GAME 23

RICE 79, HOUSTON 71

Hofheinz Pavilion • Houston, Texas

Feb. 8, 2012

RICE 79 (14-11 • 5-5 C-USA)

No.	Name	FG-A	3FG-A	FT-A	RB	PF	TP	A	T	B	S	MN
12	Jarelle Reischel	6-8	1-2	3-3	4	2	16	2	2	0	0	22
14	Arsalan Kazemi	3-8	0-0	1-2	6	1	7	0	1	0	2	26
3	Tamir Jackson	5-9	3-4	0-0	4	0	13	5	2	0	1	36
4	Connor Frizzelle	5-11	1-3	2-2	3	0	13	3	1	0	0	31
31	Dylan Ennis	4-10	2-5	0-0	4	1	10	6	1	0	0	32
15	Julian DeBose	3-3	0-0	1-3	0	2	7	1	0	0	0	13
20	Lucas Kuipers	1-4	1-4	0-0	2	3	3	0	0	0	0	10
30	David Chadwick	1-2	1-1	0-0	0	2	3	0	0	1	0	6
34	Omar Oraby	2-5	0-0	3-4	4	2	7	1	0	2	0	22
41	Seth Gearhart	0-0	0-0	0-0	0	0	0	1	0	0	0	2
	Team				3							
Totals		30-60	9-19	10-14	30	13	79	19	7	3	3	200
		50.0	47.4	71.4								

HOUSTON 71 (11-12 • 3-7 C-USA)

No.	Name	FG-A	3FG-A	FT-A	RB	PF	TP	A	T	B	S	MN
2	Alandise Harris	4-6	0-0	5-6	9	3	13	1	3	0	0	33
35	TaShawn Thomas	3-6	0-0	2-2	6	3	8	1	1	1	0	25
3	J.J. Thompson	4-11	1-4	0-0	3	2	9	7	1	0	0	34
11	Darian Thibodeaux	0-4	0-3	0-0	2	1	0	2	0	0	0	23
23	Jonathon Simmons	6-11	1-3	3-3	10	0	16	2	3	0	0	32
0	Joseph Young	5-11	3-7	0-0	2	1	13	0	1	0	1	31
15	Leon Gibson	2-4	0-0	0-0	1	1	4	1	1	1	0	9
32	Kirk Van Slyke	3-8	1-3	1-2	0	2	8	0	0	0	1	13
	Team				3							
Totals		27-61	6-20	11-13	36	13	71	14	11	2	2	200
		44.4	30.0	84.6								

Officials: R – Joe DeRosa; U1 – Steve Pyatt; U2 – Terry Davis
 Attendance: 5,220

Rice	35	44	–	79
Houston	34	37	–	71

GAME NOTES

- Guard **Jonathon Simmons** posted 16 points and 10 rebounds for his first career double-double in a loss to crosstown-rival Rice.
- Teams went back and forth in the second half before the Cougars took a 64-63 lead on guard **Joseph Young**'s jumper with 5:59 remaining. Unfortunately, that would be the last time the Cougars would lead in the contest.
- Switching to a 2-3 zone, Rice scored the game's next nine points during the ensuing three-and-a-half minutes. Center Omar Oraby came off the bench to score all seven of his points during that stretch to give the Owls a 72-64 lead with 2:35 left.
- Cougars were unable to move closer than six points the rest of the way.
- Cougars jumped out to a 13-0 lead in the first eight minutes as Rice missed its first 14 shots from the field.
- Simmons connected on 6-of-10 shots from the field and added two assists in the loss.
- Forward **Alandise Harris** added 13 points and fell just a rebound shy of posting his own double-double, while Young finished with 13 points, thanks to three teays.
- Rice forward Jarelle Reischel led the Owls with 16 points, while Tamir Jackson and Connor Frizzelle posted 13 points apiece... Guard Dylan Ennis added 10 points and six assists with forward Arsalan Kazemi's six rebounds leading the team.



**2011-12 Houston Cougars Basketball
Houston Combined Team Statistics (as of Feb 08, 2012)
All games**



RECORD:	OVERALL	HOME	AWAY	NEUTRAL
ALL GAMES	11-12	10-5	0-6	1-1
CONFERENCE	3-7	3-2	0-5	0-0
NON-CONFERENCE	8-5	7-3	0-1	1-1

#	Player	gp-gs	min	avg	Total		3-Point		F-Throw		Rebounds					pts	avg							
					fg-fga	fg%	3fg-fga	3fg%	ft-fga	ft%	off	def	tot	avg	pf			dq	a	to	blk	stl		
23	SIMMONS, Jonathon	23-22	678	29.5	118-220	.536	22-55	.400	83-112	.741	31	79	110	4.8	55	1	42	72	8	16	341	14.8		
02	HARRIS, Alandise	23-22	671	29.2	111-211	.526	9-21	.429	84-123	.683	50	98	148	6.4	65	1	28	48	34	17	315	13.7		
35	THOMAS, TaShawn	23-23	647	28.1	107-186	.575	0-2	.000	34-60	.567	75	110	185	8.0	38	0	27	43	51	18	248	10.8		
00	YOUNG, Joseph	23-9	660	28.7	85-212	.401	43-110	.391	31-36	.861	17	68	85	3.7	42	0	58	45	5	18	244	10.6		
32	VAN SLYKE, Kirk	22-1	299	13.6	54-128	.422	11-36	.306	35-41	.854	23	34	57	2.6	44	1	6	20	5	2	154	7.0		
03	THOMPSON, J.J.	23-15	606	26.3	59-156	.378	15-47	.319	20-24	.833	6	35	41	1.8	41	0	65	48	2	19	153	6.7		
11	THIBODEAUX, Darian	23-22	670	29.1	47-128	.367	28-82	.341	17-20	.850	20	50	70	3.0	45	0	55	29	6	14	139	6.0		
15	GIBSON, Leon	20-1	215	10.8	30-66	.455	0-1	.000	13-20	.650	19	37	56	2.8	33	1	9	13	7	3	73	3.7		
04	BARNES, LeRon	5-0	66	13.2	4-10	.400	1-5	.200	2-4	.500	2	12	14	2.8	8	0	7	5	1	3	11	2.2		
01	McLEAN, Mikhail	5-0	65	13.0	3-9	.333	0-0	.000	5-7	.714	4	11	15	3.0	6	0	1	5	2	0	11	2.2		
12	JONES, Jimmie	9-0	59	6.6	1-3	.333	0-2	.000	0-1	.000	0	1	1	0.1	5	0	8	9	0	6	2	0.2		
20	BROOKS, Donald	3-0	8	2.7	0-1	.000	0-0	.000	0-0	.000	0	0	0	0.0	1	0	1	0	0	0	0	0.0		
45	STEVENSON, Rakim	3-0	6	2.0	0-0	.000	0-0	.000	0-0	.000	0	0	0	0.0	0	0	0	0	0	0	0	0.0		
Team											28	28	56						5					
Total.....		23	4650	619-1330		.465	129-361	.357	324-448	.723	275	563	838	36.4	383	4	307	342	121	116	1691	73.5		
Opponents.....		23	4650	623-1420		.439	152-424	.358	286-417	.686	297	504	801	34.8	402	7	311	278	80	186	1684	73.2		

TEAM STATISTICS	HOU	OPP	Date	Opponent	Score	Att.	
SCORING	1691	1684	11/12/11	GRAMBLING STATE	w	88-42	3777
Points per game	73.5	73.2	11/14/11	UTAH VALLEY	w	84-71	3007
Scoring margin	+0.3	-	^ 11/18/11	vs Arkansas	w	87-78	12691
FIELD GOALS-ATT	619-1330	623-1420	11/22/11	OAKLAND	L	74-76	3287
Field goal pct	.465	.439	11/26/11	TCU	L	80-81	3357
3 POINT FG-ATT	129-361	152-424	11/29/11	LSU	L	58-59	4257
3-point FG pct	.357	.358	12/3/11	TEXAS A&M-CORPUS CHR	w	87-66	3052
3-pt FG made per game	5.6	6.6	12/6/11	at Texas State	L	78-81	3527
FREE THROWS-ATT	324-448	286-417	& 12/17/11	vs Oklahoma	L	74-79	5303
Free throw pct	.723	.686	12/20/11	UTSA	w	77-75	3780
F-Throws made per game	14.1	12.4	12/21/11	ROGERS STATE	w	90-80	3464
REBOUNDS	838	801	12/28/11	NORTH CAROLINA A&T	w	71-67	4030
Rebounds per game	36.4	34.8	12/30/11	TEXAS STATE	w	94-71	3081
Rebounding margin	+1.6	-	* 1/4/12	TULSA	Wot	70-69	3218
ASSISTS	307	311	* 1/7/12	at UTEP	L	50-70	8327
Assists per game	13.3	13.5	* 1/11/12	at UCF	L	63-74	7862
TURNOVERS	342	278	* 1/14/12	MEMPHIS	L	55-89	5146
Turnovers per game	14.9	12.1	* 1/18/12	at SMU	L	54-70	1939
Turnover margin	-2.8	-	* 1/21/12	EAST CAROLINA	w	82-76	2954
Assist/turnover ratio	0.9	1.1	* 1/28/12	UTEP	Wot	81-76	4358
STEALS	116	186	* 2/1/12	at UAB	L	69-80	3491
Steals per game	5.0	8.1	* 2/4/12	at Tulane	L	54-75	2676
BLOCKS	121	80	* 2/8/12	RICE	L	71-79	5220
Blocks per game	5.3	3.5					
ATTENDANCE	55988	45816					
Home games-Avg/Game	15-3733	6-4637	^ - Played in Little Rock, Ark.				
Neutral site-Avg/Game	-	2-8997	& - RAMADA All-College Classic (Oklahoma City)				
							* - Conference USA game

Score by Periods	1st	2nd	OT	Totals
Houston	814	857	20	1691
Opponents	852	818	14	1684



**2011-12 Houston Cougars Basketball
Houston Combined Team Statistics (as of Feb 08, 2012)
Conference games**



RECORD:	OVERALL	HOME	AWAY	NEUTRAL
ALL GAMES	3-7	3-2	0-5	0-0
CONFERENCE	3-7	3-2	0-5	0-0
NON-CONFERENCE	0-0	0-0	0-0	0-0

#	Player	gp-gs	min	Total			3-Point		F-Throw		Rebounds				pf	dq	a	to	blk	stl	pts	avg
				fg-fga	fg%	3fg-fga	3fg%	ft-fa	ft%	off	def	tot	avg									
23	SIMMONS, Jonathon	10-9	320	32.0	50-99	.505	6-20	.300	31-40	.775	13	37	50	5.0	23	0	15	39	4	7	137	13.7
02	HARRIS, Alandise	10-10	303	30.3	38-82	.463	3-9	.333	50-70	.714	19	46	65	6.5	23	0	11	19	13	6	129	12.9
35	THOMAS, TaShawn	10-10	284	28.4	50-89	.562	0-1	.000	11-19	.579	34	37	71	7.1	19	0	8	20	14	6	111	11.1
00	YOUNG, Joseph	10-1	291	29.1	36-89	.404	17-45	.378	7-8	.875	4	34	38	3.8	15	0	17	15	0	8	96	9.6
03	THOMPSON, J.J.	10-10	299	29.9	29-72	.403	6-21	.286	8-9	.889	3	14	17	1.7	17	0	34	23	0	7	72	7.2
32	VAN SLYKE, Kirk	10-1	114	11.4	14-43	.326	5-14	.357	9-14	.643	5	8	13	1.3	21	0	0	4	1	1	42	4.2
11	THIBODEAUX, Darian	10-9	268	26.8	11-41	.268	8-30	.267	4-6	.667	7	19	26	2.6	18	0	14	15	0	6	34	3.4
15	GIBSON, Leon	10-0	113	11.3	11-35	.314	0-1	.000	4-8	.500	8	20	28	2.8	17	0	5	5	5	2	26	2.6
12	JONES, Jimmie	7-0	56	8.0	1-3	.333	0-2	.000	0-1	.000	0	1	1	0.1	2	0	6	7	0	6	2	0.3
20	BROOKS, Donald	1-0	1	1.0	0-0	.000	0-0	.000	0-0	.000	0	0	0	0.0	0	0	0	0	0	0	0	0.0
45	STEVENSON, Rakim	1-0	1	1.0	0-0	.000	0-0	.000	0-0	.000	0	0	0	0.0	0	0	0	0	0	0	0	0.0
Team											15	11	26				4					
Total.....		10	2050		240-553	.434	45-143	.315	124-175	.709	108	227	335	33.5	155	0	110	151	37	49	649	64.9
Opponents.....		10	2050		289-599	.482	63-169	.373	117-178	.657	115	235	350	35.0	160	5	148	109	39	81	758	75.8

TEAM STATISTICS	HOU	OPP	Date	Opponent	Score	Att.
SCORING	649	758	* 1/4/12	TULSA	Wot 70-69	3218
Points per game	64.9	75.8	* 1/7/12	at UTEP	L 50-70	8327
Scoring margin	-10.9	-	* 1/11/12	at UCF	L 63-74	7862
FIELD GOALS-ATT	240-553	289-599	* 1/14/12	MEMPHIS	L 55-89	5146
Field goal pct	.434	.482	* 1/18/12	at SMU	L 54-70	1939
3 POINT FG-ATT	45-143	63-169	* 1/21/12	EAST CAROLINA	W 82-76	2954
3-point FG pct	.315	.373	* 1/28/12	UTEP	Wot 81-76	4358
3-pt FG made per game	4.5	6.3	* 2/1/12	at UAB	L 69-80	3491
FREE THROWS-ATT	124-175	117-178	* 2/4/12	at Tulane	L 54-75	2676
Free throw pct	.709	.657	* 2/8/12	RICE	L 71-79	5220
F-Throws made per game	12.4	11.7				
REBOUNDS	335	350				
Rebounds per game	33.5	35.0				
Rebounding margin	-1.5	-				
ASSISTS	110	148				
Assists per game	11.0	14.8				
TURNOVERS	151	109				
Turnovers per game	15.1	10.9				
Turnover margin	-4.2	-				
Assist/turnover ratio	0.7	1.4				
STEALS	49	81				
Steals per game	4.9	8.1				
BLOCKS	37	39				
Blocks per game	3.7	3.9				
ATTENDANCE	20896	24295				
Home games-Avg/Game	5-4179	5-4859				
Neutral site-Avg/Game	-	0-0				

^ - Played in Little Rock, Ark.
& - RAMADA All-College Classic (Oklahoma City)
* - Conference USA game

Score by Periods	1st	2nd	OT	Totals
Houston	310	319	20	649
Opponents	375	369	14	758

QUICK FACTS

Named for:	Judge Roy Hofheinz Businessman who led city's efforts to build Houston Astrodome
First Game:	W, 89-72, vs. Louisiana-Lafayette (Dec. 1, 1969)
First Loss:	L, 97-98, vs. #17/NA Arizona State (Dec. 10, 1971)
Capacity:	8,479
Guy V. Lewis Court Dedication:	Jan. 6, 1996
Largest Crowd:	10,660 (W, 84-79, vs. Texas, March 5, 1990)
Largest Crowd (since 1998):	8,918 (L, 77-89, vs. #1/1 Memphis, Jan. 30, 2008)
Longest Winning Streak:	43 games (Jan. 30, 1982 – Feb. 1, 1985)
Longest Losing Streak:	7 games (Jan. 16 – March 4, 2000; Nov. 30, 1993 – Jan. 29, 1994)
Current Streak:	Lost 1 (started Feb. 8, 2012) Last win – 81-76 (OT), vs. UTEP (Jan. 28, 2012)
Postseason Events Hosted :	2008 CBI Quarterfinals 2006 NIT First Round 1988 NIT First Round 1983 NCAA Tournament Midwest Regional 1980 SWC Postseason Classic First Round 1979 SWC Postseason Classic First Round 1978 SWC Postseason Classic First Round 1977 NIT 1971 NCAA Tournament Midwest Regional

ANNUAL ATTENDANCE RECORDS

Year	Games	W-L	Pct.	Total Attend.	Avg. Attend.
1969-70	16	16-0	1.000	128,848	8,053
1970-71	13	13-0	1.000	97,426	7,494
1971-72	14	13-1	.929	103,630	7,227
1972-73	18	18-0	1.000	125,688	6,983
1973-74	13	12-1	.923	75,740	5,826
1974-75	18	13-5	.722	109,324	6,074
1975-76	15	13-2	.867	108,532	7,236
1976-77	17	16-1	.941	100,215	5,895
1977-78	16	15-1	.938	83,735	5,233
1978-79	13	8-5	.615	60,582	4,660
1979-80	13	9-4	.692	54,991	4,230
1980-81	16	15-1	.938	88,821	5,515
1981-82	15	13-2	.867	101,705	6,780
1982-83	14	14-0	1.000	111,861	7,990
1983-84	15	15-0	1.000	145,449	9,697
1984-85	15	12-3	.800	85,467	5,698
1985-86	14	9-5	.643	68,990	4,928
1986-87	13	10-3	.769	58,588	4,185
1987-88	12	9-3	.750	49,419	4,118
1988-89	14	11-4	.733	49,273	3,285
1989-90	14	13-1	.929	57,996	4,143
1990-91	13	12-1	.923	56,125	4,317
1991-92	13	11-2	.846	65,754	5,058
1992-93	13	12-1	.923	64,990	4,999
1993-94	13	6-7	.462	37,858	2,912
1994-95	13	6-7	.462	40,163	3,089
1995-96	13	10-3	.769	61,069	4,698
1996-97	14	9-5	.643	46,714	3,337
1997-98	13	6-7	.462	36,889	2,838
1998-99	12	6-6	.500	101,748	8,479
1999-00	12	3-9	.250	55,691	4,641
2000-01	13	6-7	.462	43,601	3,354
2001-02	13	9-4	.692	48,097	3,700
2002-03	13	6-7	.462	49,500	3,808
2003-04	17	8-9	.471	49,021	2,884
2004-05	14	12-2	.833	59,436	4,245
2005-06	15	13-2	.867	72,869	4,858
2006-07	14	11-3	.786	59,902	4,279
2007-08	19	17-2	.895	84,240	4,434
2008-09	15	12-3	.800	57,209	3,814
2009-10	15	10-5	.667	44,611	2,975
2010-11	16	10-6	.625	52,458	3,279
2011-12	15	10-5	.667	56,058	3,738
42 Seasons	617	472-145	.765	3,113,798	5,047

Houston single-season records in **bold italics**.

HOFHEINZ PAVILION • HOME OF THE COUGARS



Since opening its doors Dec. 1, 1969, Hofheinz Pavilion has provided the University of Houston Men's Basketball teams with one of the nation's most exciting collegiate atmospheres.

Located on the Houston campus at the corner of Cullen Boulevard and Holman Street, Hofheinz Pavilion has been a challenging environment for Cougar opponents during its history. The Cougars own an impressive 452-134 all-time record in their home facility with double-digit wins coming in 26 seasons, including each of the last six.

In 2007-08, the program played a school-record 19 games in front of the hometown fans with wins in 17 of those, the second-highest season total in the history of the building.

More than 3 million fans have poured into the facility to watch some of the greatest players in college basketball history and seen some of the most memorable games. With a rabid fan base, the Cougars reeled off a school record 43 consecutive home wins from 1982 to 1985.

A NEW LOOK

Athletics and University administrators unveiled exciting plans in June 2010 for a \$40 million renovation of Hofheinz Pavilion. The arena will house two new practice courts, office suites for the men's and women's basketball and volleyball programs, team academic/video rooms and space for sports medicine and sports performance.

The renovations will put fans closer to the action with 250 floor seats and 100 loge box seats.

Athletics administrators are currently raising funds for the project, which includes a new \$120 million football stadium on the site of the current Robertson Stadium.

NAMESAKES

On Jan. 6, 1996, the playing court was renamed for UH's legendary head coach Guy V. Lewis, who led the Cougars to 592 wins, five Final Four berths, 14 NCAA Tournament appearances and five NIT berths during his 30-year career. That same night, the Cougars claimed a 69-67 win over No. 3 Memphis in the first game on the court that bears his name.

The facility was named after Judge Roy Hofheinz, a businessman who gained world acclaim for conceiving and spearheading the city of Houston's construction of the Houston Astrodome. He and his wife Irene met as students at UH in 1929. The couple later created the Judge Roy Hofheinz Foundation, which contributed \$1.5 million toward the construction of the facility.

SEATING CAPACITY

Theatre style seats encircle the court and provide excellent views from any location. Originally built with a capacity of more than 10,000, Hofheinz Pavilion underwent renovations – which included the addition of 28 suites – in 1998 that reduced capacity to its current mark of 8,479. However, the facility remains one of college basketball's most daunting environments.

POSTSEASON EVENTS

Besides regular-season basketball games, the facility also has hosted a variety of postseason events, including the NIT, Southwest Conference Tournament games from 1978 to 1980, the NCAA Tournament Midwest Regional in 1971 and 1978 and a quarterfinal game from the inaugural 2008 College Basketball Invitational.

USAGE

The team's locker rooms have been renovated recently. Through a donation by alumni John and Rebecca Moores, the locker room was enlarged and equipped with oversized, personal lockers for each player. Theater-style seats later were added to the team's meeting area adjacent to the locker room.

The multi-purpose facility is home for the Cougar Men's and Women's Basketball teams. In addition, it is used for other athletics and special events, concerts, convocations, commencement exercises, professional seminars, forums and other activities.

TOP 10 CROWDS

1.	10,660	vs. Texas	W, 84-79	3/5/90
2.	10,514	# vs. New Mexico State	W, 72-69	3/13/71
<i>NCAA Midwest Regional First Round</i>				
3.	10,500	vs. Texas	L, 83-95	1/12/82
4.	10,497	vs. Seattle	W, 93-92	2/6/71
5.	10,489	vs. South Alabama	W, 128-90	2/28/70
6.	10,483	vs. Florida State	W, 94-86	2/4/72
7.	10,472	vs. Jacksonville	W, 76-75	2/24/73
8.	10,345	vs. Miami (Fla.)	W, 118-98	2/14/70
9.	10,238	vs. St. Mary's (Texas)	W, 118-77	2/5/70
10.	10,220	vs. USC	W, 77-73	12/20/69

Note: A crowd of 10,514 at Hofheinz Pavilion watched Notre Dame defeat TCU 102-94 on March 13, 1971 during the NCAA Tournament Midwest Regional First Round.

TOP 10 CROWDS (since 1998)

1.	8,918	vs. #1/1 Memphis	L, 77-89	1/30/08
2.	8,917	vs. Connecticut	L, 76-82	12/30/00
	8,917	vs. Cincinnati	L, 65-77	2/17/99
4.	8,517	vs. Kentucky	W, 83-69	12/18/07
5.	8,642	vs. Valparaiso	W, 90-72	12/11/99
6.	8,479	vs. Marquette	L, 62-65	2/27/99
	8,479	vs. Charlotte	L, 66-68	2/23/99
	8,479	vs. Tulane	W, 76-62	2/13/99
	8,479	vs. UAB	L, 82-90	2/4/99
	8,479	vs. USF	L, 67-82	1/30/99
	8,479	vs. Memphis	W, 83-81	1/17/99
	8,479	vs. Saint Louis	L, 61-69	1/13/99
	8,479	vs. Southern Miss	W, 64-57	1/7/99
	8,479	vs. LSU	W, 67-55	11/30/98
	8,479	vs. IUPUI	W, 72-71	11/28/98
	8,479	vs. Sam Houston State	L, 63-67	11/23/98
	8,479	vs. Texas	W, 71-69	11/17/98

Note: Renovations of Hofheinz Pavilion in 1998 resulted in the facility's capacity being reduced to 8,479.