

GEORGETOWN™

MEN'S BASKETBALL

No. 11 N.C. State (23-12) vs. No. 3 Georgetown (24-8)

Sunday, March 18, 2012 | 12:15 p.m. (ET)
Nationwide Arena | Columbus, Ohio
CBS | ESPN 980 AM

FOR STARTERS

- Georgetown enters today's game with a 24-8 overall record following the Hoyas' 74-59 win over Belmont on Friday in the second round of the NCAA Tournament.

- The Hoyas have an 8-5 record in the NCAA Tournament under Head Coach John Thompson III and a 46-26 record all-time.

- Georgetown held Belmont, which was averaging 81.5 points, to only 59 points in the win.

- Georgetown has limited opponents to 60 points or fewer 18 times this season, including nine times against BIG EAST opponents ... In the last 11 games, Georgetown has allowed 59.0 points per game.

- Georgetown ranks second in the BIG EAST, and ranks No. 16 nationally, in scoring defense, allowing only 59.2 points per game.

- The Hoyas are averaging 69.2 points per game and rank eighth in the BIG EAST in scoring offense ... Georgetown has scored at least 80 points eight times this season at least 70 points 15 times.

- When Georgetown is 15-2 this season when scoring at least 69 points ... Under John Thompson III, the Hoyas have a 114-16 record when scoring at least 69 points.

- The Hoyas connected on 61.2 percent of their field goals against Belmont, the 11th-best performance under JTIII and the second time the team has hit at least 60 percent under him in an NCAA game.

- The Blue & Gray also rank second in the BIG EAST in field goal percentage, connecting on 46.7 percent of their field goals

- Senior guard **Jason Clark** has the most experience of any player on the Hoya roster with 98 career starts; he has played in 128 career games ... Georgetown's other four starters the last three games – **Henry Sims**, **Hollis Thompson**, **Nate Lubick**, **Otto Porter** – have combined for 141 starts.

- Speaking of youth, Georgetown's freshman class – redshirt freshman **Aaron Bowen**, along with first year players **Tyler Adams**, **Mikael Hopkins**, **Otto Porter**, **Jabril Trawick** and **Greg Whittington** – have combined to play 34.3 percent of the team's minutes played this season and are accounting for 29.5 percent of the team's scoring (654 of 2215 points), 25.1 percent of the team's assists (110 of 438) and 34.3 percent of the team's rebounds (398 of 1160).

John Thompson III...

- Has led Georgetown to at least 10 BIG EAST Conference regular season wins in six of the last seven years, dating back to the 2005-06 season ... Only two other conference schools can make that claim (Marquette and Pittsburgh).

- Has led Georgetown to at least 20 wins in six of his eight years at the helm of the Hoya program.

- Has led the Hoyas to a top-10 ranking at least once in each of the last six seasons ... Only three schools in the country can make that claim (Duke, North Carolina and Pittsburgh).

Who We Are...

- The Georgetown roster of 13 players includes 10 freshmen and sophomores.

- The Hoyas had a chance to welcome five newcomers to the team during an 11-day trip to China in August ... Georgetown played a series of four exhibition games in China against professional teams while getting the chance to tour Tiananmen Square, the Forbidden City and the Great Wall of China in Beijing, and then participated in the Nike Festival of Sport in Shanghai.

2011-12 GEORGETOWN SCHEDULE (24-8, 12-6 BIG EAST)

Date	Opponent	Time/Score
Nov. 12	Savannah State	W, 83-54
Nov. 14	UNC Greensboro (MASN)	W, 86-45
Nov. 21	Kansas ^ (ESPN2)	L, 67-63
Nov. 22	vs. Chaminade ^ (ESPN2)	W, 88-61
Nov. 23	vs. Memphis ^ (ESPN/2)	W, 91-88 (ot)
Nov. 28	IUPUI (MASN)	W, 81-58
Dec. 1	at Alabama% (ESPN2)	W, 57-55
Dec. 3	NJIT	W, 84-44
Dec. 10	Howard (MASN)	W, 62-48
Dec. 17	American (MASN)	W, 81-55
Dec. 22	Memphis # (ESPN2)	W, 70-59
Dec. 28	at Louisville * (ESPN2)	W, 71-68
Dec. 31	Providence * (ESPN2)	W, 49-40
Jan. 4	Marquette * (ESPNU)	W, 73-70
Jan. 7	at West Virginia * (MASN)	L, 74-62
Jan. 9	Cincinnati * (ESPNU)	L, 68-64
Jan. 15	at St. John's * (MASN)	W, 69-49
Jan. 17	at DePaul * (ESPN2)	W, 83-75
Jan. 21	Rutgers * (MASN)	W, 52-50
Jan. 28	at Pittsburgh * (ESPN)	W, 72-60
Feb. 1	Connecticut * (ESPN2)	W, 58-44
Feb. 4	USF * (ESPNU)	W, 75-45
Feb. 8	at Syracuse * (ESPN/2)	L, 64-61 (ot)
Feb. 12	St. John's * (ESPN)	W, 49-40
Feb. 18	at Providence * (MASN)	W, 63-53
Feb. 21	at Seton Hall * (MASN)	L, 73-55
Feb. 25	Villanova * (CBS)	W, 67-46
Feb. 27	Notre Dame * (ESPN)	W, 59-41
March 3	at Marquette * (MASN)	L, 83-69
March 7	BIG EAST Tournament vs. No. 13 Pittsburgh @ BIG EAST Quarterfinals	W, 64-52
March 8	vs. No. 4 Cincinnati @	L, 72-70 (2ot)
March 16	NCAA Midwest Regional vs. No. 14 Belmont	W, 74-59
March 18	NCAA Midwest Regional vs. North Carolina State	12:15 p.m.
March 23	NCAA Midwest Regional vs. Purdue/Kansas (if necessary)	

BOLD indicates home game

* Indicates BIG EAST game

^ Indicates Maui Classic

Indicates John McIendon

- Freshman forward **Otto Porter** is averaging 9.8 points and leads the team with 6.8 rebounds per game, which ranks 13th in the BIG EAST ... He has recorded three double-doubles this season.

- Clark, Sims and Thompson have combined for 55.6 percent of the team's points (1,231 of 2,215) and are averaging 38.5 points per game.

- Six different players have led the team in scoring this year, with Clark's 21 points leading the way against Belmont ... It was his sixth game with at least 20 points this season ... Seven different players have led the team in rebounds and eight in assists.

2011-12 Georgetown Men's Basketball
Georgetown Combined Team Statistics (as of Mar 16, 2012)
All games

RECORD:	OVERALL	HOME	AWAY	NEUTRAL
ALL GAMES	24-8	15-1	5-5	4-2
CONFERENCE	12-6	8-1	4-5	0-0
NON-CONFERENCE	12-2	7-0	1-0	4-2

#	Player	gp-gs	min	avg	Total		3-Point		F-Throw		Rebounds				pf	dq	a	to	blk	stl	pts	avg		
					fg-fga	fg%	3fg-fga	3fg%	ft-fa	ft%	off	def	tot	avg										
21	CLARK, Jason	32-32	1046	32.7	156-323	.483	47-143	.329	93-125	.744	30	101	131	4.1	64	0	55	73	9	54	452	14.1		
01	THOMPSON, Hollis	32-32	991	31.0	147-319	.461	55-127	.433	51-77	.662	43	134	177	5.5	68	0	46	51	13	22	400	12.5		
14	SIMS, Henry	32-32	887	27.7	131-283	.463	0-1	.000	117-166	.705	60	135	195	6.1	85	3	112	91	44	21	379	11.8		
22	PORTER, Otto	32-7	942	29.4	121-229	.528	11-49	.224	59-84	.702	64	153	217	6.8	63	1	51	37	27	33	312	9.8		
05	STARKS, Markel	30-25	738	24.6	79-172	.459	35-95	.368	23-33	.697	9	40	49	1.6	56	0	47	42	4	18	216	7.2		
02	WHITTINGTON, Greg	32-0	640	20.0	47-120	.392	19-54	.352	23-36	.639	36	55	91	2.8	72	2	29	36	17	19	136	4.3		
34	LUBICK, Nate	32-32	584	18.3	45-86	.523	3-10	.300	19-43	.442	41	82	123	3.8	62	1	65	29	15	10	112	3.5		
55	TRAWICK, Jabril	32-0	374	11.7	29-73	.397	5-23	.217	45-58	.776	11	31	42	1.3	42	0	18	18	6	13	108	3.4		
00	ADAMS, Tyler	4-0	24	6.0	4-9	.444	0-0	.000	2-2	1.000	4	5	9	2.3	6	0	1	2	3	0	10	2.5		
03	HOPKINS, Mikael	29-0	197	6.8	22-51	.431	1-2	.500	25-32	.781	18	15	33	1.1	27	0	10	15	12	1	70	2.4		
23	BOWEN, Aaron	14-0	53	3.8	8-20	.400	2-6	.333	0-0	.000	1	5	6	0.4	9	0	1	2	0	3	18	1.3		
25	CAPRIO, John	11-0	23	2.1	1-7	.143	0-1	.000	0-0	.000	3	3	6	0.5	1	0	3	6	2	1	2	0.2		
Team											39	42	81											
Total.....		32	6499		790-1692	.467	178-511	.348	457-656	.697	359	801	1160	36.2	555	7	438	405	152	195	2215	69.2		
Opponents.....		32	6499		663-1712	.387	157-572	.274	410-600	.683	343	633	976	30.5	599	-	370	414	86	213	1893	59.2		

TEAM STATISTICS	GU	OPP	Date	Opponent	Score	Att.
SCORING	2215	1893	11/12/11	SAVANAH STATE	w 83-54	9876
Points per game	69.2	59.2	11/14/11	UNC GREENSBORO	w 86-45	7987
Scoring margin	+10.1	-	11-21-11	vs Kansas	L 63-67	2400
FIELD GOALS-ATT	790-1692	663-1712	11-22-11	vs Chaminade	w 88-61	2400
Field goal pct	.467	.387	11-23-11	vs Memphis	wot 91-88	2400
3 POINT FG-ATT	178-511	157-572	11/28/11	IUPUI	w 81-58	6854
3-point FG pct	.348	.274	12/01/11	at Alabama	w 57-55	15383
3-pt FG made per game	5.6	4.9	12/03/11	NJIT	w 84-44	8742
FREE THROWS-ATT	457-656	410-600	12/10/11	HOWARD	w 62-48	8120
Free throw pct	.697	.683	12/17/11	AMERICAN	w 81-55	9964
F-Throws made per game	14.3	12.8	12/22/11	MEMPHIS	w 70-59	12045
REBOUNDS	1160	976	* 12/28/11	at LOUISVILLE	w 71-68	22517
Rebounds per game	36.2	30.5	* 12/31/11	PROVIDENCE	w 49-40	11834
Rebounding margin	+5.8	-	* 01/04/12	MARQUETTE	w 73-70	11213
ASSISTS	438	370	* 1/7/12	at WEST VIRGINIA	L 62-74	10526
Assists per game	13.7	11.6	* 01/09/12	CINCINNATI	L 64-68	7877
TURNOVERS	405	414	* 1/15/12	at ST. JOHNS	w 69-49	11475
Turnovers per game	12.7	12.9	* 1-17-12	at DePaul	w 83-75	8322
Turnover margin	+0.3	-	* 01/21/12	RUTGERS	w 52-50	12852
Assist/turnover ratio	1.1	0.9	* 01/28/12	at PITT	L 60-72	12508
STEALS	195	213	* 02/01/12	CONNECTICUT	w 58-44	15174
Steals per game	6.1	6.7	* 02/04/12	USF	w 75-45	11916
BLOCKS	152	86	* 2/8/12	at Syracuse	Lot 61-64	27820
Blocks per game	4.8	2.7	* 02/12/12	ST. JOHN'S	w 71-61	12285
ATTENDANCE	180530	211656	* 2/18/12	at Providence	w 63-53	11563
Home games-Avg/Game	16-11283	10-14731	* 2/21/12	at Seton Hall	L 55-73	8111
Neutral site-Avg/Game	-	6-10724	* 02/25/12	VILLANOVA	w 67-46	19277
			* 02/27/12	NOTRE DAME	w 59-41	14514
			* 3/3/12	at Marquette	L 69-83	19087
			3/7/12	vs PITT	w 64-52	20057
			3/8/12	vs Cincinnati	Lo2 70-72	20057
			03-16-12	vs Belmont	w 74-59	17030

* = Conference game

GEORGETOWN IN THE NCAA TOURNAMENT

Georgetown will be making its 28th appearance in the NCAA Tournament ... Under eighth-year head coach John Thompson III, GU has made six NCAA Tournament appearances ... The Hoyas reached the Sweet Sixteen as the No. 7 seed during the 2005-06 season, advanced to the Final Four as the No. 2 seed during the 2006-07 season .and to the second round during the 2007-08 season as the No. 2 seed ... The 28 appearances for GU rank 21st all-time among all Division I programs ... The Hoyas have an all-time record of 46-26 in 26 appearances ... Georgetown won the 1984 NCAA Championship and has been finalists four times (1943, 1982, 1984, 1985) ... The program has reached the Elite Eight on eight occasions (1980, 1982, 1984, 1985, 1987, 1989, 1996 and 2007) and advanced to the Sweet Sixteen 11 times (1980, 1982, 1984, 1985, 1987, 1989, 1995, 1996, 2001, 2006, 2007).

HOYAS IN POSTSEASON PLAY

GEORGETOWN	OPP.		
2011-12 #3			
74 #14 Belmont	59	NCAA Midwest Regional, Nationwide Arena, Columbus, Ohio	
2010-11 #6			
56 #11 VCU	74	NCAA Southwest Regional, United Center, Chicago, Ill.	
2009-10 #3			
87 #13 Ohio	97	NCAA East Regional, Dunkin' Donuts Center, Providence, R.I.	
2007-08 #2			
66 #15 UMBC	47	NCAA Midwest Region, RBC Arena, Raleigh, N.C.	
70 #10 Davidson	74	NCAA Midwest Region, RBC Arena, Raleigh, N.C.	
2006-07 #2			
80 #15 Belmont	55	NCAA East Region, Winston-Salem, N.C.	
62 #7 Boston College	55	NCAA East Region, Winston-Salem, N.C.	
66 Vanderbilt	65	NCAA East Regional, East Rutherford, N.J.	
96 North Carolina	84 (OT)	NCAA East Regional Final, Rutherford, N.J.	
60 Ohio State	67	NCAA Final Four, Atlanta, Ga.	
2005-06 #7			
54 #10 Northern Iowa	49	NCAA Minneapolis Region, UD Arena, Dayton, Ohio	
70 #2 Ohio State	52	NCAA Minneapolis Region, UD Arena, Dayton, Ohio	
53 #3 Florida	57	NCAA Minneapolis Region, Metrodome, Minneapolis, Minn.	
2000-01 #10			
63 #7 Arkansas	61	NCAA West Region, Boise State Pavilion, Boise, Idaho	
76 #15 Hampton	57	NCAA West Region, Boise State Pavilion, Boise, Idaho	
66 #3 Maryland	76	NCAA West Region, Arrowhead Pond, Anaheim, Calif.	
1996-97 #10			
67 #7 N.C.-Charlotte	79	NCAA West Region, McKale Center, Tucson, Ariz.	
1995-96 #2			
93 #15 Miss. Valley St.	56	NCAA East Region, Richmond Coliseum, Richmond, Va.	
73 #7 New Mexico	62	NCAA East Region, Richmond Coliseum, Richmond, Va.	
98 #3 Texas Tech	90	NCAA East Region, Georgia Dome, Atlanta, Ga.	
62 #1 Massachusetts	86	NCAA East Region, Georgia Dome, Atlanta, Ga.	
1994-95 #6			
68 #11 Xavier (Ohio)	63	NCAA Southeast Region, Civic Center, Tallahassee, Fla.	
53 #14 Weber State	51	NCAA Southeast Region, Civic Center, Tallahassee, Fla.	
64 # 2 North Carolina	74	NCAA Southeast Region, Civic Center, Birmingham, Ala.	
1993-94 #9			
84 #8 Illinois	77	NCAA Midwest Region, The Myriad, Oklahoma City, Okla.	
73 #1 Arkansas	85	NCAA Midwest Region, The Myriad, Oklahoma City, Okla.	
1991-92 #6			
75 #11 South Florida	60	NCAA West Region, Boise State Pavilion, Boise, Idaho	
68 #3 Florida State	78	NCAA West Region, Boise State Pavilion, Boise, Idaho	
1990-91 #8			
70 #9 Vanderbilt	60	NCAA West Region, McKale Center, Tucson, Ariz.	
54 #1 Nevada-Las Vegas	62	NCAA West Region, McKale Center, Tucson, Ariz.	
1989-90 #3			
70 #14 Texas Southern	52	NCAA Midwest Region, Hoosierdome, Indianapolis, Ind.	
71 #6 Xavier (Ohio)	74	NCAA Midwest Region, Hoosierdome, Indianapolis, Ind.	

All-Time Record vs. Opponents in the NCAA Tournament...

Alcorn State	1-0
Arkansas	1-1
Arizona	0-1
Belmont	2-0
Boston College	1-0
Bucknell	1-0
Central Michigan	0-1
Charlotte	0-1
Davidson	0-1
Dayton	1-0
DePaul	1-0
Duke	0-1
Florida	0-1
Florida State	0-1
Fresno State	1-0
Georgia Tech	1-0
Hampton	1-0
Houston	1-0
Illinois	1-0
Iona	1-0
Iowa	0-1
James Madison	0-1
Kansas	1-0
Kentucky	1-0
Lehigh	1-0
LSU	1-0
Louisville	1-0
Loyola	1-0
Maryland	1-1
Massachusetts	0-1
Memphis	0-1
Michigan State	0-1
Miss. Valley St.	1-0
New Mexico	1-0
NYU	1-0
Notre Dame	1-0
North Carolina	1-2
Northern Iowa	1-0
NC State	1-0
Ohio	0-1
Ohio State	2-1
Oregon State	1-0
Princeton	1-0
Providence	0-1
Rutgers	0-1
St. John's	1-0
South Florida	1-0
SMU	1-0
Texas Southern	1-0
Temple	1-1
Texas Tech	2-0
UMBC	1-0
UNLV	1-1
Vanderbilt	1-0
Villanova	0-1
VCU	0-1
Weber State	1-0
Wyoming	1-1
Xavier	1-1
Total	46-26

GEORGETOWN IN THE NCAA TOURNAMENT

			NCAA TOURNAMENT APPEARANCES	
1987-88 #8				
66	#9 Louisiana State	63	NCAA East Region, Hartford Civic Center, Hartford, Conn.	2011-12
53	#1 Temple	74	NCAA East Region, Hartford Civic Center, Hartford, Conn.	2010-11
1986-87 #1				
75	#16 Bucknell	53	NCAA Southeast Region, The Omni, Atlanta, Ga.	2009-10
82	#9 Ohio State	79	NCAA Southeast Region, The Omni, Atlanta, Ga.	2007-08
70	#5 Kansas	57	NCAA Southeast Region, Freedom Hall, Louisville, Ky.	2006-07
73	#6 Providence	88	NCAA Southeast Region, Freedom Hall, Louisville, Ky.	2005-06
1985-86 #4				
70	#13 Texas Tech	64	NCAA Midwest Region, Univ. of Dayton Arena, Dayton, Ohio	2000-01
68	#5 Michigan State	80	NCAA Midwest Region, Univ. of Dayton Arena, Dayton, Ohio	1996-97
1984-85 #1				
68	#16 Lehigh	43	NCAA East Region, Hartford Civic Center, Hartford, Conn.	1995-96
63	#8 Temple	46	NCAA East Region, Hartford Civic Center, Hartford, Conn.	1994-95
65	#4 Loyola	53	NCAA East Region, Providence Civic Center, Providence, R.I.	1993-94
60	#2 Georgia Tech	54	NCAA East Region, Providence Civic Center, Providence, R.I.	1991-92
77	#1 St. John's	59	NCAA Final Four, Rupp Arena, Lexington, Ky.	1990-91
64	#8 Villanova	66	NCAA Final Four, Rupp Arena, Lexington, Ky.	1989-90
1983-84 #1				
37	#9 SMU	36	NCAA West Region, Friel Court, Pullman, Wash.	1988-89
62	#5 Nevada-Las Vegas	48	NCAA West Region, Pauley Pavilion, Los Angeles, Calif.	1987-88
61	#10 Dayton	49	NCAA West Region, Pauley Pavilion, Los Angeles, Calif.	1986-87
53	#1 Kentucky	40	NCAA Final Four, Kingdome, Seattle, Wash.	1985-86
84	#2 Houston	75	NCAA Final Four, Kingdome, Seattle, Wash.	1984-85
1982-1983 #5				
68	#12 Alcorn State	63	NCAA Midwest Region, Freedom Hall, Louisville, Ky.	1983-84
57	#4 Memphis State	66	NCAA Midwest Region, Freedom Hall, Louisville, Ky.	1982-83
1981-82 #1				
51	#8 Wyoming	43	NCAA West Region, Glen Smith Spectrum, Logan, Utah	1981-82
58	#4 Fresno State	40	NCAA West Region, Marriott Center, Provo, Utah	1980-81
69	#2 Oregon State	45	NCAA West Region, Marriott Center, Provo, Utah	1979-80
50	#3 Louisville	46	NCAA Final Four, Superdome, New Orleans, La.	1978-79
62	#1 North Carolina	63	NCAA Final Four, Superdome, New Orleans, La.	1975-76
1980-81 #7				
55	#10 James Madison	61	NCAA East Region, Providence Civic Center, Providence, R.I.	1974-75
1979-80 #3				
74	#6 Iona	71	NCAA East Region, Providence Civic Center, Providence, R.I.	1942-43
74	#2 Maryland	68	NCAA East Region, Spectrum, Philadelphia, Pa.	
80	#5 Iowa	81	NCAA East Region, Spectrum, Philadelphia, Pa.	
1978-79 #3				
73	Old Dominion	52	ECAC Semifinals, Richmond Coliseum, Richmond, Va.	
66	Syracuse	58	ECAC Finals, Cole Field House, College Park, Md.	
58	#6 Rutgers	64	NCAA East Region, Providence Civic Center, Providence, R.I.	
1975-76				
72	Villanova	59	ECAC Semifinals, Morgantown, W. Va.	
68	George Washington	63	ECAC Finals, Morgantown, W.Va.	
76	Arizona	83	NCAA West Region, Arizona State, Tempe, Ariz.	
1974-75				
66	George Washington	59	ECAC Semifinals, Morgantown, W.Va.	
62	West Virginia	61	ECAC Finals, Morgantown, W.Va.	
75	Central Michigan	77	NCAA Mideast Region, Tuscaloosa, Ala.	
1942-43				
55	New York University	36	NCAA Regional Semifinal, Madison Square Garden, N.Y., N.Y.	
53	DePaul	49	NCAA Regional Final, Madison Square Garden, N.Y., N.Y.	
34	Wyoming	46	NCAA National Championship, Madison Square Garden, New York, N.Y.	
54	Toledo	40	Sportswriters' Invitational Playoff, Madison Square Garden, New York, N.Y.	

National Champions
1984

NCAA Finalist
1943, 1982,
1984, 1985

NCAA Final Four
1943, 1982,
1984, 1985, 2007

NCAA Elite Eight
1980, 1982,
1984, 1985,
1987, 1989,
1996, 2007

NCAA Sweet Sixteen
1980, 1982,
1984, 1985,
1987, 1989,
1995, 1996,
2001, 2006
2007

2011-12 GEORGETOWN MEN'S BASKETBALL ROSTER

NUMERICAL

No.	Name	Pos.	Ht.	Wt.	Cl.	Hometown/High School
0	Tyler Adams	C	6-9	275	Fr.	Brandon, Miss./ Brandon
1	Hollis Thompson	F	6-8	212	Jr.	Los Angeles, Calif. / Loyola
2	Greg Whittington	F	6-8	212	Fr.	Columbia, Md./ Oakland Mills
3	Mikael Hopkins	F	6-9	223	Fr.	Hyattsville, Md./ DeMatha
5	Markel Starks	G	6-2	175	So.	Accokeek, Md. / Georgetown Prep
14	Henry Sims	C	6-10	245	Sr.	Baltimore, Md. / Mount St. Joseph
21	Jason Clark	G	6-2	180	Sr.	Arlington, Va. / Bishop O'Connell
22	Otto Porter	F	6-8	205	Fr.	Sikeston, Mo./ Scott County Central
23	Aaron Bowen	F	6-6	205	R-Fr.	Jacksonville, Fla. / QEA (N.C.)
25	John Caprio	G	6-6	220	So.	North Caldwell, N.J./ Seton Hall Prep
32	Moses Ayegba	C	6-9	250	So.	Kano, Nigeria / Progressive Christian (Md.)
34	Nate Lubick	F	6-8	240	So.	Southborough, Mass. / St. Mark's
55	Jabril Trawick	G	6-5	205	Fr.	Philadelphia, Pa./ Abington Friends

ALPHABETICAL

No.	Name	Pos.	Ht.	Wt.	Cl.	Hometown/High School
0	Tyler Adams	C	6-9	275	Fr.	Brandon, Miss./ Brandon
32	Moses Ayegba	C	6-9	250	So.	Kano, Nigeria / Progressive Christian (Md.)
23	Aaron Bowen	F	6-6	205	R-Fr.	Jacksonville, Fla. / QEA (N.C.)
25	John Caprio	G	6-6	220	So.	North Caldwell, N.J./ Seton Hall Prep
21	Jason Clark	G	6-2	180	Sr.	Arlington, Va. / Bishop O'Connell
3	Mikael Hopkins	F	6-9	223	Fr.	Hyattsville, Md./ DeMatha
34	Nate Lubick	F	6-8	240	So.	Southborough, Mass. / St. Mark's
22	Otto Porter	F	6-8	205	Fr.	Sikeston, Mo./ Scott County Central
14	Henry Sims	C	6-10	245	Sr.	Baltimore, Md. / Mount St. Joseph
5	Markel Starks	G	6-2	175	So.	Accokeek, Md. / Georgetown Prep
1	Hollis Thompson	F	6-8	212	Jr.	Los Angeles, Calif. / Loyola
55	Jabril Trawick	G	6-5	205	Fr.	Philadelphia, Pa./ Abington Friends
2	Greg Whittington	F	6-8	212	Fr.	Columbia, Md./ Oakland Mills

COACHING/ADMINISTRATIVE STAFF

Head Coach: John Thompson III (Princeton University, 1988), 8th year

Assistant Coach: Mike Brennan (Princeton University, 1994), 3rd year

Assistant Coach: Kenya Hunter (Duquesne University, 1996), 5th year

Assistant Coach: Robert Kirby (Pan American University, 1983), 2nd year

Director of Basketball Operations: Scott Greenman (Princeton, 2006), 2nd year

Athletic Trainer: Lorry Michel, Shawn Hendi

Roster Breakdown

PRONUNCIATION GUIDE

Ayegba EYE-eg-buh

Mikael Hopkins

MIH-kale Hopkins

Lubick LOO-bick

Jabril Trawick

JA-breel TRA-wick

HOYAS BY CLASS

Seniors (2) - Clark, Sims

Juniors (1) - Thompson

Sophomores (4) - Ayegba, Caprio, Lubick, Starks

Freshmen (6) - Adams, Bowen, Hopkins, Porter, Trawick, Whittington

HOYAS BY STATE / COUNTRY

California (1) - Thompson

Florida (1) - Bowen

Maryland (4) - Hopkins, Sims, Starks, Whittington

Massachusetts (1) - Lubick

Mississippi (1) - Adams

Missouri (1) - Porter

New Jersey (1) - Caprio

Pennsylvania (1) - Trawick

Virginia (1) - Clark

Nigeria (1) - Ayegba

HOYAS BY POSITION

Centers (3) - Adams, Ayegba, Sims

Guards (4) - Caprio, Clark, Starks, Trawick

Forwards (6) - Bowen, Hopkins, Lubick, Porter, Thompson, Whittington

GAME NOTES

Game 33

TODAY'S GAME

Tipoff – Sunday, March 18, 2012, 12:15 p.m. (ET)

TV – truTV – Tim Brando, play-by-play; Mike Gminski (color analyst); Otis Livingston (sidelines)

Radio – ESPN 980 AM, Rich Chvotkin handles the call

Coach – **John Thompson III** is in his eighth season at the helm of the Hoyas ... In seven years at Georgetown, Thompson has led the Hoyas to the 2007 NCAA Final Four, the 2007 BIG EAST Tournament Championship and two-straight BIG EAST Regular Season crowns (2006-07, 2007-08) ... In the last six years, he has guided GU to the top-10 of the national rankings each year, accomplished by only three other schools ... Georgetown has been to the postseason in each of his seven seasons, including five NCAA Tournament appearances ... The Hoyas have won at least 20 games six times in the last eight seasons ... He has a record of 184-81 (.694) at Georgetown and an 11-year record of 252-123 (.674), including a 68-42 record at Princeton.

IN THE NCAA TOURNAMENT

Georgetown is making its 28th appearance in the NCAA Tournament ... This is the sixth appearance in the NCAA Tournament in eight years under the direction of Head Coach John Thompson III ... The Hoyas have an all-time record of 46-25 in the NAAs

UP NEXT

The winner of today's game will play the winner of a game between No. 2 Kansas and No. 10 Purdue on Friday, March 23 in St. Louis, Mo.

GEORGETOWN SPORTS INFORMATION

Mike "Mex" Carey and Bill Shapland handle the sports information duties for the Georgetown men's basketball team. Carey can be reached on his office phone at 202-687-2475 or via e-mail at mbc32@georgetown.edu. Shapland can be reached in the office at 202-687-9280 or via e-mail at shaplanw@georgetown.edu.

MEDIA CREDENTIALS

All requests for working press, photo and broadcast credentials for Georgetown 2011-12 home basketball games should be made by contacting Mike "Mex" Carey. Credentials should be requested no later than NOON the day before a game.

TALE OF THE TAPE OVERALL

	N.C. State	Georgetown
Scoring Average	73.5	69.2
Scoring Defense	67.9	59.2
Scoring Margin	+5.6	+10.1
Field Goal Percentage	48.6%	46.7%
FG Percentage Defense	41.7%	38.7%
Three Point FG %	35.5%	34.8%
Three Point FG % Defense	33.8%	27.4%
Free Throw Percentage	70.7%	69.7%
Rebound Average	37.2	36.2
Opponents Rebound Average	32.8	30.5
Rebound Margin	+4.4	+5.8
Assists	15.9	13.7
Turnover Average	12.7	12.7
Turnovers Forced	12.4	12.9
Turnover Margin	-0.3	+0.3
Steals	6.8	6.1
Blocks	4.0	4.8

Seeing Double

	11-12	10-11	09-10	Total
Double Figure Scoring				
Jason Clark	25	15	3	43
Hollis Thompson	23	12	5	40
Henry Sims	21	2	1	24
Otto Porter	13	-	-	13
Markel Starks	9	-	-	9
Greg Whittington	3	-	-	3
Nate Lubick		1	-	1
Mikael Hopkins	1	-	-	1
Jabril Trawick	1	-	-	1
20+ Point Games				
Hollis Thompson	3	1	-	4
Jason Clark	6	1	-	7
Henry Sims	3	-	-	3
Markel Starks	1	0	-	1
Otto Porter	1	-	-	1
Double-Doubles				
Hollis Thompson	3	1	-	4
Otto Porter	3	-	-	3
Henry Sims	3	-	-	3
Double Figure Rebounds				
Otto Porter	7	-	-	7
Hollis Thompson	3	1	-	4
Henry Sims	3	-	-	3
Nate Lubick	1	-	-	1

GEORGETOWN ROSTER

Possible Starters

No.	Player	Pos.	Ht.	Wt.	Yr.	Hometown	Notes
5	Markel Starks	G	6-2	175	So.	Accokeek, Md.	Averaging 7.2 ppg, 45.9% FG, 36.8% 3FG (35-95)
21	Jason Clark	G	6-2	180	Sr.	Arlington, Va.	All-BIG EAST First Team selection, first all-league honor Averaging 14.1 ppg, 4.1 rpg, 1.7 apg, 1.7 spg, 48.3% FG
34	Nate Lubick	F	6-8	235	So.	Southborough, Mass.	Averaging 3.5 ppg, 3.8 rpg, 2.0 apg, 52.3% FG
1	Hollis Thompson	F	6-8	212	Jr.	Los Angeles, Calif.	24 games in double figure scoring, three double-doubles Averaging 12.5 ppg, 5.5 rpg, 1.4 apg, 46.1%FG, 43.3%3FG
14	Henry Sims	C	6-10	245	Sr.	Baltimore, Md.	21 games in double figures; 11.8 ppg, 6.1 rpg, 3.5 apg Only player in BIG EAST among top-15 in assists, blocks

Probable Reserves

No.	Player	Pos.	Ht.	Wt.	Yr.	Hometown	Notes
0	Tyler Adams	C	6-9	275	Fr.	Brandon, Miss.	Out indefinitely due to health concerns
2	Greg Whittington	F	6-8	212	Fr.	Columbia, Md.	Last 11: 6.0 ppg, 3.0 rpg; Overall: 4.3 ppg, 2.8 rpg
3	Mikael Hopkins	F	6-9	223	Fr.	Hyattsville, Md.	Averaging 2.4 points, 1.1 rebounds in 6.8 minutes
22	Otto Porter	F	6-8	205	Fr.	Sikeston, Mo.	As a starter: 13.4 ppg, 8.1 rpg, 61.3% FG Overall: 9.8 ppg, 6.7 rpg, 52.8% FG
23	Aaron Bowen	F	6-6	200	R-Fr.	Jacksonville, Fla.	Redshirted as a freshman, saw action in 7 games in 10-11
25	John Caprio	G	6-5.5	210	So.	North Caldwell, N.J.	Walk-on, hit first career field goal in win over NJIT
32	Moses Ayegba	C	6-8.5	250	So.	Kano, Nigeria	Cleared for controlled, supervised non-contact drills
55	Jabril Trawick	G	6-5	208	Fr.	Philadelphia, Pa.	Averaging 3.4 points and 1.3 rebounds per game

“Don’t let the sum total of your existence be 8-10 pounds of air.”

The deflated basketball, the trademark for Georgetown Basketball since 1972, is a message for each new recruit. “The deflated ball gets players to understand that one day basketball will be over, be it four years from now when you graduate, or 20 years from now when your NBA career is over,” says coach John Thompson III. “One day the air’s going to go out of that ball, so you have to prepare yourself for life after basketball.”

The symbol is as relevant today as it was when coach Thompson’s illustrious father ran the program. The Georgetown tradition of graduation — 107 of 109 members of the men’s basketball program that have stayed four years have received their degree — continues under John Thompson III. Education ensures success, and a future without education has the value of an empty basketball.

WHAT IS A HOYA?

Many years ago, when all Georgetown students were required to study Greek and Latin, the University’s teams were nicknamed “The Stonewalls.” It is suggested that a student, using Greek and Latin terms, started the cheer “Hoya Saxa!”, which translates into “What Rocks!” The name proved popular and the term “Hoyas” was eventually adopted for all Georgetown teams.

GEORGETOWN QUICK FACTS

University Information

Location Washington, D.C., 20057
 Founded 1789
 President John J. DeGioia
 Athletics Director Lee Reed
 Enrollment 15,318 total
 6,806 undergraduate
 Nickname Hoyas
 Colors Blue & Gray
 Conference BIG EAST
 Home Court (Capacity) Verizon Center (20,600);
 McDonough Arena (2,400)

Coaching Staff

Head Coach John Thompson III
 Alma Mater Princeton '88
 Record at Georgetown 184-81, .694 (7)
 Career Record 252-123, .672 (11)
 Assistant Coaches Mike Brennan (Princeton '94)
 Kenya Hunter (Duquesne '96)
 Robert Kirby (Pan American '83)
 Dir., of Basketball Operations Scott Greenman (Princeton '06)
 Men’s Basketball Trainer Lorry Michel
 Shwan Hendi

Basketball History

First Year of Basketball 1906-07
 Overall All-Time Record 1,544-955 (.618)
 Years in NCAA Tournament 27
 Years in NIT 11
 Last Postseason Opponent VCU
 (2011 NCAA Tournament Second Round, L, 74-56)

Media Information

Men’s Basketball Contact Bill Shapland
 Office Phone (202) 687-2492
 Fax (202) 687-2491
 Home Phone (703) 521-5535
 e-mail shaplanw@georgetown.edu
 Men’s Basketball Contact Mike “Mex” Carey
 Office Phone (202) 687-2475
 Cell Phone (917) 576-7445
 e-mail mbc32@georgetown.edu
 Press Row (202) 628-3200

GAME NOTES

ALL-TIME SCORING LIST

Senior guard Jason Clark became the 43rd player in program history to reach 1,000 points for his career when he eclipsed the mark during a game against IUPUI on Nov. 28 ... Clark is the ninth player under Head Coach John Thompson III to pass 1,000 points ... He scored 22 points against Alabama and moved into the top-40 ... Clark is currently 22nd all-time with 1,353 points (10.5 ppg) and needs 17 more to pass Chris Wright (2007-11) for 19th place.

1. 2,304-Eric Floyd (1978-82)
2. 2,184-Patrick Ewing (1981-85)
3. 2,117-Reggie Williams (1983-87)
4. 2,001-Alonzo Mourning(1988-92)
5. 1,839-Othella Harrington (1992-96)
6. 1,781-David Wingate (1982-86)
7. 1,761 - Austin Freeman (2007-11)
8. 1,750-Mike Sweetney (2000-03)
9. 1,735-Kevin Braswell (1998-02)
10. 1,673-Derrick Jackson (1974-78)
11. 1,598-Mark Tillmon (1986-90)
12. 1,587-John Duren (1976-80)
13. 1,548-Brandon Bowman (2002-06)
14. 1,539-Allen Iverson (1994-96)
15. 1,485-Gerald Riley (2000-04)
16. 1,476-Roy Hibbert (2004-08)
17. 1,409-Craig Shelton (1976-80)
18. 1,398-Charles Smith (1985-89)
19. 1,369-Chris Wright (2007-11)
- 20. 1,353- Jason Clark (2008 - present)**
21. 1,339-Jeff Green (2004-07)
22. 1,308-Bill Martin (1981-85)
23. 1,256-Robert Churchwell (1990-94)
23. 1,256-Jon Wallace (2004-08)
25. 1,255-Jon Smith (1972-76)
26. 1,237-Joey Brown (1990-94)
27. 1,226-Jim Barry (1962-63,64-66)
28. 1,225-Michael Jackson (1982-86)
29. 1,191-Merlin Wilson (1972-76)
30. 1,146-Victor Page (1995-97)
31. 1,134-Warren Buehler (1953-55,56-57)
32. 1,129-Mike Laughna (1969-72)
33. 1,129-DaJuan Summers (2006-09)
34. 1,101-Jim Christy (1961-64)
35. 1,084-Bill Bolger (1950-53)
36. 1,076-Charlie Adrion (1967-70)
37. 1,070-Brian Sheehan (1958-61)
38. 1,057-Ashanti Cook (2002-06)
39. 1,030-Joe Missett (1954-57)
40. 1,025-Al Dutch (1975-78,79-80)
41. 1,024-Bill Lynn (1972-76)
42. 1,019-Perry McDonald (1984-88)
43. 1,018-Tom O'Keefe (1946-50)
44. 974-Jaren Jackson (1985-89)
45. 973-Ruben Boumtje-Boumtje 1997-01)
46. 960-Jessie Sapp (2005-)
47. 950-Anthony Perry (1998-01)
47. 947-Dikembe Mutombo (1988-91)
48. 942-Jim Supple (1966-69)
49. 936-Dennis Cesar (1965-68)
50. 929-Ed Hopkins (1974-78)
51. 923-Greg Monroe (2008-)
52. 922-Steve Sullivan (1964-67)
53. 911-Dwayne Bryant (1986-90)
54. 911-Nat Burton (1997-01)

ALL-TIME 3-POINT PERCENTAGE LEADERS

Name (Years)	3FG-3FGA	Pct.
1. Hollis Thompson (2009 -)	125-283	44.2%
2. Jonathan Wallace (2004-08)	236-544	43.4%
3. Dwayne Bryant (1986-90)	77-193	39.9%
4. Darrel Owens (2002-06)	135-349	38.7%
5. Reggie Williams (1983-87)	78-202	38.6%
6. Mark Tillmon (1986-90)	156-408	38.2%
7. Ashanti Cook (2002-06)	157-412	38.1%
Austin Freeman (2007-11)	187-491	38.1%
8. Jason Clark (2008 -)	182-498	36.5%

ALL-TIME THREE-POINT FIELD GOALS MADE

(Three-Point FG begun 1986-1987)

1. Jonathan Wallace (2004-08)	240
2. Kevin Braswell (1998-02)	189
3. Austin Freeman (2007-11)	187
4. Jason Clark (2008 - present)	182
5. Gerald Riley (2000-04)	165
6. Ashanti Cook (2002-06)	157

ALL-TIME THREE-POINT FIELD GOAL ATTEMPTS

1. Kevin Braswell (1998-02)	607
2. Jonathan Wallace (2004-08)	553
3. Jason Clark (2008 - present)	498
4. Austin Freeman (2007-11)	491
5. Gerald Riley (2000-04)	452
6. Jessie Sapp (2005-09)	428
7. Anthony Perry (1998-01)	415
8. Ashanti Cook (2002-06)	412
9. DaJuan Summers (2006-09)	411
10. Mark Tillmon (1986-90)	408

GAME NOTES

GEORGETOWN RECORD UNDER JTIII WHEN...

	11-12	Under JTIII
leading at halftime	21-3	149-22
trailing at halftime	3-5	29-56
tied at the half	0-0	6-3
shooting better than opponent.....	20-2	164-31
shooting worse than opponent	3-6	19-50
shooting same as opponent	1-0	1-0
shooting 50% or better from the field	9-2	96-16
shooting 50% or worse from the field	15-6	88-65
opponent shoots 50% or better from the field.....	0-3	4-22
opponent shoots below 50% from the field	23-5	179-59
shooting more free throws than its opponent	17-0	116-15
opponent shoots more free throws	7-7	66-64
shooting as many free throws.....	0-1	2-2
GU hits 70% of their free throws.....	12-3	100-34
GU hits 60% of their free throws.....	20-5	141-57
outrebounding their opponent.....	20-3	126-25
outrebounding by its opponent.....	4-5	54-53
rebounding is equal	0-0	5-3
bench outscores their opponent	15-6	89-39
opponent bench outscores their bench	8-2	91-38
bench scoring is equal.....	1-0	4-4
following a GU win.....	16-7	129-43
following a GU loss.....	8-1	48-26
commit fewer turnovers than their opponent	13-3	86-19
commit more turnovers than their opponent	10-5	81-54
commit as many turnovers as their opponent	1-0	17-8
3 in double figures	20-7	139-43
4 in double figures	5-2	72-19
5 in double figures	2-0	14-0
6 in double figures	0-0	1-0

By Day

Monday	3-2	17-11
Tuesday	2-1	22-5
Wednesday.....	5-1	34-14
Thursday.....	2-1	17-10
Friday.....	2-0	13-4
Saturday	8-3	69-27
Sunday	2-0	12-10

Night Games.....	10-4	97-52
Day Games.....	14-4	87-29

Home Games	15-1	99-24
At McDonough Arena	0-0	5-1
At Verizon Center	15-1	94-22
Away Games	5-5	41-41
Neutral Site Games	4-2	31-15

Overtime Games	1-2	8-6
1-5 point games	5-4	32-28
6-10 point games	4-0	44-24
11-20 point games	7-4	63-27
21-30 point games.....	6-0	31-1
31 or more	2-0	11-0

By Month

November.....	5-1	33-7
December.....	8-0	47-7
January.....	4-3	42-24
February	6-2	39-24
March.....	2-2	25-20

MISCELLANEOUS STATS

Starting Lineups

W-L	Forward	Forward	Center	Guard	G/F
19-6	Lubick	Thompson	Sims	Clark	Starks
5-2	Lubick	Thompson	Sims	Clark	Porter

Games Leading GU in Scoring

Jason Clark.....	12
Hollis Thompson.....	9
Otto Porter.....	6
Henry Sims.....	5
Greg Whittington.....	3
Markel Starks.....	2

Games Leading GU in Rebounding

Otto Porter.....	17
Henry Sims.....	11
Hollis Thompson.....	7
Nate Lubick.....	3
Jason Clark.....	2
Tyler Adams.....	1
Greg Whittington.....	1

Games Leading GU in Assists

Henry Sims.....	19
Nate Lubick.....	10
Hollis Thompson.....	4
Otto Porter.....	3
Jason Clark.....	2
Markel Starks.....	1
Jabril Trawick.....	1
Greg Whittington.....	1

BENCH PRODUCTION

Georgetown.....	Opponents
18.2 (583)	Points per game..... 12.8 (410)
43.5% (203-of-467).....	FG%..... 34.2% (143-of-418)
26.7% (36-of-135).....	3FG%..... 23.1% (34-of-147)
71.9% (141-of-196).....	FT%..... 62.9% (90-of-143)
13.6 (435)	Rebounds..... 10.7 (342)
3.4 (108)	Assists..... 2.3 (75)
2.1 (68)	Steals..... 1.3 (43)
1.9 (60)	Blocks..... 0.9 (28)
66.4 (2124)	Minutes..... 54.8 (1755)

LEADS AND DEFICITS

Biggest halftime lead	25 points (41-16) vs. UNCG (11/14/11)	
Biggest halftime lead blown.....	8 points (27-19) vs. Providence	(12/31/11)
Biggest halftime deficit.....	14 points (43-29) vs. Marquette (1/4/12)	
Biggest halftime deficit overcome	14 points (43-29) vs. Marquette	(1/4/12)
Biggest second half lead	41 points (86-45) vs. UNCA (11/14/11)	
Biggest second half lead blown	9 points (54-45)	at Alabama (12/1/11)
Biggest second half deficit.....	22 points (73-51) at Seton Hall (2/21/12)	
GU's biggest lead overall.....	42 points (77-35) vs. NJIT (12/3/11)	
GU's biggest lead blown	11 points (63-52) at Louisville (12/28/11)	
GU's biggest deficit overcome	17 points (56-39)	vs. Marquette (1/4/12)



JOHN THOMPSON III Head Coach | Eighth Season 184-81 (.694) at Georgetown | 252-123 (.672) Overall

In seven seasons as the head coach of the program he has been around since his youth, John Thompson III has made his mark not only on the Georgetown men's basketball program, but in the elite circles of college basketball. Thompson, who has been a collegiate head coach for 11 seasons, has compiled several coaching milestones:

- He has led the Hoyas to three appearances in the BIG EAST Tournament Championship game in seven years at the helm of the program.
- Including the team's appearance in 2011, Georgetown has been selected to the NCAA Tournament in six of the last eight seasons.
- In four of the team's six NCAA Tournament appearances, the Blue & Gray have been seeded among the top three teams, earning two No. 2 seeds and a No. 3 seed in 2010 and 2012.
- In 2006-07, Thompson led the program to a 30-7 record as the Hoyas won the BIG EAST Tournament Championship, the NCAA East Regional and advanced to the Final Four for the first time since 1985.
- In 2007-08, the Hoyas won back-to-back BIG EAST Regular Season titles (2006-07, 2007-08), posting a two-year record of 28-6 against conference opponents
- Since his arrival on the Hilltop, the Hoyas have reached the postseason in all eight seasons.
- He has twice been named the Black Coaches Association (BCA) Male Coach of the Year and was named the 2007 National Association of Basketball Coaches (NABC) Coach of the Year.

Recognized as an outstanding talent evaluator who has been nationally-recognized for his in-game coaching, tremendous vision and character, outstanding recruiting and his ability to connect with players, John Thompson III was introduced as Georgetown University 17th Head Coach on April 20, 2004.

Thompson arrived on the Hilltop in 2004 with a tremendous pedigree. The second Head Coach at Georgetown named John Thompson, he is the child of one Hall of Fame coach and the student of another, having played for the legendary Pete Carril as an undergraduate at Princeton.

Off the court, Thompson has been an active member of Georgetown University and a presence in the Washington, D.C. community. He speaks at a variety of alumni events throughout the year and has annually joined the members of the Georgetown University Wall Street Alliance in New York City each October. Through his work with his self-named foundation, the JTIII Foundation (which was founded in 2007), Thompson and his wife, Monica, have worked to aid community-based charities that serve at-risk children and families.

Thompson also has international experience, serving as an assistant coach on the USA Basketball Men's Under-18 National team that competed in the 2008 FIBA Americas U18 Championship in Argentina.

In seven-plus years at Georgetown, Thompson has guided the Hoyas to a 184-81 overall record (.694 win percentage) and to an 85-53 record in conference play.

Overall in 11 years as a head coach, including four at his alma mater, Princeton, Thompson has compiled a 252-123 (.672) overall record, with a 130-64 record in conference play (BIG EAST and Ivy League combined), won five league championships and guided his teams to 10 postseason appearances

Since arriving on the Hilltop, the Hoyas have advanced to one Final Four (2006-07), won a BIG EAST Tournament title (2006-07), won back-to-back BIG EAST Regular Season titles (2006-07, 2007-08), reached the NCAA Tournament five times (2005-06 – 2007-08, 2009-10, 2010-11), including three-straight appearances from 2005-06 – 2006-07, been invited to the National Invitation Tournament twice (2004-05, 2008-09) and played in the BIG EAST Tournament Championship game three times.

During that time, Georgetown has been ranked among the top-25 teams in the country for 38-straight weeks and is among the winningest programs in the BIG EAST. In addition, in a span of four years (2006-07 – 2009-10), more Georgetown players (5) were selected in the NBA Draft than any other school in the BIG EAST Conference. He has coached a BIG EAST Player of the Year, four All-Americans, six First-Team All-BIG EAST selections and 17 players who have earned All-BIG EAST accolades.

Thompson is also a two-time winner of the Black Coaches Association (BCA) Male Coach of the Year Award and was named the 2007 National Association of Basketball Coaches (NABC) Coach of the Year.

Georgetown finished the 2010-11 season with a 21-11 record and advanced to the NCAA Tournament for the fifth time in seven years. The Blue & Gray started the season with eight-straight wins, with victories at Old Dominion, winning the Charleston Classic and beating then-No. 9 Missouri, 111-102 in overtime, in one of the best college basketball games of the season. The Hoyas, who earned a first round bye in the BIG EAST Tournament with a 10-8 regular season record in league play, played against a schedule rated No. 1 in the country and were among the top-20 teams in the RPI Ratings. Senior guard Austin Freeman was a First Team All-BIG EAST selection and earned honorable mention All-American honors, while fellow senior Chris Wright was named Third Team All-BIG EAST.

In 2009-10, the Hoyas finished the season with a 23-11 overall record, made a thrilling run to the Championship Game of the BIG EAST Tournament and were selected as a No.3 seed in the NCAA Tournament. Georgetown was the only school in the country to beat last year's NCAA Finalists (Duke and Butler) and was the only school to play three teams that reached the Final Four (Duke, Butler, West Virginia). The team was challenged by a schedule that ranked No. 1 in the country by strength of schedule for much of the season and responded to that with signature wins, including non-conference wins over Temple during ESPN's "24 Hours of College Basketball," Butler at the Jimmy V Classic, Washington during the John Wooden Classic and Duke, in front of a sold-out crowd wearing gray and an audience that included the President and Vice-President of the United States. The Hoyas, who finished the season No. 2 in strength of schedule and No. 13 in the RPI Ratings, also had impres-

HEAD COACH JOHN THOMPSON III

sive conference wins, including a come-from-behind win at home against Connecticut when Austin Freeman scored 28 of his 33 points in the second half and a stirring rout of Villanova in front of a crowd of nearly 10,000 on the day the District of Columbia was hit with more than two feet of snow. Sophomore center Greg Monroe, who declared for the NBA Draft at the conclusion of the season, was named First Team All-BIG EAST, earned Third Team Associated Press All-American honors and was named the Pete Newell Big Man of the Year by the NABC.

In 2008-09, Georgetown made its fifth-straight postseason appearance under Thompson, advancing to the NIT where the team lost to eventual runner-up Baylor in the first round. The Hoyas finished the season with a 16-15 overall record and were 7-11 in the conference, finishing in 12th place in the BIG EAST Conference, which was arguably the toughest in the country that season. Georgetown finished the season ranked No 12 in the country in strength of schedule, posted four wins over top-25 teams, beat two teams that advanced to the Final Four (UConn and Villanova) and two that advanced to the Sweet 16 of the NCAA Tournament (Memphis, Syracuse). Freshman center Greg Monroe was named the BIG EAST Rookie of the Year, becoming the sixth Georgetown player in history to earn the award.

The Hoyas made their third-straight NCAA Tournament appearance during the 2007-08 season, tabbed as the No. 2 seed before losing in the second round. His team earned a 28-6 (.823%) mark, going 15-3 in BIG EAST play to garner their second consecutive regular season championship, a feat previously unmatched in Hoya history. His team appeared in the national polls all 20 weeks of the season, never dropping lower than 12th and senior Patrick Ewing Jr. earned the inaugural BIG EAST Sixth Man Award.

THE GEORGETOWN OFFENSE

“The ‘system’ is more about how you see the game than about plays. It’s about adjusting and adapting to your own skills and strengths, and the strengths and skills of your opponent. If you look at the Sacramento Kings, Washington Wizards, Northwestern, Richmond or Princeton, they obviously aren’t the same teams playing the exact same style of ball. But the principles they play by are the same – movement, reads, sharing, patience and precision. You take the skills and personality of your team and tweak

THOMPSON YEAR-BY-YEAR

Year	School	Overall	Conf.	Finish
2011-12	Georgetown	24-8	12-6	5th
2010-11	Georgetown	21-11	10-8	T-8th
2009-10	Georgetown	23-11	10-8	8th
2008-09	Georgetown	16-15	7-11	12th
2007-08	Georgetown	28-6	15-3	1st
2006-07	Georgetown	30-7	13-3	1st
2005-06	Georgetown	23-10	10-6	T-4th
2004-05	Georgetown	19-13	8-8	T-7th
2003-04	Princeton	20-8	13-1	1st
2002-03	Princeton	16-11	10-4	3rd
2001-02	Princeton	16-12	11-3	T-1st
2000-01	Princeton	16-11	11-3	1st
Total (11 seasons)		252-123	130-64	
Georgetown (seven seasons)		184-81	85-53	BIG EAST
Princeton (four seasons)		68-42	45-11	Ivy League

During Thompson’s third season as Georgetown’s head coach, in 2006-07, JTIII saw his Hoyas win the BIG EAST Regular Season Championship, the BIG EAST Tournament Championship as well as the NCAA East Regional Championship while compiling a 30-7 record. The Hoyas appeared in the national polls 18 times, defeated seven nationally-ranked opponents and compiled a conference record of 13-3. Thompson saw junior Jeff Green named BIG EAST Player of the Year, MVP of the BIG EAST Tournament and MVP of the NCAA East Regional. Green was the fifth player selected in the 2007 NBA Draft.

In his second season at the helm, Thompson’s Hoyas made their presence felt with a thrilling run to the Sweet 16. This was his fifth trip to the postseason in six years as a head coach. A first-round victory over Northern Iowa and a second-round defeat of Ohio State advanced Georgetown to its first Regional Semifinal since 2001. The Hoyas, who fell just three points shy of a victory over the eventual national champion Florida Gators, ended the year with a 23-10 overall record, earning Thompson the Black Coaches Association’s Fritz Pollard Male Coach of the Year Award.

In his inaugural season as the Hoya’s head coach, Thompson’s approach took a giant leap when he became one of only three coaches in BIG EAST history to defeat a nationally ranked team in the conference opener. The Hoyas ended up winning 19 games and advanced to the NIT Quarterfinals.

Coached by the legendary Carril as a student at Princeton and then working under him as an assistant coach at his alma mater for five years, Thompson brought a Princeton touch to Georgetown’s rich basketball history, creating a new system he describes as the Georgetown Offense:

“The ‘system’ is more about how you see the game than about plays. It’s about adjusting and adapting to your own skills and strengths, and the skills and strengths of your opponent. If you look at the Sacramento Kings, Washington Wizards, Northwestern, Richmond or Princeton, they obviously aren’t the exact same style of ball. But the principles they play are the same – movement, reads, sharing, patience and precision. You take the skills and personality of your team and tweak the system accordingly.”

Prior to coaching at Georgetown, Thompson guided Princeton to three Ivy League Championships, two NCAA tournaments and an NIT appearance over his four years as head coach. He amassed a 68-42

record as Princeton’s head coach after serving as an assistant coach at Princeton from 1995- 2000. As assistant coach, he helped lead the team to a Top 10 national ranking and five consecutive post-season appearances.

Princeton not only made the postseason eight of nine years during Thompson’s tenure, but he helped recruit and coach three All Americans, three Ivy League Players of the Year, two Ivy League Rookies of the Year and 12 First-Team All-Ivy League players.

Thompson also played basketball as an undergraduate for the Tigers while majoring in politics. As a forward, he ranks third on Princeton’s all time assist leader list with 358. Playing for legendary coach Pete Carril, Thompson produced with amazing proficiency with 103 assists and just 34 turnovers as a senior. He was co-captain of the 1988 team and shared the B.F. Bunn trophy that year as one of the Tigers’ Most Valuable Players.

Thompson, 43, grew up in Washington, D.C., where he graduated from Gonzaga College High School. As a high school senior he was named first team All-Metro by the Washington Post.

Thompson’s wife, Monica, is also a Princeton grad (Class of ‘89). They have three children: Morgan, age 13; John Wallace, age 10; and Matthew, age 8.

John Thompson III Career vs. All Opponents...

Alabama (2-0)	UNC-Asheville (1-0)
American (4-0)	UNC Greensboro (1-0)
Appalachian State (1-0)	N.C. State (1-0)
Ball State (3-0)	Northern Iowa (1-0)
Baylor (0-1)	Notre Dame (7-4)
Belmont (2-0)	Ohio (0-1)
Boston College (1-1)	Ohio State (1-1)
Boston University (1-0)	Oklahoma (0-2)
Brown (6-2)	Old Dominion (2-2)
Butler (1-0)	Oral Roberts (1-1)
California (0-1)	Oregon (1-1)
Cal State Fullerton (1-0)	Penn State (1-1)
Chaminade (1-0)	Pennsylvania (3-5)
Cincinnati (5-6)	Pittsburgh (6-6)
The Citadel (1-0)	Providence (7-1)
Clemson (1-0)	Radford (1-0)
Coastal Carolina (1-0)	Rider (1-1)
Colgate (2-0)	Rutgers (9-6)
College of N.J. (1-0)	St. John's (10-4)
Columbia (7-1)	St. Joseph's (0-1)
UConn (5-6)	San Jose State (1-0)
Cornell (7-1)	Santa Clara (0-1)
Dartmouth (7-1)	Savannah State (4-0)
Davidson (1-1)	Seton Hall (6-2)
DePaul (7-0)	South Carolina (0-1)
Drexel (1-0)	South Florida (6-2)
Duke (2-4)	Southern Vt. (1-0)
Fairfield (3-0)	Stetson (1-0)
Florida International (1-2)	Syracuse (5-9)
Florida (0-1)	Temple (1-2)
Fordham (1-0)	Tennessee (0-1)
Fresno State (1-0)	Texas (0-2)
George Washington (0-1)	Texas A & M (1-0)
Hartford (1-0)	Towson (1-0)
Harvard (9-0)	Tulane (2-0)
Holy Cross (3-1)	Utah State (1-0)
Howard (2-0)	UTEP (1-0)
Illinois (0-2)	Texas Christian (0-1)
IUPUI (1-0)	UC Irvine (0-1)
Jacksonville (2-0)	Ursinus (1-0)
James Madison (2-0)	Vanderbilt (2-1)
Kansas (0-2)	Villanova (9-4)
Lafayette (3-2)	VCU (0-1)
Long Beach State (1-0)	Washington (1-0)
Louisville (5-3)	Weber State (1-0)
Loyola (Md.) (2-0)	West Virginia (4-7)
Marquette (6-5)	Western Md. (1-0)
Maryland (1-1)	Western Michigan (1-0)
UMBC (3-0)	Wichita State (1-0)
Memphis (4-1)	William & Mary (1-0)
Michigan (2-0)	Winston-Salem St. (1-0)
Minnesota (0-1)	Wofford (1-0)
Missouri (1-0)	Yale (7-2)
Monmouth (3-1)	Xavier (1-0)
Mount St. Mary's (2-0)	
Navy (2-0)	
NJIT (1-0)	Total: 252-123
Norfolk State (1-0)	<i>Bold italics indicate 2011-12</i>
North Carolina (1-1)	<i>opponent</i>

JOHN THOMPSON III FOUNDATION

The John Thompson III Foundation was established in 2007. The mission of the John Thompson III Foundation is to foster community-based charities that serve at-risk children and families. The primary focus is education and healthcare. The Foundation partners primarily, but not exclusively, with non-profits in the Washington, D.C. metropolitan region which specialize in programs targeted to underserved children and families.

The John Thompson III Foundation intends to aid those organizations working within Washington, D.C. to address the community's more dire conditions, including:

- The 2005 estimated poverty rate was 19.8 percent of all residents, or 98,069 persons, living below the federal poverty level
- 36 percent of all children and 42 percent of all African-American children were living below the federal poverty level in 2005.
- While the District ranks second highest in per capita personal income among the states, it also ranks third highest in overall poverty rates and highest in poverty rates for children.
- More than 40% of youth in the District do NOT complete high school.
- Nearly 49% of the youth that are enrolled in the majority of the District's high schools are truant.
- In 2005-06, only 27 percent of all DCPS and public charter school students tested at a proficient or advanced level in math.
- Cancer is the second leading cause of death among District residents (22% of all deaths are due to cancer alone). Cancer is 27 percent more prevalent among blacks (512.8 cases per 100,000 population) than whites (404.5 cases per 100,000 population). In the District of Columbia, the percentage of women who receive prenatal care varies from 70 percent among blacks to 90 percent among whites.
- District of Columbia has higher rates of heart disease, stroke and all cancers on average than the rest of the United States.
- The Infant Mortality Rate for the District of Columbia has decreased from 11.9 per 1,000 live births in 2000 to 10.6 per 1,000 live births in 2001. The rate has declined by 42 percent over a 10-year period since 1992. But is still almost double the national average.

Thompson Career Highlights

As a Coach...

- Led Georgetown to the 2007 NCAA Final Four
- The first Georgetown coach to win back-to-back BIG EAST Regular Season Championships (2006-07, 2007-08)
- Won 2007 NCAA East Regional, 2007 BIG EAST Tournament and 2007 BIG EAST Regular Season Championships
- Amassed a record of 184-81 (.694) at GU
- Has a record of 252-123 (.672) in his nine years as a head coach
- Has had more players selected in the NBA Draft in the last three years (4) than any other team in the BIG EAST Conference
- Named the 2007 National Collegiate Basketball Hall of Fame Coach of the Year
- Back-to-back recipient (2007, 2006) of the Fritz Pollard Award as the Black Coaches Association's Male Coach of the Year
- Finalist for the Naismith Coach of the Year Award in three of his five years at Georgetown
- Defeated 13 top 25 teams over his tenure at Georgetown
- Has won five league championships and reached the postseason seven times in his first nine years as a head coach
- Coached five All-Americans, four league Players of the Year, and three league Rookies of the Year
- Led Princeton to the 2001 Ivy League title and the NCAA tournament in his first season as a head coach

As a Player...

- Ranks third on Princeton's all-time assist list with 358
- Earned the B.F. Bunn MVP Award Trophy for his contribution to Princeton basketball
- Served as team captain in 1988

GAME-BY-GAME STATISTICS

TEAM GAME-BY-GAME STATISTICS

GEORGETOWN GAME-BY-GAME

Opponent	Date	Score	Total		3-POINT		FT-FTA		REBOUNDS			PF	A	TO	Blk	Stl	Pts
			FG-FGA	Pct	3FG-FGA	Pct	Pct	Pct	Off	Def	Tot						
Savannah State	11/12	W, 83-54	34-51	.667	8-15	.533	7-12	.583	7	27	34	18	22	14	10	8	83
UNC Greensboro	11/14	W, 86-45	30-67	.448	9-27	.333	17-22	.773	19	24	43	17	17	10	2	10	86
vs. Kansas	11/21	L, 67-63	22-55	.400	7-24	.292	12-18	.667	8	22	30	20	6	11	4	5	63
vs. Chaminade	11/22	W, 88-61	33-57	.579	9-21	.429	13-18	.722	13	25	38	10	19	15	3	6	88
vs. Memphis	11/23	W, 91-88(ot)	34-70	.486	6-14	.429	17-21	.810	12	23	35	20	15	9	4	10	91
IUPUI	11/28	W, 81-58	33-67	.493	5-18	.278	10-13	.769	15	28	43	18	20	7	3	4	81
at Alabama	12/1	W, 57-55	21-48	.438	7-17	.412	8-10	.800	8	21	29	18	13	11	2	5	57
NJIT	12/3	W, 84-44	27-54	.500	12-24	.500	18-20	.900	13	34	47	12	15	14	13	5	84
Howard	12/10	W, 62-48	16-49	.327	1-13	.077	29-42	.690	11	25	36	20	7	12	4	7	62
American	12/17	W, 81-55	30-51	.588	6-16	.375	15-20	.750	7	27	34	18	18	12	3	8	81
Memphis	12/22	W, 70-59	22-51	.431	5-14	.357	21-30	.700	16	22	38	17	13	15	3	10	70
at Louisville	12/28	W, 71-68	23-48	.479	7-11	.636	18-24	.750	10	28	38	18	11	16	2	4	71
Providence	12/31	W, 49-40	18-59	.305	3-17	.176	10-15	.667	14	29	43	17	7	7	8	6	49
Marquette	1/4	W, 73-70	27-43	.628	6-18	.333	13-23	.565	4	19	23	18	18	17	4	9	73
at West Virginia	1/7	L, 74-62	23-57	.404	2-14	.143	14-20	.700	12	19	31	26	10	15	4	8	62
Cincinnati	1/9	W, 68-64	26-44	.591	6-10	.600	6-10	.600	7	19	26	16	14	17	4	5	64
at St. John's	1/15	W, 69-49	25-58	.431	7-18	.389	12-19	.632	19	23	42	19	17	12	6	8	69
at DePaul	1/17	W, 83-75	30-57	.526	7-13	.538	16-28	.571	17	30	47	18	13	18	7	9	83
Rutgers	1/21	W, 52-50	12-41	.293	3-14	.214	25-36	.694	13	23	36	14	8	14	8	7	52
at Pittsburgh	1/28	L, 72-60	24-57	.421	5-17	.294	7-12	.583	7	16	23	18	13	11	4	6	60
Connecticut	2/1	W, 58-44	21-48	.438	5-13	.385	11-15	.733	7	30	37	18	13	15	4	6	58
USF	2/4	W, 75-45	23-46	.500	5-12	.417	24-30	.800	5	29	34	16	16	9	3	6	75
at Syracuse	2/8	L, 64-61(ot)	21-63	.333	5-21	.238	14-16	.874	23	29	52	17	16	15	6	8	61
St. John's	2/12	W, 71-61	24-49	.490	7-23	.304	16-24	.667	11	22	33	16	17	8	7	2	71
at Providence	2/18	W, 63-53	21-46	.457	7-15	.467	14-23	.609	6	31	37	19	16	12	5	2	63
at Seton Hall	2/21	L, 73-55	19-47	.404	5-15	.333	12-15	.800	11	15	26	15	9	11	3	6	55
Villanova	2/25	W, 67-46	24-52	.462	3-13	.231	16-23	.696	12	29	41	22	10	14	5	4	67
Notre Dame	2/27	W, 59-41	23-44	.532	4-11	.364	9-13	.692	9	24	33	13	13	11	3	5	59
at Marquette	3/3	L, 83-69	25-63	.397	5-18	.278	14-25	.560	17	21	38	29	15	15	3	5	69
vs. Pittsburgh	3/7	W, 64-52	19-39	.487	4-13	.308	22-31	.710	7	29	36	15	10	12	4	5	64
vs. Cincinnati	3/8	L, 72-70(2ot)	30-62	.484	2-10	.200	8-15	.533	12	33	45	15	13	14	8	4	70
vs. Belmont	3/16	W, 74-59	30-49	.612	5-12	.417	9-13	.692	7	25	32	10	14	12	3	2	74
Georgetown averages			790-1692	.467	178-511	.348	457-656	.697	359	801	1160	555	438	405	152	195	2215
Opponents averages			663-1712	.387	157-572	.274	410-600	.683	343	633	976	599	370	414	86	213	1893
Georgetown averages											30.5		11.6				59.2

OPPONENT GAME-BY-GAME

Opponent	Date	Score	Total		3-POINT		FT-FTA		REBOUNDS			PF	A	TO	Blk	Stl	Pts
			FG-FGA	Pct	3FG-FGA	Pct	Pct	Pct	Off	Def	Tot						
Savannah State	11/12	W, 83-54	20-58	.345	6-18	.333	8-16	.500	16	13	29	16	12	16	0	6	54
UNC Greensboro	11/14	W, 86-45	16-54	.296	5-22	.227	8-18	.444	13	20	33	23	8	22	3	1	46
vs. Kansas	11/21	L, 67-63	24-51	.471	5-16	.313	14-22	.636	10	27	37	18	13	12	4	4	67
vs. Chaminade	11/22	W, 88-61	23-53	.434	8-23	.348	7-10	.700	6	13	19	15	13	17	2	6	61
vs. Memphis	11/23	W, 91-88(ot)	31-63	.492	7-17	.412	19-22	.864	11	26	27	19	14	17	5	4	88
IUPUI	11/28	W, 81-58	21-60	.350	3-18	.167	13-21	.619	16	20	36	13	11	9	4	4	58
at Alabama	12/1	W, 57-55	19-43	.442	3-16	.188	14-19	.737	7	21	28	13	10	9	3	5	55
NJIT	12/3	W, 84-44	15-55	.273	5-24	.208	9-11	.818	7	15	22	18	7	12	2	10	44
Howard	12/10	W, 62-48	15-48	.326	4-11	.364	14-22	.636	10	28	38	26	8	23	2	5	48
American	12/17	W, 81-55	22-54	.407	6-23	.261	5-8	.625	8	15	23	20	12	15	2	5	55
Memphis	12/22	W, 70-59	22-51	.431	3-13	.231	12-17	.706	11	18	29	24	14	18	4	7	59
at Louisville	12/28	W, 71-68	25-60	.417	8-24	.333	10-17	.588	13	19	32	21	15	9	5	13	68
Providence	12/31	W, 49-40	13-51	.255	3-13	.231	11-20	.550	14	31	45	15	6	13	4	3	40
Marquette	1/4	W, 73-70	23-52	.442	8-18	.444	16-20	.800	12	15	27	21	15	16	1	9	70
at West Virginia	1/7	L, 74-62	24-48	.500	4-12	.333	22-31	.710	11	26	37	20	12	17	4	8	74
Cincinnati	1/9	L, 68-64	23-50	.460	4-13	.308	18-22	.818	10	13	23	15	7	9	0	13	68
at St. John's	1/15	W, 69-49	17-54	.315	0-10	.000	15-21	.714	17	17	34	18	8	14	4	10	49
at DePaul	1/17	W, 83-75	28-64	.438	9-25	.360	10-15	.667	10	15	25	23	16	11	5	7	83
Rutgers	1/21	W, 52-50	20-53	.377	6-16	.375	4-7	.571	8	21	29	29	12	15	2	8	50
at Pittsburgh	1/28	L, 72-60	25-48	.521	3-13	.231	19-22	.864	6	29	35	17	20	17	0	3	72
Connecticut	2/1	W, 58-44	18-60	.300	2-20	.100	6-13	.462	12	23	35	16	11	11	3	4	44
USF	2/4	W, 75-45	16-51	.314	4-19	.211	9-16	.563	9	18	27	22	9	17	3	5	45
at Syracuse	2/8	L, 64-61(ot)	22-63	.349	8-24	.333	12-16	.750	15	20	35	12	14	9	11	6	64
St. John's	2/12	W, 71-61	21-52	.404	6-20	.300	13-18	.722	10	16	26	22	10	6	2	7	61
at Providence	2/18	W, 63-53	14-54	.259	4-21	.190	21-31	.677	13	23	36	22	11	8	2	7	53
at Seton Hall	2/21	L, 73-55	25-41	.610	8-13	.615	15-19	.789	4	19	23	15	18	8	3	6	73
Villanova	2/25	W, 67-46	14-50	.280	3-12	.250	15-21	.714	8	16	24	20	5	12	2	9	46
Notre Dame	2/27	W, 59-41	16-48	.333	3-17	.176	6-10	.600	9	14	23	15	7	11	0	7	41
at Marquette	3/3	L, 83-69	24-50	.480	2-12	.167	33-45	.733	12	27	39	19	13	12	2	11	83
vs. Pittsburgh	3/7	W, 64-52	18-49	.367	5-21	.238	11-18	.611	8	17	25	23	11	10	0	5	52
vs. Cincinnati	3/8	L, 72-70(2ot)	28-72	.389	2-21	.095	14-21	.667	17	24	41	14	12	10	2	12	72
vs. Belmont	3/16	W, 74-59	21-54	.389	10-27	.370	7-11	.636	10	14	24	15	16	9	0	3	59
Opponents averages			663-1712	.387	157-572	.274	410-600	.683	343	633	976	599	370	414	86	213	1893
Georgetown averages											30.5		11.6				59.2
Georgetown averages			790-1692	.467	178-511	.348	457-656	.697	359	801	1160	555	438	405	152	195	2215
Opponents averages											36.2		13.7				69.2

POINTS-REBOUNDS-ASSISTS

Opponent	Date	Score	ADAMS	THOMPSON	WHITTINGTON	HOPKINS	STARKS	SIMS
Savannah State	11/12	W, 83-54	DNP	13-4-4	8-1-0	4-3-1	5-0-1	19-6-5
UNC Greensboro	11/14	W, 86-45	0-1-0	19-4-1	3-6-2	6-6-1	11-1-0	8-7-3
Kansas	11/21	L, 67-63	DNP	14-5-0	3-2-1	0-0-0	7-2-0	8-6-1
Chaminade	11/22	W, 88-61	2-2-0	9-5-2	2-4-1	4-3-0	7-1-3	8-4-7
Memphis	11/23	W, 91-88 (ot)	DNP	12-7-2	4-2-2	DNP	12-0-1	24-8-5
IUPUI	11/28	W, 81-58	0-0-0	21-10-2	7-0-1	2-0-0	13-1-4	14-4-3
at Alabama	12/1	W, 57-55	DNP	12-8-3	3-2-1	0-1-0	3-4-2	13-3-3
NJIT	12/3	W, 84-44	8-6-1	20-1-3	0-4-1	12-3-1	9-2-1	8-5-4
Howard	12/10	W, 62-48	DNP	12-6-0	0-4-0	3-1-0	5-0-1	7-6-2
American	12/17	W, 81-55	DNP	15-8-2	3-1-1	2-0-0	18-0-2	17-3-6
Memphis	12/22	W, 70-59	DNP	17-9-1	0-0-0	DNP	14-1-3	12-9-2
at Louisville	12/28	W, 71-68	DNP	10-5-1	0-2-1	2-2-1	20-3-0	7-3-4
Providence	12/31	W, 49-40	DNP	4-3-1	0-0-0	0-0-0	5-2-1	11-7-3
Marquette	1/4	W, 73-70	DNP	16-3-2	2-1-1	4-0-2	0-0-2	13-5-5
at West Virginia	1/7	L, 74-62	DNP	20-5-0	4-4-0	0-1-0	4-1-1	10-5-6
Cincinnati	1/9	L, 68-64	DNP	14-5-2	2-2-1	0-0-0	10-3-1	10-3-2
at St. John's	1/15	W, 69-49	DNP	20-5-2	8-8-1	2-0-0	3-3-3	8-4-1
at DePaul	1/17	W, 83-75	DNP	14-5-2	5-4-0	0-0-0	DNP	16-7-2
Rutgers	1/21	W, 52-50	DNP	4-1-0	7-5-0	DNP	3-1-1	12-10-2
at Pittsburgh	1/28	L, 72-60	DNP	11-2-1	6-4-2	0-0-0	5-1-3	10-4-5
Connecticut	2/1	W, 58-44	DNP	18-9-1	3-2-1	4-1-1	2-1-1	13-4-3
USF	2/4	W, 75-45	DNP	7-3-0	1-1-0	4-1-0	10-4-1	13-9-5
at Syracuse	2/8	L, 64-61 (ot)	DNP	10-10-2	3-6-4	4-4-0	7-1-1	6-8-3
St. John's	2/12	W, 71-61	DNP	10-4-0	12-2-1	0-0-0	11-2-4	9-2-3
at Providence	2/18	W, 63-53	DNP	13-10-0	3-1-0	3-0-0	6-6-3	10-7-5
at Seton Hall	2/21	L, 73-55	DNP	8-6-2	9-1-0	4-2-1	2-2-1	7-3-2
Villanova	2/25	W, 67-46	DNP	10-6-4	1-6-0	2-2-0	DNP	12-6-0
Notre Dame	2/27	W, 59-41	DNP	5-6-0	15-1-0	0-0-0	4-1-2	12-6-5
at Marquette	3/3	L, 83-69	DNP	19-7-4	2-4-3	5-1-1	3-1-1	5-9-2
vs. Pittsburgh	3/7	W, 64-52	DNP	7-3-0	11-6-2	0-0-0	3-1-0	20-13-5
vs. Cincinnati	3/8	L, 72-70(2ot)	DNP	10-8-1	2-1-0	0-0-1	9-3-2	22-15-3
vs. Belmont	3/16	W, 74-59	DNP	6-4-1	7-4-2	3-2-0	2-1-1	15-4-5

Opponent	Date	Score	CLARK	PORTER	BOWEN	CAPRIO	LUBICK	TRAWICK
Savannah State	11/12	W, 83-54	9-1-2	9-8-1	0-1-1	0-0-1	8-7-5	5-2-1
UNC Greensboro	11/14	W, 86-45	17-5-3	5-4-4	5-0-0	0-2-0	6-3-1	6-3-2
Kansas	11/21	L, 67-63	15-5-1	12-5-1	DNP	DNP	4-3-2	0-1-0
Chaminade	11/22	W, 88-61	28-5-1	17-7-1	0-0-0	0-1-0	5-3-3	6-2-1
Memphis	11/23	W, 91-88 (ot)	26-3-1	9-8-3	DNP	DNP	0-4-1	4-1-0
IUPUI	11/28	W, 81-58	7-3-0	6-7-4	3-1-0	0-0-1	8-14-5	0-2-0
at Alabama	12/1	W, 57-55	22-2-1	2-2-1	DNP	DNP	2-2-2	0-2-0
NJIT	12/3	W, 84-44	10-5-1	5-6-1	2-1-0	2-2-0	2-5-1	6-3-1
Howard	12/10	W, 62-48	12-3-1	13-4-0	0-0-0	DNP	4-8-3	6-1-0
American	12/17	W, 81-55	9-3-2	8-10-2	0-0-0	0-1-0	4-5-1	5-0-2
Memphis	12/22	W, 70-59	18-5-1	5-4-3	DNP	DNP	2-4-3	2-2-0
at Louisville	12/28	W, 71-68	7-5-1	14-14-1	DNP	DNP	2-0-1	9-2-1
Providence	12/31	W, 49-40	16-8-1	6-12-0	DNP	DNP	4-4-1	3-1-0
Marquette	1/4	W, 73-70	26-5-1	8-5-3	DNP	DNP	2-1-1	2-1-1
at West Virginia	1/7	L, 74-62	10-3-2	4-6-1	DNP	DNP	4-1-1	6-2-0
Cincinnati	1/9	L, 68-64	14-2-2	6-1-2	DNP	DNP	8-8-3	0-0-1
at St. John's	1/15	W, 69-49	15-8-8	13-10-1	DNP	DNP	0-0-1	0-3-0
at DePaul	1/17	W, 83-75	31-5-2	4-15-1	DNP	DNP	4-7-6	9-0-0
Rutgers	1/21	W, 52-50	11-5-1	9-4-0	DNP	DNP	4-6-2	2-1-2
at Pittsburgh	1/28	L, 72-60	9-1-2	14-6-0	DNP	DNP	0-2-0	5-2-0
Connecticut	2/1	W, 58-44	11-5-2	4-4-1	DNP	DNP	3-2-2	0-1-1
USF	2/4	W, 75-45	11-4-2	12-4-4	2-0-0	0-0-1	5-4-1	10-1-2
at Syracuse	2/8	L, 64-61 (ot)	12-2-1	14-13-3	DNP	DNP	3-3-0	2-1-2
at St. John's	2/12	W, 71-61	11-6-3	11-8-1	DNP	DNP	7-8-5	0-0-0
at Providence	2/18	W, 63-53	13-6-4	4-2-1	DNP	DNP	9-1-3	2-2-0
at Seton Hall	2/21	L, 73-55	7-1-2	8-6-1	2-0-0	DNP	0-3-0	8-1-0
Villanova	2/25	W, 67-46	15-6-1	15-6-2	4-2-0	0-0-0	3-1-3	5-2-0
Notre Dame	2/27	W, 59-41	13-6-1	6-10-3	0-0-0	0-0-0	4-2-2	0-0-0
at Marquette	3/3	L, 83-69	11-3-1	19-5-0	0-0-0	DNP	3-4-2	2-2-1
vs. Pittsburgh	3/7	W, 64-52	3-2-2	20-6-1	0-0-0	0-0-0	0-2-0	0-0-0
vs. Cincinnati	3/8	L, 72-70(2ot)	12-4-2	14-7-4	DNP	DNP	0-2-0	1-0-0
vs. Belmont	3/16	W, 74-59	21-4-0	16-8-0	0-0-0	0-0-0	2-2-5	2-1-0

CATEGORY LEADERS

POINTS	G	Pts	Ppg
CLARK, Jason	32	452	14.1
THOMPSON, Hollis	32	400	12.5
SIMS, Henry	32	379	11.8
PORTER, Otto	32	312	9.8
STARKS, Markel	30	216	7.2
WHITTINGTON, Greg	32	136	4.3
LUBICK, Nate	32	112	3.5
TRAWICK, Jabril	32	108	3.4
HOPKINS, Mikael	29	70	2.4
BOWEN, Aaron	14	18	1.3
ADAMS, Tyler	4	10	2.5
CAPRIO, John	11	2	0.2

SCORING AVERAGE	G	Pts	Avg/G
CLARK, Jason	32	452	14.1
THOMPSON, Hollis	32	400	12.5
SIMS, Henry	32	379	11.8
PORTER, Otto	32	312	9.8
STARKS, Markel	30	216	7.2
WHITTINGTON, Greg	32	136	4.3
LUBICK, Nate	32	112	3.5
TRAWICK, Jabril	32	108	3.4
ADAMS, Tyler	4	10	2.5
HOPKINS, Mikael	29	70	2.4
BOWEN, Aaron	14	18	1.3
CAPRIO, John	11	2	0.2

FG PERCENTAGE	FG	ATT	Pct
PORTER, Otto	121	229	.528
LUBICK, Nate	45	86	.523
CLARK, Jason	156	323	.483
SIMS, Henry	131	283	.463
THOMPSON, Hollis	147	319	.461
STARKS, Markel	79	172	.459
ADAMS, Tyler	4	9	.444
HOPKINS, Mikael	22	51	.431
BOWEN, Aaron	8	20	.400
TRAWICK, Jabril	29	73	.397
WHITTINGTON, Greg	47	120	.392
CAPRIO, John	1	7	.143

FIELD GOAL ATTEMPTS	G	Att	Att/G
CLARK, Jason	32	323	10.1
THOMPSON, Hollis	32	319	10.0
SIMS, Henry	32	283	8.8
PORTER, Otto	32	229	7.2
STARKS, Markel	30	172	5.7

FIELD GOALS MADE	G	Md	Md/G
CLARK, Jason	32	156	4.9
THOMPSON, Hollis	32	147	4.6
SIMS, Henry	32	131	4.1
PORTER, Otto	32	121	3.8
STARKS, Markel	30	79	2.6

3-POINT PERCENTAGE	3FG	ATT	Pct
HOPKINS, Mikael	1	2	.500
THOMPSON, Hollis	55	127	.433
STARKS, Markel	35	95	.368
WHITTINGTON, Greg	19	54	.352
BOWEN, Aaron	2	6	.333
CLARK, Jason	47	143	.329
LUBICK, Nate	3	10	.300
PORTER, Otto	11	49	.224
TRAWICK, Jabril	5	23	.217
CAPRIO, John	0	1	.000
SIMS, Henry	0	1	.000

3-POINT FG ATTEMPTS	G	Att	Att/G
CLARK, Jason	32	143	4.5
THOMPSON, Hollis	32	127	4.0
STARKS, Markel	30	95	3.2
WHITTINGTON, Greg	32	54	1.7
PORTER, Otto	32	49	1.5

3-POINT FGS MADE	G	Md	Md/G
THOMPSON, Hollis	32	55	1.7
CLARK, Jason	32	47	1.5
STARKS, Markel	30	35	1.2
WHITTINGTON, Greg	32	19	0.6
PORTER, Otto	32	11	0.3

FT PERCENTAGE	FT	ATT	Pct
ADAMS, Tyler	2	2	1.000
HOPKINS, Mikael	25	32	.781
TRAWICK, Jabril	45	58	.776
CLARK, Jason	93	125	.744
SIMS, Henry	117	166	.705
PORTER, Otto	59	84	.702
STARKS, Markel	23	33	.697
THOMPSON, Hollis	51	77	.662
WHITTINGTON, Greg	23	36	.639
LUBICK, Nate	19	43	.442

FT ATTEMPTS	G	Att	Att/G
SIMS, Henry	32	166	5.2
CLARK, Jason	32	125	3.9
PORTER, Otto	32	84	2.6
THOMPSON, Hollis	32	77	2.4
TRAWICK, Jabril	32	58	1.8

FREE THROWS MADE	G	Md	Md/G
SIMS, Henry	32	117	3.7
CLARK, Jason	32	93	2.9
PORTER, Otto	32	59	1.8
THOMPSON, Hollis	32	51	1.6
TRAWICK, Jabril	32	45	1.4

REBOUNDS	G	Reb	Reb/G
PORTER, Otto	32	217	6.8
SIMS, Henry	32	195	6.1
THOMPSON, Hollis	32	177	5.5
CLARK, Jason	32	131	4.1
LUBICK, Nate	32	123	3.8

REBOUND AVERAGE	G	Reb	Avg/G
PORTER, Otto	32	217	6.8
SIMS, Henry	32	195	6.1
THOMPSON, Hollis	32	177	5.5
CLARK, Jason	32	131	4.1
LUBICK, Nate	32	123	3.8

ASSISTS	G	No.	A/G
SIMS, Henry	32	112	3.5
LUBICK, Nate	32	65	2.0
CLARK, Jason	32	55	1.7
PORTER, Otto	32	51	1.6
STARKS, Markel	30	47	1.6

STEALS	G	No.	S/G
CLARK, Jason	32	54	1.7
PORTER, Otto	32	33	1.0
THOMPSON, Hollis	32	22	0.7
SIMS, Henry	32	21	0.7
WHITTINGTON, Greg	32	19	0.6

OFFENSIVE REBOUNDS	G	No.	Avg/G
PORTER, Otto	32	64	2.0
SIMS, Henry	32	60	1.9
THOMPSON, Hollis	32	43	1.3
LUBICK, Nate	32	41	1.3
WHITTINGTON, Greg	32	36	1.1

DEFENSIVE REBOUNDS	G	No.	Avg/G
PORTER, Otto	32	153	4.8
SIMS, Henry	32	135	4.2
THOMPSON, Hollis	32	134	4.2
CLARK, Jason	32	101	3.2
LUBICK, Nate	32	82	2.6

BLOCKED SHOTS	G	No.	Blk/G
SIMS, Henry	32	44	1.4
PORTER, Otto	32	27	0.8
WHITTINGTON, Greg	32	17	0.5
LUBICK, Nate	32	15	0.5
THOMPSON, Hollis	32	13	0.4


MINUTES	G	No.	Min/G
CLARK, Jason	32	1046	32.7
THOMPSON, Hollis	32	991	31.0
PORTER, Otto	32	942	29.4
SIMS, Henry	32	887	27.7
STARKS, Markel	30	738	24.6

FOULS	G	No.	Per/G
SIMS, Henry	32	85	2.7
WHITTINGTON, Greg	32	72	2.3
THOMPSON, Hollis	32	68	2.1
CLARK, Jason	32	64	2.0
PORTER, Otto	32	63	2.0

FOULOUTS	G	No.
SIMS, Henry	32	3
WHITTINGTON, Greg	32	2
LUBICK, Nate	32	1
PORTER, Otto	32	1

TURNOVERS	G	No.	TO/G
SIMS, Henry	32	91	2.8
CLARK, Jason	32	73	2.3
THOMPSON, Hollis	32	51	1.6
STARKS, Markel	30	42	1.4
PORTER, Otto	32	37	1.2

PLAYER BIOS



JASON CLARK

Senior | Guard | 6-2 | 180

Arlington, Va. | Bishop O'Connell

21

2011-12 Clark Game-by-Game

Date	Opponent	Min.	FG-A	3FG-A	FT-FTA	O-D-R	PF	A	TO	B	S	TP
11/12	Savannah State	31	4-7	1-3	0-0	0-1-1	1	2	2	0	2	9
11/14	UNC Greensboro	20	7-18	1-7	2-2	4-1-5	2	3	1	0	3	17
11/21	vs. Kansas	31	5-13	2-6	3-5	0-5-5	3	1	2	0	2	15
11/22	vs. Chaminade	24	10-12	6-7	2-2	3-2-5	0	1	2	0	0	28
11/23	vs. Memphis	34	9-17	4-7	4-5	0-3-3	4	1	3	0	2	26
11/28	IUPUI	29	1-7	0-4	5-6	0-3-3	1	0	2	0	0	7
12/1	at Alabama	36	7-11	4-7	4-4	1-1-2	1	1	2	0	1	22
12/3	NJIT	18	2-5	2-5	4-4	2-3-5	0	1	5	0	0	10
12/10	Howard	32	1-10	0-2	10-10	0-3-3	2	1	2	0	3	12
12/17	American	29	3-7	1-5	2-2	0-3-3	4	2	3	0	4	9
12/22	Memphis	37	7-12	1-3	3-6	2-3-5	2	1	3	0	4	18
12/28	at Louisville	30	2-8	0-1	3-5	1-4-5	3	1	1	2	0	7
12/31	Providence	34	6-12	1-4	3-3	2-6-8	1	1	1	0	3	16
1/4	Marquette	36	9-14	2-7	6-13	0-5-5	3	1	1	0	1	26
1/7	at West Virginia	29	5-12	0-4	0-0	0-3-3	4	2	2	2	5	10
1/9	Cincinnati	35	6-7	0-1	2-3	0-2-2	2	2	4	2	1	14
1/15	at St. John's	32	6-13	1-5	2-2	2-6-8	3	8	3	0	1	15
1/17	at DePaul	36	11-14	5-7	4-9	1-4-5	3	2	3	1	4	31
1/21	Rutgers	35	1-4	1-3	8-10	1-4-5	2	1	3	1	2	11
1/28	at Pittsburgh	38	3-9	0-5	3-5	0-1-1	2	2	1	0	0	9
2/1	Connecticut	33	5-9	1-2	0-1	0-5-5	3	2	1	0	1	11
2/4	USF	33	4-7	1-2	2-2	0-4-4	1	2	2	0	1	11
2/8	at Syracuse	33	5-8	2-5	0-0	1-1-2	3	1	4	0	2	12
2/12	St. John's	36	4-13	1-8	2-3	2-4-6	3	3	2	0	2	11
2/18	at Providence	37	4-11	3-7	2-3	1-5-6	1	4	2	0	1	13
2/21	at Seton Hall	29	2-4	1-3	2-2	0-1-1	0	2	1	0	1	7
2/25	Villanova	33	5-14	1-5	4-4	1-5-6	2	1	1	0	1	15
2/27	Notre Dame	33	5-7	1-2	2-2	1-5-6	1	1	1	1	1	13
3/3	at Marquette	36	4-14	1-7	2-4	2-1-3	2	1	8	0	2	11
3/7	vs. Pittsburgh	30	0-4	0-3	3-4	0-2-2	2	2	2	0	1	3
3/8	vs. Cincinnati	48	4-8	0-1	4-4	1-3-4	3	2	1	0	1	12
3/16	vs. Belmont	34	9-12	3-5	0-0	2-2-4	0	0	2	0	2	21

Clark's Career Highs

POINTS

CAREER: 31 at DePaul (1/17/12)

SEASON: 31 at DePaul (1/17/12)

FIELD GOALS

CAREER: 11, two times (last at DePaul, 1/17/12)

SEASON: 11 at DePaul (1/17/12)

FIELD GOALS ATTEMPTED

CAREER: 20 at Missouri (11/30/10)

SEASON: 18 vs. UNC Greensboro (11/14/11)

FREE THROWS

CAREER: 10 vs. Howard (12/10/11)

SEASON: 10 vs. Howard (12/10/11)

FREE THROWS ATTEMPTED

CAREER: 13 vs. Marquette (1/4/12)

SEASON: 13 vs. Marquette (1/4/12)

THREE-POINT FIELD GOALS

CAREER: 6, two times (last vs. Chaminade, 11/22/11)

SEASON: 6, two times (last vs. Chaminade, 11/22/11)

THREE-POINT FIELD GOALS ATTEMPTED

CAREER: 9, two times (last vs. Providence, 2/5/11)

SEASON: 7, six times (last at DePaul, 1/17/12)

REBOUNDS

CAREER: 11 vs. Tulane (11/15/10)

SEASON: 8, two times (last at St. John's, 1/15/12)

ASSISTS

CAREER: 8 at St. John's (1/15/12)

SEASON: 8 at St. John's (1/15/12)

STEALS

CAREER: 5, four times (last at West Virginia, 1/7/12)

SEASON: 5 at West Virginia (1/7/12)

BLOCKS

CAREER: 2, four times (last vs. Cincinnati, 1/9/12)

SEASON: 2, three times (last vs. Cincinnati, 1/9/12)

MINUTES

CAREER: 48 vs. Cincinnati (3/8/12)

SEASON: 48 vs. Cincinnati (3/8/12)


CLARK'S CAREER STATISTICS

Year	G/GS	FG-FGA	Pct.	3FG-A	Pct.	FT-A	Pct.	A	TO	B	S	Reb.	RPG	Pts.	PPG
2008-09	31/0	57-115	.496	17-50	.340	30-36	.833	25	46	6	20	80	2.6	161	5.2
2009-10	34/34	121-255	.475	67-158	.424	47-62	.758	67	67	6	49	131	3.9	356	10.5
2010-11	32/32	138-286	.483	51-147	.347	57-74	.770	56	69	7	47	130	4.1	384	12.0
2011-12	32/32	156-323	.483	47-143	.329	93-125	.744	55	73	9	54	131	4.1	452	14.1
TOTAL	129/98	472-979	.482	182-498	.365	227-297	.764	203	255	28	170	472	3.7	1,353	10.5

CLARK'S CAREER BIG EAST STATISTICS

Year	G/GS	FG-FGA	Pct.	3FG-A	Pct.	FT-A	Pct.	A	TO	B	S	Reb.	RPG	Pts.	PPG
2008-09	18/0	38-76	.500	11-29	.379	9-14	.643	18	27	5	9	43	2.4	96	5.3
2009-10	18/18	57-133	.429	36-84	.429	29-39	.744	27	39	6	17	64	3.6	179	9.9
2010-11	18/18	66-148	.446	24-80	.300	32-41	.780	30	35	2	24	74	4.1	188	10.4
2011-12	18/18	87-180	.483	22-78	.282	47-71	.662	37	41	9	29	81	4.5	243	13.5
TOTAL	72/54	248-537	.462	93-271	.343	117-165	.709	112	142	22	79	262	3.6	706	9.8

PLAYER BIOS



HENRY SIMS

Senior | Center | 6-10 | 245

Baltimore, Md. | Mount St. Joseph

14

2011-12 Sims Game-by-Game

Date	Opponent	Min.	FG-A	3FG-A	FT-FTA	O-D-R	PF	A	TO	B	S	TP
11/12	Savannah State	24	9-11	0-0	1-1	2-4-6	3	5	2	3	0	19
11/14	UNC Greensboro	17	2-3	0-0	4-4	2-5-7	0	3	2	0	1	8
11/21	vs. Kansas	24	2-9	0-0	4-5	2-4-6	3	1	2	2	0	8
11/22	vs. Chaminade	16	3-4	0-0	2-6	3-1-4	2	7	0	2	2	8
11/23	vs. Memphis	34	10-17	0-0	4-5	5-3-8	3	5	4	1	1	24
11/28	IUPUI	25	6-10	0-0	2-2	1-3-4	4	3	1	1	0	14
12/1	at Alabama	27	5-10	0-0	3-4	0-3-3	2	3	3	1	2	13
12/3	NJIT	16	2-3	0-0	4-4	0-5-5	0	4	0	2	0	8
12/10	Howard	23	2-5	0-0	3-4	1-5-6	4	2	1	2	1	7
12/17	American	26	7-10	0-0	3-4	0-3-3	1	6	3	2	0	17
12/22	Memphis	34	3-12	0-0	6-9	3-6-9	2	2	5	2	2	12
12/28	at Louisville	26	2-8	0-0	3-4	0-3-3	3	4	3	0	0	7
12/31	Providence	31	2-13	0-0	7-9	3-4-7	2	3	4	4	1	11
1/4	Marquette	31	5-6	0-0	3-4	1-4-5	3	5	4	2	2	13
1/7	at West Virginia	28	3-10	0-0	4-4	2-3-5	5	6	3	1	0	10
1/9	Cincinnati	29	4-9	0-0	2-4	1-2-3	1	2	5	1	1	10
1/15	at St. John's	24	1-5	0-0	6-8	2-2-4	4	1	3	0	0	8
1/17	at DePaul	23	6-9	0-0	4-6	4-3-7	5	2	3	1	0	16
1/21	Rutgers	36	2-9	0-0	8-13	1-9-10	2	2	4	3	1	12
1/28	at Pittsburgh	33	5-10	0-0	0-0	0-4-4	1	5	4	2	1	10
2/1	Connecticut	32	4-10	0-0	5-6	0-4-4	4	3	7	2	1	13
2/4	USF	31	3-7	0-0	7-10	1-8-9	2	5	2	1	1	13
2/8	at Syracuse	25	1-12	0-0	4-4	4-4-8	4	3	3	0	0	6
2/12	St. John's	20	3-4	0-0	3-4	1-1-2	3	3	1	1	0	9
2/18	at Providence	35	4-7	0-0	2-5	2-5-7	3	5	2	2	1	10
2/21	at Seton Hall	25	2-6	0-0	3-6	3-0-3	2	2	4	2	2	7
2/25	Villanova	24	4-5	0-0	4-6	4-2-6	4	0	3	0	0	12
2/27	Noire Dame	34	4-10	0-0	4-4	1-5-6	2	5	2	1	1	12
3/3	at Marquette	25	2-7	0-0	1-2	4-5-9	5	2	1	0	0	5
3/7	vs. Pittsburgh	36	7-10	0-0	6-10	3-10-13	2	5	3	1	0	20
3/8	vs. Cincinnati	46	11-20	0-1	0-2	3-12-15	2	3	4	2	0	22
3/16	vs. Belmont	27	5-12	0-0	5-7	1-3-4	2	5	3	0	0	15

Sims' Career Highs

POINTS

CAREER: 24 vs. Memphis (11/23/11)

SEASON: 24 vs. Memphis (11/23/11)

FIELD GOALS

CAREER: 11 vs. Cincinnati (3/8/12)

SEASON: 11 vs. Cincinnati (3/8/12)

FIELD GOALS ATTEMPTED

CAREER: 20 vs. Cincinnati (3/8/12)

SEASON: 20 vs. Cincinnati (3/8/12)

FREE THROWS

CAREER: 8 vs. Rutgers (1/21/12)

SEASON: 8 vs. Rutgers (1/21/12)

FREE THROWS ATTEMPTED

CAREER: 13 vs. Rutgers (1/21/12)

SEASON: 13 vs. Rutgers (1/21/12)

THREE-POINT FIELD GOALS

CAREER: 1, two times (last vs. FIU, 12/23/08)

SEASON: none

THREE-POINT FIELD GOALS ATTEMPTED

CAREER: 2 vs. FIU (12/23/08)

SEASON: 1 vs. Cincinnati (3/8/12)

REBOUNDS

CAREER: 15 vs. Cincinnati (3/8/12)

SEASON: 15 vs. Cincinnati (3/8/12)

ASSISTS

CAREER: 7 vs. Chaminade (11/22/11)

SEASON: 7 vs. Chaminade (11/22/11)

STEALS

CAREER: 2, seven times (last at Seton Hall, 2/21/12)

SEASON: 2, five times (last at Seton Hall, 2/21/12)

BLOCKS

CAREER: 4 vs. Providence (12/31/11)

SEASON: 4 vs. Providence (12/31/11)

MINUTES

CAREER: 46 vs. Cincinnati (3/8/12)

SEASON: 46 vs. Cincinnati (3/8/12)

SIMS' CAREER STATISTICS

Year	G/GS	FG-FGA	Pct.	3FG-A	Pct.	FT-A	Pct.	A	TO	B	S	Reb.	RPG	Pts.	PPG
2008-09	28/0	21-52	.404	2-12	.167	10-17	.588	8	13	16	8	48	1.7	54	1.9
2009-10	28/0	13-26	.500	0-3	.000	13-23	.565	7	17	12	3	38	1.4	39	1.4
2010-11	32/1	48-83	.578	0-1	.000	19-38	.500	38	35	21	9	101	3.2	115	3.6
2011-12	32/32	131-283	.463	0-1	.000	117-166	.705	112	91	44	21	195	6.1	379	11.8
TOTALS	120/33	213-444	.480	2-17	.118	159-244	.652	165	156	93	41	382	3.2	587	4.9

SIMS' CAREER BIG EAST STATISTICS

Year	G/GS	FG-FGA	Pct.	3FG-A	Pct.	FT-A	Pct.	A	TO	B	S	Reb.	RPG	Pts.	PPG
2008-09	16/0	12-26	.462	0-2	.000	7-13	.536	6	6	5	4	24	1.5	31	1.9
2009-10	15/0	3-10	.300	0-1	.000	1-6	.167	3	6	3	2	12	0.8	7	0.5
2010-11	18/0	24-43	.558	0-1	.000	10-22	.455	13	18	10	3	53	2.9	58	3.2
2011-12	18/18	57-147	.388	0-0	.000	70-99	.707	58	58	23	12	102	5.7	184	10.2
TOTALS	67/18	96-226	.425	0-4	.000	88-140	.629	80	88	41	21	191	2.9	280	4.2

PLAYER BIOS



HOLLIS THOMPSON

Junior | Forward | 6-8 | 212

Los Angeles, Calif. | Loyola

1

2011-12 Thompson Game-by-Game

Date	Opponent	Min.	FG-A	3FG-A	FT-FTA	O-D-R	PF	A	TO	B	S	TP
11/12	Savannah State	25	5-8	2-3	1-1	2-2-4	1	4	1	1	1	13
11/14	UNC Greensboro	18	7-10	5-6	0-0	2-2-4	0	1	1	0	0	19
11/21	vs. Kansas	34	5-9	2-5	2-2	0-5-5	3	0	2	1	1	14
11/22	vs. Chaminade	27	3-7	1-3	2-2	1-4-5	2	2	2	1	0	9
11/23	vs. Memphis	37	5-9	0-0	2-3	2-5-7	1	2	0	0	1	12
11/28	IUPUI	30	9-15	2-5	1-1	2-8-10	3	2	0	0	2	21
12/1	at Alabama	34	5-13	2-5	0-0	3-5-8	2	3	0	1	0	12
12/3	NJIT	19	7-10	6-7	0-0	0-1-1	3	3	1	0	0	20
12/10	Howard	32	2-8	0-4	8-11	0-6-6	2	0	3	0	1	12
12/17	American	30	6-12	0-2	3-3	1-7-8	1	2	0	0	0	15
12/22	Memphis	38	5-10	2-6	5-6	4-5-9	2	1	3	0	0	17
12/28	at Louisville	31	4-10	2-2	0-0	1-4-5	1	1	4	0	1	10
12/31	Providence	29	2-9	0-3	0-0	0-3-3	3	1	0	0	0	4
1/4	Marquette	30	6-7	4-5	0-0	0-3-3	3	2	1	0	0	16
1/7	at West Virginia	37	7-13	1-3	5-10	2-3-5	3	0	2	1	2	20
1/9	Cincinnati	36	5-6	4-4	0-0	1-4-5	3	2	2	0	2	14
1/15	at St. John's	37	7-13	5-9	1-4	1-4-5	2	2	1	0	4	20
1/17	at DePaul	38	6-15	2-4	0-2	2-3-5	2	2	1	1	2	14
1/21	Rutgers	21	1-5	0-3	2-2	0-1-1	3	0	1	1	0	4
1/28	at Pittsburgh	25	5-12	1-3	0-0	0-2-2	0	1	2	0	1	11
2/1	Connecticut	37	7-15	3-7	1-1	0-9-9	3	1	3	0	2	18
2/4	USF	25	3-6	0-2	1-1	1-2-3	0	0	1	0	0	7
2/8	at Syracuse	37	4-9	2-5	0-0	4-6-10	4	2	1	0	0	10
2/12	St. John's	31	3-6	1-3	3-4	2-2-4	4	0	3	0	0	10
2/18	at Providence	34	5-13	2-4	1-2	2-8-10	2	0	3	0	0	13
2/21	at Seton Hall	32	3-9	2-4	0-0	1-5-6	2	2	3	0	1	8
2/25	Villanova	27	4-11	0-4	2-6	1-5-6	2	4	1	1	1	10
2/27	Notre Dame	28	2-7	0-2	1-2	1-5-6	2	0	3	0	0	5
3/3	at Marquette	27	6-14	3-5	4-6	4-3-7	4	4	0	1	0	19
3/7	vs. Pittsburgh	32	1-6	0-2	5-6	0-3-3	3	0	2	2	0	7
3/8	vs. Cincinnati	45	4-13	1-4	1-2	3-5-8	1	1	3	2	0	10
3/16	vs. Belmont	28	3-9	0-3	0-0	0-4-4	1	1	1	0	0	6

Thompson's Career Highs

POINTS

CAREER: 26 vs. VCU (3/18/11)

SEASON: 21 vs. IUPUI (11/28/11)

FIELD GOALS

CAREER: 9 vs. IUPUI (11/28/11)

SEASON: 9 vs. IUPUI (11/28/11)

FIELD GOALS ATTEMPTED

CAREER: 15, three times (last vs. Connecticut, 2/1/12)

SEASON: 15, three times (last vs. Connecticut, 2/1/12)

FREE THROWS

CAREER: 8 vs. Howard (12/10/11)

SEASON: 8 vs. Howard (12/10/11)

FREE THROWS ATTEMPTED

CAREER: 11 vs. Howard (12/10/11)

SEASON: 11 vs. Howard (12/10/11)

THREE-POINT FIELD GOALS

CAREER: 6 vs. NJIT (12/3/11)

SEASON: 6 vs. NJIT (12/3/11)

THREE-POINT FIELD GOALS ATTEMPTED

CAREER: 9 at St. John's (1/15/12)

SEASON: 9 at St. John's (1/15/12)

REBOUNDS

CAREER: 13 vs. Marquette (2/13/11)

SEASON: 10, three times (last at Providence, 2/18/12)

ASSISTS

CAREER: 4, three times (last at Marquette, 3/3/12)

SEASON: 4, three times (last at Marquette, 3/3/12)

STEALS

CAREER: 4 at St. John's (1/15/12)

SEASON: 4 at St. John's (1/15/12)

BLOCKS

CAREER: 3 at Savannah State (11/21/09)

SEASON: 2, two times (last vs. Cincinnati, 3/8/12)

MINUTES

CAREER: 45 vs. Cincinnati (3/8/12)

SEASON: 45 vs. Cincinnati (3/8/12)


THOMPSON'S CAREER STATISTICS

Year	G/GS	FG-FGA	Pct.	3FG-A	Pct.	FT-A	Pct.	A	TO	B	S	Reb.	RPG	Pts.	PPG
2009-10	34/2	55-122	.451	28-64	.438	24-39	.615	33	26	14	31	80	2.4	162	4.8
2010-11	32/22	98-189	.519	42-92	.457	36-50	.720	23	26	14	25	142	4.4	274	8.6
2011-12	32/32	147-319	.461	55-127	.433	51-77	.662	46	51	13	22	177	5.5	400	12.5
TOTAL	98/56	300-630	.476	125-283	.442	111-166	.669	102	103	41	78	399	4.1	836	8.5

THOMPSON'S CAREER BIG EAST STATISTICS

Year	G/GS	FG-FGA	Pct.	3FG-A	Pct.	FT-A	Pct.	A	TO	B	S	Reb.	RPG	Pts.	PPG
2009-10	18/2	24-67	.358	11-33	.333	13-19	.684	18	15	4	19	41	2.3	72	4.0
2010-11	18/9	49-103	.476	22-51	.431	16-22	.727	10	13	9	12	73	4.1	136	7.6
2011-12	18/18	80-180	.444	32-72	.444	21-40	.525	24	32	5	16	95	5.3	213	11.8
TOTAL	54/29	153-350	.437	65-156	.417	50-81	.617	52	60	18	47	209	3.9	421	7.8

PLAYER BIOS



MOSES AYEGBA

Sophomore | Center | 6-9 | 250

Kano, Nigeria | Progressive Christian (Md.)

32

AYEGBA'S CAREER STATISTICS

Year	G/GS	FG-FGA	Pct.	3FG-A	Pct.	FT-A	Pct.	A	TO	B	S	Reb.	RPG	Pts.	PPG
2010-11	6/0	2-3	.667	0-0	.000	6-9	.667	2	3	2	3	3	0.5	10	1.7
TOTAL	6/0	2-3	.667	0-0	.000	6-9	.667	2	3	2	3	3	0.5	10	1.7



JOHN CAPRIO

Sophomore | Guard | 6-6 | 220

North Caldwell, N.J. | Seton Hall Prep


25

2011-12 Caprio Game-by-Game

Date	Opponent	Min.	FG-A	3FG-A	FT-FTA	O-D-R	PF	A	TO	B	S	TP
11/12	Savannah State	2	0-0	0-0	0-0	0-0-0	0	1	0	0	0	0
11/14	UNC Greensboro	4	0-2	0-0	0-0	1-1-2	0	0	2	1	0	0
11/22	vs. Chaminade	4	0-0	0-0	0-0	0-1-1	0	0	1	0	1	0
11/28	IUPUI	0	0-0	0-0	0-0	0-0-0	0	1	0	0	0	0
12/3	NJIT	6	1-3	0-1	0-0	2-0-2	0	0	3	1	0	2
12/17	American	1	0-0	0-0	0-0	0-1-1	0	0	0	0	0	0
2/4	South Florida	2	0-1	0-0	0-0	0-0-0	0	1	0	0	0	0
2/25	Villanova	2	0-1	0-0	0-0	0-0-0	1	0	0	0	0	0
2/27	Notre Dame	1	0-0	0-0	0-0	0-0-0	0	0	0	0	0	0
3/7	vs. Pittsburgh	1	0-0	0-0	0-0	0-0-0	0	0	0	0	0	0
3/16	vs. Belmont	0+	0-0	0-0	0-0	0-0-0	0	0	0	0	0	0

CAPRIO'S CAREER STATISTICS

Year	G/GS	FG-FGA	Pct.	3FG-A	Pct.	FT-A	Pct.	A	TO	B	S	Reb.	RPG	Pts.	PPG
2010-11	4/0	0-1	.000	0-0	.000	2-4	.500	0	1	0	0	1	0.3	2	0.5
2011-12	11/0	1-7	.143	0-1	.000	0-0	.000	3	6	2	1	6	0.5	2	0.2
TOTAL	15/0	1-8	.125	0-1	.000	2-4	.500	3	7	2	1	7	0.5	4	0.3



AARON BOWEN

Redshirt Freshman | Forward | 6-6 | 205
Jacksonville, Fla. | QEA (N.C.)

23

2011-12 Bowen Game-by-Game

Date	Opponent	Min.	FG-A	3FG-A	FT-FTA	O-D-R	PF	A	TO	B	S	TP
11/12	Savannah State	3	0-0	0-0	0-0	0-1-1	1	1	0	0	1	0
11/14	UNC Greensboro	13	2-5	1-2	0-0	0-0-0	0	0	1	0	0	5
11/21	vs. Kansas				DNP							
11/22	vs. Chaminade	5	0-2	0-0	0-0	0-0-0	0	0	0	0	0	0
11/23	vs. Memphis				DNP							
11/28	IUPUI	2	1-1	1-1	0-0	0-1-1	1	0	0	0	0	3
12/1	at Alabama				DNP							
12/3	NJIT	14	1-3	0-0	0-0	0-1-1	2	0	1	0	1	2
12/10	Howard	2	0-1	0-0	0-0	0-0-0	0	0	0	0	0	0
12/17	American	2	0-1	0-1	0-0	0-0-0	3	0	0	0	0	0
12/22	Memphis				DNP							
12/28	at Louisville				DNP							
12/31	Providence				DNP							
1/4	Marquette				DNP							
1/7	at West Virginia				DNP							
1/9	Cincinnati				DNP							
1/15	at St. John's				DNP							
1/17	at DePaul				DNP							
1/21	Rutgers				DNP							
1/28	at Pittsburgh				DNP							
2/1	Connecticut				DNP							
2/4	USF	3	1-1	0-0	0-0	0-0-0	0	0	0	0	1	2
2/8	at Syracuse				DNP							
2/12	St. John's				DNP							
2/18	at Providence				DNP							
2/21	at Seton Hall	2	1-1	0-0	0-0	0-0-0	1	0	0	0	0	2
2/25	Villanova	3	2-2	0-0	0-0	1-1-2	1	0	0	0	0	4
2/27	Notre Dame	1	0-2	0-2	0-0	0-0-0	0	0	0	0	0	0
3/3	at Marquette	2	0-1	0-0	0-0	0-1-1	0	0	0	0	0	0
3/7	vs. Pittsburgh	1	0-0	0-0	0-0	0-0-0	0	0	0	0	0	0
3/16	vs. Belmont	0+	0-0	0-0	0-0	0-0-0	0	0	0	0	0	0

Bowen's Career Highs

POINTS

CAREER: 5, two times (last vs. UNC Greensboro, 11/14/11)
 SEASON: 5 vs. UNC Greensboro (11/14/11)

FIELD GOALS

CAREER: 2, three times (last vs. Villanova, 2/25/12)
 SEASON: 2, two times (last vs. Villanova, 2/25/12)

FIELD GOALS ATTEMPTED

CAREER: 5 vs. UNC Greensboro (11/14/11)
 SEASON: 5 vs. UNC Greensboro, 11/14/11)

FREE THROWS

CAREER: 1 vs. Loyola (Md.) (12/18/10)
 SEASON: none

FREE THROWS ATTEMPTED

CAREER: 2 vs. Loyola (Md.) (12/18/10)
 SEASON: none

THREE-POINT FIELD GOALS

CAREER: 1, two times (last vs. IUPUI, 11/28/11)
 SEASON: 1, two times (last vs. IUPUI, 11/28/11)

THREE-POINT FIELD GOALS ATTEMPTED

CAREER: 2, two times (last vs. UNC Greensboro, 11/14/11)
 SEASON: 2 vs. UNC Greensboro (11/14/11)

REBOUNDS

CAREER: 2, two times (last vs. Villanova, 2/25/12)
 SEASON: 2 vs. Villanova (2/25/12)

ASSISTS

CAREER: 1 vs. Savannah State (11/12/11)
 SEASON: 1 vs. Savannah State (11/12/11)

STEALS

CAREER: 1, three times (last vs. South Florida, 2/4/12)
 SEASON: 1, three times (last vs. South Florida, 2/4/12)

BLOCKS

CAREER: 1 vs. Appalachian State (12/12/10)
 SEASON: none

MINUTES

CAREER: 14 vs. NJIT (12/3/11)
 SEASON: 14 vs. NJIT (12/3/11)

BOWEN'S CAREER STATISTICS

Year	G/GS	FG-FGA	Pct.	3FG-A	Pct.	FT-A	Pct.	A	TO	B	S	Reb.	RPG	Pts.	PPG
2010-11	7/0	3-9	.333	0-5	.000	1-5	.200	0	3	1	0	4	0.6	7	1.0
2011-12	14/0	8-20	.400	2-6	.333	0-0	.000	1	2	0	3	6	0.4	18	1.3
TOTAL	21/0	11-29	.379	2-11	.182	1-5	.200	1	5	1	3	10	0.5	25	1.2



NATE LUBICK

Sophomore | Forward | 6-8 | 235

Southborough, Mass. | St. Mark's

34

2011-12 Lubick Game-by-Game

Date	Opponent	Min.	FG-A	3FG-A	FT-FTA	O-D-R	PF	A	TO	B	S	TP
11/12	Savannah State	28	4-6	0-0	0-2	1-6-7	0	5	1	0	0	8
11/14	UNC Greensboro	17	2-2	0-0	2-2	0-3-3	2	1	0	0	0	6
11/21	vs. Kansas	29	1-4	0-2	2-4	2-1-3	4	2	2	0	0	4
11/22	vs. Chaminade	19	2-3	0-0	1-2	0-3-3	3	3	1	0	0	5
11/23	vs. Memphis	16	0-6	0-0	0-0	1-3-4	0	1	0	1	0	0
11/28	IUPUI	26	3-9	1-1	1-2	6-8-14	3	5	0	1	1	8
12/1	at Alabama	14	1-1	0-0	0-0	0-2-2	3	2	1	0	1	2
12/3	NJIT	15	1-1	0-0	0-0	2-3-5	0	1	0	0	1	2
12/10	Howard	25	1-3	0-0	2-5	4-4-8	2	3	2	1	1	4
12/17	American	21	2-3	0-0	0-0	1-4-5	1	1	3	0	1	4
12/22	Memphis	17	0-1	0-0	2-2	2-2-4	3	3	1	0	0	2
12/28	at Louisville	12	1-2	0-1	0-0	0-0-0	3	1	1	0	0	2
12/31	Providence	20	2-5	0-1	0-2	1-3-4	2	1	0	2	1	4
1/4	Marquette	12	1-1	0-0	0-0	0-1-1	1	1	1	0	0	2
1/7	at West Virginia	15	2-2	0-0	0-0	1-2-3	5	0	1	0	0	4
1/9	Cincinnati	23	4-5	0-0	0-0	3-5-8	2	3	3	1	0	8
1/15	at St. John's	11	0-2	0-0	0-0	0-0-0	1	1	0	1	0	0
1/17	at DePaul	27	2-5	0-0	0-0	3-4-7	1	6	3	0	1	4
1/21	Rutgers	23	1-2	0-1	2-4	3-3-6	1	2	0	2	1	4
1/28	at Pittsburgh	20	0-2	0-1	0-0	1-1-2	2	0	0	0	1	0
2/1	Connecticut	18	1-1	0-0	1-2	1-1-2	3	2	1	0	0	3
2/4	USF	18	2-4	0-0	1-1	1-3-4	1	1	1	0	0	5
2/8	at Syracuse	7	1-2	0-0	1-2	1-2-3	0	0	0	1	0	3
2/12	St. John's	27	3-3	0-0	1-3	2-6-8	3	5	0	4	0	7
2/18	at Providence	19	3-3	1-1	2-4	0-1-1	4	3	0	0	0	9
2/21	at Seton Hall	9	0-0	0-0	0-0	1-2-3	3	0	0	0	0	0
2/25	Villanova	29	1-1	1-1	0-0	0-1-1	3	3	3	0	0	3
2/27	Notre Dame	16	2-2	0-0	0-0	1-1-2	1	2	0	0	0	4
3/3	at Marquette	20	1-3	0-0	1-6	2-2-4	2	2	0	1	1	3
3/7	vs. Pittsburgh	6	0-0	0-0	0-0	1-1-2	0	0	1	0	0	0
3/8	vs. Cincinnati	6	0-1	0-1	0-0	0-2-2	1	0	0	0	0	0
3/16	vs. Belmont	19	1-1	0-0	0-0	0-2-2	2	5	3	0	0	2

Lubick's Career Highs

POINTS

CAREER: 11 vs. Appalachian State (12/12/10)

SEASON: 9 at Providence (2/18/12)

FIELD GOALS

CAREER: 4, four times (last vs. Cincinnati, 1/9/12)

SEASON: 4, two times (last vs. Cincinnati, 1/9/12)

FIELD GOALS ATTEMPTED

CAREER: 9 vs. IUPUI (11/28/11)

SEASON: 9 vs. IUPUI (11/28/11)

FREE THROWS

CAREER: 5 at St. John's (1/3/11)

SEASON: 2, five times (last at Providence, 2/18/12)

FREE THROWS ATTEMPTED

CAREER: 6, two times (last at Marquette, 3/3/12)

SEASON: 6 at Marquette (3/3/12)

THREE-POINT FIELD GOALS

CAREER: 1, seven times (last vs. Villanova, 2/25/12)

SEASON: 1, three times (last vs. Villanova, 2/25/12)

THREE-POINT FIELD GOALS ATTEMPTED

CAREER: 2, four times (last vs. Kansas, 11/21/11)

SEASON: 2 vs. Kansas (11/21/11)

REBOUNDS

CAREER: 14 vs. IUPUI (11/28/11)

SEASON: 14 vs. IUPUI (11/28/11)

ASSISTS

CAREER: 6 at DePaul (1/17/12)

SEASON: 6 at DePaul (1/17/12)

STEALS

CAREER: 2, two times (last at Rutgers, 1/15/11)

SEASON: 1, 10 times (last at Marquette, 3/3/12)

BLOCKS

CAREER: 4 vs. St. John's (2/12/12)

SEASON: 4 vs. St. John's (2/12/12)

MINUTES

CAREER: 29, three times (last vs. Villanova, 2/25/12)

SEASON: 29, two times (last vs. Villanova, 2/25/12)


LUBICK'S CAREER STATISTICS

Year	G/GS	FG-FGA	Pct.	3FG-A	Pct.	FT-A	Pct.	A	TO	B	S	Reb.	RPG	Pts.	PPG
2010-11	32/13	49-91	.538	4-17	.235	27-40	.675	42	33	9	8	113	3.5	129	4.0
2011-12	32/32	45-86	.523	3-10	.300	19-43	.442	65	29	15	10	123	3.8	112	3.5
TOTAL	64/45	94-177	.531	7-27	.259	46-83	.554	107	62	24	18	236	3.7	241	3.8

LUBICK'S CAREER BIG EAST STATISTICS

Year	G/GS	FG-FGA	Pct.	3FG-A	Pct.	FT-A	Pct.	A	TO	B	S	Reb.	RPG	Pts.	PPG
2010-11	18/11	31-57	.544	3-11	.273	18-29	.621	25	17	6	5	64	3.6	83	4.6
2011-12	18/18	27-45	.600	2-6	.333	9-24	.375	33	14	12	5	59	3.3	65	3.6
TOTAL	36/29	58-102	.569	5-17	.294	27-53	.509	58	31	18	10	123	3.4	148	4.1

PLAYER BIOS



MARKEL STARKS

Sophomore | Guard | 6-2 | 175
Accokeek, Md. | Georgetown Prep

5

2011-12 Starks Game-by-Game

Date	Opponent	Min.	FG-A	3FG-A	FT-FTA	O-D-R	PF	A	TO	B	S	TP
11/12	Savannah State	25	2-5	2-4	2-2	0-0-0	2	1	2	0	2	8
11/14	UNC Greensboro	18	4-6	2-4	1-2	0-1-1	3	0	0	0	1	11
11/21	vs. Kansas	25	3-5	0-2	1-2	0-2-2	0	0	1	0	0	7
11/22	vs. Chaminade	23	3-7	1-4	0-0	0-1-1	0	3	3	0	0	7
11/23	vs. Memphis	22	3-5	2-3	4-4	0-0-0	4	1	0	0	0	12
11/28	IUPUI	31	6-9	0-1	1-2	1-0-1	0	4	3	0	0	13
12/1	at Alabama	32	1-6	0-4	1-2	1-3-4	3	2	2	0	0	3
12/3	NJIT	18	2-4	2-4	3-4	0-2-2	0	1	0	0	0	9
12/10	Howard	26	2-7	1-3	0-0	0-0-0	4	1	1	0	0	5
12/17	American	32	6-8	4-6	2-2	0-0-0	1	2	2	0	0	18
12/22	Memphis	31	5-12	2-4	2-3	1-0-1	3	3	1	0	2	14
12/28	at Louisville	29	7-8	4-4	2-2	1-2-3	1	0	3	0	0	20
12/31	Providence	25	2-3	1-2	0-0	2-0-2	4	1	1	0	0	5
1/4	Marquette	17	0-5	0-4	0-0	0-0-0	2	2	4	0	2	0
1/7	at West Virginia	24	2-6	0-3	0-0	0-1-1	3	1	2	0	1	4
1/9	Cincinnati	31	4-8	2-4	0-0	0-3-3	1	1	1	0	1	10
1/15	at St. John's	24	1-4	1-3	0-0	1-2-3	2	3	1	1	1	3
1/17	at DePaul				DNP							
1/21	Rutgers	19	1-4	1-4	0-0	0-1-1	4	1	1	0	0	3
1/28	at Pittsburgh	18	2-4	1-1	0-0	1-0-1	4	3	3	0	1	5
2/1	Connecticut	17	0-1	0-0	2-2	0-1-1	0	1	2	0	1	2
2/4	USF	27	4-6	2-4	0-0	0-4-4	3	1	0	0	0	10
2/8	at Syracuse	22	3-10	1-8	0-0	0-1-1	0	1	0	1	1	7
2/12	St. John's	27	4-7	3-5	0-0	0-2-2	1	4	1	0	0	11
2/18	at Providence	31	2-3	1-2	1-2	0-6-6	2	3	3	2	0	6
2/21	at Seton Hall	26	1-9	0-4	0-0	1-1-2	1	1	0	0	0	2
2/25	Villanova				DNP							
2/27	Noire Dame	22	2-3	0-1	0-0	0-1-1	2	2	2	0	0	4
3/3	at Marquette	26	1-7	1-4	0-0	0-1-1	2	1	1	0	1	3
3/7	vs. Pittsburgh	21	1-2	0-1	1-2	0-1-1	1	0	1	0	3	3
3/8	vs. Cincinnati	29	4-6	1-1	0-2	0-3-3	1	2	0	0	1	9
3/16	vs. Belmont	20	1-2	0-1	0-0	0-1-1	2	1	1	0	0	2

Starks' Career Highs

POINTS

CAREER: 20 vs. Louisville (12/28/11)

SEASON: 20 vs. Louisville (12/28/11)

FIELD GOALS

CAREER: 7 vs. Louisville (12/28/11)

SEASON: 7 vs. Louisville (12/28/11)

FIELD GOALS ATTEMPTED

CAREER: 12 vs. Memphis (12/22/11)

SEASON: 12 vs. Memphis (12/22/11)

FREE THROWS

CAREER: 4 vs. Memphis (11/23/11)

SEASON: 4 vs. Memphis (11/23/11)

FREE THROWS ATTEMPTED

CAREER: 4, two times (last vs. NJIT, 12/3/11)

SEASON: 4, two times (last vs. NJIT, 12/3/11)

THREE-POINT FIELD GOALS

CAREER: 4, two times (last vs. Louisville, 12/28/11)

SEASON: 4, two times (last vs. Louisville, 12/28/11)

THREE-POINT FIELD GOALS ATTEMPTED

CAREER: 8 at Syracuse (2/8/12)

SEASON: 8 at Syracuse (2/8/12)

REBOUNDS

CAREER: 6 at Providence (2/18/12)

SEASON: 6 at Providence (2/18/12)

ASSISTS

CAREER: 4, two times (last vs. St. John's, 2/12/12)

SEASON: 4, two times (last vs. St. John's, 2/12/12)

STEALS

CAREER: 3 vs. Pittsburgh (3/7/12)

SEASON: 3 vs. Pittsburgh (3/7/12)

BLOCKS

CAREER: 2 at Providence (2/18/12)

SEASON: 2 at Providence (2/18/12)

MINUTES

CAREER: 32, two times (last vs. American, 12/17/11)

SEASON: 32, two times (last vs. American, 12/17/11)

STARKS' CAREER STATISTICS

Year	G/GS	FG-FGA	Pct.	3FG-A	Pct.	FT-A	Pct.	A	TO	B	S	Reb.	RPG	Pts.	PPG
2010-11	30/0	17-60	.283	9-35	.257	3-5	.600	20	18	0	9	17	0.6	46	1.5
2011-12	30/25	79-172	.459	35-95	.368	23-33	.697	47	42	4	18	49	1.6	216	7.2
TOTAL	60/25	96-232	.414	44-130	.338	26-38	.684	67	60	4	27	66	1.1	262	4.4

STARKS' CAREER BIG EAST STATISTICS

Year	G/GS	FG-FGA	Pct.	3FG-A	Pct.	FT-A	Pct.	A	TO	B	S	Reb.	RPG	Pts.	PPG
2010-11	17/0	9-35	.257	5-19	.263	1-2	.500	8	12	0	5	10	0.6	24	1.4
2011-12	16/15	36-88	.409	18-53	.340	5-6	.833	26	25	4	9	32	2.0	95	5.9
TOTAL	33/15	45-123	.366	23-72	.319	6-8	.750	34	37	4	14	42	1.3	119	3.6

PLAYER BIOS



TYLER ADAMS

Freshman | Center | 6-9 | 275

Brandon, Miss. | Brandon

0

2011-12 Adams Game-by-Game

Date	Opponent	Min.	FG-A	3FG-A	FT-FTA	O-D-R	PF	A	TO	B	S	TP
11/12	Savannah State				DNP							
11/14	UNC Greensboro	7	0-3	0-0	0-0	1-0-1	3	0	0	0	0	0
11/21	vs. Kansas				DNP							
11/22	vs. Chaminade	6	1-1	0-0	0-0	2-0-2	0	0	1	0	0	2
11/23	vs. Memphis				DNP							
11/28	IUPUI	0	0-0	0-0	0-0	0-0-0	0	0	0	0	0	0
12/1	at Alabama				DNP							
12/3	NJIT	11	3-5	0-0	2-2	1-5-6	3	1	1	3	0	8
12/10	Howard				DNP							
12/17	American				DNP							
12/22	Memphis				DNP							
12/28	at Louisville				DNP							
12/31	Providence				DNP							
1/4	Marquette				DNP							
1/7	at West Virginia				DNP							
1/9	Cincinnati				DNP							
1/15	at St. John's				DNP							
1/17	at DePaul				DNP							
1/21	Rutgers				DNP							
1/28	at Pittsburgh				DNP							
2/1	Connecticut				DNP							
2/4	USF				DNP							
2/8	at Syracuse				DNP							
2/12	St. John's				DNP							
2/18	at Providence				DNP							
2/21	at Seton Hall				DNP							
2/25	Villanova				DNP							
2/27	Notre Dame				DNP							
3/3	at Marquette				DNP							
3/7	vs. Pittsburgh				DNP							
3/8	vs. Cincinnati				DNP							
3/16	vs. Belmont				DNP							

Adams' Career Highs

POINTS

CAREER: 8 vs. NJIT (12/3/11)

SEASON: 8 vs. NJIT (12/3/11)

FIELD GOALS

CAREER: 3 vs. NJIT (12/3/11)

SEASON: 3 vs. NJIT (12/3/11)

FIELD GOALS ATTEMPTED

CAREER: 5 vs. NJIT (12/3/11)

SEASON: 5 vs. NJIT (12/3/11)

FREE THROWS

CAREER: 2 vs. NJIT (12/3/11)

SEASON: 2 vs. NJIT (12/3/11)

FREE THROWS ATTEMPTED

CAREER: 2 vs. NJIT (12/3/11)

SEASON: 2 vs. NJIT (12/3/11)

THREE-POINT FIELD GOALS

CAREER: none

SEASON: none

THREE-POINT FIELD GOALS ATTEMPTED

CAREER: none

SEASON: none

REBOUNDS

CAREER: 6 vs. NJIT (12/3/11)

SEASON: 6 vs. NJIT (12/3/11)

ASSISTS

CAREER: 1 vs. NJIT (12/3/11)

SEASON: 1 vs. NJIT (12/3/11)

STEALS

CAREER: none

SEASON: none

BLOCKS

CAREER: 3 vs. NJIT (12/3/11)

SEASON: 3 vs. NJIT (12/3/11)

MINUTES

CAREER: 11 vs. NJIT (12/3/11)

SEASON: 11 vs. NJIT (12/3/11)

ADAMS' CAREER STATISTICS

Year	G/GS	FG-FGA	Pct.	3FG-A	Pct.	FT-A	Pct.	A	TO	B	S	Reb.	RPG	Pts.	PPG
2009-10	4/0	4-9	.444	0-0	.000	2-2	1.000	1	2	3	0	9	2.3	10	2.5
TOTAL	4/0	4-9	.444	0-0	.000	2-2	1.000	1	2	3	0	9	2.3	10	2.5

PLAYER BIOS



MIKAEL HOPKINS

Freshman | Forward | 6-9 | 223

Hyattsville, Md. | DeMatha

3

2011-12 Hopkins Game-by-Game

Date	Opponent	Min.	FG-A	3FG-A	FT-FTA	O-D-R	PF	A	TO	B	S	TP
11/12	Savannah State	9	2-3	0-0	0-0	2-1-3	0	1	2	2	0	4
11/14	UNC Greensboro	15	2-4	0-0	2-4	4-2-6	3	1	2	0	0	6
11/21	vs. Kansas	3	0-0	0-0	0-0	0-0-0	3	0	0	0	0	0
11/22	vs. Chaminade	12	2-4	0-0	0-0	2-1-3	0	0	2	0	0	4
11/23	vs. Memphis				DNP							
11/28	IUPUI	2	1-2	0-0	0-0	0-0-0	0	0	0	0	0	2
12/1	at Alabama	4	0-0	0-0	0-0	1-0-1	1	0	1	0	0	0
12/3	NJIT	22	5-9	0-1	2-2	2-1-3	2	1	0	2	1	12
12/10	Howard	6	0-0	0-0	3-4	1-0-1	1	0	1	0	0	3
12/17	American	2	1-1	0-0	0-0	0-0-0	0	0	0	0	0	2
12/22	Memphis				DNP							
12/28	at Louisville	8	0-2	0-0	2-2	1-1-2	0	1	0	0	0	2
12/31	Providence	2	0-1	0-0	0-0	0-0-0	1	0	0	0	0	0
1/4	Marquette	6	1-2	0-0	2-2	0-0-0	0	2	1	0	0	4
1/7	at West Virginia	2	0-1	0-0	0-0	0-1-1	0	0	0	0	0	2
1/9	Cincinnati	6	0-1	0-0	0-0	0-0-0	1	0	0	0	0	0
1/15	at St. John's	11	0-1	0-0	2-2	0-0-0	0	0	2	0	0	2
1/17	at DePaul	3	0-0	0-0	0-0	0-0-0	0	0	0	1	0	0
1/21	Rutgers				DNP							
1/28	at Pittsburgh	2	0-0	0-0	0-0	0-0-0	0	0	0	0	0	0
2/1	Connecticut	8	2-2	0-0	0-0	0-1-1	1	1	0	1	0	4
2/4	USF	9	1-2	1-1	1-2	0-1-1	3	0	0	0	0	4
2/8	at Syracuse	19	1-8	0-0	2-2	2-2-4	2	0	1	1	0	4
2/12	St. John's	4	0-1	0-0	0-0	0-0-0	1	0	1	0	0	0
2/18	at Providence	3	0-1	0-0	3-4	0-0-0	0	0	0	0	0	3
2/21	at Seton Hall	11	2-2	0-0	0-0	1-1-2	1	1	2	1	0	4
2/25	Villanova	7	0-1	0-0	2-2	1-1-2	2	0	0	1	0	2
2/27	Notre Dame	2	0-0	0-0	0-1	0-0-0	1	0	0	0	0	0
3/3	at Marquette	9	1-1	0-0	3-3	0-1-1	2	1	0	1	0	5
3/7	vs. Pittsburgh	1	0-0	0-0	0-0	0-0-0	0	0	1	0	0	0
3/8	vs. Cincinnati	3	0-1	0-0	0-0	0-0-0	1	1	0	0	0	0
3/16	vs. Belmont	6	1-1	0-0	1-2	1-1-2	1	0	1	0	0	3

Hopkins' Career Highs

POINTS

CAREER: 12 vs. NJIT (12/3/11)

SEASON: 12 vs. NJIT (12/3/11)

FIELD GOALS

CAREER: 5 vs. NJIT (12/3/11)

SEASON: 5 vs. NJIT (12/3/11)

FIELD GOALS ATTEMPTED

CAREER: 9 vs. NJIT (12/3/11)

SEASON: 9 vs. NJIT (12/3/11)

FREE THROWS

CAREER: 3, three times (last at Marquette, 3/3/12)

SEASON: 3, three times (last at Marquette, 3/3/12)

FREE THROWS ATTEMPTED

CAREER: 4, three times (last at Providence, 2/18/12)

SEASON: 4, three times (last at Providence, 2/18/12)

THREE-POINT FIELD GOALS

CAREER: 1 vs. South Florida (2/4/12)

SEASON: 1 vs. South Florida (2/4/12)

THREE-POINT FIELD GOALS ATTEMPTED

CAREER: 1 vs. South Florida (2/4/12)

SEASON: 1 vs. South Florida (2/4/12)

REBOUNDS

CAREER: 6 vs. UNC Greensboro (11/14/11)

SEASON: 6 vs. UNC Greensboro (11/14/11)

ASSISTS

CAREER: 2 vs. Marquette (1/4/12)

SEASON: 2 vs. Marquette (1/4/12)

STEALS

CAREER: 1 vs. NJIT (12/3/11)

SEASON: 1 vs. NJIT (12/3/11)

BLOCKS

CAREER: 2, three times (last at St. John's, 1/15/12)

SEASON: 2, three times (last at St. John's, 1/15/12)

MINUTES

CAREER: 22 vs. NJIT (12/3/11)

SEASON: 22 vs. NJIT (12/3/11)

HOPKINS' CAREER STATISTICS

Year	G/GS	FG-FGA	Pct.	3FG-A	Pct.	FT-A	Pct.	A	TO	B	S	Reb.	RPG	Pts.	PPG
2011-12	29/0	22-51	.431	1-2	.500	25-32	.781	10	15	12	1	33	1.1	70	2.4
TOTAL	29/0	22-51	.431	1-2	.500	25-32	.781	10	15	12	1	33	1.1	70	2.4

HOPKINS' CAREER BIG EAST STATISTICS

Year	G/GS	FG-FGA	Pct.	3FG-A	Pct.	FT-A	Pct.	A	TO	B	S	Reb.	RPG	Pts.	PPG
2011-12	17/0	8-26	.308	1-1	1.000	17-20	.850	6	5	8	0	14	0.8	34	2.0
TOTAL	17/0	8-26	.308	1-1	1.000	17-20	.850	6	5	8	0	14	0.8	34	2.0

PLAYER BIOS



OTTO PORTER

Freshman | Forward | 6-8 | 205

Sikeston, Mo. | Scott County Central

22

2011-12 Porter Game-by-Game

Date	Opponent	Min.	FG-A	3FG-A	FT-FTA	O-D-R	PF	A	TO	B	S	TP
11/12	Savannah State	25	4-5	1-1	0-0	0-8-8	3	1	2	3	1	9
11/14	UNC Greensboro	22	0-4	0-3	5-6	1-3-4	1	4	0	1	2	5
11/21	vs. Kansas	26	5-9	2-5	0-0	3-2-5	3	1	2	1	1	12
11/22	vs. Chaminade	23	5-8	1-4	6-6	0-7-7	0	1	0	0	1	17
11/23	vs. Memphis	40	4-9	0-2	1-2	2-6-8	1	3	1	2	4	9
11/28	IUPUI	26	3-5	0-1	0-0	4-3-7	2	4	1	0	1	6
12/1	at Alabama	35	1-5	0-0	0-0	1-1-2	1	1	1	0	0	2
12/3	NJIT	17	2-4	1-3	0-0	0-6-6	1	1	0	1	1	5
12/10	Howard	31	6-11	0-2	1-4	1-3-4	1	0	1	1	1	13
12/17	American	22	3-6	0-0	2-4	3-7-10	2	2	0	0	1	8
12/22	Memphis	28	2-4	0-1	1-1	1-3-4	2	3	0	0	1	5
12/28	at Louisville	32	5-6	0-1	4-6	3-11-14	1	1	4	0	2	14
12/31	Providence	33	3-7	0-3	0-1	3-9-12	0	0	1	1	1	6
1/4	Marquette	33	4-5	0-1	0-0	1-4-5	1	3	1	1	2	8
1/7	at West Virginia	30	2-5	0-2	0-0	2-4-6	4	1	4	0	0	4
1/9	Cincinnati	16	2-7	0-1	2-3	0-1-1	3	2	1	0	0	6
1/15	at St. John's	31	6-12	0-0	1-3	5-5-10	4	1	0	1	2	13
1/17	at DePaul	35	1-5	0-0	2-2	1-14-15	2	1	5	2	2	4
1/21	Rutgers	28	3-7	0-1	3-4	3-1-4	0	0	0	1	1	9
1/28	at Pittsburgh	30	6-11	2-3	0-1	2-4-6	2	0	0	2	1	14
2/1	Connecticut	33	1-3	0-2	2-3	1-3-4	3	1	1	1	1	4
2/4	USF	27	4-7	0-1	4-4	2-2-4	2	4	1	1	0	12
2/8	at Syracuse	40	5-9	0-0	4-4	5-8-13	2	3	3	1	1	14
2/12	St. John's	26	2-6	0-2	7-10	2-6-8	0	1	0	2	0	11
2/18	at Providence	17	2-5	0-1	0-0	0-2-2	3	1	0	0	0	4
2/21	at Seton Hall	24	3-7	0-1	2-2	3-3-6	2	1	0	0	1	8
2/25	Villanova	31	6-11	1-2	2-2	2-4-6	2	2	1	1	0	15
2/27	Notre Dame	36	3-6	0-0	0-2	4-6-10	3	3	2	1	2	6
3/3	at Marquette	27	9-11	0-0	1-1	3-2-5	5	0	0	0	1	19
3/7	vs. Pittsburgh	39	7-11	2-3	4-6	1-5-6	2	1	1	0	0	20
3/8	vs. Cincinnati	47	6-11	0-1	2-3	3-4-7	4	4	4	2	2	14
3/16	vs. Belmont	32	6-7	1-2	3-4	2-6-8	1	0	0	1	0	16

Porter's Career Highs

POINTS

CAREER: 20 vs. Pittsburgh (3/7/12)

SEASON: 20 vs. Pittsburgh (3/7/12)

FIELD GOALS

CAREER: 9 at Marquette (3/3/12)

SEASON: 9 at Marquette (3/3/12)

FIELD GOALS ATTEMPTED

CAREER: 12 at St. John's (1/15/12)

SEASON: 12 at St. John's (1/15/12)

FREE THROWS

CAREER: 7 vs. St. Johns (2/12/12)

SEASON: 7 vs. St. Johns (2/12/12)

FREE THROWS ATTEMPTED

CAREER: 10 vs. St. Johns (2/12/12)

SEASON: 10 vs. St. John's (2/12/12)

THREE-POINT FIELD GOALS

CAREER: 2, three times (last vs. Pittsburgh, 3/7/12)

SEASON: 2, three times (last vs. Pittsburgh, 3/7/12)

THREE-POINT FIELD GOALS ATTEMPTED

CAREER: 5 vs. Kansas (11/21/11)

SEASON: 5 vs. Kansas (11/21/11)

REBOUNDS

CAREER: 15 at DePaul (1/17/12)

SEASON: 15 at DePaul (1/15/12)

ASSISTS

CAREER: 4, four times (last vs. Pittsburgh, 3/7/12)

SEASON: 4, four times (last vs. Pittsburgh, 3/7/12)

STEALS

CAREER: 4 vs. Memphis (11/23/11)

SEASON: 4 vs. Memphis (11/23/11)

BLOCKS

CAREER: 3 vs. Savannah State (11/12/11)

SEASON: 3 vs. Savannah State (11/12/11)

MINUTES

CAREER: 47 vs. Cincinnati (3/8/12)

SEASON: 47 vs. Cincinnati (3/8/12)

PORTER'S CAREER STATISTICS

Year	G/GS	FG-FGA	Pct.	3FG-A	Pct.	FT-A	Pct.	A	TO	B	S	Reb.	RPG	Pts.	PPG
2011-12	32/7	121-229	.528	11-49	.224	59-84	.702	51	37	27	33	217	6.8	312	9.8
TOTAL	32/7	121-229	.528	11-49	.224	59-84	.702	51	37	27	33	217	6.8	312	9.8

PORTER'S CAREER BIG EAST STATISTICS

Year	G/GS	FG-FGA	Pct.	3FG-A	Pct.	FT-A	Pct.	A	TO	B	S	Reb.	RPG	Pts.	PPG
2011-12	18/4	67-130	.515	3-21	.143	31-48	.708	25	24	15	17	131	7.3	171	9.5
TOTAL	18/4	67-130	.515	3-21	.143	31-48	.708	25	24	15	17	131	7.3	171	9.5

PLAYER BIOS



JABRIL TRAWICK

Freshman | Guard | 6-5 | 208

Philadelphia, Pa. | Abington Friends

55

2011-12 Trawick Game-by-Game

Date	Opponent	Min.	FG-A	3FG-A	FT-FTA	O-D-R	PF	A	TO	B	S	TP
11/12	Savannah State	11	1-2	0-1	3-4	0-2-2	3	1	1	0	0	5
11/14	UNC Greensboro	22	3-4	0-1	0-0	0-3-3	0	2	0	0	2	6
11/21	vs. Kansas	6	0-0	0-0	0-0	0-1-1	0	0	0	0	0	0
11/22	vs. Chaminade	22	3-7	0-2	0-0	0-2-2	2	1	1	0	1	6
11/23	vs. Memphis	14	2-2	0-0	0-0	0-1-1	2	0	0	0	0	4
11/28	IUPUI	13	0-2	0-1	0-0	0-2-2	1	0	0	1	0	0
12/1	at Alabama	3	0-0	0-0	0-0	0-2-2	0	0	0	0	0	0
12/3	NJIT	25	1-5	1-1	3-4	0-3-3	1	1	0	2	1	6
12/10	Howard	11	2-3	0-1	2-4	1-0-1	2	0	0	0	0	6
12/17	American	12	1-1	0-0	3-3	0-0-0	3	2	1	0	1	5
12/22	Memphis	9	0-0	0-0	2-2	0-2-2	1	0	0	0	1	2
12/28	at Louisville	21	2-3	1-2	4-5	1-1-2	4	1	0	0	0	9
12/31	Providence	16	1-6	1-3	0-0	1-0-1	1	0	0	1	0	3
1/4	Marquette	17	0-2	0-1	2-4	1-0-1	4	1	3	1	1	2
1/7	at West Virginia	16	1-3	0-0	4-4	2-0-2	1	0	1	0	0	6
1/9	Cincinnati	3	0-0	0-0	0-0	0-0-0	1	1	0	0	0	0
1/15	at St. John's	6	0-1	0-1	0-0	1-2-3	0	0	1	0	0	0
1/17	at DePaul	12	2-3	0-0	5-7	0-0-0	2	0	2	0	0	9
1/21	Rutgers	16	0-1	0-1	2-3	0-1-1	1	2	1	0	1	2
1/28	at Pittsburgh	13	2-4	0-1	1-2	1-1-2	4	0	1	0	0	5
2/1	Connecticut	7	0-1	0-0	0-0	1-0-1	1	1	0	0	0	0
2/4	USF	16	1-3	1-1	7-8	0-1-1	0	2	1	0	2	10
2/8	at Syracuse	13	1-3	0-1	0-0	1-0-1	0	2	0	0	0	2
2/12	St. John's	4	0-1	0-1	0-0	0-0-0	0	0	0	0	0	0
2/18	at Providence	9	0-2	0-0	2-2	0-2-2	2	0	1	0	0	2
2/21	at Seton Hall	17	2-4	1-1	3-3	0-1-1	1	0	1	0	0	8
2/25	Villanova	21	2-5	0-1	1-1	0-2-2	0	0	1	1	2	5
2/27	Notre Dame	3	0-1	0-1	0-0	0-0-0	0	0	0	0	0	0
3/3	at Marquette	7	1-2	0-1	0-0	1-1-2	3	1	2	0	0	2
3/7	vs. Pittsburgh	3	0-1	0-0	0-0	0-0-0	2	0	0	0	0	0
3/8	vs. Cincinnati	2	0-0	0-0	1-2	0-0-0	0	0	0	0	0	1
3/16	vs. Belmont	4	1-1	0-0	0-0	0-1-1	0	0	0	0	0	2

Trawick's Career Highs

POINTS

CAREER: 10 vs. South Florida (2/4/12)

SEASON: 10 vs. South Florida (2/4/12)

FIELD GOALS

CAREER: 3, two times (last vs. Chaminade, 11/22/11)

SEASON: 3, two times (last vs. Chaminade, 11/22/11)

FIELD GOALS ATTEMPTED

CAREER: 7 vs. Chaminade (11/22/11)

SEASON: 7 vs. Chaminade (11/22/11)

FREE THROWS

CAREER: 7 vs. South Florida (2/4/12)

SEASON: 7 vs. South Florida (2/4/12)

FREE THROWS ATTEMPTED

CAREER: 8 vs. South Florida (2/4/12)

SEASON: 8 vs. South Florida (2/4/12)

THREE-POINT FIELD GOALS

CAREER: 1, four times (last vs. South Florida, 2/4/12)

SEASON: 1, four times (last vs. South Florida, 2/4/12)

THREE-POINT FIELD GOALS ATTEMPTED

CAREER: 3 vs. Providence (12/31/11)

SEASON: 3 vs. Providence (12/31/11)

REBOUNDS

CAREER: 3, three times (last at St. John's, 1/15/12)

SEASON: 3, three times (last at St. John's, 1/15/12)

ASSISTS

CAREER: 2, five times (last at Syracuse, 2/8/12)

SEASON: 2, five times (last at Syracuse, 2/8/12)

STEALS

CAREER: 2, three times (last vs. Villanova, 2/25/12)

SEASON: 2, three times (last vs. Villanova, 2/25/12)

BLOCKS

CAREER: 2 vs. NJIT (12/3/11)

SEASON: 2 vs. NJIT (12/3/11)

MINUTES

CAREER: 25 vs. NJIT (12/3/11)

SEASON: 25 vs. NJIT (12/3/11)

TRAWICK'S CAREER STATISTICS

Year	G/GS	FG-FGA	Pct.	3FG-A	Pct.	FT-A	Pct.	A	TO	B	S	Reb.	RPG	Pts.	PPG
2011-12	32/0	29-73	.397	5-23	.217	45-68	.776	18	18	6	13	42	1.3	108	3.4
TOTAL	32/0	29-73	.397	5-23	.217	45-68	.776	18	18	6	13	42	1.3	108	3.4

TRAWICK'S CAREER BIG EAST STATISTICS

Year	G/GS	FG-FGA	Pct.	3FG-A	Pct.	FT-A	Pct.	A	TO	B	S	Reb.	RPG	Pts.	PPG
2011-12	18/0	15-45	.333	4-16	.250	31-39	.795	11	15	3	7	22	1.2	65	3.6
TOTAL	18/0	15-45	.333	4-16	.250	31-39	.795	11	15	3	7	22	1.2	65	3.6

PLAYER BIOS



GREG WHITTINGTON

Freshman | Forward | 6-8 | 212

Columbia, Md. | Oakland Mills

2

2011-12 Whittington Game-by-Game

Date	Opponent	Min.	FG-A	3FG-A	FT-FTA	O-D-R	PF	A	TO	B	S	TP
11/12	Savannah State	17	3-4	2-3	0-2	0-1-1	4	0	1	1	1	8
11/14	UNC Greensboro	27	1-6	0-4	1-2	4-2-6	3	2	1	0	1	3
11/21	vs. Kansas	22	1-6	1-4	0-0	0-2-2	1	1	0	0	1	3
11/22	vs. Chaminade	19	1-2	0-1	0-0	2-2-4	1	1	2	0	1	2
11/23	vs. Memphis	23	1-5	0-2	2-2	1-1-2	5	2	1	0	2	4
11/28	IUPUI	16	3-7	1-4	0-0	0-0-0	3	1	0	0	0	7
12/1	at Alabama	15	1-2	1-1	0-0	0-2-2	3	1	0	0	1	3
12/3	NJIT	19	0-2	0-2	0-0	1-3-4	0	1	3	2	0	0
12/10	Howard	12	0-1	0-1	0-0	1-3-4	2	0	1	0	0	0
12/17	American	23	1-2	1-2	0-2	0-1-1	2	1	0	1	1	3
12/22	Memphis	6	0-0	0-0	0-1	0-0-0	2	0	2	1	0	0
12/28	at Louisville	11	0-1	0-0	0-0	0-2-2	2	1	0	0	1	0
12/31	Providence	10	0-3	0-1	0-0	0-0-0	3	0	0	0	0	0
1/4	Marquette	18	1-1	0-0	0-0	0-1-1	1	1	1	0	1	2
1/7	at West Virginia	19	1-5	1-2	1-2	2-2-4	1	0	0	0	0	4
1/9	Cincinnati	21	1-1	0-0	0-0	1-1-2	2	1	1	0	0	2
1/15	at St. John's	24	4-7	0-0	0-0	6-2-8	3	1	3	1	0	8
1/17	at DePaul	26	2-6	0-2	1-2	3-1-4	3	0	1	1	0	5
1/21	Rutgers	22	3-9	1-1	0-0	3-2-5	1	0	4	0	1	7
1/28	at Pittsburgh	21	1-5	1-3	3-4	1-3-4	3	2	0	0	1	6
2/1	Connecticut	15	1-6	1-2	0-0	1-1-2	0	1	0	0	0	3
2/4	USF	9	0-2	0-1	1-2	0-1-1	4	0	1	1	1	1
2/8	at Syracuse	29	0-2	0-2	3-4	2-4-6	2	4	2	2	3	3
2/12	St. John's	25	5-8	2-4	0-0	1-1-2	1	1	0	0	0	12
2/18	at Providence	14	1-1	0-0	1-1	0-1-1	2	0	1	1	0	3
2/21	at Seton Hall	25	3-5	1-2	2-2	1-0-1	2	0	0	0	1	9
2/25	Villanova	23	0-1	0-0	1-2	1-5-6	5	0	4	1	0	1
2/27	Notre Dame	24	5-6	3-3	2-2	0-1-1	1	0	1	0	1	15
3/3	at Marquette	21	0-3	0-1	2-3	1-3-4	4	3	2	0	0	2
3/7	vs. Pittsburgh	30	3-5	2-4	3-3	2-4-6	3	2	1	1	1	11
3/8	vs. Cincinnati	24	1-2	0-1	0-0	1-0-1	2	0	2	2	0	2
3/16	vs. Belmont	30	3-4	1-1	0-0	1-3-4	1	2	1	2	0	7

Whittington's Career Highs

POINTS

CAREER: 15 vs. Notre Dame (2/27/12)

SEASON: 15 vs. Notre Dame (2/27/12)

FIELD GOALS

CAREER: 5, two times (last vs. Notre Dame, 2/27/12)

SEASON: 5, two times (last vs. Notre Dame, 2/27/12)

FIELD GOALS ATTEMPTED

CAREER: 9 vs. Rutgers (1/21/12)

SEASON: 9 vs. Rutgers (1/21/12)

FREE THROWS

CAREER: 3, three times (last vs. Pittsburgh, 3/7/12)

SEASON: 3, three times (last vs. Pittsburgh, 3/7/12)

FREE THROWS ATTEMPTED

CAREER: 4, two times (last at Syracuse, 2/8/12)

SEASON: 4, two times (last at Syracuse, 2/8/12)

THREE-POINT FIELD GOALS

CAREER: 3 vs. Notre Dame (2/27/12)

SEASON: 3 vs. Notre Dame (2/27/12)

THREE-POINT FIELD GOALS ATTEMPTED

CAREER: 4, five times (last vs. Pittsburgh, 3/7/12)

SEASON: 4, five times (last vs. Pittsburgh, 3/7/12)

REBOUNDS

CAREER: 8 at St. John's (1/15/12)

SEASON: 8 at St. John's (1/15/12)

ASSISTS

CAREER: 4 at Syracuse (2/8/12)

SEASON: 4 at Syracuse (2/8/12)

STEALS

CAREER: 3 at Syracuse (2/8/12)

SEASON: 3 at Syracuse (2/8/12)

BLOCKS

CAREER: 2, four times (last vs. Belmont, 3/16/12)

SEASON: 2, four times (last vs. Belmont, 3/16/12)

MINUTES

CAREER: 30, two times (last vs. Belmont, 3/16/12)

SEASON: 30, two times (last vs. Belmont, 3/16/12)

WHITTINGTON'S CAREER STATISTICS

Year	G/GS	FG-FGA	Pct.	3FG-A	Pct.	FT-A	Pct.	A	TO	B	S	Reb.	RPG	Pts.	PPG
2011-12	32/0	47-120	.392	19-54	.352	23-36	.639	29	36	17	19	91	2.8	136	4.3
TOTAL	32/0	47-120	.392	19-54	.352	23-36	.639	29	36	17	19	91	2.8	136	4.3

WHITTINGTON'S CAREER BIG EAST STATISTICS

Year	G/GS	FG-FGA	Pct.	3FG-A	Pct.	FT-A	Pct.	A	TO	B	S	Reb.	RPG	Pts.	PPG
2011-12	18/0	28-72	.389	10-24	.417	17-24	.808	15	21	7	10	54	3.0	83	4.6
TOTAL	18/0	28-72	.389	10-24	.417	17-24	.808	15	21	7	10	54	3.0	83	4.6