

# 2018 GEORGETOWN BASEBALL QUICK FACTS

## UNIVERSITY INFORMATION

Location ..... Washington, D.C., 20057  
Founded ..... 1789  
Enrollment ..... 6,806 undergrad / 15,318 total  
Nickname ..... Hoyas  
School Colors ..... Blue & Gray  
Affiliation ..... NCAA Division I  
Conference ..... BIG EAST  
Athletic Department Phone ..... (202) 687-2435  
President ..... John J. DeGioia  
Athletic Website ..... www.guhoyas.com

## ATHLETIC ADMINISTRATION

Athletic Director ..... Lee Reed  
Senior Associate AD/External Affairs ..... Dan O'Neil  
Senior Associate AD/Internal Operations ..... Dan Trump  
Senior Associate AD/SWA ..... Sharon Brummell  
Associate AD/S-A Health & Wellness ..... Shawn Hendi  
Associate AD/Administration ..... Shannon Soares  
Assistant AD/Compliance ..... Chris Ray  
Assistant AD/Events & Operations ..... Jason Poppe  
Associate Director Academic Resources ..... Dr. Shelly Habel  
Executive Director for Athletic Relations ..... Patrick McArdle  
Director of Marketing ..... Chris Grosse  
Head of Sports Performance ..... Mike Hill  
Director of Equipment & Transportation ..... Sam Greil

## SPORTS INFORMATION

Asst. Sports Information Dir./BB Contact ..... Brendan Thomas  
Email ..... bat42@georgetown.edu  
Office Phone ..... (202) 687-6783  
Fax ..... (202) 687-2491

Assistant AD for Communications ..... Barbara Barnes  
Director of Communications ..... Lori Hamamoto  
Director of Creative Services ..... Diana Pulupa  
Assistant Sports Information Director ..... Jeffrey Messman  
Graduate Assistant ..... Abby Schrum

**Sports Info. Mailing Address:**  
Georgetown University Sports Info.  
McDonough Arena  
3700 O St. NW  
Washington, D.C. 20057

## BASEBALL STAFF

Head Coach ..... Pete Wilk  
Alma Mater ..... Rollins College '87  
Career Record (years) ..... 375-590 (18)  
at Georgetown ..... same  
Hitting Coach ..... Ryan Wood (3rd Season)  
Alma Mater ..... East Carolina University '13  
Pitching Coach ..... Eric Niesen (1st Season)  
Alma Mater ..... Wake Forest University '17  
Volunteer Asst. Coach ..... Phil Disher (1st Season)  
Alma Mater ..... South Carolina '07  
Student Asst. Coach ..... Nick Collins (1st Season)

## TEAM INFORMATION


2017 Overall Record ..... 27-28  
Home ..... 9-10  
Away ..... 11-16  
Neutral ..... 7-2  
BIG EAST/Finish ..... 4-14/6th  
Postseason ..... N/A


Players Returning/Lost ..... 22/11  
Newcomers ..... 11  
Position Starters Returning/Lost ..... 6/3  
Starting Pitchers Returning/Lost ..... 2/1


## FACILITY INFORMATION

Primary Stadium ..... Shirley Povich Field  
Capacity ..... 1,500  
Location ..... Bethesda, Md.  
Dimensions:  
Left ..... 330  
Center ..... 375  
Right ..... 330  
Surface ..... Natural Grass  
Year Opened ..... 2000

## SOCIAL MEDIA

 ..... @GtownBaseball  
..... @GeorgetownHoyas

 ..... @HoyaBaseball  
..... @GeorgetownAthletics

 ..... Facebook.com/HoyaBaseball  
..... Facebook.com/GeorgetownAthletics



# 2018 ROSTER

## NUMERICAL ROSTER

NO	NAME	Pos.	ELIG.	B/T	Ht./Wt.	HOMETOWN/HIGH SCHOOL
1	John Simourian	INF / OF	So.	R / R	5-9 / 170	Andover, Mass. / Phillips Andover
3	Ryan M. Davis	INF / OF	So.	L / R	5-11 / 175	Danville, Calif. / San Ramon Valley
4	Eddie McCabe	INF	Fr.	R / R	6-0 / 175	Norwalk, Conn. / Norwalk
5	AJ Lotsis	OF	So.	L / R	5-9 / 180	Phoenixville, Pa. / Episcopal Academy
6	Brent Killam	LHP	So.	L / L	5-11 / 175	Nokomis, Fla. / Venice
7	Matt Randolph	RHP	Sr.	R / R	6-1 / 180	Concord, N.H. / Cannon School / Emory
8	Austin Shirley	OF	Sr.	L / L	5-8 / 160	Strafford, Pa. / Conestoga
9	Owen Lamon	RHP	Fr.	R / R	6-3 / 220	Herndon, Va. / Oakton
10	Jake Bernstein	INF	Sr.	L / R	5-10 / 185	Frederick, Md. / St. John's College HS
11	Richie O'Reilly	C	Sr.	R / R	5-11 / 190	Hermosa Beach, Calif. / Loyola HS
12	Yareb Martinez	INF	Fr.	R / R	5-11 / 170	Aldi, Va. / John Champe
13	Conor Cuse	RHP	GS	R / R	6-3 / 220	Sherman Oaks, Calif. / Harvard-Westlake / Stanford
14	Ryan P. Davis	C	Fr.	R / R	5-11 / 180	Oak Hill, Va. / Oakton
15	Ryan Weisenberg	INF	Jr.	R / R	5-11 / 180	Parkland, Fla. / San Ramon Valley [Calif.]
16	Michael DeRenzi	OF	Sr.	L / L	6-2 / 190	Mendham, N.J. / Seton Hall Prep
17	James Gabor	OF	Fr.	L / R	6-3 / 185	Wyndmoor, Pa. / William Penn Charter School
18	Will Salomon	C	So.	R / R	6-0 / 205	Greenwich, Conn. / Brunswick
20	Kevin Superko *	RHP	Sr.	R / R	6-1 / 180	Wellesley, Mass. / Wellesley / Phillips Andover
21	Alex Gamache	C	Fr.	R / R	5-10 / 195	Lake Forest, Ill. / Lake Forest Academy
22	Jimmy Swad *	RHP	Sr.	R / R	6-0 / 190	Washington, D.C. / St. Albans School
23	Freddy Achechar III	1B	So.	L / L	6-2 / 215	Atlanta, Ga. / Lovett School
24	Sammy Stevens *	C	Sr.	L / R	6-3 / 210	Birmingham, Mich. / Brother Rice
25	Beau Dana	RHP	Fr.	R / R	6-2 / 205	Marblehead, Mass. / Deerfield Academy
26	Kai Nelson	OF	Fr.	R / R	5-9 / 180	New York, N.Y. / Fieldston
27	Nick Morreale	RHP	So.	R / R	6-5 / 220	Lake Elmo, Minn. / St. Thomas Academy / IMG Academy
28	Jacob Grzebinski	LHP	Fr.	L / L	6-4 / 215	Bellaire, Texas / Emery Weiner
29	Alex Bernauer	1B	Sr.	L / L	6-5 / 230	Sunnyvale, Calif. / Fremont
31	Jack Cushing	RHP	Jr.	R / R	6-3 / 200	Flower Mound, Texas / Marcus
32	Bennett Stehr *	1B	Sr.	R / R	6-3 / 245	Orinda, Calif. / Miramonte
34	Noah Abdalla	RHP	So.	R / R	6-2 / 205	Raleigh, N.C. / Northern Highlands Regional [N.J.]
35	Michael Stupinski	RHP	Fr.	R / R	6-3 / 195	River Forest, Ill. / Fenwick
39	Noah Clark	RHP	Jr.	R / R	6-2 / 190	Dallas, Texas / Trinity Christian Academy
40	Jeremiah Burke	RHP	So.	R / R	6-2 / 200	Delmar, N.Y. / Bethlehem Central / La Salle Institute

## ALPHABETICAL ROSTER

NO	NAME	Pos.	ELIG.	B/T	Ht./Wt.	HOMETOWN/HIGH SCHOOL
34	Noah Abdalla	RHP	So.	R / R	6-2 / 205	Raleigh, N.C. / Northern Highlands Regional [N.J.]
23	Freddy Achechar III	1B	So.	L / L	6-2 / 215	Atlanta, Ga. / Lovett School
29	Alex Bernauer	1B	Sr.	L / L	6-5 / 230	Sunnyvale, Calif. / Fremont
10	Jake Bernstein	INF	Sr.	L / R	5-10 / 185	Frederick, Md. / St. John's College HS
40	Jeremiah Burke	RHP	So.	R / R	6-2 / 200	Delmar, N.Y. / Bethlehem Central / La Salle Institute
39	Noah Clark	RHP	Jr.	R / R	6-2 / 190	Dallas, Texas / Trinity Christian Academy
13	Conor Cuse	RHP	GS	R / R	6-3 / 220	Sherman Oaks, Calif. / Harvard-Westlake / Stanford
31	Jack Cushing	RHP	Jr.	R / R	6-3 / 200	Flower Mound, Texas / Marcus
25	Beau Dana	RHP	Fr.	R / R	6-2 / 205	Marblehead, Mass. / Deerfield Academy
3	Ryan M. Davis	INF / OF	So.	L / R	5-11 / 175	Danville, Calif. / San Ramon Valley
14	Ryan P. Davis	C	Fr.	R / R	5-11 / 180	Oak Hill, Va. / Oakton
16	Michael DeRenzi	OF	Sr.	L / L	6-2 / 190	Mendham, N.J. / Seton Hall Prep
17	James Gabor	OF	Fr.	L / R	6-3 / 185	Wyndmoor, Pa. / William Penn Charter School
21	Alex Gamache	C	Fr.	R / R	5-10 / 195	Lake Forest, Ill. / Lake Forest Academy
28	Jacob Grzebinski	LHP	Fr.	L / L	6-4 / 215	Bellaire, Texas / Emery Weiner
6	Brent Killam	LHP	So.	L / L	5-11 / 175	Nokomis, Fla. / Venice
9	Owen Lamon	RHP	Fr.	R / R	6-3 / 220	Herndon, Va. / Oakton
5	AJ Lotsis	OF	So.	L / R	5-9 / 180	Phoenixville, Pa. / Episcopal Academy
12	Yareb Martinez	INF	Fr.	R / R	5-11 / 170	Aldi, Va. / John Champe
4	Eddie McCabe	INF	Fr.	R / R	6-0 / 175	Norwalk, Conn. / Norwalk
27	Nick Morreale	RHP	So.	R / R	6-5 / 220	Lake Elmo, Minn. / St. Thomas Academy / IMG Academy
26	Kai Nelson	OF	Fr.	R / R	5-9 / 180	New York, N.Y. / Fieldston
11	Richie O'Reilly	C	Sr.	R / R	5-11 / 190	Hermosa Beach, Calif. / Loyola HS
7	Matt Randolph	RHP	Sr.	R / R	6-1 / 180	Concord, N.H. / Cannon School / Emory
18	Will Salomon	C	So.	R / R	6-0 / 205	Greenwich, Conn. / Brunswick
8	Austin Shirley	OF	Sr.	L / L	5-8 / 160	Strafford, Pa. / Conestoga
1	John Simourian	INF / OF	So.	R / R	5-9 / 170	Andover, Mass. / Phillips Andover
32	Bennett Stehr *	1B	Sr.	R / R	6-3 / 245	Orinda, Calif. / Miramonte
24	Sammy Stevens *	C	Sr.	L / R	6-3 / 210	Birmingham, Mich. / Brother Rice
35	Michael Stupinski	RHP	Fr.	R / R	6-3 / 195	River Forest, Ill. / Fenwick
20	Kevin Superko *	RHP	Sr.	R / R	6-1 / 180	Wellesley, Mass. / Wellesley / Phillips Andover
22	Jimmy Swad *	RHP	Sr.	R / R	6-0 / 190	Washington, D.C. / St. Albans School
15	Ryan Weisenberg	INF	Jr.	R / R	5-11 / 180	Parkland, Fla. / San Ramon Valley [Calif.]

## COACHING STAFF

### HEAD COACH: PETE WILK

19th season  
Rollins College '87

### HITTING COACH: RYAN WOOD

3rd season  
East Carolina University '13

### PITCHING COACH: ERIC NIESEN

1st season  
Wake Forest University '17

### VOLUNTEER COACH: PHIL DISHER

1st season  
South Carolina '07

### STUDENT ASST. COACH: NICK COLLINS

1st season

## Pronunciation Guide

#1	Simourian	.....	Sih-MORE-ian
#5	Lotsis	.....	LOT-sis
#6	Killam	.....	KILL-im
#9	Lamon	.....	Luh-MON
#12	Yareb	.....	Yaw-REB
#15	Weisenberg	.....	WISE-en-berg
#17	Gabor	.....	Guh-BOAR
#20	Superko	.....	Sue-PER-Ko
#21	Gamache	.....	Guh-MAWsh
#23	Achechar	.....	Atch-eh-car
#27	Morreale	.....	More-EE-Al-ee
#28	Grzebinski	.....	Griz-BIN-ski
#29	Bernauer	.....	BURN-ow-er
#32	Stehr	.....	STARE
#34	Abdalla	.....	Ab-DAHL-uh

## HOYAS BY STATE

California	.....	5
Massachusetts	.....	3
Pennsylvania	.....	3
Texas	.....	3
Virginia	.....	3
Connecticut	.....	2
Florida	.....	2
Illinois	.....	2
New York	.....	2
Georgia	.....	1
Maryland	.....	1
Michigan	.....	1
Minnesota	.....	1
New Hampshire	.....	1
New Jersey	.....	1
North Carolina	.....	1
Washington, D.C.	.....	1

## HOYAS BY CLASS

Graduate Students	.....	1
Seniors	.....	10
Juniors	.....	3
Sophomores	.....	9
Freshmen	.....	10



# 2018 SCHEDULE

<u>Date</u>	<u>Opponent</u>	<u>Location</u>	<u>Time (ET)</u>
Friday, Feb. 16	at Wake Forest	Winston-Salem, N.C.	4 p.m.
Saturday, Feb. 17	vs. Gardner-Webb	Winston-Salem, N.C.	noon
Sunday, Feb. 18	vs. Navy	Winston-Salem, N.C.	10 a.m.
Friday, Feb. 23	at Davidson	Davidson, N.C.	6 p.m.
Saturday, Feb. 24	at Davidson	Davidson, N.C.	2 p.m.
Sunday, Feb. 25	at Davidson	Davidson, N.C.	1 p.m.
Tuesday, Feb. 27	at George Washington	Arlington, Va.	2:30 p.m.
Saturday, Mar. 3	vs. Mount St. Mary's !	Port Charlotte, Fla.	3 p.m.
Sunday, Mar. 4	vs. Dartmouth !	Port Charlotte, Fla.	11:30 a.m.
Tuesday, Mar. 6	vs. Northeastern !	Port Charlotte, Fla.	4 p.m.
Wednesday, Mar. 7	vs. Western Michigan !	Port Charlotte, Fla.	noon
Friday, Mar. 9	vs. Western Michigan !	Port Charlotte, Fla.	noon
Saturday, Mar. 10	vs. St. Joseph's !	Port Charlotte, Fla.	2 p.m.
Sunday, Mar. 11	vs. St. Joseph's !	Port Charlotte, Fla.	noon
Wednesday, Mar. 14	Coppin State	Shirley Povich Field	3 p.m.
Friday, Mar. 16	Princeton	Shirley Povich Field	3 p.m.
Saturday, Mar. 17	Princeton (DH)	Shirley Povich Field	1 p.m.
Sunday Mar. 18	Princeton	Shirley Povich Field	1 p.m.
Wednesday, Mar. 21	Navy	Shirley Povich Field	4 p.m.
Friday, Mar. 23	at Ohio State	Columbus, Ohio	5 p.m.
Saturday, Mar. 24	at Ohio State	Columbus, Ohio	3 p.m.
Sunday, Mar. 25	at Ohio State	Columbus, Ohio	1 p.m.
Tuesday, Mar. 27	Delaware State	Shirley Povich Field	3 p.m.
Thursday, Mar. 29	at UNCG	Greensboro, N.C.	6 p.m.
Friday, Mar. 30	at UNCG	Greensboro, N.C.	4 p.m.
Saturday, Mar. 31	at UNCG	Greensboro, N.C.	1 p.m.
Tuesday, April 3	at Coppin State	Hanover, Md.	3 p.m.
Wednesday, April 4	at Maryland Eastern Shore	Princess Anne, Md.	3 p.m.
Friday, April 6	Xavier *	Shirley Povich Field	3 p.m.
Saturday, April 7	Xavier *	Shirley Povich Field	1 p.m.
Sunday, April 8	Xavier *	Shirley Povich Field	1 p.m.
Wednesday, April 11	at Navy	Annapolis, Md.	3 p.m.
Friday, April 13	George Mason	Shirley Povich Field	3 p.m.
Saturday, April 14	George Mason	Shirley Povich Field	2 p.m.
Sunday, April 15	at George Mason	Fairfax, Va.	1 p.m.
Tuesday, April 17	at UMBC	Baltimore, Md.	6 p.m.
Friday, April 20	at St. John's *	Queens, N.Y.	3 p.m.
Saturday, April 21	at St. John's *	Queens, N.Y.	1 p.m.
Sunday, April 22	at St. John's *	Queens, N.Y.	1 p.m.
Tuesday, April 24	George Washington	Shirley Povich Field	7 p.m.
Friday, April 27	at Creighton *	Omaha, Neb.	7:30 p.m.
Saturday, April 28	at Creighton *	Omaha, Neb.	7:30 p.m.
Sunday, April 29	at Creighton *	Omaha, Neb.	1 p.m.
Tuesday, May 1	Mount St. Mary's	Shirley Povich Field	7 p.m.
Friday, May 4	Villanova *	Shirley Povich Field	7 p.m.
Saturday, May 5	Villanova *	Shirley Povich Field	7 p.m.
Sunday, May 6	Villanova *	Shirley Povich Field	1 p.m.
Wednesday, May 9	Maryland Eastern Shore	Shirley Povich Field	7 p.m.
Friday, May 11	at Butler *	Indianapolis, Ind,	4 p.m.
Saturday, May 12	at Butler *	Indianapolis, Ind,	2 p.m.
Sunday, May 13	at Butler *	Indianapolis, Ind,	1 p.m.
Tuesday, May 15	UMBC	Shirley Povich Field	7 p.m.
Thursday, May 17	Seton Hall *	Shirley Povich Field	7 p.m.
Friday, May 18	Seton Hall *	Shirley Povich Field	7 p.m.
Saturday, May 19	Seton Hall *	Shirley Povich Field	1 p.m.
May 24 - May 27	BIG EAST Championships	Mason, Ohio	

Home games in bold played at Shirley Povich Field (10614 Westlake Drive, Bethesda, Md.)

! Snowbird Baseball Classic | \* BIG EAST Conference Game | BIG EAST Championships held in Mason, Ohio (hosted by Xavier)



## 2018 GEORGETOWN BASEBALL

# 2017 FINAL STATISTICS

Record: 27-28 Home: 9-10 Away: 11-16 Neutral: 7-2 Conference: 4-14

Player	avg	gp-gs	ab	r	h	2b	3b	hr	rbi	tb	slg%	bb	hp	so	gdp	ob%	sf	sh	sb-att	po	a	e	fld%
RACUSIN, Z.	.342	55-55	225	39	77	8	2	1	34	92	.409	19	8	10	5	.409	2	3	10-13	109	6	3	.975
KUZBEL, J.	.335	55-55	209	36	70	13	5	5	43	108	.517	19	8	24	2	.394	10	3	3-5	157	9	5	.971
DERENZI, M.	.330	55-55	221	45	73	7	3	5	44	101	.457	21	4	53	2	.397	1	11	12-18	94	5	5	.952
BERNSTEIN, J	.290	54-53	217	39	63	6	0	1	23	72	.332	26	4	24	3	.377	0	6	5-7	87	135	18	.925
STEVENS, S.	.283	46-37	145	23	41	14	0	4	36	67	.462	22	6	25	0	.397	1	2	0-1	157	21	1	.994
SIMOURIAN, J	.280	30-20	75	13	21	1	1	0	10	24	.320	11	1	10	1	.379	0	4	3-4	15	28	4	.915
GARZA, E.	.276	38-32	134	23	37	13	0	3	25	59	.440	9	2	23	3	.320	5	2	2-2	45	83	7	.948
SHIRLEY, A.	.273	34-6	33	7	9	2	0	0	3	11	.333	9	1	7	0	.442	0	0	1-1	13	0	1	.929
BERNAUER, A.	.272	37-35	125	19	34	5	1	0	13	41	.328	20	3	23	4	.383	1	0	2-2	309	15	2	.994
WEISENBERG	.265	45-35	117	23	31	3	2	6	25	56	.479	20	4	24	1	.385	2	1	2-2	25	89	10	.919
STEHR, B.	.250	4-1	4	0	1	1	0	0	1	2	.500	1	1	3	0	.500	0	0	0-0	6	0	1	.857
HALL, B.	.234	54-51	167	26	39	7	1	3	21	57	.341	17	5	45	1	.319	2	5	4-8	119	4	3	.976
DAVIS, R.	.174	33-26	109	11	19	3	0	1	13	25	.229	6	3	28	4	.230	4	3	4-7	36	61	14	.874
O'REILLY, R.	.170	46-34	100	13	17	3	0	0	12	20	.200	13	4	28	0	.288	1	4	1-1	254	28	4	.986
ACHECAR III	.083	14-0	12	2	1	1	0	0	2	2	.167	1	1	4	0	.188	2	0	0-0	10	1	0	1.000
SLEIMAN, J.	.000	4-0	3	1	0	0	0	0	0	0	.000	0	0	2	0	.000	0	0	0-0	0	0	0	.000
LOTSIS, A.	.000	3-0	1	1	0	0	0	0	0	0	.000	0	0	0	0	.000	0	0	0-0	0	1	0	1.000
SALOMON, W.	.000	3-0	1	0	0	0	0	0	0	0	.000	2	0	1	0	.667	0	0	0-0	0	0	0	.000
BIALKOWSKI	.000	1-0	1	0	0	0	0	0	0	0	.000	0	0	1	0	.000	0	0	0-0	1	7	1	.889
SUPERKO, K.	.000	2-0	0	1	0	0	0	0	0	0	.000	0	0	0	0	.000	0	0	0-0	4	13	0	1.000
KILLAM, B.	.000	1-0	0	0	0	0	0	0	0	0	.000	0	0	0	0	.000	0	0	0-0	0	2	0	1.000
Totals	.281	55	1899	322	533	87	15	29	305	737	.388	216	55	335	26	.365	31	44	49-71	1458	570	83	.961
Opponents	.285	55	1945	335	554	99	13	44	300	811	.417	180	41	414	28	.354	25	31	58-77	1464	555	86	.959

LOB - Team (462), Opp (429). DPs turned - Team (35), Opp (30). TPs turned - Team (0), Opp (1). CI - Team (0), Opp (3). IBB - Team (0), Opp (3). Picked off - BERNSTEIN, J 3, DAVIS, R. 2, DERENZI, M. 2, RACUSIN, Z. 2, SHIRLEY, A. 1, KUZBEL, J. 1, HALL, B. 1, O'REILLY, R. 1, BERNAUER, A. 1, SIMOURIAN, J 1.

## (All games Sorted by Earned run avg)

Player	era	w-l	app	gs	cg	sho	sv	ip	h	r	er	bb	so	2b	3b	hr	b/avg	wp	hp	bks	sfa	sha
SWAD, J.	2.51	3-2	25	0	0	0/1	6	32.1	22	13	9	25	42	0	0	0	.195	4	5	1	2	2
GOLDENBERG	3.38	0-0	8	1	0	0/2	0	10.2	6	8	4	7	9	1	0	0	.150	2	0	0	0	0
SUPERKO, K.	4.15	6-3	13	13	0	0/1	0	78.0	78	38	36	19	43	22	3	7	.262	4	13	1	2	5
LEONARD, N.	4.19	5-3	19	10	0	0/0	0	62.1	76	41	29	25	48	10	1	9	.300	5	2	0	4	2
KILLAM, B.	4.26	2-1	18	1	0	0/1	0	19.0	16	10	9	12	26	6	1	1	.229	1	3	2	2	0
DEISE, A.	4.40	1-1	16	0	0	0/0	0	14.1	15	10	7	5	9	2	0	1	.250	0	3	0	0	0
CUSHING, J.	4.80	6-6	14	14	0	0/2	0	84.1	101	58	45	22	79	26	3	10	.294	8	2	0	4	6
MATHEWS, S.	5.12	4-9	14	14	2	1/0	0	91.1	119	67	52	17	85	17	3	7	.312	4	9	0	3	7
ABDALLA, N.	5.66	0-0	18	0	0	0/0	5	20.2	23	16	13	4	18	3	1	3	.299	3	0	0	3	2
CHUDACOFF, J	6.46	0-0	15	0	0	0/2	0	15.1	17	14	11	7	11	2	0	2	.270	0	1	0	1	1
MORREALE, N.	6.61	0-2	30	0	0	0/0	3	31.1	40	27	23	16	29	6	0	1	.310	8	3	1	2	4
BURKE, J.	10.12	0-0	10	0	0	0/1	0	10.2	18	13	12	9	5	1	1	1	.375	1	0	1	1	0
BIALKOWSKI	10.43	0-1	18	2	0	0/0	0	14.2	21	18	17	12	9	2	0	2	.333	5	0	0	1	2
RANDOLPH, M.	18.00	0-0	2	0	0	0/0	0	1.0	2	2	2	0	1	1	0	0	.400	0	0	0	0	0
Totals	4.98	27-28	55	55	2	4/3	14	486.0	554	335	269	180	414	99	13	44	.285	45	41	6	25	31
Opponents	4.70	28-27	55	55	1	4/3	8	488.0	533	322	255	216	335	87	15	29	.281	43	55	5	31	44

PB - Team (11), O'REILLY, R. 8, STEVENS, S. 3, Opp (15). Pickoffs - Team (9), CUSHING, J. 3, KILLAM, B. 2, STEVENS, S. 2, DEISE, A. 2, Opp (15). SBA/ATT - O'REILLY, R. (31-43), STEVENS, S. (26-32), MATHEWS, S. (9-14), MORREALE, N. (8-11), LEONARD, N. (6-10), CUSHING, J. (7-8), KILLAM, B. (6-6), BIALKOWSKI (6-6), SWAD, J. (3-5), CHUDACOFF, J (5-5), SUPERKO, K. (2-4), BURKE, J. (3-3), DEISE, A. (1-2), ABDALLA, N. (1-2), GOLDENBERG (1-1).



# 2017 FINAL BIG EAST STATISTICS

Record: 4-14 Home: 2-7 Away: 2-7 Conference: 4-14

Player	avg	gp-gs	ab	r	h	2b	3b	hr	rbi	tb	slg%	bb	hp	so	gdp	ob%	sf	sh	sb-att	po	a	e	fld%
BERNAUER, A.	.302	18-18	63	7	19	3	1	0	6	24	.381	9	1	11	3	.392	1	0	1-1	153	5	2	.988
GARZA, E.	.295	18-18	78	11	23	8	0	2	14	37	.474	1	0	15	1	.296	2	0	0-0	26	50	5	.938
KUZBEL, J.	.288	18-18	73	11	21	4	2	1	9	32	.438	6	2	11	0	.349	2	0	1-1	0	0	0	.000
WEISENBERG	.271	18-18	59	11	16	0	2	3	11	29	.492	10	2	11	1	.394	0	1	1-1	16	37	5	.914
DERENZI, M.	.254	18-18	67	12	17	1	0	2	8	24	.358	8	1	19	0	.338	1	2	2-5	19	2	1	.955
DAVIS, R.	.250	5-1	8	0	2	0	0	0	1	2	.250	0	0	2	1	.250	0	0	0-0	3	1	1	.800
RACUSIN, Z.	.208	18-18	72	7	15	1	0	1	7	19	.264	5	2	4	1	.275	1	1	1-2	33	0	2	.943
BERNSTEIN, J	.200	18-17	70	10	14	2	0	0	7	16	.229	7	0	14	1	.273	0	1	0-0	28	45	2	.973
SHIRLEY, A.	.182	10-2	11	1	2	1	0	0	1	3	.273	2	0	3	0	.308	0	0	0-0	7	0	0	1.000
HALL, B.	.174	17-16	46	5	8	3	1	0	3	13	.283	7	2	18	0	.309	0	0	0-0	41	2	1	.977
STEVENS, S.	.143	12-5	28	3	4	1	0	1	4	8	.286	4	0	8	0	.250	0	1	0-0	47	8	0	1.000
O'REILLY, R.	.121	15-13	33	2	4	2	0	0	4	6	.182	3	2	10	0	.237	0	3	1-1	93	9	3	.971
STEHR, B.	.000	2-0	1	0	0	0	0	0	0	0	.000	1	0	1	0	.500	0	0	0-0	0	0	0	.000
SIMOURIAN, J	.000	3-0	1	0	0	0	0	0	0	0	.000	0	0	0	0	.000	0	0	0-0	0	0	1	.000
ACHECAR III	.000	2-0	1	0	0	0	0	0	0	0	.000	0	1	0	0	.500	0	0	0-0	0	0	0	.000
SUPERKO, K.	.000	1-0	0	0	0	0	0	0	0	0	.000	0	0	0	0	.000	0	0	0-0	0	6	0	1.000
SALOMON, W.	.000	1-0	0	0	0	0	0	0	0	0	.000	1	0	0	0	1.000	0	0	0-0	0	0	0	.000
Totals	.237	18	611	80	145	26	6	10	75	213	.349	64	13	127	8	.319	7	9	7-11	471	190	26	.962
Opponents	.310	18	638	131	198	36	6	21	122	309	.484	70	19	142	7	.389	11	13	18-28	486	168	21	.969

LOB - Team (140), Opp (149). DPs turned - Team (7), Opp (10). CI - Team (0), Opp (2). IBB - Team (0), Opp (1). Picked off - DERENZI, M. 2, BERNAUER, A. 1, BERNSTEIN, J 1.

## (Conference games only Sorted by Earned run avg)

Player	era	w-l	app	gs	cg	sho	sv	ip	h	r	er	bb	so	2b	3b	hr	b/avg	wp	hp	bk	sfa	sha
DEISE, A.	2.70	0-0	5	0	0	0/0	0	3.1	4	1	1	2	2	0	0	0	.308	0	1	0	0	0
SWAD, J.	3.12	0-0	7	0	0	0/0	0	8.2	4	4	3	8	13	0	0	0	.143	1	2	1	0	1
CUSHING, J.	5.09	2-4	6	6	0	0/0	0	35.1	42	28	20	12	30	14	0	5	.296	2	2	0	3	2
SUPERKO, K.	5.32	0-2	5	5	0	0/0	0	23.2	28	15	14	6	8	7	2	4	.298	2	7	1	1	4
KILLAM, B.	6.00	0-1	5	1	0	0/0	0	9.0	10	6	6	3	13	2	1	1	.286	1	1	0	2	0
MATHEWS, S.	6.03	1-5	6	6	2	1/0	0	37.1	53	30	25	8	32	6	2	5	.340	1	4	0	2	3
LEONARD, N.	6.30	1-0	5	0	0	0/0	0	10.0	12	8	7	10	13	1	0	3	.293	2	1	0	0	0
ABDALLA, N.	7.04	0-0	6	0	0	0/0	0	7.2	11	9	6	1	8	2	0	1	.355	2	0	0	0	1
MORREALE, N.	7.45	0-1	10	0	0	0/0	0	9.2	10	10	8	7	12	4	0	0	.256	6	0	1	1	1
CHUDACOFF, J	9.00	0-0	4	0	0	0/0	0	4.0	6	4	4	3	3	0	0	0	.333	0	1	0	1	0
BIALKOWSKI	12.60	0-1	7	0	0	0/0	0	5.0	7	8	7	6	5	0	0	1	.333	2	0	0	1	1
BURKE, J.	21.60	0-0	4	0	0	0/0	0	3.1	11	8	8	4	3	0	1	1	.550	0	0	0	0	0
Totals	6.25	4-14	18	18	2	1/0	0	157.0	198	131	109	70	142	36	6	21	.310	19	19	3	11	13
Opponents	3.72	14-4	18	18	1	2/1	4	162.0	145	80	67	64	127	26	6	10	.237	19	13	4	7	9

PB - Team (1), STEVENS, S. 1, Opp (2). Pickoffs - Team (4), CUSHING, J. 3, KILLAM, B. 1, Opp (4). SBA/ATT - O'REILLY, R. (12-19), STEVENS, S. (6-9), MATHEWS, S. (2-6), BIALKOWSKI (5-5), KILLAM, B. (3-3), SWAD, J. (2-3), CHUDACOFF, J (3-3), LEONARD, N. (0-2), ABDALLA, N. (1-2), MORREALE, N. (1-2), CUSHING, J. (1-1), SUPERKO, K. (0-1).



# 2017 FINAL RESULTS

Date	Opponent	Score	Inns	Overall	Conference	Pitcher of record	Attend	Time
Feb 17, 2017	at Davidson	w 6-5	9	1-0-0	0-0-0	DEISE, A. (W 1-0)	452	2:39
Feb 18, 2017	at Davidson	L 4-9	9	1-1-0	0-0-0	CUSHING, J. (L 0-1)	437	2:37
Feb 19, 2017	at Davidson	L 1-8	9	1-2-0	0-0-0	SUPERKO, K. (L 0-1)	376	2:28
Feb 22, 2017	at Coppin State	w 6-5	(10)	2-2-0	0-0-0	SWAD, J. (W 1-0)	60	3hr2
Feb 24, 2017	at USC Upstate	L 0-12	9	2-3-0	0-0-0	MATHEWS, S. (L 0-1)	79	2:26
Feb 25, 2017	at Wofford	L 11-18	9	2-4-0	0-0-0	CUSHING, J. (L 0-2)	326	3:20
Feb 26, 2017	vs Dayton	L 7-8	9	2-5-0	0-0-0	DEISE, A. (L 1-1)	91	2:30
Feb 28, 2017	at NAVY	w 11-3	9	3-5-0	0-0-0	LEONARD, N. (W 1-0)	114	2:33
Mar 01, 2017	at George Washington	w 6-4	9	4-5-0	0-0-0	KILLAM, B. (W 1-0)	82	3:18
Mar 03, 2017	vs Chicago State	w 11-0	9	5-5-0	0-0-0	CUSHING, J. (W 1-2)	97	2:41
Mar 04, 2017	vs Boston College	w 4-3	9	6-5-0	0-0-0	MATHEWS, S. (W 1-1)	94	2:25
Mar 05, 2017	vs Ball State	w 3-0	9	7-5-0	0-0-0	SUPERKO, K. (W 1-1)	101	2:18
Mar 07, 2017	vs Western Michigan	w 12-8	(11)	8-5-0	0-0-0	SWAD, J. (W 2-0)	113	3:56
Mar 08, 2017	vs Central Michigan	L 7-9	9	8-6-0	0-0-0	MORREALE, N. (L 0-1)	106	3:15
Mar 10, 2017	vs Lafayette	w 10-4	9	9-6-0	0-0-0	MATHEWS, S. (W 2-1)	109	2:22
Mar 11, 2017	vs Lafayette	w 14-7	9	10-6-0	0-0-0	CUSHING, J. (W 2-2)	94	2:56
Mar 12, 2017	vs Lafayette	w 13-6	9	11-6-0	0-0-0	SUPERKO, K. (W 2-1)	87	2:42
Mar 17, 2017	at Gardner-Webb	L 1-8	9	11-7-0	0-0-0	MATHEWS, S. (L 2-2)	201	2:26
Mar 18, 2017	at Gardner-Webb	L 3-4	(10)	11-8-0	0-0-0	SWAD, J. (L 2-1)	257	3:00
Mar 19, 2017	at Gardner-Webb	w 4-2	9	12-8-0	0-0-0	SUPERKO, K. (W 3-1)	211	2:43
Mar 22, 2017	COPPIN STATE	w 14-4	9	13-8-0	0-0-0	LEONARD, N. (W 2-0)	86	3:20
Mar 25, 2017	at Brown-1	L 0-2	9	13-9-0	0-0-0	MATHEWS, S. (L 2-3)	161	2:10
Mar 25, 2017	at Brown-2	L 10-11	9	13-10-0	0-0-0	SWAD, J. (L 2-2)	175	4:00
Mar 26, 2017	at Brown	w 3-2	9	14-10-0	0-0-0	SUPERKO, K. (W 4-1)	165	2:25
Mar 29, 2017	NAVY	L 2-6	9	14-11-0	0-0-0	LEONARD, N. (L 2-1)	72	2:32
Apr 01, 2017	GEORGE MASON-1	L 1-11	9	14-12-0	0-0-0	MATHEWS, S. (L 2-4)	125	2:25
Apr 01, 2017	at George Mason-2	w 7-3	9	15-12-0	0-0-0	CUSHING, J. (W 3-2)	125	2:45
Apr 02, 2017	at George Mason	w 4-2	9	16-12-0	0-0-0	SUPERKO, K. (W 5-1)	122	2:22
Apr 04, 2017	CORNELL	w 3-1	9	17-12-0	0-0-0	LEONARD, N. (W 3-1)	93	2:22
Apr 07, 2017	NYIT	w 6-4	9	18-12-0	0-0-0	MATHEWS, S. (W 3-4)	124	2:26
Apr 08, 2017	NYIT	w 9-0	9	19-12-0	0-0-0	CUSHING, J. (W 4-2)	467	2:30
Apr 09, 2017	NYIT	w 13-3	9	20-12-0	0-0-0	SUPERKO, K. (W 6-1)	163	2:33
* Apr 13, 2017	CREIGHTON	L 5-7	9	20-13-0	0-1-0	MATHEWS, S. (L 3-5)	187	2:55
* Apr 14, 2017	CREIGHTON	L 4-6	9	20-14-0	0-2-0	CUSHING, J. (L 4-3)	161	3:05
* Apr 15, 2017	CREIGHTON	L 9-11	9	20-15-0	0-3-0	MORREALE, N. (L 0-1)	211	3:07
Apr 18, 2017	at Mount St. Mary's	w 13-2	9	21-15-0	0-3-0	LEONARD, N. (W 4-1)	156	2:36
* Apr 21, 2017	at Seton Hall	L 2-11	9	21-16-0	0-4-0	MATHEWS, S. (L 3-6)	123	3:23
* Apr 22, 2017	at Seton Hall	L 4-5	9	21-17-0	0-5-0	CUSHING, J. (L 4-4)	189	3:21
* Apr 23, 2017	at Seton Hall	L 5-10	9	21-18-0	0-6-0	SUPERKO, K. (L 6-2)	294	3:13
Apr 26, 2017	UMBC	L 2-10	9	21-19-0	0-6-0	LEONARD, N. (L 4-2)	74	2:46
* Apr 28, 2017	at Villanova	w 7-0	9	22-19-0	1-6-0	MATHEWS, S. (W 4-6)	207	2:17
* Apr 29, 2017	at Villanova	L 0-4	9	22-20-0	1-7-0	CUSHING, J. (L 4-5)	301	2:05
* Apr 30, 2017	at Villanova	w 3-2	(11)	23-20-0	2-7-0	LEONARD, N. (W 5-2)	377	3:03
May 02, 2017	GEORGE WASHINGTON	w 8-7	9	24-20-0	2-7-0	KILLAM, B. (W 2-0)	133	2:47
* May 05, 2017	ST. JOHN'S	L 1-7	9	24-21-0	2-8-0	MATHEWS, S. (L 4-7)	159	2:34
* May 06, 2017	ST. JOHN'S	w 13-5	9	25-21-0	3-8-0	CUSHING, J. (W 5-5)	171	3:09
* May 07, 2017	ST. JOHN'S	L 8-9	(11)	25-22-0	3-9-0	BIALKOWSKI (L 0-1)	211	4:02
May 10, 2017	MARYLAND EASTERN SHO	w 8-5	9	26-22-0	3-9-0	SWAD, J. (W 3-2)	109	2:53
* May 13, 2017	BUTLER	w 13-6	9	27-22-0	4-9-0	CUSHING, J. (W 6-5)	268	3:18
* May 14, 2017	BUTLER-1	L 0-5	7	27-23-0	4-10-0	MATHEWS, S. (L 4-8)	179	1:50
* May 14, 2017	BUTLER-2	L 1-7	9	27-24-0	4-11-0	SUPERKO, K. (L 6-3)	179	2:48
May 16, 2017	at UMBC	L 5-8	9	27-25-0	4-11-0	LEONARD, N. (L 5-3)	125	3:00
* May 18, 2017	at Xavier	L 2-17	9	27-26-0	4-12-0	CUSHING, J. (L 6-6)	418	2:39
* May 19, 2017	at Xavier	L 1-13	9	27-27-0	4-13-0	MATHEWS, S. (L 4-9)	365	2:35
* May 20, 2017	at Xavier	L 2-6	9	27-28-0	4-14-0	KILLAM, B. (L 2-1)	412	2:25

( ) extra inning game

