

2017 GEORGETOWN BASEBALL QUICK FACTS

UNIVERSITY INFORMATION

Location..... Washington, D.C., 20057
Founded..... 1789
Enrollment..... 7,562 undergrad / 18,459 total
Nickname..... Hoyas
School Colors..... Blue & Gray
Affiliation..... NCAA Division I
Conference..... BIG EAST
Athletic Department Phone..... (202) 687-2435
President..... John J. DeGioia
Athletic Website..... www.guhoyas.com

ATHLETIC ADMINISTRATION

Athletic Director..... Lee Reed
Senior Associate AD/External Affairs..... Dan O’Neil
Senior Associate AD/Internal Operations..... Dan Trump
Senior Associate AD/SWA..... Sharon Brummell
Associate AD/Facilities & Operations..... Brian McGuire
Assistant AD/S-A Leadership & Dev..... Dr. Mike Lorenzen
Assistant AD/Compliance..... Chris Ray
Assistant AD/S-A Health & Wellness..... Shawn Hendi
Executive Director for Athletic Relations..... Patrick McArdle
Director of Corporate Sponsorship..... Colin Smith
Director of Marketing..... Chris Grosse
Head of Sports Performance..... Mike Hill
Director of Equipment & Transportation..... Josh Larosa

SPORTS INFORMATION

Asst. Sports Information Dir./BB Contact..... Brendan Thomas
Email..... bat42@georgetown.edu
Cell Phone..... (207) 400-2840
Office Phone..... (202) 687-6783
Fax..... (202) 687-2491

Assistant AD for Communications..... Mike “Mex” Carey
Director of Sports Information..... Barbara Barnes
Associate Sports Information Director..... Diana Pulupa
Assistant Sports Information Director..... Jeffrey Messman
Graduate Assistant..... Jordan DeBettencourt

Sports Info. Mailing Address:
Georgetown University Sports Info.
McDonough Arena
3700 O St. NW
Washington, D.C. 20057

BASEBALL STAFF

Head Coach..... Pete Wilk
Alma Mater..... Rollins College ‘87
Career Record (years)..... 348-562 (17)
at Georgetown..... same
Assistant/Hitting Coach..... Ryan Wood (2nd Season)
Alma Mater..... East Carolina University ‘13
Assistant/Pitching Coach..... Alex Swenson (2nd Season)
Alma Mater..... Jacksonville University ‘11
Volunteer Asst. Coach..... Sean Connole (2nd Season)
Alma Mater..... Washington College ‘13
Athletic Trainer..... Luke Burtnett
Sport Administrator..... Dan Trump

TEAM INFORMATION


2016 Overall Record..... 25-29
Home..... 12-9
Away..... 8-18
Neutral..... 5-2
BIG EAST/Finish..... 8-10/5th
Postseason..... N/A


Players Returning/Lost..... 21/14
Newcomers..... 12
Position Starters Returning/Lost..... 7/2
Starting Pitchers Returning/Lost..... 2/1


FACILITY INFORMATION

Primary Stadium..... Shirley Povich Field
Capacity..... 1,500
Location..... Bethesda, Md.
Dimensions:
Left..... 330
Center..... 375
Right..... 330
Surface..... Natural Grass
Year Opened..... 2000

SOCIAL MEDIA

..... @GtownBaseball
..... @GeorgetownHoyas

..... @HoyaBaseball
..... @GeorgetownAthletics

..... Facebook.com/HoyaBaseball
..... Facebook.com/GeorgetownAthletics



2017 SCHEDULE

Date	Opponent	Location	Time (ET)
Friday, Feb. 17	at Davidson	Davidson, N.C.	6 p.m.
Saturday, Feb. 18	at Davidson	Davidson, N.C.	2 p.m.
Sunday, Feb. 19	at Davidson	Davidson, N.C.	1 p.m.
Wednesday, Feb. 22	at Coppin State	Baltimore, Md.	3 p.m.
Friday, Feb. 24	at USC Upstate	Spartanburg, S.C.	4 p.m.
Saturday, Feb. 25	at Wofford	Spartanburg, S.C.	2 p.m.
Sunday, Feb. 26	vs. Dayton	Spartanburg, S.C.	Noon
Tuesday, Feb. 28	at Navy	Annapolis, Md.	2 p.m.
Wednesday, Mar. 1	at George Washington	Arlington, Va.	3 p.m.
Friday, Mar. 3	vs. Chicago State !	Port Charlotte, Fla.	2:30 p.m.
Saturday, Mar. 4	vs. Boston College !	Port Charlotte, Fla.	2:30 p.m.
Sunday, Mar. 5	vs. Ball State !	Port Charlotte, Fla.	10:30 a.m.
Tuesday, Mar. 7	vs. Central Michigan !	Port Charlotte, Fla.	4 p.m.
Wednesday, Mar. 8	vs. Western Michigan !	Port Charlotte, Fla.	2:30 p.m.
Friday, Mar. 10	vs. Lafayette !	Port Charlotte, Fla.	5 p.m.
Saturday, Mar. 11	vs. Lafayette !	Port Charlotte, Fla.	2 p.m.
Sunday, Mar. 12	vs. Lafayette !	Port Charlotte, Fla.	10 a.m.
Wednesday, Mar. 15	at UMES	Princess Anne, Md.	3 p.m.
Friday, Mar. 17	at Gardner-Webb	Boiling Springs, N.C.	6 p.m.
Saturday, Mar. 18	at Gardner-Webb	Boiling Springs, N.C.	2 p.m.
Sunday Mar. 19	at Gardner-Webb	Boiling Springs, N.C.	1 p.m.
Wednesday, Mar. 22	Coppin State	Shirley Povich Field	3 p.m.
Saturday, Mar. 25	at Brown (DH)	Providence, R.I.	1 p.m.
Sunday, Mar. 26	at Brown	Providence, R.I.	Noon
Wednesday, Mar. 29	Navy	Shirley Povich Field	3 p.m.
Friday, Mar. 31	George Mason	Shirley Povich Field	3 p.m.
Saturday, April 1	at George Mason	Fairfax, Va.	2 p.m.
Sunday, April 2	at George Mason	Fairfax, Va.	1 p.m.
Tuesday, April 4	Cornell	Shirley Povich Field	3 p.m.
Friday, April 7	NYIT	Shirley Povich Field	3 p.m.
Saturday, April 8	NYIT	Shirley Povich Field	1 p.m.
Sunday, April 9	NYIT	Shirley Povich Field	Noon
Thursday, April 13	Creighton *	Shirley Povich Field	3 p.m.
Friday, April 14	Creighton *	Shirley Povich Field	4 p.m.
Saturday, April 15	Creighton *	Shirley Povich Field	1 p.m.
Tuesday, April 18	at Mount St. Mary's	Emmitsburg, Md.	3:30 p.m.
Friday, April 21	at Seton Hall *	South Orange, N.J.	6 p.m.
Saturday, April 22	at Seton Hall *	South Orange, N.J.	1 p.m.
Sunday, April 23	at Seton Hall *	South Orange, N.J.	Noon
Tuesday, April 25	UMBC	Shirley Povich Field	7 p.m.
Friday, April 28	at Villanova *	Plymouth Meeting, Pa.	3 p.m.
Saturday, April 29	at Villanova *	Plymouth Meeting, Pa.	2 p.m.
Sunday, April 30	at Villanova *	Plymouth Meeting, Pa.	1 p.m.
Tuesday, May 2	George Washington	Shirley Povich Field	7 p.m.
Friday, May 5	St. John's *	Shirley Povich Field	7 p.m.
Saturday, May 6	St. John's *	Shirley Povich Field	7 p.m.
Sunday, May 7	St. John's *	Shirley Povich Field	1 p.m.
Wednesday, May 10	UMES	Shirley Povich Field	7 p.m.
Friday, May 12	Butler *	Shirley Povich Field	7 p.m.
Saturday, May 13	Butler *	Shirley Povich Field	7 p.m.
Sunday, May 14	Butler *	Shirley Povich Field	1 p.m.
Tuesday, May 16	at UMBC	Baltimore, Md.	6 p.m.
Thursday, May 18	at Xavier *	Cincinnati, Ohio	3 p.m.
Friday, May 19	at Xavier *	Cincinnati, Ohio	3 p.m.
Saturday, May 20	at Xavier *	Cincinnati, Ohio	Noon
May 26 – May 29	BIG EAST Championships	Omaha, Neb.	

Home games in bold played at Shirley Povich Field (10614 Westlake Drive, Bethesda, Md.)

! Snowbird Baseball Classic

* BIG EAST Conference Game

BIG EAST Championships held in Omaha, Neb. (hosted by Creighton)



2017 ROSTER

NUMERICAL ROSTER

NO	NAME	Pos.	ELIG.	B/T	Ht./Wt.	HOMETOWN/HIGH SCHOOL
1	John Simourian	C	Fr.	R/R	5-9/170	Andover, Mass./Phillips Andover
3	Joseph Bialkowski	1B/LHP	Sr.	L/L	6-3/185	Raleigh, N.C./Needham B. Broughton
4	Beau Hall	OF	Sr.	R/R	5-9/180	Seaville, N.J./Ocean City
5	AJ Lotsis	INF/OF	Fr.	L/R	5-9/170	Phoenixville, Pa./Episcopal Academy
6	Jordan Chudacoff	RHP	Sr.	R/R	6-0/215	Highland Park, Ill./New Trier/Lawrenceville
7	Matt Randolph	RHP	Jr.	R/R	6-1/195	Concord, N.H./Cannon School/Emory
8	Austin Shirley	OF	Jr.	L/L	5-8/160	Strafford, Pa./Conestoga
9	Eric Garza	INF	Sr.	R/R	6-0/190	San Antonio, Texas/Ronald Regan/San Jacinto
10	Jake Bernstein	INF	Jr.	L/R	5-10/175	Frederick, Md./St. John's College HS
11	Richie O'Reilly	C	Jr.	R/R	5-11/190	Hermosa Beach, Calif./Loyola HS
12	Joe Sleiman	OF	Sr.	R/R	6-0/210	Windermere, Fla./Lake Highland Prep
14	Jake Kuzbel *	INF	Sr.	L/R	6-2/205	Ashburn, Va./Stone Bridge
15	Ryan Weisenberg	INF	So.	R/R	5-11/190	Parkland, Fla./San Ramon Valley
16	Michael DeRenzi	OF	Jr.	L/L	6-2/190	Mendham, N.J./Seton Hall Prep
17	Brent Killam	LHP/OF	Fr.	L/L	5-11/170	Nokomis, Fla./Venice
18	Wilson Salomon	C	Fr.	R/R	6-0/195	Greenwich, Conn./Brunswick
20	Kevin Superko	RHP	Jr.	R/R	6-1/170	Wellesley, Mass./Wellesley/Phillips Andover
21	Zach Racusin	OF	Grad.	R/R	6-0/200	Morristown, N.J./Salisbury School/Marist
22	Jimmy Swad	RHP	Jr.	R/R	6-0/180	Washington, D.C./St. Albans School
23	Freddy Achechar III	1B	Fr.	L/L	6-2/215	Atlanta, Ga./Lovett School
24	Sammy Stevens	C	Jr.	L/R	6-3/215	Birmingham, Mich./Brother Rice
25	Nick Leonard *	RHP	Sr.	L/R	6-6/225	Washington, D.C./Maret
26	Simon Mathews *	RHP	Sr.	R/R	6-2/180	West Haven, Conn./Hopkins School/Temple
28	Alexander Deise	LHP	Grad.	L/L	6-3/185	St. Petersburg, Fla./St. John's College High School [D.C.]/Florida State
29	Alex Bernauer	1B	Jr.	L/L	6-5/220	Sunnyvale, Calif./Fremont
31	Jack Cushing	RHP	So.	R/R	6-3/200	Flower Mound, Texas/Marcus
32	Bennett Stehr	1B	Jr.	R/R	6-3/240	Orinda, Calif./Miramonte
34	Noah Abdalla	RHP	Fr.	R/R	6-2/205	Raleigh, N.C./Northern Highlands Regional [N.J.]
35	Ryan Davis	INF	Fr.	L/R	5-11/175	Danville, Calif./San Ramon Valley
37	Casey Goldenberg	RHP	So.	R/R	6-0/175	North Palm Beach, Fla./Suncoast Community
38	Nick Morreale	RHP	Fr.	R/R	6-5/215	Lake Elmo, Minn./St. Thomas Academy/IMG Academy
40	Jeremiah Burke	RHP	Fr.	R/R	6-2/210	Delmar, N.Y./Bethlehem Central/La Salle Institute

ALPHABETICAL ROSTER

NO	NAME	Pos.	ELIG.	B/T	Ht./Wt.	HOMETOWN/HIGH SCHOOL
34	Noah Abdalla	RHP	Fr.	R/R	6-2/205	Raleigh, N.C./Northern Highlands Regional [N.J.]
23	Freddy Achechar III	1B	Fr.	L/L	6-2/215	Atlanta, Ga./Lovett School
29	Alex Bernauer	1B	Jr.	L/L	6-5/220	Sunnyvale, Calif./Fremont
10	Jake Bernstein	INF	Jr.	L/R	5-10/175	Frederick, Md./St. John's College HS
3	Joseph Bialkowski	1B/LHP	Sr.	L/L	6-3/185	Raleigh, N.C./Needham B. Broughton
40	Jeremiah Burke	RHP	Fr.	R/R	6-2/210	Delmar, N.Y./Bethlehem Central/La Salle Institute
6	Jordan Chudacoff	RHP	Sr.	R/R	6-0/215	Highland Park, Ill./New Trier/Lawrenceville
31	Jack Cushing	RHP	So.	R/R	6-3/200	Flower Mound, Texas/Marcus
35	Ryan Davis	INF	Fr.	L/R	5-11/175	Danville, Calif./San Ramon Valley
28	Alexander Deise	LHP	Grad.	L/L	6-3/185	St. Petersburg, Fla./St. John's College High School [D.C.]/Florida State
16	Michael DeRenzi	OF	Jr.	L/L	6-2/190	Mendham, N.J./Seton Hall Prep
9	Eric Garza	INF	Sr.	R/R	6-0/190	San Antonio, Texas/Ronald Regan/San Jacinto/TCU
37	Casey Goldenberg	RHP	So.	R/R	6-0/175	North Palm Beach, Fla./Suncoast Community
4	Beau Hall	OF	Sr.	R/R	5-9/180	Seaville, N.J./Ocean City
17	Brent Killam	LHP/OF	Fr.	L/L	5-11/170	Nokomis, Fla./Venice
14	Jake Kuzbel *	INF	Sr.	L/R	6-2/205	Ashburn, Va./Stone Bridge
25	Nick Leonard *	RHP	Sr.	L/R	6-6/225	Washington, D.C./Maret
5	AJ Lotsis	INF/OF	Fr.	L/R	5-9/170	Phoenixville, Pa./Episcopal Academy
26	Simon Mathews *	RHP	Sr.	R/R	6-2/180	West Haven, Conn./Hopkins School/Temple
38	Nick Morreale	RHP	Fr.	R/R	6-5/215	Lake Elmo, Minn./St. Thomas Academy/IMG Academy
11	Richie O'Reilly	C	Jr.	R/R	5-11/190	Hermosa Beach, Calif./Loyola HS
21	Zach Racusin	OF	Grad.	R/R	6-0/200	Morristown, N.J./Salisbury School/Marist
7	Matt Randolph	RHP	Jr.	R/R	6-1/195	Concord, N.H./Cannon School/Emory
18	Wilson Salomon	C	Fr.	R/R	6-0/195	Greenwich, Conn./Brunswick
8	Austin Shirley	OF	Jr.	L/L	5-8/160	Strafford, Pa./Conestoga
1	John Simourian	C	Fr.	R/R	5-9/170	Andover, Mass./Phillips Andover
12	Joe Sleiman	OF	Sr.	R/R	6-0/210	Windermere, Fla./Lake Highland Prep
32	Bennett Stehr	1B	Jr.	R/R	6-3/240	Orinda, Calif./Miramonte
24	Sammy Stevens	C	Jr.	L/R	6-3/215	Birmingham, Mich./Brother Rice
20	Kevin Superko	RHP	Jr.	R/R	6-1/170	Wellesley, Mass./Wellesley/Phillips Andover
22	Jimmy Swad	RHP	Jr.	R/R	6-0/180	Washington, D.C./St. Albans School
15	Ryan Weisenberg	INF	So.	R/R	5-11/190	Parkland, Fla./San Ramon Valley

COACHING STAFF

HEAD COACH: PETE WILK

18th season
Rollins College '87

HITTING COACH: RYAN WOOD

2nd season
East Carolina University '13

PITCHING COACH: ALEX SWENSON

2nd season
Jacksonville University '11

VOLUNTEER COACH: SEAN CONNOLE

2nd season
Washington College '13

Pronunciation Guide

#1	Simourian	Sih-MORE-ian
#3	Bialkowski	Beal-COW-ski
#5	Lotsis	LOT-sis
#6	Chudacoff	CHUH-duh-coff
#12	Sleiman	SLAY-min
#14	Kuzbel	KOOZ-bell
#15	Weisenberg	WISE-en-berg
#17	Killam	KILL-em
#20	Superko	Sue-PER-Ko
#21	Racusin	RAH-que-sin
#29	Bernauer	BURN-ow-er
#28	Deise	DEESE
#32	Stehr	STARE
#34	Abdalla	Ab-DAHL-uh
	Connole	Kuh-Knoll

HOYAS BY STATE

Florida	5
California	4
New Jersey	3
Connecticut	2
Georgia	2
Massachusetts	2
North Carolina	2
Pennsylvania	2
Texas	2
Washington, D.C.	2
Illinois	1
Maryland	1
Michigan	1
Minnesota	1
New Hampshire	1
New York	1
Virginia	1

HOYAS BY CLASS

Graduate Students	2
Seniors	8
Juniors	10
Sophomores	4
Freshmen	9



2016 FINAL STATISTICS

Record: 25-29 Home: 12-9 Away: 8-18 Neutral: 5-2 Conference: 8-10

Player	avg	gp-gs	ab	r	h	2b	3b	hr	rbi	tb	slg%	bb	hp	so	gdp	ob%	sf	sh	sb-att	po	a	e	fld%		
DERENZI, Michael	.332	48-48	205	32	68	7	5	3	21	94	.459	11	2	48	0	.372	0	3	26-27	106	4	4	.965		
KUZBEL, Jake	.293	43-42	174	22	51	9	2	2	27	70	.402	14	3	23	2	.354	1	1	3-6	0	0	0	.000		
BUSHOR, Chase	.287	47-44	167	25	48	12	0	1	21	63	.377	19	2	29	8	.361	3	4	1-2	71	136	9	.958		
GARZA, Eric	.271	31-22	85	4	23	5	0	0	8	28	.329	8	1	13	2	.337	1	0	0-3	23	42	10	.867		
BIALKOWSKI, Joseph	.270	52-50	204	26	55	9	1	3	31	75	.368	22	1	28	6	.341	2	0	2-3	407	27	6	.986		
BERNSTEIN, Jake	.260	43-40	154	18	40	0	1	1	14	45	.292	14	3	31	7	.333	0	5	8-12	60	106	9	.949		
O'REILLY, Richie	.257	16-10	35	8	9	1	0	0	3	10	.286	7	1	9	1	.395	0	1	0-1	58	14	1	.986		
SANCHEZ, Cristian	.256	14-11	43	6	11	3	0	2	10	20	.465	0	1	8	0	.273	0	1	0-1	6	12	5	.783		
HALL, Beau	.251	51-51	179	34	45	10	0	3	24	64	.358	29	11	45	2	.385	2	9	10-14	162	5	1	.994		
SHIRLEY, Austin	.246	37-33	130	22	32	8	0	0	7	40	.308	18	4	18	1	.351	2	4	5-6	52	0	1	.981		
BERNAUER, Alex	.239	21-9	46	5	11	3	1	0	11	16	.348	3	2	5	3	.314	0	0	1-1	52	1	0	1.000		
WEBBER, Eric	.234	45-43	137	20	32	1	0	0	10	33	.241	26	2	14	4	.364	0	6	6-7	267	45	9	.972		
WEISENBERG, Ryan	.231	41-31	108	14	25	4	0	4	14	41	.380	12	1	23	3	.311	1	8	0-1	20	59	7	.919		
DILLON, Charlie	.230	41-31	122	10	28	3	0	1	25	34	.279	12	4	31	2	.317	1	2	4-6	54	1	5	.917		
RICCIARDI, Dante	.208	21-15	48	8	10	1	0	0	2	11	.229	13	3	13	2	.400	1	0	0-0	23	36	7	.894		
STEHR, Bennett	.063	9-5	16	4	1	0	0	1	4	4	.250	4	1	6	1	.286	0	0	0-0	38	0	1	.974		
STEVENS, Sammy	.000	4-1	4	0	0	0	0	0	0	0	.000	2	0	1	0	.333	0	0	0-0	10	1	0	1.000		
SLEIMAN, Joe	.000	3-0	1	0	0	0	0	0	0	0	.000	0	1	0	0	.500	0	0	0-0	0	0	0	.000		

SUPERKO, Kevin	.000	1-0	0	0	0	0	0	0	0	0	.000	0	0	0	0	.000	0	0	0-0	2	10	3	.800		
Totals	.263	54	1858	258	489	76	10	21	232	648	.349	214	43	345	44	.350	14	44	66-90	1436	577	86	.959		
Opponents	.275	54	1856	313	511	90	11	33	281	722	.389	190	39	330	32	.349	35	30	58-85	1457	614	88	.959		

LOB - Team (460), Opp (402). DPs turned - Team (40), Opp (55). CI - Team (1), WEBBER, E. 1, Opp (2).

(All games Sorted by Earned run avg)

Player	era	w-l	app	gs	cg	sho	sv	ip	h	r	er	bb	so	2b	3b	hr	b/avg	wp	hp	bk	sfa	sha
BIALKOWSKI, Joseph	0.00	0-0	2	0	0	0/1	0	2.2	4	1	0	3	3	0	0	0	.333	0	0	0	0	0
GEORGE JR., Webb	0.00	0-0	1	0	0	0/0	0	2.0	1	0	0	0	1	0	0	0	.143	0	0	0	0	0
MATHEWS, Simon	2.45	5-4	13	13	5	1/0	0	95.1	104	47	26	18	59	16	4	2	.287	5	6	0	6	9
MORABITO, Anthony	3.18	0-0	6	0	0	0/0	0	5.2	6	2	2	7	7	1	0	0	.273	1	1	0	0	0
ELLINGSON, David	3.29	2-4	22	0	0	0/1	11	27.1	20	14	10	14	24	0	0	3	.204	3	2	0	1	2
ALLEN, Max	3.29	0-0	13	0	0	0/0	0	13.2	13	9	5	6	10	3	0	0	.260	5	1	0	3	0
LEONARD, Nick	3.48	2-1	8	6	0	0/0	0	31.0	28	15	12	16	18	3	0	2	.252	0	2	0	1	3
DAVIS, Tim	3.96	4-1	26	0	0	0/1	1	36.1	35	20	16	12	45	3	2	4	.254	2	2	0	2	2
SMITH, Matt	4.52	3-6	13	13	0	0/0	0	81.2	80	52	41	28	64	22	1	5	.251	3	7	0	7	5
CUSHING, Jack	4.58	3-5	17	9	0	0/1	0	57.0	66	35	29	17	27	16	0	7	.291	4	0	0	3	4
POMEROY, Curtiss	6.00	0-0	4	0	0	0/0	0	3.0	5	2	2	3	5	0	0	0	.385	1	1	0	0	0
SWAD, Jimmy	6.28	5-2	25	0	0	0/0	0	43.0	43	32	30	20	31	7	1	5	.259	8	6	0	3	1
SUPERKO, Kevin	6.29	0-4	14	10	0	0/0	0	54.1	66	44	38	22	25	14	2	3	.304	1	7	0	4	3
GOLDENBERG, Casey	7.47	1-2	6	3	0	0/0	0	15.2	23	16	13	9	8	3	1	1	.338	2	1	0	2	0
CLARK, Noah	8.59	0-0	9	0	0	0/0	0	7.1	8	11	7	10	2	2	0	0	.267	2	1	0	0	1
CHUDACOFF, Jordan	33.75	0-0	5	0	0	0/0	0	2.2	9	12	10	4	1	0	0	1	.600	2	2	0	3	0
GIORDANO, Chris	99.00	0-0	1	0	0	0/0	0	0.0	0	1	1	1	0	0	0	0		0	0	1	0	0
Totals	4.55	25-29	54	54	5	2/1	12	478.2	511	313	242	190	330	90	11	33	.275	39	39	1	35	30
Opponents	3.85	29-25	54	54	2	4/2	9	485.2	489	258	208	214	345	76	10	21	.263	57	43	8	14	44



2016 FINAL BIG EAST STATISTICS

Record: 8-10 Home: 5-4 Away: 3-6 Conference: 8-10

Player	avg	gp-gs	ab	r	h	2b	3b	hr	rbi	tb	slg%	bb	hp	so	gdp	ob%	sf	sh	sb-att	po	a	e	fld%
WEISENBERG, Ryan	.325	17-13	40	5	13	3	0	2	7	22	.550	4	0	8	2	.378	1	6	0-0	7	24	3	.912
BERNAUER, Alex	.316	9-3	19	2	6	2	0	0	6	8	.421	1	0	2	3	.350	0	0	1-1	5	0	0	1.000
KUZBEL, Jake	.309	13-13	55	5	17	2	1	1	6	24	.436	3	1	13	0	.356	0	0	1-3	0	0	0	.000
HALL, Beau	.308	17-17	65	10	20	4	0	2	13	30	.462	8	5	12	1	.413	2	2	2-4	68	2	0	1.000
BIALKOWSKI, Joseph	.303	18-18	76	9	23	4	0	0	7	27	.355	5	0	11	2	.346	0	0	2-2	168	12	1	.994
DERENZI, Michael	.295	18-18	78	9	23	0	1	1	5	28	.359	3	1	20	0	.329	0	2	12-12	31	1	0	1.000
DILLON, Charlie	.289	13-13	45	5	13	2	0	1	12	18	.400	5	1	15	1	.373	0	0	0-1	22	0	5	.815
O'REILLY, Richie	.286	2-2	7	4	2	0	0	0	0	2	.286	1	0	2	0	.375	0	0	0-0	6	3	0	1.000
BUSHOR, Chase	.257	18-18	70	13	18	5	0	0	6	23	.329	5	1	14	4	.312	1	2	1-1	30	54	5	.944
WEBBER, Eric	.255	16-16	51	8	13	1	0	0	4	14	.275	14	1	4	2	.424	0	1	1-1	104	14	6	.952
BERNSTEIN, Jake	.217	16-16	60	8	13	0	1	0	3	15	.250	5	1	17	1	.288	0	3	1-3	21	40	2	.968
SHIRLEY, Austin	.171	10-8	35	3	6	1	0	0	2	7	.200	4	2	6	0	.293	0	2	1-1	8	0	0	1.000
SANCHEZ, Cristian	.167	6-5	18	2	3	0	0	0	1	3	.167	0	0	5	0	.167	0	0	0-0	4	4	1	.889
GARZA, Eric	.100	5-2	10	0	1	1	0	0	1	2	.200	1	0	5	0	.182	0	0	0-0	2	6	0	1.000
RICCIARDI, Dante	.000	2-0	2	0	0	0	0	0	0	0	.000	0	0	1	0	.000	0	0	0-0	0	0	0	.000
Totals	.271	18	631	83	171	25	3	7	73	223	.353	59	13	135	16	.344	4	18	22-29	488	203	27	.962
Opponents	.269	18	617	90	166	30	2	8	82	224	.363	50	12	106	12	.331	10	13	23-34	491	205	33	.955

LOB - Team (153), Opp (125). DPs turned - Team (13), Opp (17). CI - Team (1), WEBBER, E. 1, Opp (2).

(Conference games only Sorted by Earned run avg)

Player	era	w-l	app	gs	cg	sho	sv	ip	h	r	er	bb	so	2b	3b	hr	b/avg	wp	hp	bks	sfa	sha
MATHEWS, Simon	2.11	3-1	6	6	3	1/0	0	47.0	50	20	11	8	27	6	0	0	.287	1	2	0	3	6
ELLINGSON, David	3.00	1-3	7	0	0	0/0	2	9.0	7	5	3	3	10	0	0	2	.212	1	1	0	0	1
SMITH, Matt	3.64	1-3	6	6	0	0/0	0	42.0	38	23	17	15	31	10	0	2	.244	1	3	0	5	5
DAVIS, Tim	4.40	2-1	8	0	0	0/0	0	14.1	15	8	7	3	19	0	2	1	.268	0	1	0	0	1
ALLEN, Max	4.50	0-0	4	0	0	0/0	0	4.0	3	3	2	1	2	1	0	0	.214	1	1	0	1	0
SWAD, Jimmy	5.40	0-0	6	0	0	0/0	0	10.0	10	6	6	7	5	2	0	0	.250	1	3	0	0	0
SUPERKO, Kevin	5.65	0-0	4	2	0	0/0	0	14.1	17	10	9	5	7	4	0	1	.293	1	1	0	0	0
CUSHING, Jack	6.14	1-2	6	4	0	0/0	0	22.0	26	15	15	8	5	7	0	2	.302	3	0	0	1	0
Totals	3.87	8-10	18	18	3	1/0	2	162.2	166	90	70	50	106	30	2	8	.269	9	12	0	10	13
Opponents	3.68	10-8	18	18	0	1/1	3	163.2	171	83	67	59	135	25	3	7	.271	19	13	2	4	18

PB - Team (4), WEBBER, E. 4. Pickoffs - Team (4), SMITH, M. 1, O'REILLY, R. 1, WEBBER, E. 1, CUSHING, J. 1, Opp (7).



2016 FINAL RESULTS

Date	Opponent	Score	Inns	Overall	Conference	Pitcher of record	Attend	Time
Feb 19, 2016	at Wake Forest	L 1-3	9	0-1-0	0-0-0	SMITH, M. (L 0-1)	683	2:45
Feb 20, 2016	vs VMI	L 0-4	9	0-2-0	0-0-0	MATHEWS, S. (L 0-1)	276	2:30
Feb 21, 2016	vs UMBC	w 6-5	(10)	1-2-0	0-0-0	ELLINGSON, D (W 1-0)	196	2:46
Feb 26, 2016	at Davidson	L 3-9	9	1-3-0	0-0-0	SMITH, M. (L 0-2)	223	2:52
Feb 27, 2016	at Davidson	w 5-3	9	2-3-0	0-0-0	MATHEWS, S. (W 1-1)	346	2:40
Feb 28, 2016	at Davidson	L 8-12	9	2-4-0	0-0-0	SUPERKO, K. (L 0-1)	346	3:25
Mar 01, 2016	UMBC	w 1-0	9	3-4-0	0-0-0	CUSHING, J. (W 1-0)	223	2:14
Mar 04, 2016	at #15 Florida Atlantic	w 13-11	9	4-4-0	0-0-0	SMITH, M. (W 1-2)	461	3:26
Mar 05, 2016	at #15 Florida Atlantic	L 0-6	9	4-5-0	0-0-0	MATHEWS, S. (L 1-2)	345	1:50
Mar 06, 2016	at #15 Florida Atlantic	L 2-14	9	4-6-0	0-0-0	SUPERKO, K. (L 0-2)	301	3:00
Mar 09, 2016	vs Western Michigan	L 5-12	9	4-7-0	0-0-0	CUSHING, J. (L 1-1)	200	3:33
Mar 10, 2016	vs Moravian	w 8-1	9	5-7-0	0-0-0	GOLDENBERG (W 1-0)	78	2:37
Mar 11, 2016	vs Penn	w 4-2	9	6-7-0	0-0-0	SMITH, M. (W 2-2)	203	2:54
Mar 12, 2016	vs Penn	w 9-1	9	7-7-0	0-0-0	MATHEWS, S. (W 2-2)	134	2:21
Mar 13, 2016	vs Penn	w 11-6	9	8-7-0	0-0-0	DAVIS, T. (W 1-0)	161	3:15
Mar 15, 2016	YALE	w 5-4	9	9-7-0	0-0-0	SWAD, J. (W 1-0)	254	2:52
Mar 17, 2016	PRINCETON	w 4-3	(10)	10-7-0	0-0-0	DAVIS, T. (W 2-0)	211	2:25
Mar 18, 2016	PRINCETON-1	L 3-7	(10)	10-8-0	0-0-0	SWAD, J. (L 1-1)	298	2:49
Mar 18, 2016	PRINCETON-2	L 4-8	9	10-9-0	0-0-0	GOLDENBERG (L 1-1)	289	3:08
Mar 20, 2016	PRINCETON	L 0-4	9	10-10-0	0-0-0	SUPERKO, K. (L 0-3)	168	1:58
Mar 22, 2016	at George Washington	w 3-2	9	11-10-0	0-0-0	CUSHING, J. (W 2-2)	103	2:32
Mar 24, 2016	at UNCG	L 9-17	9	11-11-0	0-0-0	SMITH, M. (L 2-3)	403	3:28
Mar 25, 2016	at UNCG	L 4-8	9	11-12-0	0-0-0	MATHEWS, S. (L 2-3)	374	2:17
Mar 26, 2016	at UNCG	L 4-5	9	11-13-0	0-0-0	ELLINGSON, D (L 1-1)	367	3:08
Mar 29, 2016	at George Mason	L 1-2	9	11-14-0	0-0-0	CUSHING, J. (L 2-2)	106	2:24
Mar 30, 2016	at Coppin State	w 5-4	9	12-14-0	0-0-0	LEONARD, N. (W 1-0)	25	2h 4
Apr 01, 2016	at William & Mary	w 8-6	(13)	13-14-0	0-0-0	SWAD, J. (W 2-1)	214	3:48
Apr 02, 2016	at William & Mary	L 9-10	9	13-15-0	0-0-0	CUSHING, J. (L 2-3)	121	2:56
Apr 03, 2016	at William & Mary	L 2-16	9	13-16-0	0-0-0	SUPERKO, K. (L 0-4)	226	2:45
Apr 05, 2016	NAVY	L 5-6	9	13-17-0	0-0-0	SWAD, J. (L 2-2)	147	2:56
* Apr 08, 2016	at St. John's-1	w 10-3	9	14-17-0	1-0-0	SMITH, M. (W 3-3)	127	3:04
* Apr 08, 2016	at St. John's-2	L 10-13	9	14-18-0	1-1-0	DAVIS, T. (L 2-1)	127	3:02
* Apr 10, 2016	at St. John's	L 4-5	9	14-19-0	1-2-0	ELLINGSON, D (L 1-2)	236	2:57
Apr 12, 2016	GEORGE MASON	w 12-5	9	15-19-0	1-2-0	SWAD, J. (W 3-2)	92	2:43
* Apr 15, 2016	XAVIER	L 5-8	9	15-20-0	1-3-0	SMITH, M. (L 3-4)	191	3:03
* Apr 16, 2016	XAVIER	w 9-1	9	16-20-0	2-3-0	MATHEWS, S. (W 3-3)	217	2:45
* Apr 17, 2016	XAVIER	w 4-3	9	17-20-0	3-3-0	ELLINGSON, D (W 2-2)	324	2:16
Apr 20, 2016	GEORGE WASHINGTON	w 2-1	9	18-20-0	3-3-0	SWAD, J. (W 4-2)	207	2:54
* Apr 22, 2016	at Butler	L 2-3	(13)	18-21-0	3-4-0	ELLINGSON, D (L 2-3)	131	3:21
* Apr 23, 2016	at Butler	w 3-1	9	19-21-0	4-4-0	MATHEWS, S. (W 4-3)	347	2:25
* Apr 24, 2016	at Butler	L 6-12	9	19-22-0	4-5-0	CUSHING, J. (L 2-4)	259	2:32
Apr 26, 2016	UMES-1	w 7-5	7	20-22-0	4-5-0	SWAD, J. (W 5-2)	113	1:59
Apr 26, 2016	UMES-2	L 4-9	9	20-23-0	4-5-0	GOLDENBERG (L 1-2)	113	2:42
* Apr 29, 2016	SETON HALL	L 1-2	(11)	20-24-0	4-6-0	ELLINGSON, D (L 2-4)	327	3:20
* Apr 30, 2016	SETON HALL-1	w 1-0	9	21-24-0	5-6-0	MATHEWS, S. (W 5-3)	362	2:41
* Apr 30, 2016	SETON HALL-2	w 7-3	9	22-24-0	6-6-0	CUSHING, J. (W 3-4)	362	2:53
May 04, 2016	COPPIN STATE	w 4-3	9	23-24-0	6-6-0	LEONARD, N. (W 2-0)	102	2:21
* May 06, 2016	at #23 Creighton	L 2-6	9	23-25-0	6-7-0	SMITH, M. (L 3-5)	6183	2:45
* May 07, 2016	at #23 Creighton	L 0-4	9	23-26-0	6-8-0	MATHEWS, S. (L 5-4)	8258	2:38
* May 08, 2016	at #23 Creighton	w 3-2	9	24-26-0	7-8-0	DAVIS, T. (W 3-1)	1815	2:30
May 10, 2016	at UMBC	L 4-9	9	24-27-0	7-8-0	LEONARD, N. (L 2-1)	100	2:55
* May 13, 2016	VILLANOVA	L 1-6	9	24-28-0	7-9-0	SMITH, M. (L 3-6)	372	2:42
* May 14, 2016	VILLANOVA	w 10-8	9	25-28-0	8-9-0	DAVIS, T. (W 4-1)	428	3:33
* May 15, 2016	VILLANOVA	L 5-10	9	25-29-0	8-10-0	CUSHING, J. (L 3-5)	319	3:01

* = Conference game
() extra inning game

