



GONZAGA UNIVERSITY™

BARRETT HENDERSON
SID - Men's Basketball Contact
e hendersonb@gonzaga.edu
o 509-313-4288 | c 541-805-5687 | f 509-313-5730
502 E Boone Ave | Spokane, WA | 99258-0066
@hendersonb_gu

NCAA SWEET 16: 1999, '00, '01, '06, '09, '15, '16, '17 NCAA ELITE EIGHT: 1999, '15, '17 NCAA FINAL FOUR: 2017 NCAA RUNNER-UP: 2017
NCAA TOURNAMENT APPEARANCES: 1995, '99, '00, '01, '02, '03, '04, '05, '06, '07, '08, '09, '10, '11, '12, '13, '14, '15, '16, '17 NIT APPEARANCES: 1994, '96, '98
WCC CHAMPIONS: 1994, '96, '98, '99, '01, '02, '03, '04, '05, '06, '07, '08, '09, '10, '11, '13, '14, '15, '16, '17

2017-18 SCHEDULE

NOVEMBER

4	COLLEGE OF IDAHO #	5 p.m.
10	TEXAS SOUTHERN	6 p.m.
14	HOWARD	6 p.m.
18	UTAH STATE	7 p.m.
23	vs. Ohio State %	9 p.m.
24	vs. Florida/Stanford %	TBD
26	Final Round %	TBD
29	INCARNATE WORD	6 p.m.

DECEMBER

1	CREIGHTON	7:15 p.m.
5	vs. Villanova !	4 p.m.
10	at Washington	5 p.m.
16	NORTH DAKOTA	5 p.m.
18	IUPUI	6 p.m.
21	at San Diego State	7 p.m.
28	PACIFIC *	6 p.m.
30	SANTA CLARA *	4 p.m.

JANUARY

4	at Pepperdine *	8 p.m.
6	at Loyola Marymount *	7 p.m.
11	PORTLAND *	6 p.m.
13	at San Francisco *	6:30 p.m.
18	SAINT MARY'S *	6 p.m.
20	at Santa Clara *	5 p.m.
25	at Portland	8 p.m.
27	SAN FRANCISCO *	5 p.m.

FEBRUARY

1	SAN DIEGO *	6 p.m.
3	BYU *	7 p.m.
8	at Pacific *	7 p.m.
10	at Saint Mary's *	7 p.m.
15	LOYOLA MARYMOUNT *	6 p.m.
17	PEPPERDINE *	5 p.m.
22	at San Diego *	6 p.m.
24	at BYU *	5 p.m.

MARCH

1-6 WCC Championships @

All dates and times are local
HOME GAMES played at McCarthy Athletic Center
* West Coast Conference game
Exhibition Game
% PK80 Invitational - Portland, Ore.
! Jimmy V Classic - New York City, N.Y.
@ WCC Championships - Las Vegas, Nev.

2017-18 Gonzaga Men's Basketball Quick Facts

GENERAL INFORMATION

Location: Spokane, Wash.
Founded: 1887
Enrollment: 7,837
Nickname: Bulldogs
Colors: Blue (R-0 G-41 B-103), Red (R-179 G-25 B-52), White (R-255 G-255 B-255),
Facility (Capacity): McCarthy Athletic Center (6,000)
Conference (Affiliation): West Coast (NCAA Div. I)
President: Dr. Thayne M. McCulloh
Athletic Director: Mike Roth
Senior Woman Administrator: Shannon Strahl
Faculty Athletic Representative: Peggy Sue Loroz

TEAM INFORMATION

Head Coach (Alma Mater, Year): Mark Few (University of Oregon, 1987)
Record at GU (Years): 503-113 (18 years)
Overall Record (Years): Same
Assistant Coach: Tommy Lloyd (17th Season), Whitman College, 1998
Assistant Coach: Donny Daniels (Eighth Season), Cal State Fullerton, 1977
Assistant Coach: Brian Michaelson (Fifth Season), Gonzaga, 2005
Director of Operations: Stephen Gentry (First Season), Gonzaga, 2006
Athletic Trainer: Josh Therrien (Second Season) Washington State, 2007
2016-17 Overall Record: 37-2
2016-17 WCC Record (Finish): 17-1 (1st)
Postseason: NCAA Runner-Up
Final 2016-17 Rankings: 2nd/2nd
Letterwinners Returning/Lost: 6/8
Starters Returning/Lost: 2/3
Percentage of scoring returning: 35%
Percentage of rebounding returning: 41%
Men's Basketball Phone: 509-313-4201

HISTORY

First year of basketball: 1908, 1958-59 - First season of NCAA Division I
Overall all-time record: 1,603-1,089 (.595)
No. Years in NCAA (Last): 20 (2017 - National Runner-Up)
NCAA Tournament Record: 29-20
No. Years in NIT (Last): 3 (1998)
WCC Tournament titles (Last): 16 (2017)
WCC Regular-Season titles (Last): 20 (2017)

ATHLETIC MEDIA RELATIONS

Assistant Director of Athletics/Communications: Todd Zeidler
SID Office Phone: 509-313-6373
SID Cell Phone: 509-723-7033
SID E-mail: zeidlert@gonzaga.edu
SID/MBB Contact: Barrett Henderson
Office Phone: 509-313-4288
SID Cell Phone: 541-805-5687
SID E-mail: hendersonb@gonzaga.edu
Press Row Phone: 509-313-4224
Website: www.GoZags.com

2017-18 Gonzaga Men's Basketball Prospectus

PLAYER INFORMATION:

Starters (More Than 50% of Games Started) Returning (R) and Lost (L):

Name	Pos	Ht	Wt	Cl	GP-GS	FGM-FGA	PCT	Pts./Avg	Reb./Avg.	Ast./Avg.
(L) Przemek Karnowski	C	7-1	300	RSR	39-39	198-338	.586	475/12.2	228/5.8	75/1.9
(L) Jordan Mathews	G	6-4	203	SR	39-39	132-326	.405	415/10.6	128/3.3	57/1.5
(R) Josh Perkins	G	6-3	190	RJR	38-35	97-232	.418	308/8.1	87/2.3	119/3.1
(R) Johnathan Williams	F	6-9	228	RSR	39-39	155-262	.592	397/10.2	251/6.4	31/0.8
(L) Nigel Williams-Goss	G	6-3	195	RJR	38-38	220-453	.486	640/16.8	227/6.0	179/4.7

Other Letterwinners Returning (R) and Lost (L):

Name	Pos	Ht	Wt	Cl	GP-GS	FGM-FGA	PCT	Pts./Avg	Reb./Avg.	Ast./Avg.
(L) Bryan Alberts	G	6-5	198	RSO	24-0	15-49	.306	42/1.8	13/0.5	24/1.0
(L) Rem Bakamus	G	6-0	173	RSR	17-1	0-4	.000	1/0.1	4/0.2	2/0.1
(L) Zach Collins	C	7-0	230	FR	39-0	135-207	.652	390/10.0	230/5.9	16/0.4
(L) Ryan Edwards	C	7-1	295	RJR	17-0	15-24	.625	34/2.0	19/1.1	4/0.2
(R) Rui Hachimura	F	6-8	225	SO	28-0	28-53	.528	73/2.6	38/1.4	2/0.1
(R) Jeremy Jones	F	6-6	210	RJR	24-0	6-16	.375	15/0.6	26/1.1	6/0.3
(R) Silas Melson	G	6-4	195	SR	39-4	97-217	.447	279/7.2	95/2.4	58/1.5
(R) Killian Tillie	F	6-10	200	SO	33-0	46-90	.511	138/4.2	107/3.2	21/0.6
(L) Dustin Triano	G	6-3	180	RJR	25-0	5-10	.500	15/0.6	11/0.4	1/0.0

NOTE: Players returning (R) listed by class as of fall, 2017; players lost (L) listed by class as of fall, 2016.

Returning Redshirts:

Name	Pos	Ht	Wt	Cl	GP-GS	FGM-FGA	PCT	Pts./Avg	Reb./Avg.	Ast./Avg.
Jack Beach%	G	6-2	175	RSO	13-0	1-4	.250	2/0.2	2/0.2	1/0.1
Jacob Larsen	C	6-11	227	RFR						
Zach Norvell Jr.	G	6-5	205	RFR						

% Statistics from 2015-16 season.

Newcomers (3):

Name	Pos	Ht	Wt	Cl	Hometown (Previous School)
Joel Ayayi	G	6-5	160	FR	Paris, France (INSEP)
Corey Kispert	F	6-6	215	FR	Edmonds, Wash. (King's)
Jesse Wade	G	6-1	175	FR	Kaysville, Utah (Davis)

Incoming Transfers:

Name	Pos	Ht	Wt	Cl	GP-GS	FGM-FGA	PCT	Pts./Avg	Reb./Avg.	Ast./Avg.
Alex Martin !	G	6-5	205	RSO	29-2	43-119	36.1	123/4.2	40/1.4	14/0.5
Brandon Clarke @	F	6-8	210	JR	30-30	219-370	.592	518/17.3	261/8.7	69/2.3

! Statistics from 2016-17 at Johnson County Community College. Eligible for 2017-18 season.

@ Statistics from 2017-17 at San Jose State University. Eligible for 2018-19 season.

2017-18 Gonzaga Men's Basketball Prospectus

2017-18 Numerical Roster

No.	Name	Pos.	Ht.	Wt.	Yr.	Exp.	Hometown/High School/College
0	Silas Melson	G	6-4	195	SR	3L	Portland, Ore./Jefferson
2	Jack Beach	G	6-2	175	RS SO	RS	San Diego, Calif./Torrey Pines
3	Johnathan Williams	F	6-9	228	RS SR	3L	Memphis, Tenn./Southwind/Missouri
5	Alex Martin	G	6-5	205	RS SO	TR	Overland Park, Kan./Blue Valley/Johnson County CC
10	Jesse Wade	G	6-1	175	FR	HS	Kaysville, Utah/Davis
11	Joel Ayayi	G	6-5	169	FR	HS	Paris, France/INSEP
13	Josh Perkins	G	6-3	190	RS JR	2L	Park Hill, Colo./Huntington Prep
14	Jacob Larsen	C	6-11	227	RS FR	RS	Holte, Denmark/Falkonergardens Gymnasium
15	Brandon Clarke	F	6-8	210	JR	TR	Phoenix, Ariz./Desert Vista/San Jose State
21	Rui Hachimura	F	6-8	225	SO	1L	Sendai, Japan/Meisei
22	Jeremy Jones	F	6-7	213	RS JR	2L	San Antonio, Texas/East Central/Rice
23	Zach Norvell Jr.	G	6-5	205	RS FR	RS	Chicago, Ill./Simeon
24	Corey Kispert	F	6-6	215	FR	HS	Edmonds, Wash./King's
33	Killian Tillie	F	6-10	215	SO	1L	Cagnes-sur-Mer, France/INSEP

Coaching Staff

Head Coach: Mark Few (19th Season), Oregon, 1987

Assistant Coach: Tommy Lloyd (17th Season), Whitman College, 1998

Assistant Coach: Donny Daniels (Eighth Season), Cal State Fullerton, 1977

Assistant Coach: Brian Michaelson (Fifth Season), Gonzaga, 2005

Director of Operations: Stephen Gentry (First Season), Gonzaga, 2006

Coordinator of Analytics/Video Operations: Riccardo Fois (Fourth Season), Gonzaga, 2009

Pronunciation Guide

JOEL AYAYI: JOE-el EYE-yigh (rhymes with sigh)-YEE

RUI HACHIMURA: ROO-ee HATCH-ee-MURR-uh

Gonzaga: Gone-ZAG-uh (Zag rhymes with "bag")

Roster Breakdown by State/Province/Country

Arizona (1): Clarke

California (1): Beach

Colorado (1): Perkins

Illinois (1): Norvell Jr.

Kansas (1): Martin

Oregon (1): Melson

Tennessee (1): Williams

Texas (1): Jones

Utah (1): Wade

Washington (1): Kispert

France (2): Ayayi, Tillie

Japan (1): Hachimura

Denmark (1): Larsen

Roster Breakdown by Class

Senior (2): Melson, Williams

Junior (3): Clarke, Jones, Perkins

Sophomore (4): Beach, Hachimura, Martin, Tillie

Freshman (5): Ayayi, Kispert, Larsen, Norvell Jr., Wade

2017-18 Gonzaga Men's Basketball Prospectus



2016-17 Gonzaga Men's Basketball Gonzaga Combined Team Statistics (04/04/17) All games



Overall record: 37-2 Conf: 17-1 Home: 15-1 Away: 9-0 Neutral: 13-1

#	Player	gp-gs	min	avg	Total			3-Point		F-Throw		Rebounds					pts	avg				
					fg-fga	fg%	3fg-fga	3fg%	ft-fa	ft%	off	def	tot	avg	pf	dq			a	to	blk	stl
05	WILLIAMS-GOSS, Nig	38-38	1241	32.7	220-453	.486	43-117	.368	157-181	.867	22	205	227	6.0	60	1	179	82	3	64	640	16.8
24	KARNOWSKI, Przeme	39-39	901	23.1	198-338	.586	0-1	.000	79-133	.594	56	172	228	5.8	83	2	75	70	37	17	475	12.2
04	MATHEWS, Jordan	39-39	1092	28.0	132-326	.405	85-217	.392	66-90	.733	26	102	128	3.3	53	0	57	32	5	34	415	10.6
03	WILLIAMS, Johnathan	39-39	946	24.3	155-262	.592	16-40	.400	71-126	.563	70	181	251	6.4	82	1	31	52	36	27	397	10.2
32	COLLINS, Zach	39-0	672	17.2	135-207	.652	10-21	.476	110-148	.743	66	164	230	5.9	105	7	16	60	69	18	390	10.0
13	PERKINS, Josh	38-35	1100	28.9	97-232	.418	63-158	.399	51-70	.729	9	78	87	2.3	85	1	119	75	6	33	308	8.1
00	MELSON, Silas	39-4	930	23.8	97-217	.447	43-110	.391	42-50	.840	18	77	95	2.4	78	1	58	31	7	26	279	7.2
33	TILLIE, Killian	33-0	406	12.3	46-90	.511	11-23	.478	35-45	.778	26	81	107	3.2	60	2	21	21	10	24	138	4.2
21	HACHIMURA, Rui	28-0	128	4.6	28-53	.528	4-14	.286	13-24	.542	12	26	38	1.4	16	0	2	8	4	6	73	2.6
25	EDWARDS, Ryan	17-0	48	2.8	15-24	.625	0-1	.000	4-7	.571	7	12	19	1.1	8	0	4	1	1	0	34	2.0
10	ALBERTS, Bryan	24-0	142	5.9	15-49	.306	6-29	.207	6-10	.600	1	12	13	0.5	11	0	24	4	2	9	42	1.8
22	JONES, Jeremy	24-0	88	3.7	6-16	.375	0-4	.000	3-5	.600	8	18	26	1.1	7	0	6	5	3	5	15	0.6
55	TRIANO, Dustin	25-0	77	3.1	5-10	.500	5-10	.500	0-0	.000	2	9	11	0.4	7	0	1	0	0	2	15	0.6
15	BAKAMUS, Rem	17-1	29	1.7	0-4	.000	0-4	.000	1-1	1.000	1	3	4	0.2	5	0	2	2	0	0	1	0.1
Team											54	69	123		2		5					
Total.....		39	7800		1149-2281	.504	286-749	.382	638-890	.717	378	1209	1587	40.7	662	15	595	448	183	265	3222	82.6
Opponents.....		39	7800		875-2399	.365	223-770	.290	425-646	.658	429	882	1311	33.6	773	-	378	472	120	209	2398	61.5

TEAM STATISTICS	GON	OPP	Date	Opponent	Score	Att.
SCORING	3222	2398	11/11/16	UTAH VALLEY	w 92-69	6000
Points per game	82.6	61.5	11/14/16	SAN DIEGO STATE	w 69-48	6000
Scoring margin	+21.1	-	11/18/16	BRYANT	w 109-70	6000
FIELD GOALS-ATT	1149-2281	875-2399	@ 11/24/16	vs Quinnipiac	w 82-62	1949
Field goal pct	.504	.365	@ 11/25/16	vs Florida	w 77-72	2941
3 POINT FG-ATT	286-749	223-770	@ 11/27/16	vs Iowa State	w 73-71	2305
3-point FG pct	.382	.290	! 12/01/16	MISSISSIPPI VALLEY STATE	w 97-63	6000
3-pt FG made per game	7.3	5.7	* 12/03/16	vs Arizona	w 69-62	7952
FREETHROWS-ATT	638-890	425-646	* 12/07/16	WASHINGTON	w 98-71	6000
Free throw pct	.717	.658	* 12/10/16	AKRON	w 61-43	6000
F-Throws made per game	16.4	10.9	^ 12/18/16	vs Tennessee	w 86-76	13784
REBOUNDS	1587	1311	* 12/21/16	SOUTH DAKOTA	w 102-65	6000
Rebounds per game	40.7	33.6	* 12/29/16	PEPPERDINE	w 92-62	6000
Rebounding margin	+7.1	-	* 12/31/16	at Pacific	w 81-61	2859
ASSISTS	595	378	* 01/05/17	at San Francisco	w 95-80	3814
Assists per game	15.3	9.7	* 01/12/17	LOYOLA MARYMOUNT	w 93-55	6000
TURNOVERS	448	472	* 01/14/17	SAINT MARY'S	w 79-56	6000
Turnovers per game	11.5	12.1	* 01/19/17	at Santa Clara	w 88-57	4738
Turnover margin	+0.6	-	* 01/21/17	PORTLAND	w 73-52	6000
Assist/turnover ratio	1.3	0.8	* 01/23/17	at Portland	w 83-64	4852
STEALS	265	209	* 01/26/17	SAN DIEGO	w 79-43	6000
Steals per game	6.8	5.4	* 01/28/17	at Pepperdine	w 96-49	3104
BLOCKS	183	120	* 02/02/17	at BYU	w 85-75	18987
Blocks per game	4.7	3.1	* 02/04/17	SANTA CLARA	w 90-55	6000
ATTENDANCE	96000	327351	* 02/09/17	at Loyola Marymount	w 90-60	4068
Home games-Avg/Game	16-6000	9-5669	* 02/11/17	at Saint Mary's	w 74-64	3500
Neutralsite-Avg/Game	-	14-19738	* 02/16/17	SAN FRANCISCO	w 96-61	6000
			* 02/18/17	PACIFIC	w 82-61	6000
			* 02/23/17	at San Diego	w 96-38	5100
			* 02/25/17	BYU	L 71-79	6000
			+ 03/04/17	vs Pacific	w 82-50	7315
			03/06/17	vs Santa Clara	w 77-68	8712
			+ 03/07/17	vs Saint Mary's	w 74-56	8179
			& 03/16/17	vs South Dakota State	w 66-46	16952
			& 03/18/17	vs Northwestern	w 79-73	18565
			- 03/23/17	vs West Virginia	w 61-58	16884
			- 03/25/17	vs Xavier	w 83-59	17011
			> 04/01/17	vs South Carolina	w 77-73	77612
			> 04/03/17	vs North Carolina	L 65-71	76168

@ = AdvoCare Invitational (Lake Buena Vista, FL)
 != HoopHall LA (Los Angeles)
 ^ = Battle on Broadway (Nashville, TN)
 + = WCC Tournament (Las Vegas, NV)
 & = NCAA First and Second Rounds (Salt Lake City, UT)
 - = NCAA West Regionals (San Jose, CA)
 > = NCAA Final Four (Phoenix, AZ)
 * = Conference game



2017-18 Gonzaga Men's Basketball Prospectus



2016-17 Gonzaga Men's Basketball Gonzaga Combined Team Statistics (as of Feb 25, 2017) Conference games



RECORD:	OVERALL	HOME	AWAY	NEUTRAL
ALL GAMES	17-1	8-1	9-0	0-0
CONFERENCE	17-1	8-1	9-0	0-0
NON-CONFERENCE	0-0	0-0	0-0	0-0

#	Player	gp-gs	min	avg	Total		3-Point		F-Throw		Rebounds				pf	dq	a	to	blk	stl	pts	avg
					fg-fga	fg%	3fg-fga	3fg%	ft-fga	ft%	off	def	tot	avg								
05	WILLIAMS-GOSS,Nig	17-17	535	31.5	107-204	.525	18-56	.321	73-79	.924	9	86	95	5.6	23	0	80	36	0	31	305	17.9
24	KARNOWSKI,Przeme	18-18	415	23.1	96-147	.653	0-0	.000	38-68	.559	25	72	97	5.4	34	1	38	33	14	9	230	12.8
04	MATHEWS, Jordan	18-18	504	28.0	64-145	.441	35-93	.376	30-44	.682	13	48	61	3.4	19	0	30	16	1	17	193	10.7
03	WILLIAMS, Johnathan	18-18	436	24.2	75-121	.620	6-19	.316	35-59	.593	30	110	140	7.8	35	0	14	15	20	13	191	10.6
32	COLLINS, Zach	18-0	321	17.8	61-101	.604	5-9	.556	57-73	.781	29	91	120	6.7	47	2	3	19	35	12	184	10.2
00	MELSON, Silas	18-1	431	23.9	50-98	.510	26-53	.491	13-15	.867	7	27	34	1.9	33	0	28	14	1	11	139	7.7
13	PERKINS, Josh	18-17	519	28.8	45-112	.402	28-78	.359	19-24	.792	4	31	35	1.9	36	0	72	41	2	14	137	7.6
33	TILLIE, Killian	12-0	144	12.0	21-35	.600	2-5	.400	17-20	.850	8	24	32	2.7	22	1	8	7	3	12	61	5.1
21	HACHIMURA, Rui	15-0	72	4.8	16-26	.615	2-5	.400	6-14	.429	7	10	17	1.1	6	0	1	4	2	2	40	2.7
25	EDWARDS, Ryan	9-0	27	3.0	7-11	.636	0-0	.000	4-7	.571	2	7	9	1.0	5	0	3	0	1	0	18	2.0
10	ALBERTS, Bryan	11-0	69	6.3	6-23	.261	3-15	.200	3-6	.500	0	4	4	0.4	5	0	14	1	2	4	18	1.6
22	JONES, Jeremy	14-0	67	4.8	6-15	.400	0-4	.000	2-3	.667	5	14	19	1.4	4	0	5	3	2	4	14	1.0
55	TRIANO, Dustin	15-0	43	2.9	4-6	.667	4-6	.667	0-0	.000	1	5	6	0.4	5	0	1	0	0	1	12	0.8
15	BAKAMUS, Rem	10-1	17	1.7	0-2	.000	0-2	.000	1-1	1.000	1	1	2	0.2	3	0	1	1	0	0	1	0.1
Team											19	31	50		1		4					
Total.....		18	3600		558-1046	.533	129-345	.374	298-413	.722	160	561	721	40.1	278	4	298	194	83	130	1543	85.7
Opponents.....		18	3600		398-1065	.374	107-344	.311	169-259	.653	154	386	540	30.0	350	-	183	228	39	94	1072	59.6

TEAM STATISTICS	GON	OPP	Date	Opponent	Score	Att.
SCORING	1543	1072	* 12/29/16	PEPPERDINE	w 92-62	6000
Points per game	85.7	59.6	* 12/31/16	at Pacific	w 81-61	2859
Scoring margin	+26.2	-	* 01/05/17	at San Francisco	w 95-80	3814
FIELD GOALS-ATT	558-1046	398-1065	* 01/12/17	LOYOLAMARYMOUNT	w 93-55	6000
Field goal pct	.533	.374	* 01/14/17	SAINTMARY'S	w 79-56	6000
3 POINT FG-ATT	129-345	107-344	* 01/19/17	at Santa Clara	w 88-57	4738
3-point FG pct	.374	.311	* 01/21/17	PORTLAND	w 73-52	6000
3-pt FG made per game	7.2	5.9	* 01/23/17	at Portland	w 83-64	4852
FREETHROWS-ATT	298-413	169-259	* 01/26/17	SANDIEGO	w 79-43	6000
Free throw pct	.722	.653	* 01/28/17	at Pepperdine	w 96-49	3104
F-Throws made per game	16.6	9.4	* 02/02/17	at BYU	w 85-75	18987
REBOUNDS	721	540	* 02/04/17	SANTA CLARA	w 90-55	6000
Rebounds per game	40.1	30.0	* 02/09/17	at Loyola Marymount	w 90-60	4068
Rebounding margin	+10.1	-	* 2/11/17	at Saint Mary's	w 74-64	3500
ASSISTS	298	183	* 02/16/17	SAN FRANCISCO	w 96-61	6000
Assists per game	16.6	10.2	* 02/18/17	PACIFIC	w 82-61	6000
TURNOVERS	194	228	* 02/23/17	at San Diego	w 96-38	5100
Turnovers per game	10.8	12.7	* 02/25/17	BYU	L 71-79	6000
Turnover margin	+1.9	-				
Assist/turnover ratio	1.5	0.8				
STEALS	130	94				
Steals per game	7.2	5.2				
BLOCKS	83	39				
Blocks per game	4.6	2.2				
ATTENDANCE	54000	51022				
Home games-Avg/Game	9-6000	9-5669				
Neutralsite-Avg/Game	-	0-0				

@ = AdvoCare Invitational (Lake Buena Vista, FL)
 ! = HoopHall LA (Los Angeles)
 ^ = Battle on Broadway (Nashville, TN)
 * = Conference game

Score by Periods	1st	2nd	Totals
Gonzaga	737	806	1543
Opponents	512	560	1072



2017-18 Gonzaga Men's Basketball Prospectus



2016-17 Gonzaga Men's Basketball Gonzaga Season Schedule/Results & Leaders (as of Apr 04, 2017) All games



RECORD:	OVERALL	HOME	AWAY	NEUTRAL
ALL GAMES	37-2	15-1	9-0	13-1
CONFERENCE	17-1	8-1	9-0	0-0
NON-CONFERENCE	20-1	7-0	0-0	13-1

Date	Opponent	Score	Att.	High Points	High Rebounds
11/11/16	UTAH VALLEY	W 92-69	6000	(17)MELSON, Silas	(9)TILLIE, Killian
11/14/16	SAN DIEGO STATE	W 69-48	6000	(17)MATHEWS, Jordan	(10)TILLIE, Killian
11/18/16	BRYANT	W 109-70	6000	(22)KARNOWSKI, Przeme	(8)WILLIAMS, Johnathan (8)KARNOWSKI, Przemek
11/24/16	@vs Quinnipiac	W 82-62	1949	(13)COLLINS, Zach (13)WILLIAMS, Johnathan	(8)KARNOWSKI, Przemek
11/25/16	@vs Florida	W 77-72	2941	(18)PERKINS, Josh	(6)TILLIE, Killian
11/27/16	@vs Iowa State	W 73-71	2305	(18)WILLIAMS-GOSS, Nig	(8)KARNOWSKI, Przemek
12/01/16	MISSISSIPPI VALLEY STATE	W 97-63	6000	(15)MELSON, Silas (15)PERKINS, Josh	(9)COLLINS, Zach (9)HACHIMURA, Rui
12/03/16	!vs Arizona	W 69-62	7952	(18)KARNOWSKI, Przeme	(8)COLLINS, Zach
12/07/16	WASHINGTON	W 98-71	6000	(23)WILLIAMS-GOSS, Nig	(8)KARNOWSKI, Przemek
12/10/16	AKRON	W 61-43	6000	(14)KARNOWSKI, Przeme	(8)KARNOWSKI, Przemek
12/18/16	^vs Tennessee	W 86-76	13784	(20)Williams-Goss, Nigel	(9)KARNOWSKI, Przemek (9)Williams-Goss, Nigel
12/21/16	SOUTH DAKOTA	W 102-65	6000	(21)COLLINS, Zach	(9)WILLIAMS-GOSS, Nige
12/29/16	*PEPPERDINE	W 92-62	6000	(16)KARNOWSKI, Przeme (16)WILLIAMS-GOSS, Nig	(7)WILLIAMS, Johnathan (7)COLLINS, Zach (7)KARNOWSKI, Przemek
12/31/16	*at Pacific	W 81-61	2859	(19)KARNOWSKI, Przeme	(6)COLLINS, Zach (6)WILLIAMS-GOSS, Nige
01/05/17	*at San Francisco	W 95-80	3814	(36)WILLIAMS-GOSS, Nig	(11)WILLIAMS-GOSS, Nig
01/12/17	*LOYOLA MARYMOUNT	W 93-55	6000	(17)KARNOWSKI, Przeme	(9)COLLINS, Zach
01/14/17	*SAINT MARY'S	W 79-56	6000	(19)WILLIAMS-GOSS, Nig	(6)KARNOWSKI, Przemek
01/19/17	*at Santa Clara	W 88-57	4738	(19)KARNOWSKI, Przeme	(10)WILLIAMS-GOSS, Nig
01/21/17	*PORTLAND	W 73-52	6000	(15)WILLIAMS-GOSS, Nig	(9)COLLINS, Zach
01/23/17	*at Portland	W 83-64	4852	(13)COLLINS, Zach	(8)COLLINS, Zach
01/26/17	*SAN DIEGO	W 79-43	6000	(25)WILLIAMS-GOSS, Nig	(12)WILLIAMS, Johnathan
01/28/17	*at Pepperdine	W 96-49	3104	(16)KARNOWSKI, Przeme	(7)WILLIAMS, Johnathan
02/02/17	*at BYU	W 85-75	18987	(33)WILLIAMS-GOSS, Nig	(8)KARNOWSKI, Przemek (8)WILLIAMS, Johnathan (8)COLLINS, Zach
02/04/17	*SANTA CLARA	W 90-55	6000	(16)MATHEWS, Jordan	(8)COLLINS, Zach
02/09/17	*at Loyola Marymount	W 90-60	4068	(19)WILLIAMS-GOSS, Nig	(11)WILLIAMS-GOSS, Nig
2/11/17	*at Saint Mary's	W 74-64	3500	(19)KARNOWSKI, Przeme	(9)WILLIAMS, Johnathan (9)KARNOWSKI, Przemek
02/16/17	*SAN FRANCISCO	W 96-61	6000	(30)WILLIAMS-GOSS, Nig	(11)WILLIAMS, Johnathan
02/18/17	*PACIFIC	W 82-61	6000	(18)WILLIAMS-GOSS, Nig	(11)WILLIAMS, Johnathan
02/23/17	*at San Diego	W 96-38	5100	(15)PERKINS, Josh (15)MATHEWS, Jordan	(19)WILLIAMS, Johnathan
02/25/17	*BYU	71-79	L 6000	(19)WILLIAMS-GOSS, Nig	(12)WILLIAMS, Johnathan
03/04/17	+vs Pacific	W 82-50		(22)MATHEWS, Jordan	(9)KARNOWSKI, Przemek
03/06/17	+vs Santa Clara	W 77-68		(25)WILLIAMS-GOSS, Nig	(8)WILLIAMS-GOSS, Nige
03/07/17	+vs Saint Mary's	W 74-56	8179	(22)WILLIAMS-GOSS, Nig	(10)KARNOWSKI, Przeme
03/16/17	&vs South Dakota State	W 66-46		(16)MATHEWS, Jordan	(14)WILLIAMS, Johnathan
03/18/17	&vs Northwestern	W 79-73		(20)WILLIAMS-GOSS, Nig	(8)WILLIAMS-GOSS, Nige
03/23/17	~vs West Virginia	W 61-58		(13)KARNOWSKI, Przeme (13)MATHEWS, Jordan (13)WILLIAMS, Johnathan	(7)WILLIAMS-GOSS, Nige
03/25/17	~vs Xavier	W 83-59	17011	(23)WILLIAMS-GOSS, Nig	(8)WILLIAMS, Johnathan (8)WILLIAMS-GOSS, Nige
4/1/17	>vs South Carolina	W 77-73		(23)WILLIAMS-GOSS, Nig	(13)COLLINS, Zach
4/3/17	>vs North Carolina	65-71	L 76168	(15)WILLIAMS-GOSS, Nig	(9)KARNOWSKI, Przemek (9)WILLIAMS-GOSS, Nige (9)TILLIE, Killian

2017-18 Gonzaga Men's Basketball Prospectus



2016-17 Gonzaga Men's Basketball Gonzaga Team High/Low Analysis (as of Apr 04, 2017) All games



Gonzaga - TEAM GAME HIGHS

POINTS	109	BRYANT (11/18/16)
	102	SOUTH DAKOTA (12/21/16)
	98	WASHINGTON (12/07/16)
	97	MISSISSIPPI VALLEY STATE (12/01/16)
	96	at San Diego (02/23/17)
	96	SAN FRANCISCO (02/16/17)
	96	at Pepperdine (01/28/17)
FIELD GOALS MADE	41	at Pepperdine (01/28/17)
	39	SOUTH DAKOTA (12/21/16)
FIELD GOAL ATTEMPTS	73	SOUTH DAKOTA (12/21/16)
	71	MISSISSIPPI VALLEY STATE (12/01/16)
FIELD GOAL PERCENTAGE	.661 (37-56)	at San Diego (02/23/17)
	.647 (33-51)	SAINT MARY'S (01/14/17)
3 PT FIELD GOALS MADE	13	at San Diego (02/23/17)
	13	vs Iowa State (11/27/16)
3 PT FG ATTEMPTS	32	MISSISSIPPI VALLEY STATE (12/01/16)
	30	vs South Dakota State (03/16/17)
3 PT FG PERCENTAGE	.571 (4-7)	vs Saint Mary's (03/07/17)
	.556 (10-18)	LOYOLA MARYMOUNT (01/12/17)
FREE THROWS MADE	34	at Loyola Marymount (02/09/17)
	34	BRYANT (11/18/16)
FREE THROW ATTEMPTS	45	BRYANT (11/18/16)
	44	at Loyola Marymount (02/09/17)
FREE THROW PERCENTAGE	.867 (26-30)	PACIFIC (02/18/17)
	.857 (18-21)	vs Quinnipiac (11/24/16)
REBOUNDS	51	at San Diego (02/23/17)
	51	UTAH VALLEY (11/11/16)
ASSISTS	23	at San Diego (02/23/17)
	23	MISSISSIPPI VALLEY STATE (12/01/16)
STEALS	16	PEPPERDINE (12/29/16)
	13	LOYOLA MARYMOUNT (01/12/17)
	13	SAN DIEGO STATE (11/14/16)
BLOCKED SHOTS	9	PACIFIC (02/18/17)
	9	PORTLAND (01/21/17)
TURNOVERS	20	vs Tennessee (12/18/16)
	16	vs West Virginia (03/23/17)
	16	BYU (02/25/17)
	16	at Loyola Marymount (02/09/17)
	16	vs Florida (11/25/16)
	16	UTAH VALLEY (11/11/16)
FOULS	30	vs Tennessee (12/18/16)
	26	vs West Virginia (03/23/17)

2017-18 Gonzaga Men's Basketball Prospectus



2016-17 Gonzaga Men's Basketball Gonzaga Team Game-by-Game Comparison (as of Apr 04, 2017) All games



Opponent	1st	2nd	Score	Mar	Total FG	FG Pct	3-Pointers	3FG Pct	Free Throws	FT Pct	Rebounds	Assist	T/Over	Block	Steal	Fouls
UTAH VALLEY	45/32	47/37	92-69	+23	35-67/24-66	522/364	7-17/9-25	412/360	15-18/12-20	833/600	51/31 +20	22/11	16/11	2/2	6/3	20/19
SANDIEGO STATE	36/21	33/27	69-48	+21	26-66/16-56	394/286	8-24/5-21	333/238	9-14/11-14	643/786	45/40 +5	16/5	7/15	8/5	13/5	17/12
BRYANT	50/38	59/32	109-70	+39	34-61/26-61	557/426	7-19/7-15	368/467	34-45/11-19	756/579	39/34 +5	14/12	11/23	6/0	11/6	18/34
Quinnipiac	37/29	45/33	82-62	+20	29-66/24-59	439/407	6-22/6-19	273/316	18-21/8-16	857/500	48/31 +17	16/10	15/16	1/6	6/8	15/19
Florida	32/37	45/35	77-72	+5	30-58/24-65	517/369	7-16/2-19	438/105	10-14/22-24	714/917	38/34 +4	12/9	16/8	3/6	6/7	24/17
Iowa State	49/34	24/37	73-71	+2	27-55/29-66	491/439	12-25/8-24	520/333	6-12/5-8	500/625	34/34 -	18/13	11/6	1/4	1/2	11/15
MISSISSIPPI VALLEY STATE	49/28	48/35	97-63	+34	36-71/27-63	507/429	12-32/3-18	375/167	13-19/6-12	684/500	45/34 +11	23/11	13/17	3/3	11/8	12/18
Arizona	38/26	31/36	69-62	+7	24-54/22-57	444/386	7-21/1-8	333/125	14-22/17-26	636/654	31/39 (8)	9/7	9/12	7/2	7/7	23/22
WASHINGTON	47/22	51/49	98-71	+27	35-65/24-79	538/304	8-16/5-20	500/250	20-28/18-28	714/643	42/54 (12)	21/7	11/12	8/4	4/5	23/24
AKRON	23/17	38/26	61-43	+18	20-50/16-60	400/267	4-15/5-25	267/200	17-20/6-14	850/429	36/42 +6	11/7	11/13	4/3	8/7	13/17
Tennessee	43/29	43/47	86-76	+10	25-46/21-69	543/304	9-20/10-29	450/345	27-33/24-33	818/727	42/38 +4	13/11	20/10	4/2	6/5	30/26
SOUTH DAKOTA	52/25	50/40	102-65	+37	39-73/25-69	534/362	12-28/4-20	429/200	12-16/11-15	750/733	47/37 +10	22/12	9/14	4/3	8/5	16/17
PEPPERDINE	44/37	48/25	92-62	+30	33-70/25-55	471/455	10-27/6-14	370/429	16-24/6-7	667/857	45/27 +8	15/12	11/20	4/1	16/6	11/18
Pacific	29/34	52/27	81-61	+20	30-58/26-57	517/456	12-27/5-10	444/500	9-11/4-11	818/364	36/29 +7	22/14	12/11	5/1	8/4	14/18
San Francisco	46/36	49/44	95-80	+15	36-59/30-64	610/469	6-20/7-29	300/241	17-20/13-21	850/619	39/23 +16	17/12	14/10	2/1	7/9	19/15
LOYOLA MARYMOUNT	46/35	47/20	93-55	+38	35-66/20-58	530/345	10-18/7-19	556/368	13-21/8-13	619/615	41/37 +4	21/7	11/22	4/6	13/3	13/18
SAINT MARY'S	43/34	36/22	79-56	+23	33-51/23-58	647/397	7-13/6-16	538/375	6-8/4-5	750/800	27/26 +1	16/10	7/9	6/0	4/4	12/12
Santa Clara	38/22	50/35	88-57	+31	30-58/19-52	517/365	6-19/9-25	316/360	22-28/10-14	786/714	42/23 +19	16/13	6/10	3/4	4/4	14/21
PORTLAND	34/23	39/29	73-52	+21	24-53/19-59	453/322	7-22/3-12	318/250	18-22/11-18	818/611	33/41 (8)	13/4	10/16	9/1	8/7	18/20
Portland	38/23	45/41	83-64	+19	31-60/23-64	517/359	8-24/8-20	333/400	13-18/10-15	722/667	41/36 +5	15/12	8/10	5/4	3/2	17/20
SANDIEGO	37/23	42/20	79-43	+36	34-64/16-50	531/320	6-20/5-20	300/250	5-9/6-11	556/545	38/30 +8	19/5	5/15	3/0	7/1	17/16
Pepperdine	43/21	53/28	96-49	+47	41-70/19-63	586/302	5-21/1-12	238/083	9-11/10-15	818/667	44/32 +12	21/6	9/13	8/1	8/4	16/13
BYU	42/26	43/49	85-75	+10	27-59/24-67	458/358	7-20/6-22	350/273	24-34/21-26	706/808	47/34 +13	18/13	14/9	5/3	6/4	22/22
SANTA CLARA	37/23	53/32	90-55	+35	31-51/19-48	608/396	8-16/5-16	500/313	20-30/12-18	667/667	39/18 +21	20/9	10/12	1/2	6/4	16/23
Loyola Marymount	50/28	40/32	90-60	+30	26-48/24-61	542/393	4-9/8-19	444/421	34-44/4-8	773/500	38/27 +11	12/11	16/17	4/8	8/7	13/31
Saint Mary's	40/31	34/33	74-64	+10	26-47/24-59	553/407	3-8/4-15	375/267	19-27/12-16	704/750	33/31 +2	8/11	9/8	3/4	6/5	17/22
SAN FRANCISCO	42/35	54/26	96-61	+35	32-63/22-62	508/355	10-24/7-24	417/292	22-30/10-14	733/714	44/32 +12	20/12	13/15	8/0	7/7	17/23
PACIFIC	43/30	39/31	82-61	+21	26-56/23-68	464/338	4-16/5-17	250/294	26-30/10-18	867/556	45/36 +9	14/11	13/9	9/0	7/9	13/21
San Diego	44/16	52/22	96-38	+58	37-56/14-58	661/241	13-25/6-30	520/200	9-17/4-8	529/500	51/20 +31	23/9	10/7	2/0	4/5	12/15
BYU	41/35	30/44	71-79	(8)	26-57/28-62	456/452	3-16/9-24	188/375	16-29/14-21	552/667	38/38 -	8/12	16/15	2/3	8/9	17/22
Pacific	27/25	55/25	82-50	+32	28-51/18-59	549/305	5-14/3-11	357/273	21-25/11-17	840/647	42/26 +16	11/4	13/9	3/1	5/3	18/22
Santa Clara	37/29	40/39	77-68	+9	29-52/26-63	558/413	3-10/9-25	300/360	16-20/7-11	800/636	35/28 +7	8/6	8/5	5/2	3/3	13/17
Saint Mary's	39/18	35/38	74-56	+18	27-54/21-57	500/368	4-7/8-17	571/471	16-20/6-7	800/857	34/31 +3	15/10	9/14	5/5	11/4	12/18
South Dakota State	26/22	40/24	66-46	+20	25-63/18-58	397/310	8-30/5-20	267/250	8-18/5-11	444/455	50/38 +12	8/8	9/13	7/4	5/3	13/17
Northwestern	38/20	41/53	79-73	+6	26-59/27-66	441/409	4-16/8-24	250/333	23-36/11-13	639/846	42/36 +6	10/12	14/13	7/5	7/11	18/26
West Virginia	30/30	31/28	61-58	+3	18-44/16-60	409/267	4-10/5-23	400/217	21-32/21-29	656/724	34/41 (7)	7/7	16/13	3/7	5/5	26/25
Xavier	49/39	34/20	83-59	+24	29-61/22-62	475/355	12-24/2-16	500/125	13-25/13-22	520/591	41/41 -	15/6	10/11	6/3	7/4	19/22
South Carolina	45/36	32/37	77-73	+4	29-60/25-66	483/379	9-19/7-20	474/350	10-13/16-22	769/727	41/36 +5	15/12	12/5	8/6	3/7	21/14
North Carolina	35/32	30/39	65-71	(6)	20-59/26-73	339/356	8-19/4-27	421/148	17-26/15-26	654/577	49/46 +3	11/15	14/4	5/8	2/7	22/22

Note: Game totals are displayed in the format TEAM/OPPONENT for each category

2017-18 Gonzaga Men's Basketball Prospectus



2016-17 Gonzaga Men's Basketball Gonzaga Season/Career Statistics (as of Apr 04, 2017) All games



SEASON STATISTICS

CAREER STATISTICS

SUMMARY	gp-gs	min/g	fg%	3fg%	ft%	r/g	a/g	stl	blk	pts/g	gp-gs	min/g	fg%	3fg%	ft%	r/g	a/g	stl	blk	pts/g
WILLIAMS-GOSS, Nigel	38-38	32.7	.486	.368	.867	6.0	4.7	64	3	16.8	38-38	32.7	.486	.368	.867	6.0	4.7	64	3	16.8
KARNOWSKI, Przemek	39-39	23.1	.586	.000	.594	5.8	1.9	17	37	12.2	152-118	21.3	.595	.333	.518	5.4	1.1	57	152	9.8
MATHEWS, Jordan	39-39	28.0	.405	.392	.733	3.3	1.5	34	5	10.6	39-39	28.0	.405	.392	.733	3.3	1.5	34	5	10.6
WILLIAMS, Johnathan	39-39	24.3	.592	.400	.563	6.4	0.8	27	36	10.2	39-39	24.3	.592	.400	.563	6.4	0.8	27	36	10.2
COLLINS, Zach	39-0	17.2	.652	.476	.743	5.9	0.4	18	69	10.0	39-0	17.2	.652	.476	.743	5.9	0.4	18	69	10.0
PERKINS, Josh	38-35	28.9	.418	.399	.729	2.3	3.1	33	6	8.1	79-71	29.2	.429	.390	.713	2.7	3.6	80	18	8.8
MELSON, Silas	39-4	23.8	.447	.391	.840	2.4	1.5	26	7	7.2	106-5	18.9	.417	.355	.762	2.0	0.9	63	15	5.8
TILLIE, Killian	33-0	12.3	.511	.478	.778	3.2	0.6	24	10	4.2	33-0	12.3	.511	.478	.778	3.2	0.6	24	10	4.2
HACHIMURA, Rui	28-0	4.6	.528	.286	.542	1.4	0.1	6	4	2.6	28-0	4.6	.528	.286	.542	1.4	0.1	6	4	2.6
EDWARDS, Ryan	17-0	2.8	.625	.000	.571	1.1	0.2	0	1	2.0	65-0	6.1	.516	.000	.717	1.7	0.1	1	12	2.1
ALBERTS, Bryan	24-0	5.9	.306	.207	.600	0.5	1.0	9	2	1.8	58-10	9.2	.360	.337	.688	1.0	0.6	16	4	2.2
JONES, Jeremy	24-0	3.7	.375	.000	.600	1.1	0.3	5	3	0.6	24-0	3.7	.375	.000	.600	1.1	0.3	5	3	0.6
TRIANO, Dustin	25-0	3.1	.500	.500	.000	0.4	0.0	2	0	0.6	54-0	3.0	.533	.500	.600	0.4	0.1	4	0	0.9
BAKAMUS, Rem	17-1	1.7	.000	.000	1.000	0.2	0.1	0	0	0.1	49-1	2.0	.278	.200	.615	0.3	0.1	6	0	0.4

SCORING	fg-fga	fg%	3fg-fga	3fg%	ft-fa	ft%	pts	pts/g	fg-fga	fg%	3fg-fga	3fg%	ft-fa	ft%	pts	pts/g
WILLIAMS-GOSS, Nigel	220-453	.486	43-117	.368	157-181	.867	640	16.8	220-453	.486	43-117	.368	157-181	.867	640	16.8
KARNOWSKI, Przemek	198-338	.586	0-1	.000	79-133	.594	475	12.2	615-1033	.595	1-3	.333	264-510	.518	1495	9.8
MATHEWS, Jordan	132-326	.405	85-217	.392	66-90	.733	415	10.6	132-326	.405	85-217	.392	66-90	.733	415	10.6
WILLIAMS, Johnathan	155-262	.592	16-40	.400	71-126	.563	397	10.2	155-262	.592	16-40	.400	71-126	.563	397	10.2
COLLINS, Zach	135-207	.652	10-21	.476	110-148	.743	390	10.0	135-207	.652	10-21	.476	110-148	.743	390	10.0
PERKINS, Josh	97-232	.418	63-158	.399	51-70	.729	308	8.1	233-543	.429	115-295	.390	117-164	.713	698	8.8
MELSON, Silas	97-217	.447	43-110	.391	42-50	.840	279	7.2	213-511	.417	92-259	.355	99-130	.762	617	5.8
TILLIE, Killian	46-90	.511	11-23	.478	35-45	.778	138	4.2	46-90	.511	11-23	.478	35-45	.778	138	4.2
HACHIMURA, Rui	28-53	.528	4-14	.286	13-24	.542	73	2.6	28-53	.528	4-14	.286	13-24	.542	73	2.6
EDWARDS, Ryan	15-24	.625	0-1	.000	4-7	.571	34	2.0	48-93	.516	0-2	.000	43-60	.717	139	2.1
ALBERTS, Bryan	15-49	.306	6-29	.207	6-10	.600	42	1.8	45-125	.360	29-86	.337	11-16	.688	130	2.2
JONES, Jeremy	6-16	.375	0-4	.000	3-5	.600	15	0.6	6-16	.375	0-4	.000	3-5	.600	15	0.6
TRIANO, Dustin	5-10	.500	5-10	.500	0-0	.000	15	0.6	16-30	.533	14-28	.500	3-5	.600	49	0.9
BAKAMUS, Rem	0-4	.000	0-4	.000	1-1	1.000	1	0.1	5-18	.278	3-15	.200	8-13	.615	21	0.4

TOTALS	o-reb	d-reb	t-reb	pf	fo	ast	to	a/to	o-reb	d-reb	t-reb	pf	fo	ast	to	a/to
WILLIAMS-GOSS, Nigel	22	205	227	60	1	179	82	2.2	22	205	227	60	1	179	82	2.2
KARNOWSKI, Przemek	56	172	228	83	2	75	70	1.1	238	581	819	316	6	166	245	0.7
MATHEWS, Jordan	26	102	128	53	0	57	32	1.8	26	102	128	53	0	57	32	1.8
WILLIAMS, Johnathan	70	181	251	82	1	31	52	0.6	70	181	251	82	1	31	52	0.6
COLLINS, Zach	66	164	230	105	7	16	60	0.3	66	164	230	105	7	16	60	0.3
PERKINS, Josh	9	78	87	85	1	119	75	1.6	31	181	212	193	5	282	159	1.8
MELSON, Silas	18	77	95	78	1	58	31	1.9	31	180	211	175	1	98	67	1.5
TILLIE, Killian	26	81	107	60	2	21	21	1.0	26	81	107	60	2	21	21	1.0
HACHIMURA, Rui	12	26	38	16	0	2	8	0.3	12	26	38	16	0	2	8	0.3
EDWARDS, Ryan	7	12	19	8	0	4	1	4.0	44	65	109	82	2	8	25	0.3
ALBERTS, Bryan	1	12	13	11	0	24	4	6.0	10	46	56	43	0	33	11	3.0
JONES, Jeremy	8	18	26	7	0	6	5	1.2	8	18	26	7	0	6	5	1.2
TRIANO, Dustin	2	9	11	7	0	1	0	0.0	7	17	24	19	0	7	4	1.8
BAKAMUS, Rem	1	3	4	5	0	2	2	1.0	2	14	16	12	0	6	5	1.2

TV/RADIO ROSTER



0

Silas Melson
G | 6-4 | 195 | Sr.
Portland, Ore.




2

Jack Beach
G | 6-2 | 175 | RSo.
San Diego, Calif.




3

Johnathan Williams
F | 6-9 | 228 | RSr.
Memphis, Tenn.




5

Alex Martin
G | 6-5 | 205 | RSo.
Overland Park, Kan.



10

Jesse Wade
G | 6-1 | 175 | Fr.
Kaysville, Utah



11

Joel Ayayi
G | 6-5 | 160 | Fr.
Paris, France




13

Josh Perkins
G | 6-3 | 190 | RJr.
Park Hill, Colo.



14

Jacob Larsen
C | 6-11 | 227 | RFr.
Holte, Denmark



15

Brandon Clarke
F | 6-8 | 210 | Jr.
Phoenix, Ariz.




21

Rui Hachimura
F | 6-8 | 225 | So.
Sendai, Japan



22

Jeremy Jones
F | 6-7 | 213 | RJr.
San Antonio, Texas




23

Zach Norvell Jr.
G | 6-5 | 205 | RFr.
Chicago, Ill.



24

Corey Kispert
F | 6-6 | 215 | Fr.
Edmonds, Wash.



33

Killian Tillie
F | 6-10 | 200 | So.
Cagnes-sur-Mer, France



HC

Mark Few
Head Coach
19th Season



AC

Tommy Lloyd
Assistant Coach
17th Season



AC

Donny Daniels
Assistant Coach
Eighth Season



AC

Brian Michaelson
Assistant Coach
Fifth Season



DO

Stephen Gentry
Director of Operations
First Season