



# GONZAGA UNIVERSITY™

BARRETT HENDERSON  
SID - Men's Basketball Contact  
e hendersonb@gonzaga.edu  
o 509-313-4288 | c 541-805-5687 | f 509-313-5730  
502 E Boone Ave | Spokane, WA | 99258-0066  
@hendersonb\_gu

NCAA SWEET 16: 1999, '00, '01, '06, '09, '15, '16    NCAA ELITE EIGHT: 1999, '15

NCAA TOURNAMENT APPEARANCES: 1995, '99, '00, '01, '02, '03, '04, '05, '06, '07, '08, '09, '10, '11, '12, '13, '14, '15, '16    NIT APPEARANCES: 1994, '96, '98

WCC CHAMPIONS: 1994, '96, '98, '99, '01, '02, '03, '04, '05, '06, '07, '08, '09, '10, '11, '13, '14, '15, '16

## 2016-17 SCHEDULE

### NOVEMBER

5	WEST GEORGIA #	TBA
11	UTAH VALLEY	TBA
14	SAN DIEGO STATE ^	9 p.m.
18	BRYANT	TBA
24	vs. Quinnipiac %	3:30 p.m.
25	vs. Florida/Seton Hall %	TBD
27	Final Round %	TBD

### DECEMBER

1	MISSISSIPPI VALLEY STATE	TBA
3	vs. Arizona !	2:30 p.m.
7	WASHINGTON	8 p.m.
10	AKRON	TBA
18	vs. Tennessee	1 p.m.
21	SOUTH DAKOTA	TBA
29	PEPPERDINE *	TBA
31	at Pacific *	TBA

### JANUARY

5	at San Francisco *	TBA
7	at Portland *	TBA
12	LOYOLA MARYMOUNT *	TBA
14	SAINT MARY'S *	7 p.m.
19	at Santa Clara *	8 p.m.
21	PORTLAND *	TBA
26	SAN DIEGO *	TBA
28	at Pepperdine *	7 p.m.

### FEBRUARY

2	at BYU *	8 p.m.
4	SANTA CLARA *	8 p.m.
9	at Loyola Marymount *	TBA
11	at Saint Mary's *	7 p.m.
16	SAN FRANCISCO *	TBA
18	PACIFIC *	TBA
23	at San Diego *	TBA
25	BYU *	TBA

### MARCH

3-8 WCC Championships @

All dates and times are local  
HOME GAMES played at McCarthy Athletic Center

\* West Coast Conference game

# Exhibition Game

^ ESPN Tip-Off Marathon - Spokane, Wash.

% AdvoCare Invitational - Orlando, Fla.

^ Hoophall LA - Los Angeles

@ WCC Championships - Las Vegas, Nev.

## 2016-17 Gonzaga Men's Basketball Quick Facts

### GENERAL INFORMATION

**Location:** Spokane, Wash.

**Founded:** 1887

**Enrollment:** 7,837

**Nickname:** Bulldogs

**Colors:** Blue (R-0 G-41 B-103), Red (R-179 G-25 B-52), White (R-255 G-255 B-255),

**Facility (Capacity):** McCarthy Athletic Center (6,000)

**Conference (Affiliation):** West Coast (NCAA Div. I)

**President:** Dr. Thayne M. McCulloh

**Athletic Director:** Mike Roth

**Senior Woman Administrator:** Shannon Strahl

**Faculty Athletic Representative:** Peggy Sue Loroz

### TEAM INFORMATION

**Head Coach (Alma Mater, Year):** Mark Few (University of Oregon, 1987)

**Record at GU (Years):** 466-111 (17 years)

**Overall Record (Years):** Same

**Assistant Coach:** Tommy Lloyd (16th Season), Whitman College, 1998

**Assistant Coach:** Donny Daniels (Seventh Season), Cal State Fullerton, 1977

**Assistant Coach:** Brian Michaelson (Fourth Season), Gonzaga, 2005

**Director of Operations:** John Jakus (Third Season), Trinity International, 1999

**Athletic Trainer:** Josh Therrien (First Season) Washington State, 2007

**2015-16 Overall Record:** 28-8

**2015-16 WCC Record (Finish):** 15-3 (T-1st)

**Postseason:** NCAA Sweet 16

**Final 2015-16 Ranking:** 21st

**Letterwinners Returning/Lost:** 8/4

**Starters Returning/Lost:** 1/4

**Men's Basketball Phone:** 509-313-4201

### HISTORY

**First year of basketball:** 1908, 1958-59 - First season of NCAA Division I

**Overall all-time record:** 1,566-1,087 (.590)

**No. Years in NCAA (Last):** 19 (2016 - Sweet 16)

**NCAA Tournament Record:** 24-19

**No. Years in NIT (Last):** 3 (1998)

**WCC Tournament titles (Last):** 15 (2016)

**WCC Regular-Season titles (Last):** 19 (2016)

### ATHLETIC MEDIA RELATIONS

**Assistant Director of Athletics/Communications:** Todd Zeidler

**SID Office Phone:** 509-313-6373

**SID Cell Phone:** 509-723-7033

**SID E-mail:** zeidlert@gonzaga.edu

**SID/MBB Contact: Barrett Henderson**

**Office Phone:** 509-313-4288

**SID Cell Phone:** 541-805-5687

**SID E-mail:** hendersonb@gonzaga.edu

**Press Row Phone:** 509-313-4224

**Website:** www.GoZags.com

## 2016-17 Gonzaga Men's Basketball Prospectus

### PLAYER INFORMATION:

#### Starters (More Than 50% of Games Started) Returning (R) and Lost (L):

Name	Pos	Ht	Wt	Cl	GP-GS	FGM-FGA	PCT	Pts./Avg	Reb./Avg.	Ast./Avg.
(L) Kyle Dranginis	G	6-5	203	SR	36-25	85-195	.436	234/6.5	161/4.5	110/3.1
(L) Eric McClellan	G	6-4	196	SR	36-36	134-282	.475	385/10.7	116/3.2	71/2.0
(R) Josh Perkins	G	6-3	190	RSO	36-36	127-293	.433	365/10.1	120/3.3	146/4.1
(L) Domantas Sabonis	F	6-11	240	SO	36-31	239-391	.611	633/17.6	426/11.8	64/1.8
(L) Kyle Wiltjer	F	6-10	240	SR	36-36	260-529	.491	736/20.4	228/6.3	53/1.5

#### Other Letterwinners Returning (R) and Lost (L):

Name	Pos	Ht	Wt	Cl	GP-GS	FGM-FGA	PCT	Pts./Avg	Reb./Avg.	Ast./Avg.
(R) Bryan Alberts	G	6-5	198	RSO	34-10	30-76	.395	88/2.6	43/1.3	9/0.3
(R) Rem Bakamus	G	6-0	173	RSR	15-0	2-6	.333	9/0.6	9/0.6	2/0.1
(R) Jack Beach	G	6-2	175	SO	13-0	1-4	.250	2/0.2	2/0.2	1/0.1
(R) Ryan Edwards	C	7-1	295	RJR	31-0	28-57	.491	81/2.6	69/2.2	4/0.1
(R) Silas Melson	G	6-4	195	JR	36-1	78-203	.384	238/6.6	93/2.6	30/0.8
(R) Dustin Triano	G	6-3	180	RJR	18-0	8-14	.571	25/1.4	9/0.5	6/0.3
(R) Przemek Karnowski#	C	7-1	300	RSR	5-5	19-32	.594	44/8.8	27/5.4	6/1.2

**NOTE:** Players returning (R) listed by class as of fall, 2016; players lost (L) listed by class as of fall, 2015.

# Statistics from 2015-16 at Gonzaga University (Pre-Injury)

#### Returning Redshirts:

Name	Pos	Ht	Wt	Cl	GP/GS	FGM-FGA	PCT	Pts/Avg	Reb./Avg.	Asst/Avg.
Jeremy Jones%	F	6-6	210	RSO	24/2	19-38	.500	53/2.2	68/2.8	7/0.3
Johnathan Williams\$	F	6-9	228	RJR	32/32	128-311	.412	381/11.9	228/7.1	27/0.8
Nigel Williams-Goss&	G	6-3	195	RJR	30/30	186-421	.442	468/15.6	141/4.7	177/5.9

% Statistics from 2014-15 at Rice University. Eligible for 2016-17 season.

\$ Statistics from 2014-15 at University of Missouri. Eligible for 2016-17 season.

& Statistics from 2014-15 at University of Washington. Eligible for 2016-17 season.

#### Newcomers (5):

Name	Pos	Ht	Wt	Cl	Hometown (Previous School)
Zach Collins	F	7-0	230	FR	Las Vegas, Nev. (Bishop Gorman)
Rui Hachimura	F	6-8	225	FR	Sendai, Japan (Meisei)
Jacob Larsen	C	6-11	227	FR	Holte, Denmark (Falkonergardens Gymnasium)
Zach Norvell Jr.	G	6-5	205	FR	Chicago, Ill. (Simeon)
Killian Tillie	F	6-10	200	FR	Cagnes-sur-Mer, France (INSEP)

#### Incoming Transfers:

Name	Pos	Ht	Wt	Cl	GP-GS	FGM-FGA	PCT	Pts/Avg	Reb./Avg.	Asst/Avg.
Jordan Mathews !	G	6-4	203	SR	34-19	143-339	.422	458/13.5	116/3.4	43/1.3

! Statistics from 2015-16 at University of California. Eligible for 2016-17 season.

## 2016-17 Gonzaga Men's Basketball Prospectus

### 2016-17 Numerical Roster

No.	Name	Pos.	Ht.	Wt.	Yr.	Exp.	Hometown/High School/College
0	Silas Melson	G	6-4	195	JR	2L	Portland, Ore./Jefferson
2	Jack Beach	G	6-2	175	SO	1L	San Diego, Calif./Torrey Pines
3	Johnathan Williams	F	6-9	228	RS JR	RS	Memphis, Tenn./Southwind/Missouri
4	Jordan Mathews	G	6-4	203	SR	TR	Los Angeles, Calif./Santa Monica/California
5	Nigel Williams-Goss	G	6-3	195	RS JR	RS	Happy Valley, Ore./Findlay Prep/Washington
10	Bryan Alberts	G	6-5	198	RS SO	1L	Northridge, Calif./Village Christian
13	Josh Perkins	G	6-3	190	RS SO	1L	Park Hill, Colo./Huntington Prep
14	Jacob Larsen	C	6-11	227	FR	HS	Holte, Denmark/Falkonergardens Gymnasium
15	Rem Bakamus	G	6-0	173	RS SR	3L	Longview, Wash./Mark Morris
21	Rui Hachimura	F	6-8	225	FR	HS	Sendai, Japan/Meisei
22	Jeremy Jones	F	6-6	210	RS SO	RS	San Antonio, Texas/East Central/Rice
23	Zach Norvell Jr.	G	6-5	205	FR	HS	Chicago, Ill./Simeon
24	Przemek Karnowski	C	7-1	300	RS SR	3L	Torun, Poland/Nicolaus Copernicus
25	Ryan Edwards	C	7-1	295	RS JR	2L	Kalispell, Mont./Glacier
32	Zach Collins	F	7-0	230	FR	HS	Las Vegas, Nev./Bishop Gorman
33	Killian Tillie	F	6-10	200	FR	HS	Cagnes-sur-Mer, France/INSEP
55	Dustin Triano	G	6-3	180	RS JR	2L	Vancouver, B.C./New Hampton

### Coaching Staff

**Head Coach:** Mark Few (18th Season), Oregon, 1987

**Assistant Coach:** Tommy Lloyd (16th Season), Whitman College, 1998

**Assistant Coach:** Donny Daniels (Seventh Season), Cal State Fullerton, 1977

**Assistant Coach:** Brian Michaelson (Fourth Season), Gonzaga

### Pronunciation Guide

**Rem BAKAMUS:** BACK-uh-miss

**RUI HACHIMURA:** ROO-ee HATCH-ee-MURR-uh

**PRZEMEK KARNOWSKI:** SHEM-ick CAR-now-SKI

**Dustin TRIANO:** TREE-aw-no

**Gonzaga:** Gone-ZAG-uh (Zag rhymes with "bag")

### Roster Breakdown by State/Province/Country

**California (3):** Alberts, Beach, Mathews

**Oregon (2):** Melson, Williams-Goss

**Colorado (1):** Perkins

**Illinois (1):** Norvell Jr.

**Montana (1):** Edwards

**Nevada (1):** Collins

**Tennessee (1):** Williams

**Texas (1):** Jones

**Washington (1):** Bakamus

**British Columbia (1):** Triano

**France (1):** Tillie

**Japan (1):** Hachimura

**Poland (1):** Karnowski

**Denmark (1):** Larsen

### Roster Breakdown by Class

**Senior (3):** Bakamus, Karnowski, Mathews

**Junior (5):** Edwards, Melson, Triano, Williams, Williams-Goss

**Sophomore (4):** Alberts, Beach, Jones, Perkins

**Freshman (5):** Collins, Hachimura, Larsen, Norvell Jr., Tillie

# 2016-17 Gonzaga Men's Basketball Prospectus



## 2015-16 Gonzaga Men's Basketball Gonzaga Combined Team Statistics (March 26, 2016) All games



Overall record: 28-8 Conf: 15-3 Home: 11-4 Away: 9-2 Neutral: 8-2

#	Player	gp-gs	min	Total		3-Point		F-Throw		Rebounds				pf	dq	a	to	blk	stl	pts	avg	
				fg-fga	fg%	3fg-fga	3fg%	ft-fga	ft%	off	def	tot	avg									
33	WILTJER, Kyle	36-36	1209	33.6	260-529	.491	90-206	.437	126-147	.857	61	167	228	6.3	66	0	53	74	29	13	736	20.4
11	SABONIS, Domantas	36-31	1146	31.8	239-391	.611	5-14	.357	150-195	.769	110	316	426	11.8	115	4	64	93	31	22	633	17.6
23	McCLELLAN, Eric	36-36	969	26.9	134-282	.475	35-103	.340	82-105	.781	24	92	116	3.2	80	1	71	61	9	31	385	10.7
13	PERKINS, Josh	36-36	1109	30.8	127-293	.433	48-127	.378	63-90	.700	22	98	120	3.3	101	4	146	74	11	43	365	10.1
24	KARNOWSKI, Przem	5-5	124	24.8	19-32	.594	0-0	.000	6-13	.462	5	22	27	5.4	10	0	6	12	3	4	44	8.8
00	MELSON, Silas	36-1	780	21.7	78-203	.384	32-99	.323	50-65	.769	8	85	93	2.6	70	0	30	24	6	21	238	6.6
03	DRANGINIS, Kyle	36-25	1123	31.2	85-195	.436	41-114	.360	23-40	.575	49	112	161	4.5	85	0	110	35	12	37	234	6.5
25	EDWARDS, Ryan	31-0	270	8.7	28-57	.491	0-1	.000	25-36	.694	29	40	69	2.2	54	1	4	19	8	1	81	2.6
10	ALBERTS, Bryan	34-10	390	11.5	30-76	.395	23-57	.404	5-6	.833	9	34	43	1.3	32	0	9	7	2	7	88	2.6
55	TRIANO, Dustin	18-0	55	3.1	8-14	.571	6-12	.500	3-5	.600	4	5	9	0.5	8	0	6	2	0	1	25	1.4
15	BAKAMUS, Rem	15-0	30	2.0	2-6	.333	1-4	.250	4-6	.667	1	8	9	0.6	1	0	2	2	0	4	9	0.6
02	BEACH, Jack	13-0	20	1.5	1-4	.250	0-2	.000	0-0	.000	1	1	2	0.2	1	0	1	0	0	1	2	0.2
Team											59	64	123				15					
Total.....		36	7225		1011-2082	.486	281-739	.380	537-708	.758	382	1044	1426	39.6	623	10	502	418	111	185	2840	78.9
Opponents.....		36	7225		859-2167	.396	214-717	.298	428-610	.702	365	793	1158	32.2	703	-	371	375	108	210	2360	65.6

TEAM STATISTICS	GON	OPP	Date	Opponent	Score	Att.
SCORING	2840	2360	11/18/15	NORTHERN ARIZONA	w 91-52	6000
Points per game	78.9	65.6	11/21/15	MOUNT ST. MARY'S	w 101-56	6000
Scoring margin	+13.3	-	11/25/15	vs Washington	w 80-64	1374
FIELD GOALS-ATT	1011-2082	859-2167	11/26/15	vs Texas A&M	L 61-62	1331
Field goal pct	.486	.396	11/27/15	vs UConn	w 73-70	2122
3 POINT FG-ATT	281-739	214-717	12/02/15	at Washington State	w 69-60	8209
3-point FG pct	.380	.298	12/5/15	ARIZONA	L 63-68	6000
3-pt FG made per game	7.8	5.9	12/08/15	MONTANA	w 61-58	6000
FREE THROWS-ATT	537-708	428-610	12/12/15	UCLA	L 66-71	6000
Free throw pct	.758	.702	12/14/15	SAINT MARTIN'S	w 86-50	6000
F-Throws made per game	14.9	11.9	12/19/15	vs Tennessee	w 86-79	16770
REBOUNDS	1426	1158	* 12/21/15	PEPPERDINE	w 99-73	6000
Rebounds per game	39.6	32.2	* 12/23/15	LOYOLA MARYMOUNT	w 85-62	6000
Rebounding margin	+7.4	-	* 12/31/15	at Santa Clara	w 79-77	3121
ASSISTS	502	371	* 01/02/16	at San Francisco	wot 102-94	3253
Assists per game	13.9	10.3	* 01/09/16	PORTLAND	w 85-74	6000
TURNOVERS	418	375	* 01/14/16	BYU	L 68-69	6000
Turnovers per game	11.6	10.4	* 01/16/16	SANDIEGO	w 88-52	6000
Turnover margin	-1.2	-	* 1/21/16	at Saint Mary's	L 67-70	3500
Assist/turnover ratio	1.2	1.0	* 1/23/16	at Pacific	w 71-61	4309
STEALS	185	210	* 01/28/16	SANTA CLARA	w 84-67	6000
Steals per game	5.1	5.8	* 01/30/16	SAN FRANCISCO	w 86-48	6000
BLOCKS	111	108	* 02/04/16	at Loyola Marymount	w 92-63	3422
Blocks per game	3.1	3.0	* 02/06/16	at Pepperdine	w 69-66	3210
ATTENDANCE	90000	169315	* 02/11/16	at Portland	w 92-66	4852
Home games-Avg/Game	15-6000	11-5835	02/13/16	at SMU	L 60-69	7249
Neutral site-Avg/Game	-	10-10513	* 02/18/16	PACIFIC	w 90-68	6000
			* 02/20/16	SAINT MARY'S	L 58-63	6000
			* 02/25/16	at San Diego	w 82-60	4076
			* 02/27/16	at BYU	w 71-68	18987
			03/05/16	vs Portland	w 92-67	7209
			03/07/16	vs BYU	w 88-84	8362
			03/08/16	vs Saint Mary's	w 85-75	7418
			3/17/16	vs Seton Hall	w 68-52	19500
			3/19/16	vs Utah	w 82-59	19551
			3/25/16	vs Syracuse	L 60-63	21490

\* - Conference game

## 2016-17 Gonzaga Men's Basketball Prospectus



### 2015-16 Gonzaga Men's Basketball Gonzaga Combined Team Statistics (March 26, 2016) Conference games



RECORD:	OVERALL	HOME	AWAY	NEUTRAL
ALL GAMES	15-3	7-2	8-1	0-0
CONFERENCE	15-3	7-2	8-1	0-0
NON-CONFERENCE	0-0	0-0	0-0	0-0

#	Player	gp-gs	min	Total		3-Point		F-Throw		Rebounds				pf	dq	a	to	blk	stl	pts	avg	
				fg-fga	fg%	3fg-fga	3fg%	ft-fga	ft%	off	def	tot	avg									
33	WILTJER, Kyle	18-18	599	33.3	136-257	.529	48-105	.457	73-85	.859	31	74	105	5.8	38	0	25	35	12	6	393	21.8
11	SABONIS, Domantas	18-18	591	32.8	108-191	.565	2-8	.250	89-119	.748	47	175	222	12.3	59	2	40	49	15	10	307	17.1
13	PERKINS, Josh	18-18	575	31.9	68-146	.466	25-54	.463	35-47	.745	11	51	62	3.4	47	1	75	28	6	21	196	10.9
23	McCLELLAN, Eric	18-18	497	27.6	63-136	.463	16-53	.302	47-58	.810	12	49	61	3.4	49	1	39	31	4	18	189	10.5
03	DRANGINIS, Kyle	18-10	516	28.7	47-97	.485	25-59	.424	14-20	.700	20	46	66	3.7	39	0	54	12	7	14	133	7.4
00	MELSON, Silas	18-0	378	21.0	39-90	.433	15-47	.319	27-36	.750	2	40	42	2.3	32	0	15	8	4	6	120	6.7
25	EDWARDS, Ryan	18-0	182	10.1	18-41	.439	0-0	.000	20-26	.769	18	28	46	2.6	30	1	3	11	7	1	56	3.1
10	ALBERTS, Bryan	17-8	220	12.9	17-48	.354	12-34	.353	5-6	.833	5	20	25	1.5	18	0	4	3	2	4	51	3.0
55	TRIANO, Dustin	9-0	34	3.8	6-10	.600	5-9	.556	0-0	.000	2	5	7	0.8	5	0	2	1	0	0	17	1.9
15	BAKAMUS, Rem	8-0	20	2.5	2-4	.500	1-3	.333	1-2	.500	0	4	4	0.5	1	0	2	2	0	3	6	0.8
02	BEACH, Jack	6-0	13	2.2	0-1	.000	0-1	.000	0-0	.000	0	1	1	0.2	1	0	0	0	0	1	0	0.0
Team											26	34	60				8					
Total.....		18	3625		504-1021	.494	149-373	.399	311-399	.779	174	527	701	38.9	319	5	259	188	57	84	1468	81.6
Opponents.....		18	3625		435-1081	.402	115-390	.295	216-308	.701	169	400	569	31.6	373	-	198	174	49	86	1201	66.7

TEAM STATISTICS	GON	OPP	Date	Opponent	Score	Att.
SCORING	1468	1201	* 12/21/15	PEPPERDINE	w 99-73	6000
Points per game	81.6	66.7	* 12/23/15	LOYOLAMARYMOUNT	w 85-62	6000
Scoring margin	+14.8	-	* 12/31/15	at Santa Clara	w 79-77	3121
FIELDGOALS-ATT	504-1021	435-1081	* 01/02/16	at San Francisco	wot 102-94	3253
Field goal pct	.494	.402	* 01/09/16	PORTLAND	w 85-74	6000
3POINT FG-ATT	149-373	115-390	* 01/14/16	BYU	L 68-69	6000
3-point FG pct	.399	.295	* 01/16/16	SANDIEGO	w 88-52	6000
3-pt FG made per game	8.3	6.4	* 1/21/16	at Saint Mary's	L 67-70	3500
FREETHROWS-ATT	311-399	216-308	* 1/23/16	at Pacific	w 71-61	4309
Free throw pct	.779	.701	* 01/28/16	SANTA CLARA	w 84-67	6000
F-Throws made per game	17.3	12.0	* 01/30/16	SAN FRANCISCO	w 86-48	6000
REBOUNDS	701	569	* 02/04/16	at Loyola Marymount	w 92-63	3422
Rebounds per game	38.9	31.6	* 02/06/16	at Pepperdine	w 69-66	3210
Rebounding margin	+7.3	-	* 02/11/16	at Portland	w 92-66	4852
ASSISTS	259	198	* 02/18/16	PACIFIC	w 90-68	6000
Assists per game	14.4	11.0	* 02/20/16	SAINTMARY'S	L 58-63	6000
TURNOVERS	188	174	* 02/25/16	at San Diego	w 82-60	4076
Turnovers per game	10.4	9.7	* 02/27/16	at BYU	w 71-68	18987
Turnover margin	-0.8	-				
Assist/turnover ratio	1.4	1.1				
STEALS	84	86				
Steals per game	4.7	4.8				
BLOCKS	57	49				
Blocks per game	3.2	2.7				
ATTENDANCE	54000	48730				
Home games-Avg/Game	9-6000	9-5414				
Neutralsite-Avg/Game	-	0-0				

\* - Conference game

Score by Periods	1st	2nd	OT	Totals
Gonzaga	688	760	20	1468
Opponents	518	671	12	1201



## 2016-17 Gonzaga Men's Basketball Prospectus



### 2015-16 Gonzaga Men's Basketball Gonzaga Season Schedule/Results & Leaders (March 26, 2016) All games



RECORD:	OVERALL	HOME	AWAY	NEUTRAL
ALL GAMES	28-8	11-4	9-2	8-2
CONFERENCE	15-3	7-2	8-1	0-0
NON-CONFERENCE	13-5	4-2	1-1	8-2

Date	Opponent	Score	Att.	High Points	High Rebounds
11/18/15	NORTHERN ARIZONA	W 91-52	6000	(26)SABONIS, Domantas	(9)KARNOWSKI, Przemek
11/21/15	MOUNT ST. MARY'S	W 101-56	6000	(15)MELSON, Silas (15)SABONIS, Domantas	(14)SABONIS, Domantas
11/25/15	vs Washington	W 80-64	1374	(24)WILTJER, Kyle	(11)WILTJER, Kyle (11)DRANGINIS, Kyle
11/26/15	vs Texas A&M	61-62 L	1331	(18)WILTJER, Kyle	(7)WILTJER, Kyle
11/27/15	vs UConn	W 73-70	2122	(17)WILTJER, Kyle	(9)SABONIS, Domantas
12/02/15	at Washington State	W 69-60	8209	(22)WILTJER, Kyle	(14)SABONIS, Domantas
12/5/15	ARIZONA	63-68 L	6000	(33)WILTJER, Kyle	(16)SABONIS, Domantas
12/08/15	MONTANA	W 61-58	6000	(16)WILTJER, Kyle (16)SABONIS, Domantas	(10)SABONIS, Domantas
12/12/15	UCLA	66-71 L	6000	(20)WILTJER, Kyle	(8)WILTJER, Kyle (8)SABONIS, Domantas
12/14/15	SAINT MARTIN'S	W 86-50	6000	(21)SABONIS, Domantas	(12)SABONIS, Domantas
12/19/15	vs Tennessee	W 86-79	16770	(36)SABONIS, Domantas	(16)SABONIS, Domantas
12/21/15	*PEPPERDINE	W 99-73	6000	(23)SABONIS, Domantas	(11)WILTJER, Kyle
12/23/15	*LOYOLA MARYMOUNT	W 85-62	6000	(26)WILTJER, Kyle	(13)SABONIS, Domantas
12/31/15	*at Santa Clara	W 79-77	3121	(26)PERKINS, Josh	(7)WILTJER, Kyle
01/02/16	*at San Francisco	Wot 102-94	3253	(35)SABONIS, Domantas	(14)SABONIS, Domantas
01/09/16	*PORTLAND	W 85-74	6000	(32)WILTJER, Kyle	(17)SABONIS, Domantas
01/14/16	*BYU	68-69 L	6000	(35)WILTJER, Kyle	(10)WILTJER, Kyle
01/16/16	*SAN DIEGO	W 88-52	6000	(25)WILTJER, Kyle	(15)SABONIS, Domantas
1/21/16	*at Saint Mary's	67-70 L	3500	(23)McCLELLAN, Eric	(13)SABONIS, Domantas
1/23/16	*at Pacific	W 71-61	4309	(23)WILTJER, Kyle	(20)SABONIS, Domantas
01/28/16	*SANTA CLARA	W 84-67	6000	(35)WILTJER, Kyle	(17)SABONIS, Domantas
01/30/16	*SAN FRANCISCO	W 86-48	6000	(15)MELSON, Silas (15)WILTJER, Kyle (15)SABONIS, Domantas	(10)DRANGINIS, Kyle
02/04/16	*at Loyola Marymount	W 92-63	3422	(23)WILTJER, Kyle	(11)SABONIS, Domantas
02/06/16	*at Pepperdine	W 69-66	3210	(20)SABONIS, Domantas	(11)SABONIS, Domantas
02/11/16	*at Portland	W 92-66	4852	(21)WILTJER, Kyle	(11)SABONIS, Domantas
02/13/16	at SMU	60-69 L	7249	(20)SABONIS, Domantas	(16)SABONIS, Domantas
02/18/16	*PACIFIC	W 90-68	6000	(26)WILTJER, Kyle	(10)SABONIS, Domantas
02/20/16	*SAINT MARY'S	58-63 L	6000	(21)PERKINS, Josh	(13)SABONIS, Domantas
02/25/16	*at San Diego	W 82-60	4076	(18)MELSON, Silas	(17)SABONIS, Domantas
02/27/16	*at BYU	W 71-68	18987	(21)WILTJER, Kyle	(14)SABONIS, Domantas
03/05/16	vs Portland	W 92-67	7209	(26)McCLELLAN, Eric	(8)DRANGINIS, Kyle (8)WILTJER, Kyle
03/07/16	vs BYU	W 88-84	8362	(29)WILTJER, Kyle	(14)SABONIS, Domantas
03/08/16	vs Saint Mary's	W 85-75	7418	(20)McCLELLAN, Eric	(8)SABONIS, Domantas
3/17/16	vs Seton Hall	W 68-52	19500	(21)SABONIS, Domantas	(16)SABONIS, Domantas
3/19/16	vs Utah	W 82-59	19551	(22)McCLELLAN, Eric	(10)SABONIS, Domantas
3/25/16	vs Syracuse	60-63 L	21490	(23)WILTJER, Kyle	(17)SABONIS, Domantas

\* - Conference game

Attendance Summary	Games	Attend	Avg/Game
Home	15	90000	6000
Away	11	64188	5835
Neutral	10	105127	10513
Total	36	259315	7203

## 2016-17 Gonzaga Men's Basketball Prospectus



### 2015-16 Gonzaga Men's Basketball Gonzaga Team High/Low Analysis (March 26, 2016) All games



#### Gonzaga - TEAM GAME HIGHS

POINTS	102	at San Francisco (01/02/16)
	101	MOUNT ST. MARY'S (11/21/15)
	99	PEPPERDINE (12/21/15)
FIELD GOALS MADE	39	MOUNT ST. MARY'S (11/21/15)
FIELD GOAL ATTEMPTS	69	SAN FRANCISCO (01/30/16)
FIELD GOAL PERCENTAGE	.617 (29-47)	vs Saint Mary's (03/08/16)
3 PT FIELD GOALS MADE	16	PEPPERDINE (12/21/15)
3 PT FG ATTEMPTS	37	SAN FRANCISCO (01/30/16)
3 PT FG PERCENTAGE	.615 (16-26)	PEPPERDINE (12/21/15)
FREE THROWS MADE	30	vs Washington (11/25/15)
FREE THROW ATTEMPTS	44	vs Washington (11/25/15)
FREE THROW PERCENTAGE	.955 (21-22)	vs Saint Mary's (03/08/16)
REBOUNDS	53	NORTHERN ARIZONA (11/18/15)
ASSISTS	23	MOUNT ST. MARY'S (11/21/15)
STEALS	9	MOUNT ST. MARY'S (11/21/15)
	9	NORTHERN ARIZONA (11/18/15)
BLOCKED SHOTS	8	vs Syracuse (3/25/16)
	8	at San Francisco (01/02/16)
TURNOVERS	20	vs Seton Hall (3/17/16)
FOULS	28	vs Washington (11/25/15)

#### Gonzaga - INDIVIDUAL GAME HIGHS

Points	36	SABONIS, Domantas vs Tennessee (12/19/15)
	35	WILTJER, Kyle vs Santa Clara (01/28/16)
	35	WILTJER, Kyle vs BYU (01/14/16)
	35	SABONIS, Domantas at San Francisco (01/02/16)
Field Goals Made	14	WILTJER, Kyle vs Arizona (12/5/15)
Field Goal Att.	27	WILTJER, Kyle vs Arizona (12/5/15)
FG Pct (min 6 made)	1.000 (6-6)	SABONIS, Domantas vs BYU (03/07/16)
3-Point FG Made	7	WILTJER, Kyle vs Santa Clara (01/28/16)
3-Point FG Att.	10	WILTJER, Kyle vs Santa Clara (01/28/16)
3-Pt FG Pct (min 3 made)	1.000 (3-3)	ALBERTS, Bryan vs Santa Clara (01/28/16)
Free Throws Made	14	SABONIS, Domantas vs Portland (01/09/16)
Free Throw Att.	17	SABONIS, Domantas vs Portland (01/09/16)
FT Pct (min 12 made)	1.000 (12-12)	SABONIS, Domantas at Pepperdine (02/06/16)
Rebounds	20	SABONIS, Domantas at Pacific (1/23/16)
Assists	9	PERKINS, Josh at Portland (02/11/16)
Steals	4	DRANGINIS, Kyle at BYU (02/27/16)
	4	PERKINS, Josh at San Francisco (01/02/16)
	4	DRANGINIS, Kyle vs Montana (12/08/15)
	4	PERKINS, Josh vs Northern Arizona (11/18/15)
Blocked Shots	5	SABONIS, Domantas vs Syracuse (3/25/16)

# 2016-17 Gonzaga Men's Basketball Prospectus



## 2015-16 Gonzaga Men's Basketball Gonzaga Team Game-by-Game Comparison (March 26, 2016) All games



Opponent	1st	2nd	Score	Mar	Total FG	FG Pct	3-Pointers	3FG Pct	Free Throws	FT Pct	Rebounds	Assist	T/Over	Block	Steal	Fouls
NORTHERNARIZONA	42/27	49/25	91-52	+39	36-68/19-63	529/302	6-23/3-17	261/176	13-20/11-17	650/647	53/31 +22	18/9	17/15	3/0	9/8	18/21
MOUNT ST. MARY'S	41/29	60/27	101-56	+45	39-66/21-60	591/350	11-22/3-21	500/143	12-17/11-15	706/733	49/25 +24	23/4	14/15	1/1	9/9	17/19
Washington	44/27	36/37	80-64	+16	24-48/19-74	500/257	2-8/4-20	250/200	30-44/22-30	682/733	47/45 +2	12/9	17/12	2/2	6/4	28/32
Texas A&M	32/35	29/27	61-62	(1)	24-52/21-47	462/447	9-22/7-14	409/500	4-11/13-16	364/813	35/26 +9	15/14	15/12	1/3	5/7	18/15
UConn	43/27	30/43	73-70	+3	28-62/26-62	452/419	10-24/1-12	417/083	7-11/17-20	636/850	36/37 (1)	14/8	11/10	3/4	5/7	18/16
Washington State	38/30	31/30	69-60	+9	27-63/25-62	429/403	7-21/2-10	333/200	8-11/8-10	727/800	43/33 +10	9/4	16/13	3/8	4/14	11/16
ARIZONA	38/28	25/40	63-68	(5)	27-61/27-65	443/415	3-13/5-15	231/333	6-8/9-19	750/474	41/40 +1	11/8	16/9	4/2	5/8	18/12
MONTANA	29/23	32/35	61-58	+3	22-55/22-61	400/361	4-15/6-21	267/286	13-17/8-11	765/727	41/36 +5	9/12	13/12	3/0	8/8	13/21
UCLA	32/30	34/41	66-71	(5)	25-61/28-60	410/467	6-26/5-16	231/313	10-13/10-18	769/556	38/38 -	11/12	12/8	2/1	4/5	18/15
SAINTMARTIN'S	42/29	44/21	86-50	+36	33-64/18-54	516/333	9-20/4-25	450/160	11-14/10-16	786/625	47/27 +20	14/5	9/13	2/3	7/7	14/18
Tennessee	49/33	37/46	86-79	+7	29-63/29-66	460/439	4-18/10-21	222/476	24-33/11-16	727/688	42/32 +10	9/13	6/9	4/8	3/2	19/23
PEPPERDINE	48/32	51/41	99-73	+26	32-58/26-57	552/456	16-26/6-18	615/333	19-21/15-23	905/652	38/25 +13	18/10	7/6	1/1	2/4	18/18
LOYOLAMARYMOUNT	40/24	45/38	85-62	+23	27-45/24-60	600/400	10-18/5-20	556/250	21-23/9-14	913/643	30/28 +2	19/10	9/8	4/2	4/5	13/23
Santa Clara	40/38	39/39	79-77	+2	29-51/25-58	569/431	5-12/12-24	417/500	16-23/15-20	696/750	30/30 -	9/10	11/9	4/3	1/2	21/22
San Francisco	34/38	48/44	102-94	+8	37-68/34-76	544/447	5-19/14-31	263/452	23-32/12-16	719/750	49/35 +14	11/16	13/10	8/0	7/5	20/28
PORTLAND	37/25	48/49	85-74	+11	27-64/26-59	422/441	7-19/4-20	368/200	24-29/18-21	828/857	43/31 +12	17/12	16/16	4/2	7/7	21/22
BYU	36/32	32/37	68-69	(1)	21-57/27-65	368/415	6-20/3-17	300/176	20-24/12-14	833/857	39/41 (2)	11/11	12/11	2/7	7/5	16/22
SANDIEGO	46/27	42/25	88-52	+36	34-60/21-67	567/313	11-18/5-26	611/192	9-10/5-7	900/714	46/29 +17	16/8	7/5	3/1	4/5	12/13
Saint Mary's	34/26	33/44	67-70	(3)	29-49/25-50	592/500	6-15/6-16	400/375	3-5/14-16	600/875	28/20 +8	17/8	12/6	1/1	1/8	18/14
Pacific	26/25	45/36	71-61	+10	23-51/19-61	451/311	5-17/7-23	294/304	20-32/16-23	625/696	44/38 +6	10/14	10/10	3/1	5/4	18/26
SANTA CLARA	46/22	38/45	84-67	+17	23-51/23-63	451/365	13-26/5-21	500/238	25-30/16-26	833/615	48/30 +18	10/7	16/4	3/4	2/10	21/28
SAN FRANCISCO	39/22	47/26	86-48	+38	30-69/18-59	435/305	15-37/4-25	405/160	11-18/8-15	611/533	51/40 +11	17/9	6/9	4/2	5/2	16/18
Loyola Marymount	47/26	45/37	92-63	+29	37-65/24-59	569/407	6-21/2-15	286/133	12-14/13-15	857/867	40/25 +15	19/14	10/12	3/1	8/6	16/16
Pepperdine	34/26	35/40	69-66	+3	22-51/24-55	431/436	4-19/7-17	211/412	21-23/11-17	913/647	27/35 (8)	14/16	8/12	2/4	4/4	19/21
Portland	44/35	48/31	92-66	+26	31-58/27-59	534/458	15-26/3-22	577/136	15-21/9-15	714/600	35/31 +4	22/8	8/11	1/3	3/2	15/20
SMU	27/30	33/39	60-69	(9)	23-61/26-56	377/464	10-32/4-10	313/400	4-7/13-18	571/722	37/35 +2	16/17	12/9	3/5	5/6	15/13
PACIFIC	44/32	46/36	90-68	+22	28-55/27-58	509/466	9-19/6-17	474/353	25-29/8-14	862/571	33/31 +2	17/10	10/13	1/2	5/1	20/26
SAINTMARY'S	23/30	35/33	58-63	(5)	22-62/24-50	355/480	5-26/7-17	192/412	9-14/8-16	643/500	37/32 +5	8/8	8/11	5/3	6/6	14/11
San Diego	32/24	50/36	82-60	+22	28-56/19-58	500/328	5-16/9-29	313/310	21-27/13-16	778/813	45/28 +17	10/10	12/12	2/7	5/2	21/24
BYU	38/34	33/34	71-68	+3	24-51/22-67	471/328	6-19/10-32	316/313	17-24/14-20	708/700	38/40 (2)	14/17	13/9	6/5	8/8	20/21
Portland	46/32	46/35	92-67	+25	31-61/23-57	508/404	10-24/7-23	417/304	20-24/14-20	833/700	35/35 -	16/10	5/12	4/4	5/1	21/22
BYU	47/47	41/37	88-84	+4	28-57/31-70	491/443	12-28/10-26	429/385	20-25/12-15	800/800	40/33 +7	13/13	15/10	4/3	4/9	13/22
Saint Mary's	43/35	42/40	85-75	+10	29-47/25-54	617/463	6-13/12-25	462/480	21-22/13-16	955/813	22/25 (3)	9/9	6/8	2/1	4/4	17/18
Seton Hall	35/25	33/27	68-52	+16	24-56/20-62	429/323	6-17/4-21	353/190	14-21/8-21	667/381	48/34 +14	12/8	20/12	2/1	7/11	19/21
Utah	44/29	38/30	82-59	+23	34-61/22-52	557/423	9-19/7-15	474/467	5-6/8-8	833/1000	34/24 +10	14/9	9/13	3/3	7/5	13/14
Syracuse	29/28	31/35	60-63	(3)	24-55/22-61	436/361	8-21/5-15	381/333	4-5/14-16	800/875	37/33 +4	18/9	17/9	8/10	4/9	14/12

Note: Game totals are displayed in the format TEAM/OPPONENT for each category



## 2016-17 Gonzaga Men's Basketball Prospectus



2015-16 Gonzaga Men's Basketball  
Gonzaga Season/Career Statistics (March 26, 2016)  
All games



## SEASON STATISTICS

## CAREER STATISTICS

SUMMARY	gp-gs	min/g	fg%	3fg%	ft%	r/g	a/g	stl	blk	pts/g	gp-gs	min/g	fg%	3fg%	ft%	r/g	a/g	stl	blk	pts/g
WILTJER, Kyle	36-36	33.6	.491	.437	.857	6.3	1.5	13	29	20.4	74-73	30.5	.514	.449	.828	6.2	1.7	31	54	18.6
SABONIS, Domantas	36-31	31.8	.611	.357	.769	11.8	1.8	22	31	17.6	74-32	26.6	.632	.357	.729	9.4	1.3	39	43	13.5
McCLELLAN, Eric	36-36	26.9	.475	.340	.781	3.2	2.0	31	9	10.7	54-36	20.6	.464	.342	.752	2.4	1.6	34	10	7.8
PERKINS, Josh	36-36	30.8	.433	.378	.700	3.3	4.1	43	11	10.1	41-36	29.5	.437	.380	.702	3.0	4.0	47	12	9.5
KARNOWSKI, Przemek	5-5	24.8	.594	.000	.462	5.4	1.2	4	3	8.8	113-79	20.7	.600	.500	.491	5.2	0.8	40	115	9.0
MELSON, Silas	36-1	21.7	.384	.323	.769	2.6	0.8	21	6	6.6	67-1	16.1	.395	.329	.713	1.7	0.6	37	8	5.0
DRANGINIS, Kyle	36-25	31.2	.436	.360	.575	4.5	3.1	37	12	6.5	143-34	20.8	.465	.356	.641	3.1	2.1	116	49	4.9
EDWARDS, Ryan	31-0	8.7	.491	.000	.694	2.2	0.1	1	8	2.6	48-0	7.2	.478	.000	.736	1.9	0.1	1	11	2.2
ALBERTS, Bryan	34-10	11.5	.395	.404	.833	1.3	0.3	7	2	2.6	34-10	11.5	.395	.404	.833	1.3	0.3	7	2	2.6
TRIANO, Dustin	18-0	3.1	.571	.500	.600	0.5	0.3	1	0	1.4	29-0	3.0	.550	.500	.600	0.4	0.2	2	0	1.2
BAKAMUS, Rem	15-0	2.0	.333	.250	.667	0.6	0.1	4	0	0.6	32-0	2.1	.357	.273	.583	0.4	0.1	6	0	0.6
BEACH, Jack	13-0	1.5	.250	.000	.000	0.2	0.1	1	0	0.2	13-0	1.5	.250	.000	.000	0.2	0.1	1	0	0.2

SCORING	fg-fga	fg%	3fg-fga	3fg%	ft-fa	ft%	pts	pts/g	fg-fga	fg%	3fg-fga	3fg%	ft-fa	ft%	pts	pts/g
WILTJER, Kyle	260-529	.491	90-206	.437	126-147	.857	736	20.4	502-977	.514	158-352	.449	212-256	.828	1374	18.6
SABONIS, Domantas	239-391	.611	5-14	.357	150-195	.769	633	17.6	384-608	.632	5-14	.357	229-314	.729	1002	13.5
McCLELLAN, Eric	134-282	.475	35-103	.340	82-105	.781	385	10.7	142-306	.464	38-111	.342	97-129	.752	419	7.8
PERKINS, Josh	127-293	.433	48-127	.378	63-90	.700	365	10.1	136-311	.437	52-137	.380	66-94	.702	390	9.5
KARNOWSKI, Przemek	19-32	.594	0-0	.000	6-13	.462	44	8.8	417-695	.600	1-2	.500	185-377	.491	1020	9.0
MELSON, Silas	78-203	.384	32-99	.323	50-65	.769	238	6.6	116-294	.395	49-149	.329	57-80	.713	338	5.0
DRANGINIS, Kyle	85-195	.436	41-114	.360	23-40	.575	234	6.5	255-548	.465	95-267	.356	98-153	.641	703	4.9
EDWARDS, Ryan	28-57	.491	0-1	.000	25-36	.694	81	2.6	33-69	.478	0-1	.000	39-53	.736	105	2.2
ALBERTS, Bryan	30-76	.395	23-57	.404	5-6	.833	88	2.6	30-76	.395	23-57	.404	5-6	.833	88	2.6
TRIANO, Dustin	8-14	.571	6-12	.500	3-5	.600	25	1.4	11-20	.550	9-18	.500	3-5	.600	34	1.2
BAKAMUS, Rem	2-6	.333	1-4	.250	4-6	.667	9	0.6	5-14	.357	3-11	.273	7-12	.583	20	0.6
BEACH, Jack	1-4	.250	0-2	.000	0-0	.000	2	0.2	1-4	.250	0-2	.000	0-0	.000	2	0.2

TOTALS	o-reb	d-reb	t-reb	pf	fo	ast	to	a/to	o-reb	d-reb	t-reb	pf	fo	ast	to	a/to
WILTJER, Kyle	61	167	228	66	0	53	74	0.7	111	351	462	128	0	124	117	1.1
SABONIS, Domantas	110	316	426	115	4	64	93	0.7	192	502	694	219	6	97	152	0.6
McCLELLAN, Eric	24	92	116	80	1	71	61	1.2	28	104	132	91	1	85	65	1.3
PERKINS, Josh	22	98	120	101	4	146	74	2.0	22	103	125	108	4	163	84	1.9
KARNOWSKI, Przemek	5	22	27	10	0	6	12	0.5	182	409	591	233	4	91	175	0.5
MELSON, Silas	8	85	93	70	0	30	24	1.3	13	103	116	97	0	40	36	1.1
DRANGINIS, Kyle	49	112	161	85	0	110	35	3.1	145	303	448	262	1	299	141	2.1
EDWARDS, Ryan	29	40	69	54	1	4	19	0.2	37	53	90	74	2	4	24	0.2
ALBERTS, Bryan	9	34	43	32	0	9	7	1.3	9	34	43	32	0	9	7	1.3
TRIANO, Dustin	4	5	9	8	0	6	2	3.0	5	8	13	12	0	6	4	1.5
BAKAMUS, Rem	1	8	9	1	0	2	2	1.0	1	11	12	7	0	4	3	1.3
BEACH, Jack	1	1	2	1	0	1	0	0.0	1	1	2	1	0	1	0	0.0

# TV/RADIO ROSTER



0

**Silas Melson**  
G | 6-4 | 195 | Jr.  
Portland, Ore.



2

**Jack Beach**  
G | 6-2 | 175 | So.  
San Diego, Calif.




3

**Johnathan Williams**  
F | 6-9 | 228 | RJr.  
Memphis, Tenn.



4

**Jordan Mathews**  
G | 6-4 | 203 | Sr.  
Los Angeles, Calif.



5

**Nigel Williams-Goss**  
G | 6-3 | 195 | RJr.  
Happy Valley, Ore.



10

**Bryan Alberts**  
G | 6-5 | 198 | RSo.  
Northridge, Calif.



13

**Josh Perkins**  
G | 6-3 | 190 | RSo.  
Park Hill, Colo.




14

**Jacob Larsen**  
C | 6-11 | 227 | Fr.  
Holte, Denmark



15

**Rem Bakamus**  
G | 6-0 | 173 | RSo.  
Longview, Wash.



21

**Rui Hachimura**  
F | 6-8 | 225 | Fr.  
Sendai, Japan




22

**Jeremy Jones**  
F | 6-6 | 210 | RSo.  
San Antonio, Texas



23

**Zach Norvell Jr.**  
G | 6-5 | 205 | Fr.  
Chicago, Ill.




24

**Przemek Karnowski**  
C | 7-1 | 300 | RSo.  
Torun, Poland



25

**Ryan Edwards**  
C | 7-1 | 295 | RJr.  
Kalispell, Mont.



32

**Zach Collins**  
F | 7-0 | 230 | Fr.  
Las Vegas, Nev.



33

**Killian Tillie**  
F | 6-10 | 200 | Fr.  
Cagnes-sur-Mer, France



55

**Dustin Triano**  
G | 6-3 | 180 | RJr.  
Vancouver, B.C.



HC

**Mark Few**  
Head Coach  
18th Season



AC

**Tommy Lloyd**  
Assistant Coach  
16th Season



AC

**Donny Daniels**  
Assistant Coach  
Seventh Season



AC

**Brian Michaelson**  
Assistant Coach  
Fourth Season



DO

**John Jakus**  
Director of Operations  
Third Season