

Georgia Tech Sports Information Office > 150 Bobby Dodd Way NW > Atlanta, GA 30332 > (404) 894-5445 > RamblinWreck.com

**Georgia Tech
Yellow Jackets**



**Georgia
Bulldogs**

10-1 / 7-1 ACC	Record Overall/Conference	6-5 / 4-4 SEC
7th (AP), 7th (USA Today), 7th (BCS)	National Ranking	.NR (AP), NR (USA Today)
Paul Johnson	Head Coach	Mark Richt
Western Carolina '79	Alma Mater	Miami '82
19-5 (2 seasons)	Record at School	.88-27 (9 seasons)
126-44 (13 seasons)	Career Record	.88-27 (9 seasons)
Spread Option	Offense	Pro Style
4-3 Multiple	Defense	.4-3
314.1 ypg	Rushing Yards Per Game	.140.5 ypg
135.5 ypg	Passing Yards Per Game	.216.5 ypg
449.6 ypg	Total Offense Per Game	.357.0 ypg
36.0 ppg	Points Per Game	.27.5 ppg
117.2 ypg	Rushing Defense	.120.5 ypg
229.4 ypg	Pass Defense	.206.8 ypg
346.5 ypg	Total Defense	.327.4 ypg
23.5 ppg	Scoring Defense	.26.6 ppg
Jonathan Dwyer (109.4 ypg)	Rushing Leader	.Washaun Ealey (65.1 ypg)
Josh Nesbitt (128.9 ypg)	Passing Leader	.Joe Cox (213.6)
Demaryius Thomas (86.4 ypg)	Receiving Leader	.A.J. Green (83.4)
19,404	Enrollment	.34,180
Bobby Dodd Stadium (55,000)	Stadium (Capacity)	.Sanford Stadium (92,746)
Old Gold and White	Colors	.Red and Black
Dean Buchan	Football SID	.Claude Felton
(404) 894-5445	SID Office Phone	.(706) 542-1621
(404) 295-8703	SID Cell	.(706) 540-4029
dbuchan@athletics.gatech.edu	SID E-Mail	.cfelton@sports.uga.edu
RamblinWreck.com	Athletic Website	.georgiadogs.com

GAME SUMMARY

Kickoff: 8:00 p.m.
Site: Atlanta, Ga.
Stadium: Bobby Dodd Stadium (55,000)
TV: ABC (reverse mirror on ESPN2). Sean McDonough (play-by-play), Matt Millen (analysis) and Holly Rowe(sidelines) call the action. Bo Garrett is the producer.
Pay-Per-View TV: None.
Tape Delay TV: Comcast Sports Southeast (CSS). Two-hour edited replay Tuesday at 9 p.m.
Internet: TBD.
Radio: The Georgia Tech ISP Network, including Atlanta flagship WGXI-AM 790 The Zone and WYAY-FM 106.7. Wes Durham is in his 15th season as play-by-play voice. Former Georgia Tech quarterback Rick Strom provides color analysis. 790 The Zone's Jeff Woolverton reports from the sidelines. Miller Pope is the producer/engineer.
National Radio: None.
Satellite Radio: Sirius 211; XM 190.
Live Statistics: RamblinWreck.com
Twitter Updates: Twitter.com/gtathletics
Series: Georgia leads 59-39-5. More series information on page four.

2009 SCHEDULE/RESULTS

Date	Opponent	Site	TV	Time	Series/Result	Note
Sept. 5	JACKSONVILLE STATE Gamecocks	Atlanta, Ga. Bobby Dodd Stadium	ESPN360.com	1:00	W, 37-17	497 yards of total offense; Dwyer sets tone with 74-yard run on opening play
Sept. 10	CLEMSON Tigers (rv/rv)	Atlanta, Ga. Bobby Dodd Stadium	ESPN	7:30	W, 30-27	Tech sees 24-0 lead disappear; Scott Blair kicks 36-yd FG with 0:57 left
Sept. 17	at Miami Hurricanes (22/20)	Miami Gardens, Fla. Land Shark Stadium	ESPN	7:30	L, 17-33	Miami avenges 4 straight losses to Tech in key Coastal Division battle
Sept. 26	NORTH CAROLINA Tar Heels (22/18)	Atlanta, Ga. Bobby Dodd Stadium	Raycom	12:10	W, 24-7	Dwyer's 158 yards, Nesbitt's 2 TDs lead offense; defense has best effort of '09
Oct. 3	at Mississippi State Bulldogs	Starkville, Miss. Davis Wade Stadium	CSS	7:30	W, 42-31	Tech unleashes passing attack, forces 5 turnovers in first ever trip to Mississippi
Oct. 10	at Florida State Seminoles	Tallahassee, Fla. Doak Campbell Stadium	ESPN2	8:00	W, 49-44	Jackets roll up 532 total offense yards, win in Tallahassee for the first time
Oct. 17	VIRGINIA TECH Hokies (4/4)	Atlanta, Ga. Bobby Dodd Stadium	ESPN2	6:00	W, 28-23	Nesbitt's 3 touchdowns lift Tech to first home win vs. top-5 opponent since '62
Oct. 24	at Virginia Cavaliers	Charlottesville, Va. Scott Stadium	Raycom	12:10	W, 34-9	Tech gets first win in Charlottesville since 1990; Dwyer, Allen go over 100 yards
Oct. 31	at Vanderbilt Commodores	Nashville, Tenn. Vanderbilt Stadium	CSS	7:30	W, 56-31	Tech scores final 28 points; 597 yards total offense; Dwyer 186 yds, 3 TDs
Nov. 7	WAKE FOREST Demon Deacons	Atlanta, Ga. Bobby Dodd Stadium	ABC	3:30	W, 30-27 (ot)	Gutsy 4th-down call, Dwyer's 189 yards lead Tech in first OT game since 2003
Nov. 14	at Duke Blue Devils	Durham, N.C. Wallace Wade Stadium	ESPN2	12:00	W, 49-10	Tech spots Duke 10-0 lead, then reels off 49 unanswered; clinches Coastal title
Nov. 28	GEORGIA Bulldogs	Atlanta, Ga. Bobby Dodd Stadium	ABC/ESPN2	8:00	UGA 59-39-5	Jackets broke seven-year losing skid with 45-42 win in Athens last season

A SEASON OF FIRSTS

Date	Opponent	Site	Result	Streak
Oct. 10	Florida State	A	W, 49-44	First win ever in Tallahassee, ending 0-6 streak
Oct. 17	Virginia Tech	H	W, 28-23	First win at home vs. top-5 ranked team since 1962
Oct. 24	Virginia	A	W, 34-9	First win in Charlottesville since 1990, ending 0-8 streak
Nov. 7	Wake Forest	H	W, 30-27 (ot)	Win gave Tech highest ranking (7th) since 1999
Nov. 14	Duke	A	W, 49-10	Clinched first ACC divisional title since 2006

2009 ACC STANDINGS/SCHEDULE

COASTAL	ACC	Overall
^ Georgia Tech	.7-1	.10-1
Virginia Tech	.5-2	.8-3
Miami	.5-3	.8-3
North Carolina	.4-3	.8-3
Duke	.3-4	.5-6
Virginia	.2-5	.3-8

ATLANTIC	ACC	Overall
^ Clemson	.6-2	.8-3
Boston College	.4-3	.7-4
Florida State	.4-4	.6-5
Wake Forest	.2-5	.4-7
NC State	.1-6	.4-7
Maryland	.1-6	.2-9

^ Clinched division crown

Saturday, November 28

Wake Forest at Duke, Raycom, 12:00
 Clemson at South Carolina, ESPN, 12:00
 North Carolina at NC State, ESPN2, 12:00
 Miami at South Florida, ABC, 3:30
 Virginia Tech at Virginia, ESPN, 3:30
 Boston College at Maryland, ESPNU, 3:30
 Florida State at Florida, CBS, 3:30
 Georgia at **Georgia Tech**, ABC/ESPN2, 8:00

Saturday, December 5

Georgia Tech vs. Clemson
 Dr. Pepper ACC Championship Game
 Tampa, Fla., 8:00, ESPN

Jackets, Bulldogs Set For 104th Meeting Saturday At Bobby Dodd

Georgia Tech, which has not played since clinching the ACC's Coastal Division title Nov. 14 at Duke, takes on in-state rival Georgia for the 104th time Saturday night at Bobby Dodd Stadium (8:00 p.m./ABC).

The Yellow Jackets, ranked seventh by the Associated Press, USA Today and in the BCS standings, are coming off a much-needed open date after playing 11 consecutive weeks.

Tech, 10-1 overall and 7-1 in the ACC, clinched its first Coastal Division championship since 2006 by scoring 49 unanswered points at Duke. Junior Jonathan Dwyer ran for 110 yards and two touchdowns, and junior quarterback Josh Nesbitt threw for two touchdowns and ran for another in the victory.

The Yellow Jackets will play Clemson, the Atlantic Division champion, Dec. 5 in Tampa, Fla. in the Dr. Pepper ACC Championship Game.

Georgia, 6-5 overall and 4-4 in the SEC, saw its two-game winning streak end last Saturday with a 34-27 home loss to Kentucky. The Bulldogs had more rushing, passing and total yards than the Wildcats, but committed four costly turnovers.

Georgia leads the all-time series, 59-39-5. Georgia Tech snapped a seven-year losing skid to the Bulldogs with a 45-42 win last season in Athens. The series history can be found on page four.

Key Statistical Match-Ups

- Georgia Tech ranks second nationally in rushing offense (314.1 ypg). Georgia ranks third in the SEC in rushing defense (120.5 ypg).
- The Bulldogs rank first nationally in net punting (42.8 ypa), while the Jackets rank 11th nationally in punt returns (14.32 ypa).
- Georgia ranks second in the SEC in red-zone offense. Tech ranks fourth in the ACC in red-zone defense.

2009 Has Been A Season Of "Firsts" For The Yellow Jackets

- Georgia Tech's 49-10 win at Duke (Nov. 14) gave the Yellow Jackets their first ACC Coastal Division crown since 2006.
- Tech's 34-9 win at Virginia (Oct. 24) was its first in Charlottesville since 1990, breaking a streak of eight consecutive losses at UVA's Scott Stadium.
- The Yellow Jackets' 28-23 win over Virginia Tech (Oct. 17) was its first win at home against a team ranked in the top five since 1962.
- Tech's 49-44 win at Florida State (Oct. 10)

marked its first win ever in Tallahassee, breaking an 0-6 streak.

- Georgia Tech has won 10 games overall and seven conference games for the first time since 1998.
- The Jackets won five road games in a season for the first time since 1998.
- Tech's eight-game winning streak is its longest since 1990 and ties for the seventh-longest current streak nationally.

Tech's Numbers Over Last Seven Games: Eye-Popping

Over the last seven games, Georgia Tech has averaged 41.1 points, 343.9 yards rushing and 485.3 yards of total offense.

Tech's average time of possession over the last seven games has been 35:36.

Junior running back Jonathan Dwyer has averaged 125.3 yards rushing, and junior quarterback Josh Nesbitt has rushed for 13 touchdowns during that stretch.

Quick Notes On The Jackets

- Georgia Tech has punted in the second half of a game just once since October 3rd, vs. Mississippi State.
- Tech went through an extremely difficult October – five games, including four road games - without a blemish.
- Tech ranks second nationally in rushing offense (314.1 ypg) behind Nevada. The Jackets have rushed for more than 300 yards in a game nine times this season. No other ACC team averages 200 yards rushing.
- Tech has produced more than 300 yards of total offense in 15 of the last 16 games.
- Georgia Tech has rushed for 400 yards in a game seven times over the last 20 seasons. Six have come under Paul Johnson, including a 412-yard effort vs. Wake Forest on Nov. 7.
- Tech might not pass that often – 128 attempts in 11 games – but it averages a remarkable 24.4 yards per completion and has completed nine passes of 50 yards or longer.

ACC Title Game Opponent: Clemson

One week after Georgia Tech clinched the ACC's Coastal Division title, Clemson grabbed the Atlantic Division crown this past Saturday.

The two teams will meet in the Dec. 5 Dr. Pepper ACC Championship Game in Tampa, Fla.

Tech, making its first appearance in the title game since 2006, beat Clemson earlier this season, 30-27, in a wild game at Bobby Dodd Stadium. Tech has won the last three and five of the last six meetings with the Tigers.

Yellow Jackets Remain At No. 7 In BCS, Major Polls

Georgia Tech remained seventh in the Associated Press poll, the USA Today poll and in the BCS standings for the third straight week.

Tech's No. 7 national ranking is its highest national ranking since Nov. 1, 1999. The Yellow Jackets were ranked seventh for three weeks in the 1999 AP poll.

Tech Stats	Home	Away	Last 8 Games
Scoring Offense	29.8	41.2	39.0
Rushing Offense	334.8	296.8	340.5
Passing Offense	94.0	170.2	134.9
Total Offense	428.8	467.0	475.4
Scoring Defense	20.2	26.3	22.8
Rushing Defense	88.6	141.0	110.2
Passing Defense	202.6	251.7	224.9
Total Defense	291.2	392.7	335.1

YELLOW JACKET STREAKS

- 156** Consecutive games without being shut out (last: 10/18/97 vs. Florida State)
- 142** Consecutive games without returning a kickoff for a touchdown
- 30** Consecutive starts by senior guard Cord Howard
- 27** Consecutive games with at least one pass reception by Demaryius Thomas
- 15** Consecutive seasons Georgia Tech has finished .500 or better in ACC play
- 13** Consecutive seasons Georgia Tech has won at least seven games
- 9** Consecutive weeks Georgia Tech has been ranked in the Associated Press poll
- 8** Consecutive Tech victories in games decided by five points or less
- 8** Consecutive victories – the longest Tech win streak since 1990
- 6** Consecutive games the Yellow Jackets have rushed for more than 300 yards
- 4** Consecutive games Georgia Tech has produced 400 yards of total offense
- 4** Consecutive games Jonathan Dwyer has rushed for 100 yards

INJURY UPDATE

Out
 Austin Barrick, r-Jr., OT (heel)
 Kevin Cone, r-Jr., WR (ankle)
 Malcolm Munroe, r-Fr., LB (knee)

Probable
 Sean Bedford, r-Jr., C (ankle)
 Omoregie Uzzi, r-Fr., OL (back)
 Anthony Barnes, r-Jr., LB

Out For Season
 Robert Hall, r-Jr., DE (knee)
 Kyle Jackson, r-So., LB (foot)
 Cooper Taylor, So., S (undisclosed)

MEDIA AVAILABILITY

Monday	Tuesday	Wednesday	Thursday	Friday	Saturday	Sunday
24	25	26	27	28	29	30
Players and coaches available after practice Game notes available on ramblin-wreck.com	11:40 – Paul Johnson press conference Players and coaches available after practice	11:10 – Paul Johnson available on ACC Teleconference 7-8 pm – Paul Johnson Radio Show Players and coaches available after practice	No availability	No availability	8:00 – Georgia Tech vs. Georgia (ABC/ESPN2) Players and coaches available after game	4:00 – ACC Championship Game head coaches teleconference

Nesbitt: The Gritty Engineer Of Tech's High-Powered Offense

Junior **Josh Nesbitt** is enjoying one of the finest seasons by a quarterback in Georgia Tech history.

- Nesbitt's 847 yards rushing are the most ever by a Yellow Jacket quarterback and rank as the third-most ever by an ACC QB.

- His 1,879 career yards rushing make him the most prolific rushing quarterback in Tech history and ranks him fourth in ACC history.

- Among quarterbacks, he ranks fifth nationally in rushing (77.0 ypg).

- In Georgia Tech's current eight-game win streak, Nesbitt has rushed for 634 yards and 15 touchdowns.

- Over the last five games, Nesbitt has rushed for 484 yards and 13 touchdowns.

- Among all positions, Nesbitt ranks fifth in the ACC (59th nationally) in rushing, first in the ACC in scoring (8.7 ppg), and seventh in total offense (205.9).

- He has rushed for 90 yards or more five times this season.

- Nesbitt is the first quarterback in Georgia Tech history to rush for 100 yards in consecutive games (FSU and Virginia Tech).

- He has rushed for at least two touchdowns in a game six times this season.

- Nesbitt has been responsible for 33 plays of at least 20 yards, including 26 passes and seven rushing attempts.

- He passed for two touchdowns and ran for another at Duke (Nov. 14).

- Facing 4th-and-1 and trailing 27-24 in overtime, Nesbitt rushed for a first down, then ran three yards for the game-winning touchdown against Wake Forest (Nov. 7).

- At Florida State (Oct. 10), Nesbitt rushed for 140 yards and three touchdowns. He also passed for 131 yards and a touchdown – the second time in his career he has passed and rushed for 100 yards in the same game.

- Nesbitt's three rushing touchdowns were the most allowed by Florida State since 1997.

- At Mississippi State (Oct. 3), Nesbitt completed 11-of-14 passes for a career-high 266 yards and a touchdown. He averaged 19.0 yards per attempt – easily Tech's highest average per attempt in at least 20 years. Nesbitt's 319 yards of total offense at Mississippi State were the most by a Yellow Jacket since 2005.

- Against North Carolina (Sept. 26), Nesbitt rushed a career-high 32 times – the most by a Jacket since 2007 – for 97 yards and two TDs.

- Sept. 10 against Clemson, Nesbitt threw a 39-yard strike to Demaryius Thomas, setting up a game-winning field goal.

Josh Nesbitt	Games 1-3	Games 4-11
Pass Completions-Atts-Int	15-40-2	43-85-2
Completion Percentage	37.5	50.6
Passing Yards Per Game	119.0	132.6
Rushing Yards Per Game	71.0	79.2
Rushing Touchdowns	1	15
Total Offense Per Game	190.0	211.8

Dwyer: Showing Form That Made Him '08 ACC Player Of The Year

Junior **Jonathan Dwyer**, for the second straight season, is proving to be one of college football's best ball-carriers:

- Dwyer was recently named as a Doak Walker Award semifinalist.

- Over the last three games, Dwyer has rushed for 485 yards and five touchdowns in wins over Vanderbilt, Wake Forest and Duke.

- Over the last eight games, Dwyer has rushed for 1,035 yards (129.4 ypg) and nine touchdowns.

- He has rushed for 100 yards in a game six times this season, including in each of the last four games.

- Dwyer is the third player in Jacket history, joining Tashard Choice and Robert Lavette, to rush for 1,000 yards in a season two times.

- He ranks third in the ACC and 21st nationally in rushing yards per game (109.4).

- Dwyer ranks fifth in the ACC in touchdowns scored (11).

- He ranks sixth in the ACC in all-purpose yards (110.4 ypg).

- The first time he touched the football this season, he ran 74 yards for a touchdown.

- He has 11 carries of 30 yards or more this season.

- Has rushed for 1,000 yards in each of the last two seasons.

- Dwyer's 1,203 rushing yards this season are the eighth-most in Tech history.

- His 3,034 career rushing yards rank sixth in Tech history.

- Dwyer's name is etched throughout Tech's career record book: 2nd in rushing touchdowns (32), 3rd in overall TDs (33), 3rd in 100-yard rushing games (16), 6th in rushing yards (3,034), 7th in scoring (200), 7th in all-purpose yards (3,748), 10th in rushing attempts (465) and 16th in total offense (3,034).

Jonathan Dwyer	Games 1-3	Games 4-11
Rushing Attempts Per Game	10.0	19.1
Rushing Yards Per Game	56.0	129.4
Average Per Carry	5.6	6.8
Rushing Touchdowns	2	9

Dwyer In The ACC Statistics	Rank	Pct./Total
Rushing	2nd	109.4
Touchdowns Scored	5th	11
All-Purpose yards	6th	110.4

2009 ACC Player of the Year Candidates

MEDIA INFORMATION

ACC Weekly Teleconference

The 12 ACC football coaches will be featured on a weekly teleconference each Wednesday (with the exception of Thanksgiving week) from 10:30 a.m., to 12:30 p.m., through Tuesday, November 24. Each coach will have 10 minutes to make an opening statement and answer questions. There will be an instant replay of each teleconference on the Conference's internet site TheACC.com each Wednesday afternoon. To obtain the call-in number, media should contact the ACC office (336.851.6062).

Coach, School	Time
Frank Spaziani, Boston College	10:30 am
Dabo Swinney, Clemson	10:40 am
David Cutcliffe, Duke	10:50 am
Bobby Bowden, Florida State	11:00 am
Paul Johnson, Georgia Tech	11:10 am
Ralph Friedgen, Maryland	11:20 am
Randy Shannon, Miami	11:30 am
Butch Davis, North Carolina	11:40 am
Tom O'Brien, NC State	11:50 am
Al Groh, Virginia	12:00 pm
Frank Beamer, Virginia Tech	12:10 pm
Jim Grobe, Wake Forest	12:20 pm

ACC Weekly Satellite Feed

Wednesdays, 2:30 p.m. - 4 p.m. ET (Sept. 2-Nov. 25)
Galaxy 17, Transponder 24 Slot E (KU Digital); 91 degrees West
Downlink Freq: 12178.5 Vertical; Symbol Rate: 6.1113; Data Rate: 8.448; FEC: 3/4

To contact ACC Video Services during these feeds please call 336/369-1205. Microspace can refeed (at your expense) contact them at 919/850-4565.

CollegePressBox.com

CollegePressBox.com has contact information, weekly team and opponent notes, stats, depth charts and complete final game books. That's in addition to each school's section-by-section and complete media guide, spring guide and a complete list of conference beat writers and radio broadcasters and much more. Media wishing to obtain username and password should send an e-mail to: password@collegepressbox.com

MODEL OF CONSISTENCY

Longest Current Bowl Game Streak

No.	School	Years
27	Florida State	1982-present
18	Florida	1991-present
16	Virginia Tech	1993-present
12	Georgia Tech	1997-present
12	Georgia	1997-present

Consecutive Seasons Finishing .500 Or Better In Conference Play

No.	Team	Conference	Since
23*	Florida	SEC	1987
15*	Georgia Tech	ACC	1995
14*	a-Southern Miss	C-USA	1996
13*	Fresno State	WAC	1997
13*	Georgia	SEC	1997
12*	Texas	Big 12	1998
11*	Boise State	WAC/Big West	1999
11*	Clemson	ACC	1999
11*	Oklahoma	Big 12	1999
10*	Ohio State	Big 10	2000
9*	USC	Pac-10	2001
9*	Texas Tech	Big 12	2001

*Includes 2009 season
a - was an independent prior to 1996

THE LAST MEETING

#18/23 Georgia Tech 45
#13/13 Georgia 42
Nov. 29, 2008 ■ Athens, Ga. ■ 92,746

Roddy Jones rushed for a career-best 214 yards and a couple of touchdowns. Jonathan Dwyer ran for 144 yards and two scores of his own and No. 18 Georgia Tech overcame a 16-point halftime deficit to stun 13th-ranked Georgia, 45-42, its first win in the series since 2000.

Georgia Tech trailed 28-12 at halftime. The Yellow Jacket offense piled up 409 yards on the ground.

Score by Quarters	1	2	3	4	Score
Georgia Tech	6	6	26	7	45
Georgia	7	21	0	14	42

Team	Qtr	Time	Scoring play	GT-GA
GA	1	11:40	Chandler 1 pass from Stafford (Walsh kick)	0-7
GT	1	2:57	Burnett: 35 INT return (team rush fumbled)	6-7
GA	2	13:36	Massaquoi 10 pass from Stafford (Walsh kick)	6-14
GT	2	9:22	Cox 2 run (pass failed)	12-14
GA	2	7:00	Massaquoi 49 pass from Stafford (Walsh kick)	12-21
GA	2	0:37	Massaquoi 3 pass from Stafford (Walsh kick)	12-28
GT	3	14:48	Dwyer 60 run (Dwyer rush)	20-28
GT	3	8:11	Jones 8 run (Nesbitt rush)	28-28
GT	3	7:55	Dwyer 23 run (Blair kick)	35-28
GT	3	1:14	Blair 28 field goal	38-28
GA	4	10:23	Moreno 32 run (Walsh kick)	38-35
GT	4	7:13	Jones 54 run (Blair kick)	45-35
GA	4	4:04	Green 12 pass from Stafford (Walsh kick)	45-42

Team Statistics	GT	UGA
FIRST DOWNS	15	22
Rushing	13	3
Passing	1	19
Penalty	1	0
NET YARDS RUSHING	409	81
Rushing Attempts	56	22
Average Per Rush	7.3	3.7
Rushing Touchdowns	5	1
NET YARDS PASSING	19	407
Completions-Attempts-Int	1-6-1	24-40-1
Average Per Attempt	3.2	10.2
Average Per Completion	19.0	17.0
Passing Touchdowns	0	5
TOTAL OFFENSE YARDS	428	488
Total offense plays	62	62
Average Gain Per Play	6.9	7.9
Fumbles: Number-Lost	0-0	1-1
Penalties: Number-Yards	5-35	7-64
PUNTS-YARDS	4-123	4-193
Average Yards Per Punt	30.8	48.2
Net Yards Per Punt	26.5	40.2
KICKOFFS-YARDS	8-506	7-398
Average Yards Per Kickoff	63.2	56.9
Net Yards Per Kickoff	45.8	41.1
Touchbacks	1	0
Punt returns: Number-Yards-TD	2-12-0	1-17-0
Average Per Return	6.0	17.0
Kickoff returns: Number-Yds-TD	5-110-0	7-120-0
Average Per Return	22.0	17.1
Interceptions: Number-Yds-TD	1-35-1	1-3-0
Fumble Returns: Number-Yds-TD	0-0-0	0-0-0
Miscellaneous Yards	0	0
Possession Time	33:24	26:36
Third-Down Conversions	4 of 13	6 of 13
Fourth-Down Conversions	1 of 4	1 of 2
Red-Zone Scores-Chances	3-3	4-4
Sacks By: Number-Yards	2-14	0-0
PAT Kicks	2-2	6-6
Field Goals	1-1	0-0

Rushing
 GT: Jones 13-214, 2 TD; Dwyer 20-144, 2 TD; Nesbitt 18-40; Barrick 1-11
 GA: Moreno 17-94, 1 TD

Passing
 GT: Nesbitt 1-6-1, 19 yds
 GA: Stafford 24-39-1, 407 yds, 5 TD

Receiving
 GT: Thomas 1-19
 GA: Massaquoi 11-180, 3 TD; Moreno 4-74; Green 4-64, 1 TD; Moore 2-31

Georgia (6-5, 4-4 SEC)

Date	Opponent	Time/Result
Sept. 5	at Oklahoma State	L, 10-24
Sept. 12	South Carolina*	W, 41-37
Sept. 19	at Arkansas*	W, 52-41
Sept. 26	Arizona State	W, 20-17
Oct. 3	LSU*	L, 13-20
Oct. 10	at Tennessee*	L, 19-45
Oct. 17	at Vanderbilt*	W, 34-10
Oct. 31	vs. No. 1 Florida*^	L, 17-41
Nov. 7	Tennessee Tech	W, 38-0
Nov. 14	Auburn*	W, 31-24
Nov. 21	Kentucky*	L, 27-34
Nov. 28	at Georgia Tech	8:00 (ABC)

*SEC Game
 ^ Played in Jacksonville, Fla.

Statistical Comparison

GT	Category	UGA
314.09 (2nd)	Rushing Offense	140.55 (68th)
135.55 (116th)	Pass Offense	216.45 (61st)
449.64 (12th)	Total Offense	357.00 (73rd)
36.0 (11th)	Scoring Offense	27.45 (T-60th)
117.18 (32nd)	Rushing Defense	120.55 (34th)
229.36 (78th)	Pass Defense	206.82 (44th)
346.55 (46th)	Total Defense	327.36 (32nd)
23.55 (53rd)	Scoring Defense	26.64 (75th)
36.63 (44th)	Net Punting	42.84 (1st)
14.32 (11th)	Punt Returns	10.64 (T-43rd)
22.43 (45th)	Kickoff Returns	21.31 (67th)
.55 (28th)	Turnover Margin	-1.64 (119th)
162.50 (4th)	Pass Efficiency	132.96 (48th)
139.00 (94th)	Pass Eff. Defense	136.92 (90th)
2.00 (55th)	Sacks	2.45 (33rd)
5.18 (T-85th)	Tackles for Loss	7.27 (18th)
.73 (4th)	Sacks Allowed	1.00 (T-11th)

(NCAA FBS ranking)

GEORGIA TECH VS. GEORGIA

By Coach	Year Range	Record
No Coach	1892-1903	1-5-1
John Heisman	1904-1919	7-4-1
William Alexander	1920-1944	7-10-3
Bobby Dodd	1945-1966	12-10-0
Bub Carson	1967-1971	2-3
Bill Fulcher	1972-1973	0-2
Pepper Rodgers	1974-1979	2-4
Bill Curry	1980-1986	2-5
Bobby Ross	1987-1991	2-3
Bill Lewis	1992-1994	0-3
George O'Leary	1995-2001	3-4
Chan Gailey	2002-2007	0-6
Paul Johnson	2008-present	1-0

By Decade	Record
1890-1899	1-3
1900-1909	5-2-1
1910-1919	2-4-1
1920-1929	3-2
1930-1939	2-5-3
1940-1949	4-6
1950-1959	7-3
1960-1969	4-6
1970-1979	3-7
1980-1989	3-7
1990-1999	3-7
2000-present	2-7

By Facility
 At Bobby Dodd Stadium 21-26-3
 At Sanford Stadium 12-25-1

National Rankings
 When UGA is ranked and GT is not 2-22
 When GT is ranked and UGA is not: 9-1
 When both teams are ranked: 4-5

In Games Decided By	Count
1 point	1-5
2 points	1-1
3 points	3-5
4 points	3-1
5 points	0-2
6 points	2-2
7 points	3-8
8-10 points	3-5
11-14 points	7-9
15-20 points	8-8
21+ points	8-13

When Tech Scores	Count
0-5 points	1-19-4
6-10 points	9-16-1
11-20 points	10-17
21-30 points	9-5
31-40 points	6-0
41-50 points	5-0
50+ points	1-0
In overtime	1-0

GEORGIA TECH-UGA SERIES HISTORY

Series History			
UGA leads 59-39-5 (H: 26-31-4, A: 13-28-1)			
Date	GT	Opp	Result
11-4-1893	-	-	aW 28-6
10-23-1897	-	-	aL 0-28
10-22-1898	-	-	aL 0-15
10-28-1899	-	-	aL 0-20
10-13-1900	-	-	hL 0-12
10-25-1902	-	-	hT 0-0
10-24-1903	-	-	hL 0-38
11-12-1904	-	-	hW 23-6
11-18-1905	-	-	hW 46-0
11-10-1906 ^a	-	-	hW 17-0
11-2-1907	-	-	hW 10-6
11-20-1909	-	-	hW 12-6
11-19-1910	-	-	hL 6-11
11-18-1911	-	-	hL 0-5
11-16-1912	-	-	hL 0-20
11-15-1913	-	-	hL 0-14
11-14-1914	-	-	hW 7-0
11-13-1915	-	-	hT 0-0
11-18-1916	-	-	hW 21-0
11-14-1925	-	-	hW 3-0
11-13-1926	-	-	hL 13-14
12-3-1927	-	-	hW 12-0
12-8-1928	-	-	hW 20-6
12-7-1929	-	-	aL 6-12
12-6-1930	-	-	hL 0-13
11-28-1931	-	-	hL 6-35
11-26-1932	-	-	hT 0-0
11-25-1933	-	-	hL 6-7
12-1-1934	-	-	aL 0-7
11-30-1935	-	-	hW 19-7
11-28-1936	-	-	aL 6-16
11-27-1937	-	-	hT 6-6
11-26-1938	-	-	aT 0-0
12-2-1939	-	-	hW 13-0
11-30-1940	-	-	aL 19-21
11-29-1941	2	20	hL 0-21
11-28-1942	5	5	aL 0-34
11-27-1943	14	-	hW 48-0
12-2-1944	-	-	hW 44-0
12-1-1945	-	-	hL 0-33
11-30-1946	7	3	aL 7-35
11-29-1947	9	-	hW 7-0
11-27-1948	-	12	aL 13-21
11-26-1949	-	-	hW 7-6
12-2-1950	-	-	aW 7-0
12-1-1951	6	-	hW 48-6
11-29-1952	3	-	aW 23-9
11-28-1953	10	-	hW 28-12
11-27-1954	-	-	aW 7-3
11-26-1955	9	-	hW 21-3
12-1-1956	4	-	aW 35-0
11-30-1957	-	-	hL 0-7
11-29-1958	-	-	aL 3-16
11-28-1959	-	6	hL 14-21
11-26-1960	-	-	aL 6-7
12-2-1961	-	-	hW 22-7
12-1-1962	-	-	aW 37-6
11-30-1963	-	-	hW 14-3
11-28-1964	-	-	aL 0-7
11-27-1965	-	-	hL 7-17
11-26-1966	5	7	aL 14-23
11-25-1967	-	-	hL 14-21
11-30-1968	-	4	aL 8-47
11-29-1969	-	-	hW 6-0
11-28-1970	16	-	aW 17-7
11-25-1971 (TH)	-	7	hL 24-28
12-2-1972	-	-	aL 7-27
12-1-1973	-	-	hL 3-10
11-27-1974	-	-	aW 34-14
11-27-1975 (TH)	-	15	hL 26-42
11-27-1976	-	4	aL 10-13
11-26-1977	-	-	hW 16-7
12-2-1978	-	11	aL 28-29
11-24-1979	-	-	hL 3-16
11-29-1980	-	1	aL 20-38
11-28-1981	-	3	hL 7-44
11-27-1982	-	1	aL 18-38
11-26-1983	-	7	hL 24-27
12-1-1984	-	18	aW 35-18
11-30-1985	-	20	hW 20-16
11-29-1986	-	18	aL 24-31
11-28-1987	-	14	hL 16-30
11-26-1988	-	20	aL 3-24
12-2-1989	-	-	hW 33-22
12-1-1990	2/3	-	aW 40-23
11-30-1991	-	25/nr	hL 15-18
11-28-1992	-	9/10	aL 17-31
11-25-1993 (TH)	-	-	hL 10-43
11-25-1994 (fr)	-	-	aL 10-48
11-23-1995 (TH)	-	-	hL 17-18
11-30-1996	-	-	aL 10-19
11-29-1997	-	14/14	hL 24-27
11-28-1998	17/18	12/12	aW 21-19
11-27-1999	20/16	16/21	(ot) hW 51-48
11-25-2000	18/19	19/18	aW 27-15
11-24-2001	21/19	19/23	hL 17-31
11-30-2002	-	5/5	aL 7-51
11-29-2003	-	5/5	hL 17-34
11-27-2004	-	8/7	aL 13-19
11-26-2005	20/24	13/13	hL 7-14
11-25-2006	16/15	-	aL 12-15
11-24-2007	-	6/7	hL 17-31
11-29-2008	23/18	13/13	aW 45-42

^aSite of 1906 game recently changed from Athens to Atlanta based on research

Tech-Georgia Series History

- Georgia leads the all-time series, 59-39-5.
- The Yellow Jackets' 45-42 win in Athens last season snapped a seven-year losing skid to the Bulldogs.
- Tech is 26-31-4 against Georgia in Atlanta. The Yellow Jackets have lost four straight in Bobby Dodd Stadium to the Bulldogs. Tech's last home win in the series was a 51-48 overtime win in 1999.
- The last meeting in Bobby Dodd Stadium (Nov. 24, 2007) resulted in a 31-17 Georgia victory. That was Chan Gailey's final game as Tech's head coach.
- Four of the last five meetings have been decided by seven points or less.
- Tech has played Georgia more often (103 meetings) than any other opponent. The two teams first met on the gridiron in 1893.
- The Tech-Georgia series is the 20th-most frequently-played rivalry in the FBS and the 12th-most played among in-state rivals. The series has been played uninterrupted since 1925.
- Georgia Tech was a member of the SEC, along with Georgia, from 1933 to 1963.
- The Yellow Jackets are 21-5 against Georgia when scoring at least 21 points.
- Georgia Tech is 2-0 against SEC teams this season (wins at Mississippi State and Vanderbilt), 4-1 over the last two seasons and 203-207-24 all-time.
- Georgia Tech head coach Paul Johnson is 1-1 all-time against Georgia, including a 1-0 mark at Tech. His 2000 Georgia Southern team lost to the Bulldogs, 27-9 in Athens.

A Pair Of Eights

The Georgia Tech-Georgia game will feature the leading receivers from the ACC and SEC. Georgia Tech's **Demaryius Thomas** (86.4 ypg) leads the ACC in receiving yards per game. Georgia's A.J. Green (83.4 ypg) leads the SEC. Both players wear jersey #8.

Tech-UGA Connections

- Junior safety **Morgan Burnett's** brother, Cap, played football at Georgia from 1998-02.
- Junior wide receiver **Kevin Cone's** brother, Zach, is a sophomore on the Bulldog baseball team.
- Junior kicker **Scott Blair's** sister, Michelle, was on the UGA equestrian team from 2007-08.

Tech-Bulldog Coaching Connections

- Georgia Tech assistant coach **Brian Bohannon** played at Georgia and graduated from there in 1993.
- Tech assistant coach **Giff Smith** was a UGA graduate assistant coach in 1994-95.
- Bulldog assistant coach Jon Fabris began his coaching career as an assistant coach for the Georgia Tech junior varsity team in 1980.
- Yellow Jacket assistant coach **Charles Kelly** and Bulldog assistants Rodney Garner and Stacy Searels all graduated from Auburn in 1990. All were also on the Auburn coaching staff in 1993.
- Searels was an assistant at Appalachian State from 1994-2000. Tech assistant Brian Jean-Mary played at ASU from 1995-98.

Tech vs. the Southeastern Conference

Opponent	W-L
Alabama	.21-28-3
Arkansas	.1-1
Auburn	.41-47-4
Florida	.24-9-6
Georgia	.39-59-5
Kentucky	.11-7-1
LSU	.12-7
Mississippi	.2-1
Mississippi State	.4-0
South Carolina	.12-9
Tennessee	.17-24-2
Vanderbilt	.19-15-3
TOTAL	.203-207-24

GEORGIA TECH-GEORGIA FORMER HIGH SCHOOL TEAMMATES

High School	Georgia Tech	Georgia
Buford (Ga.)	Chase Hudson	Twoey Hosch, Billy Johnson, Dallas Lee
Calhoun (Ga.)	Scott Blair, Andy Elakman	Kris Durham, Ty Frix
Cartersville (Ga.)	Anthony Barnes, Joseph Gilbert	Trent Dittmer
Douglass (Ga.)	Jason Hill	Roderick Battle, Akeem Dent
Duluth (Ga.)	Jason Davis	Richard Lowe
Jefferson County (Ga.)	Christopher Crenshaw, Brad Jeffers	A.J. Harmon
Kennesaw Mountain (Ga.)	Jay Finch	Eric Elliot, Bryce Ros
Maris School (Ga.)	Preston Lyons, Cooper Taylor	Kevin Lanier
Norcross (Ga.)	Chris Tanner	Fred Munzenmaier
Parkview (Ga.)	Jared Polak	Jordan Stowe, Jason Veal
Shaw (Ga.)	Chandler Anderson	Bruce Figgins
Shorter College (Ga.)	Kevin Cone	Devin Hollander
Westlake (Ga.)	Mario Edwards	Kiante Tripp
Westside (Ga.)	Julian Burnett	Sanders Cummings
Woodward Academy (Ga.)	Jamal Paige	Trenton Turner
University of Connecticut	Lucas Cox	Derek Rich

GEORGIA TECH-GEORGIA NFL TEAMMATES

Team	Georgia Tech	Georgia
Atlanta Falcons	Vance Walker	Tony Gilbert, Verron Hayes
Baltimore Ravens	Dawan Landry	Dannell Ellerbe
Cincinnati Bengals	John Paul Foschi, Michael Johnson	Robert Geathers, Dennis Roland
Detroit Lions	Will Heller, Calvin Johnson	Matthew Stafford
Indianapolis Colts	Philip Wheeler	Tim Jennings
Kansas City Chiefs	Mike Cox	Leonard Pope
Miami Dolphins	Andrew Gardner	Jason Ferguson, Quentin Moses
New England Patriots	Gary Guyton, Michael Matthews	Benjamin Watson
New Orleans Saints	Anthony Hargrove, Chris Reis	Charles Grant, Jonathan Stinchcomb
New York Giants	Gerris Wilkinson	Danny Ware
Pittsburgh Steelers	Keyaron Fox	Arnold Harrison, Hines Ward
St. Louis Rams	James Butler	Randy McMichael
Tampa Bay Bucs	Andrew Economos, Kelly Campbell	Jermaine Phillips

BY THE NUMBERS

- 0** points have been scored by seniors so far in the 2009 season. Tech has scored 396 points this season.
- 1** Tech's 49-44 win at Florida State (Oct. 10) was the Yellow Jackets' first-ever victory in Tallahassee.
- 2** Georgia Tech ranks second nationally in rushing offense (314.1 yards per game), trailing only Nevada.
- 2** 100-yard rushers against Florida State – the first time in history by a Seminole opponent – and also against Virginia.
- 2** punt returns for touchdowns by Jerrard Tarrant, tying for the most single-season punt return TDs in Tech history.
- 2** ESPN Thursday night games came on consecutive weeks – vs. Clemson (Sept. 10), at Miami (Sept. 17).
- 3** Southeastern Conference opponents (Mississippi State, Vanderbilt, Georgia) are on the Yellow Jacket schedule.
- 4** national championships in Georgia Tech football history – 1990, 1952, 1928 and 1917.
- 6** scholarship seniors are on the Tech roster, making the Yellow Jackets one of college football's youngest teams.
- 7** true freshmen have seen action in 2009 – two on offense, four on defense, one on special teams.
- 10** games over the last two seasons have been decided by five points or less and the Jackets are 9-1 in those games.
- 10** years ago, in 1999, Tech's Joe Hamilton finished second in the race for the Heisman Trophy.
- 11** consecutive weeks Georgia Tech played before its first and only open date on Nov. 21.
- 12** .5 sacks have been recorded by junior Derrick Morgan, which ranks first in the ACC and tied for fourth nationally.
- 13** consecutive years Georgia Tech will play in a bowl game – the fourth-longest current streak in football.
- 14** career interceptions by junior Morgan Burnett – the most by any active player in the ACC.
- 15** consecutive years, including 2009, Tech has finished .500 or better in Atlantic Coast Conference games.
- 15** Wes Durham is in his 15th season as the radio play-by-play voice for Georgia Tech football.
- 16** times junior Jonathan Dwyer has rushed for more than 100 yards in a game.
- 22** former Yellow Jacket players were listed on NFL rosters through September 15, 2009.
- 27** consecutive games junior Demaryius Thomas has made at least one reception, the 6th-longest streak in Tech history.
- 33** career touchdowns, including 32 rushing touchdowns, by junior Jonathan Dwyer.
- 42** minutes, 43 seconds was Georgia Tech's time of possession in the 34-9 win over Virginia on Oct. 24th.
- 96** years ago Grant Field was erected, and it remains the home for Georgia Tech football.

Georgia Tech Career Statistics vs. Georgia

BEN ANDERSON 2008 2007	P-A 0-0 0-0	TKL 0 0	TFL 0 0	SCK 0 0	FC 0 0	FR 0 0	INT 0 0	PB 0 0	EMBRY PEEPLES 2008	Rush 0	Yds 0	Avg 0.0	TD 0	LP 0	Rec 0	Yds 0	Avg 0.0	TD 0	LP 0		
CHANDLER ANDERSON 2008	Punts 0	Yds 0	Avg 0.0	Net 0.0	50+ 0	1-20 0	Ret 0	Long 0	JASON PETERS 2008	P-A DNP	TKL DNP	TFL DNP	SCK DNP	FC DNP	FR DNP	INT DNP	PB DNP				
ANTHONY BARNES 2008 2007	P-A 0-2 3-2	TKL 2 5	TFL 0 2.5-8	SCK 0 0	FC 0 0	FR 0 0	INT 0 0	PB 0 0	MICHAEL PETERSON 2008	P-A 0-2	TKL 2	TFL 0	SCK 0	FC 0	FR 0	INT 0	PB 0				
SCOTT BLAIR (Scoring) 2008 Punting 2008	XP-A 2-2	FG-A 1-1	1-19 0-0	20-29 1-1	30-39 0-0	40-49 0-0	50+ 0-0	Lg 28	Blk 0	DOMINIQUE REESE 2008 2007	P-A 1-0 0-0	TKL 1 0	TFL 0 0	SCK 0 0	FC 0 0	FR 0 0	INT 0 0	PB 0 0			
MORGAN BURNETT 2008 2007	P-A 5-1 4-2	TKL 6 6	TFL 0 0	SCK 0 0	FC 0 0	FR 0 1-26	INT 1-35 (td) 0	PB 0 3	RASHAAD REID 2008	P-A 4-1	TKL 5	TFL 0	SCK 0	FC 0	FR 0	INT 0	PB 0				
MARIO BUTLER 2008 2007	P-A 2-1 0-0	TKL 3 0	TFL 0 0	SCK 0 0	FC 0 0	FR 0 0	INT 0 0	PB 1 0	JAYBO SHAW 2008	C-A-I 0-0-0	Yds 0	Avg 0.0	TD 0	LP 0	Rush 2	Yds 2	Avg 1.0	TD 0	LP 1		
LUCAS COX 2008	Rush 1	Yds 2	Avg 2.0	TD 1	LP 2	Rec 0	Yds 0	Avg 0.0	TD 0	LP 0	STEVEN SYLVESTER 2008	P-A 1-0	TKL 1	TFL 0	SCK 0	FC 0	FR 0	INT 0	PB 0		
JONATHAN DWYER 2008 2007 Kick Returns 2008 2007	Rush 20 2	Yds 144 2	Avg 7.2 1.0	TD 2	LP 60	Rec 0	Yds 0	Avg 0.0	TD 0	LP 0	COOPER TAYLOR 2008	P-A 6-3	TKL 9	TFL 0	SCK 0	FC 0	FR 0	INT 0	PB 0		
CORREY EARLS 2008 2007	Rec 0 2	Yds 0 28	Avg 0.0 14.0	TD 0	LP 0	Rush 0	Yds 0	Avg 0.0	TD 0	LP 0	DEMARYIUS THOMAS 2008 2007	Rec 1 2	Yds 19 32	Avg 19.0 16.0	TD 0	LP 19	Rush 0	Yds 0	Avg 0.0	TD 0	LP 0
MARIO EDWARDS 2008	P-A 0-0	TKL 0	TFL 0	SCK 0	FC 0	FR 0	INT 0	PB 0	OSAHON TONGO 2008 2007	P-A DNP DNP	TKL DNP	TFL DNP	SCK DNP	FC DNP	FR DNP	INT DNP	PB DNP				
ANTHONY EGBUNIWE 2008	P-A 0-0	TKL 0	TFL 0	SCK 0	FC 0	FR 0	INT 0	PB 0	LOGAN WALLS 2008	P-A DNP	TKL DNP	TFL DNP	SCK DNP	FC DNP	FR DNP	INT DNP	PB DNP				
ZACH FISHER 2008	Rec 0	Yds 0	Avg 0.0	TD 0	LP 0	Rush 0	Yds 0	Avg 0.0	TD 0	LP 0	MARCUS WRIGHT 2008 Returns 2008	Rush 0 0	Yds 0 0	Avg 0.0 0.0	TD 0 0	LP 0 0	Rec 0 0	Yds 0 0	Avg 0.0 0.0	TD 0 0	LP 0 0
MARTIN FRIERSON 2008 2007 2006	P-A 0-1 0-0 DNP	TKL 1 0	TFL 0 0	SCK 0 0	FC 0 0	FR 0 0	INT 0 0	PB 0 0													
SEDRIC GRIFFIN 2008 2007 2006	P-A INJ 0-0 1-0	TKL 0 0	TFL 0 0	SCK 0 0	FC 0 0	FR 0 0	INT 0 0	PB 0 0													
ROBERT HALL 2008 2007 2006	P-A 0-0 0-0 0-0	TKL 0 0 0	TFL 0 0 0	SCK 0 0 0	FC 0 0 0	FR 0 0 0	INT 0 0 0	PB 0 0 0													
KYLE JACKSON 2008	P-A 2-1	TKL 3	TFL 0	SCK 0	FC 0	FR 0	INT 0	PB 0													
DeRON JASPER 2008 2007	P-A 0-0 0-0	TKL 0 0	TFL 0 0	SCK 0 0	FC 0 0	FR 0 0	INT 0 0	PB 0 0													
BRAD JEFFERSON 2008 2007	P-A 2-4 0-1	TKL 6 1	TFL 0 0	SCK 0 0	FC 0 0	FR 0 0	INT 0 0	PB 1 0													
RODDY JONES 2008 Kick Returns 2008	Rush 13	Yds 214	Avg 16.5	TD 2	LP 62	Rec 0	Yds 0	Avg 0.0	TD 0	LP 0	TYLER MELTON 2008 Returns 2008	Rec 0 0	Yds 0 0	Avg 0.0 0.0	TD 0 0	LP 0 0	Rush 0 0	Yds 0 0	Avg 0.0 0.0	TD 0 0	LP 0 0
DERRICK MORGAN 2008 2007	P-A 1-4 1-0	TKL 5 1	TFL 0.5-3 1.0-1	SCK 0.5-3 0	FC 0 0	FR 0 0	INT 0 0	PB 0 0													
JOSH NESBITT 2008 2007	C-A-I 1-6-1 0-1-1	Yds 19 0	Avg 19.0 0.0	TD 0 0	LP 19 0	Rush 18 6	Yds 40 29	Avg 2.2 4.8	TD 0 0	LP 9 12											

TECHSPERIENCE

Career Games Started

Player	'09	GS
Demaryius Thomas, Jr., WR	11	33
Cord Howard, Sr., OL	11	30
Morgan Burnett, Jr., S	11	25
Mario Butler, Jr., CB	11	24
Jonathan Dwyer, Jr., BB	11	24
Derrick Morgan, Jr., DE	11	24
Joseph Gilbert, So., OL	11	23
Roddy Jones, So., AB	10	23
Sedric Griffin, Sr., LB	11	22
Josh Nesbitt, Jr., QB	11	22
Dan Voss, Sr., OL	0	20
Dominique Reese, Jr., DB	6	18
Brad Jefferson, Jr., LB	11	14
Tyler Melton, So., WR	7	14
Austin Barrick, Jr., OT	9	13
Lucas Cox, Jr., RB	0	13
Rashaad Reid, So., DB	5	13
Anthony Allen, Jr., AB	11	11
Ben Anderson, Jr., DT	11	11
Sean Bedford, Jr., C	11	11
Brad Sellers, Sr., OT	11	11
Kyle Jackson, So., LB	0	10
Jerrard Tarrant, So., CB	9	9
Correy Earls, Jr., DB	0	8
Logan Walls, So., DT	8	8
Anthony Barnes, Jr., LB	0	7
Anthony Egbuniwe, Jr., DE	6	6
Steven Sylvester, So., LB	6	6
Cooper Taylor, So., S	3	6
Nick Claytor, So., OT	0	5
Kevin Cone, Jr., WR	3	3
Robert Hall, Jr., DE	3	3
Jason Peters, So. DT	3	3
Julian Burnett, Fr., LB	2	2
Izaan Cross, Fr., DE	2	2
Mario Edwards, Jr., S	2	2
Phil Smith, Fr., OT	2	2
Stephen Hill, Fr., WR	1	1
Deron Jasper, Jr., DB	0	1
Embyr Peoples, So. AB	1	1
Jaybo Shaw, So., QB	0	1

Current Consecutive Games Started

Player	GS
Cord Howard, Sr., OG	30
Morgan Burnett, Jr., S	24
Mario Butler, Jr., CB	24
Jonathan Dwyer, Jr., BB	24
Derrick Morgan, Jr., DE	24
Demaryius Thomas, Jr., WR	21
Josh Nesbitt, Jr., QB	18
Joseph Gilbert, So., OG	17
Sedric Griffin, Sr., LB	12
Brad Jefferson, Jr., LB	12
Anthony Allen, Jr., AB	11
Ben Anderson, Jr., DT	11
Sean Bedford, Jr., C	11
Brad Sellers, Sr., OT	11
Roddy Jones, So., AB	10
Logan Walls, So., DT	8
Tyler Melton, So., WR	7
Steven Sylvester, So., LB	6
Anthony Egbuniwe, Jr., DE	4
Mario Edwards, Jr., DB	2
Phil Smith, Fr., OT, Fr.	2

Career Games Played

Player	'09	GP
Sedric Griffin, Sr., LB	11	48
Scott Blair, Jr., K/P	11	37
Morgan Burnett, Jr., S	11	37
Jonathan Dwyer, Jr., BB	11	37
Martin Frierson, Sr., DB	11	37
Dan Voss, Sr., C	10	37
Mario Butler, Jr., CB	11	36
Derrick Morgan, Jr., DE	11	36
Demaryius Thomas, Jr., WR	11	36
Dominique Reese, Jr., DB	10	35
Cord Howard, Sr., OG	11	34
Anthony Barnes, Jr., LB	11	33
Robert Hall, Sr., DE	3	33
Josh Nesbitt, Jr., QB	11	33
Brad Jefferson, Jr., LB	11	32

Paul Johnson's Teams Are 9-1 In The Close Ones

• In his two seasons at Georgia Tech, **Paul Johnson** has compiled a remarkable record of 9-1 in games decided by five points or less, including a streak of eight wins in a row.

• This is no recent trend for Johnson. He has a winning record in games decided by five points or less in each of the last six seasons.

• Since 2004, Johnson's teams are 22-8 in games decided by five points or less.

Paul Johnson	2009	2008	Total
Games decided by 5 points	2-0	0-0	2-0
Games decided by 4 points	0-0	1-0	1-0
Games decided by 3 points	2-0	4-1	6-1
Games decided by 2 points	0-0	0-0	0-0
Games decided by 1 point	0-0	0-0	0-0
Total	4-0	5-1	9-1

Tech's Nail-Biters Under Paul Johnson

Nov. 7, 2009	vs. Wake Forest (OT)	W, 30-27
Oct. 17, 2009	vs. #4 Virginia Tech	W, 28-23
Oct. 10, 2009	at Florida State	W, 49-44

Sept. 10, 2009	vs. Clemson	W, 30-27
Nov. 29, 2008	at #13 Georgia	W, 45-42
Nov. 1, 2008	vs. #16 Florida State	W, 31-28
Oct. 18, 2008	at Clemson	W, 21-17
Oct. 11, 2008	vs. Gardner-Webb	W, 10-7
Sept. 13, 2008	at Virginia Tech	L, 17-20
Sept. 6, 2008	at Boston College	W, 19-16

Miscellaneous: Paul Johnson

• Head coach Paul Johnson is 5-2 vs. ranked teams in his two seasons at Georgia Tech.

• Tech has scored at least one rushing touchdown in 22 of 24 games under Paul Johnson.

• Tech is 14-1 under Johnson when taking a lead to the locker room at halftime.

• Tech is 17-0 under Johnson when it scores at least 20 points.

Rally Jackets

Georgia Tech has come from behind to win each of its last six games. The Yellow Jackets have overcome deficits to win seven times overall this season.

THE NATIONAL POLLS

BCS Standings

1. Florida
2. Alabama
3. Texas
4. TCU
5. Cincinnati
6. Boise State
7. **GEORGIA TECH**
8. Oregon
9. Pittsburgh
10. Ohio State
11. Iowa
12. Oklahoma State
13. Penn State
14. **Virginia Tech**
15. LSU
16. Oregon State
17. **Miami**
18. **Clemson**
19. BYU
20. USC
21. Utah
22. California
23. Houston
24. **North Carolina**
25. Mississippi

Associated Press

1. Florida
2. Alabama
3. Texas
4. TCU
5. Cincinnati
6. Boise State
7. **GEORGIA TECH**
8. Pittsburgh
9. Ohio State
10. Oregon
11. Oklahoma State
12. Penn State
13. Iowa
14. **Virginia Tech**
15. **Clemson**
16. Oregon State
17. LSU
18. BYU
19. **Miami**
20. Mississippi
21. California
22. Utah
23. **North Carolina**
24. USC
25. Houston

USA Today Coaches

1. Florida
2. Texas
3. Alabama
4. TCU
5. Cincinnati
6. Boise State
7. **GEORGIA TECH**
8. Ohio State
9. Pittsburgh
10. Oregon
11. Penn State
12. Oklahoma State
13. Iowa
14. **Virginia Tech**
15. **BYU**
16. **Clemson**
17. LSU
18. Oregon State
19. Utah
20. Houston
21. **Miami**
22. USC
23. Nebraska
24. **North Carolina**
25. Mississippi

Harris Poll

1. Florida
2. Texas
3. Alabama
4. TCU
5. Cincinnati
6. Boise State
7. **GEORGIA TECH**
8. Ohio State
9. Pittsburgh
10. Oregon
11. Penn State
12. Oklahoma State
13. Iowa
14. **Virginia Tech**
15. **BYU**
16. **LSU**
17. **Clemson**
18. Oregon State
19. Utah
20. Houston
21. **Miami**
22. USC
23. California
24. Nebraska
25. Mississippi

(Receiving Votes)
Stanford, Nebraska, Wisconsin, Temple, Navy, Texas Tech, West Virginia, Northwestern, Nevada, Auburn, Kentucky, Arizona, Central Michigan

(Receiving Votes)
California, Wisconsin, Stanford, Navy, West Virginia, Central Michigan, Arkansas, Temple, Arizona, Northwestern, Texas Tech, Nevada, Auburn, Troy, South Florida, Kentucky, Missouri

(Receiving Votes)
North Carolina; Wisconsin; Stanford; Navy; West Virginia; Temple; Central Michigan; Arizona; Northwestern; South Florida; Nevada; Texas Tech; Oklahoma; Tennessee

Bold = 2009 opponent

Week-By-Week In The Polls

	AP	USA	BCS
Preseason	15	15	
September 8	15	13	
September 13	14	13	
September 20	rv	rv	
September 27	25	rv	
October 4	22	23	
October 11	19	20	
October 18	11	13	12
October 25	11	11	11
November 1	10	11	10
November 8	7	7	7
November 15	7	7	7
November 22	7	7	7

Where Some AP Voters Put Georgia Tech

Jon Wilner, San Jose Mercury News	5th
Chris Fowler, ESPN	6th
Craig James, ESPN	6th

Tech In Associated Press Poll

Last time ranked in AP top 25	Current
Last time ranked in AP top 10	Current
All-time weeks ranked in AP poll	280
All-time weeks ranked in top 10	142
All-time weeks ranked in top 5	58
Highest AP ranking all-time	2nd (13 times)
vs. top 25 all-time	84-152-6
vs. ACC	23-36-0
at home	45-70-4
on road	24-73-2
neutral sites	15-9
under Paul Johnson	5-2

Tech In Other Polls

Sporting News	7th
CBS Sports	7th
Sagarin Ratings	7th

Tech's Rushing Attack

Dwyer, Nesbitt Moving Up Career Rushing Chart

Juniors **Jonathan Dwyer** and **Josh Nesbitt** give this Georgia Tech team two of the top 11 rushers in Yellow Jacket history.

Dwyer already ranks sixth on Tech's career rushing list and eclipsed 3,000 career yards at Duke on Nov. 14. Nesbitt is 121 yards shy of 2,000 career yards and he is Tech's all-time most prolific rushing quarterback.

GEORGIA TECH CAREER RUSHING LEADERS

Player	Years	TD	Yards
1. Robert Lavette	1981-84	45	4,066
2. Jerry Mays	1985-89	18	3,699
3. Eddie Lee Ivery	1975-78	22	3,517
4. Tashard Choice	2005-07	28	3,365
5. P.J. Daniels	2002-05	23	3,346
6. Jonathan Dwyer	2007-**	30	3,034
7. Joe Burns	1998-01	31	2,634
8. C.J. Williams	1994-96	20	2,365
9. David Sims	1974-76	21	2,274
10. William Bell	1989-93	14	2,026
11. Josh Nesbitt	2007-**	20	1,879
12. Leon Hardeman	1951-53	22	1,794
13. Ronny Cone	1979-83	11	1,777
14. Joe Hamilton	1996-99	18	1,758
15. Lenny Snow	1965-67	18	1,743
16. Bill Teas	1951-54	11	1,689
17. Jimmy Lincoln	1991-94	5	1,601
18. Cory Collier	1983-86	12	1,590
19. Malcolm King	1984-87	17	1,576
20. Bobby North	1947-50	10	1,505

One Thousand-Yard Rusher Down, One To Go?

Georgia Tech has never produced two 1,000-yard rushers in the same season. In fact, no ACC team has had a pair of 1,000-yard rushers since 1993, when North Carolina's Curtis Johnson (1,093 yards) and Leon Johnson (1,012) accomplished it.

Junior B-back **Jonathan Dwyer** has already surpassed 1,000 yards for the second straight season. Junior quarterback **Josh Nesbitt** is on pace to eclipse 1,000 yards as well.

- Dwyer has a chance at breaking the all-time Tech single-season rushing record of 1,562 yards held by Eddie Lee Ivery in 1978.

- Dwyer and Nesbitt are the only Tech duo ever to combine for 2,000 yards in one season and they've done it twice (2008 and 2009).

- Dwyer, Nesbitt and Anthony Allen are on

track to become the most prolific rushing trio in Tech history (see box below).

- Tech has had two 100-yard rushers in a game five times in the 2000s, including twice this season. Nesbitt (140 yards) and Dwyer (102) eclipsed 100 yards at Florida State (Oct. 10). Dwyer (125 yards) and Allen (103) did it at Virginia (Oct. 24).

- Georgia Tech has produced a 1,000-yard rusher in each of the last four seasons – Tashard Choice in 2006 and 2007, and Dwyer in 2008 and 2009.

- The Yellow Jackets have produced a 1,000-yard rusher 11 times total.

- History indicates that it's possible in 2009. In **Paul Johnson's** second season at both Georgia Southern and Navy, his teams produced two 1,000-yard rushers.

Player	2009 Yards	2009 Avg	On Pace For
Jonathan Dwyer	1,203	109.4	1,532
Josh Nesbitt	847	77.0	1,078

ACC RUSHING LEADERS

1. Ryan Williams	Virginia Tech	123.2
2. Montel Harris	Boston College	110.3
3. Jonathan Dwyer	Georgia Tech	109.4
4. C.J. Spiller	Clemson	81.3
5. Josh Nesbitt	Georgia Tech	77.0

Offense: Second-Most Prolific In Tech History

- Georgia Tech averages 449.6 yards of total offense per game – the second-highest average in school history.

- The Yellow Jackets average 314.1 rushing yards per game – the second-highest average in Tech history and the highest since 1975.

- Tech averages 36.0 points per game – its highest average since 1999 and the sixth-highest in Tech history.

More On The Offense

Georgia Tech's offense has been "three and out" just 14 times in 11 games this season, an average of 1.27 per game. That ranks as the third-best average nationally behind Idaho and Nevada (1.18).

TECH'S TOP RUSHING DUOS, TRIOS

Rk.	Season	DUO	Yards
1	2008	Jonathan Dwyer, Josh Nesbitt	2,088
2	2009	Jonathan Dwyer (1,203), Josh Nesbitt (847)	2,050
3	1978	Eddie Lee Ivery, Rodney Lee	1,954
4	2003	P.J. Daniels, Reggie Ball	1,831
5	2006	Tashard Choice, Reggie Ball	1,827
6	2007	Tashard Choice, Jonathan Dwyer	1,815
7	1977	Eddie Lee Ivery, Rodney Lee	1,680
8	1989	Jerry Mays, Shawn Jones	1,679
9	1995	C.J. Williams, Charles Wiley	1,632
10	1993	Dorsey Levens, William Bell	1,575

Rk.	Season	TRIO	Yards
1	2008	Jonathan Dwyer, Josh Nesbitt, Roddy Jones	2,778
2	2009	Jonathan Dwyer (1,203), Josh Nesbitt (847), Anthony Allen (550)	2,600
3	1952	Bill Teas, Windle Hardeman, Glenn Turner	2,236
4	2007	Tashard Choice, Jonathan Dwyer, Josh Nesbitt	2,154
5	1977	Eddie Lee Ivery, Rodney Lee, Gary Hardy	2,109
6	1978	Eddie Lee Ivery, Rodney Lee, Raymond Friday	2,076
7	2006	Tashard Choice, Reggie Ball, Jamaal Evans	2,042
8	1995	C.J. Williams, Charles Wiley, Donnie Davis	2,022
9	1989	Jerry Mays, Shawn Jones, Stefan Scottton	1,996
10	2003	P.J. Daniels, Reggie Ball, Chris Woods	1,953

TECH IN THE ACC/NCAA STATISTICS

TEAM	Pct/#	ACC	NCAA
Rushing Offense	314.1	1st	2nd
Passing Offense	135.5	12th	116th
Total Offense	449.6	1st	12th
Scoring Offense	36.0	1st	11th
Rushing Defense	117.2	4th	32nd
Pass Defense	229.4	10th	78th
Total Defense	346.6	6th	46th
Scoring Defense	23.6	6th	53rd
Net Punting	36.6	3rd	44th
Punt Returns	14.3	3rd	11th
Kickoff Returns	22.4	4th	45th
Turnover Margin	.55	3rd	28th
Fumbles Recovered	12	1st	T-18th
Passes Intercepted	9	8th	T-71st
Fumbles Lost	11	9th	T-83rd
Passes Had Intercepted	4	2nd	T-5th
Turnovers Gained	21	T-4th	T-39th
Turnovers Lost	15	T-2nd	T-25th
Passing Efficiency	162.5	1st	4th
Pass Efficiency Defense	139.0	10th	94th
Fewest Penalties	5.9	-	T-52nd
Fewest Yards Penalized	47.7	6th	37th
Punt Return Yardage Def.	6.9	-	37th
Kickoff Return Yardage Def.	22.9	10th	93rd
Sacks	2.0	7th	T-55th
Tackles for Loss	5.2	9th	T-85th
Sacks Allowed	.73	1st	T-4th
Tackles for Loss Allowed	5.4	-	T-37th
3rd-Down Conversion Pct.	52.74	1st	3rd
4th-Down Conversion Pct.	58.82	T-3rd	T-32nd
3rd-Down Defense	40.94	8th	74th
4th-Down Defense	50.00	T-7th	T-59th
Time of Possession	34:25	1st	1st
First Downs	21.2	5th	T-35th
Opponent First Downs	16.8	4th	21st
Opponent Penalty Yards	47.7	12th	-
Field Goal Percentage	.69	10th	-
Red Zone Offense	.81	12th	T-65th
Red Zone Defense	.81	4th	T-54th
PAT Kicking	.98	8th	-

INDIVIDUAL	Pct/#	ACC	NCAA
Chandler Anderson, So., P			
Punting	40.7	6th	-
Scott Blair, Jr., PK			
Field Goal PCT	69.2	10th	-
PAT Kicking PCT	97.4	8th	-
Scoring (Kick)	5.8	10th	-
Morgan Burnett, Jr., S			
Interceptions	.36	T-7th	T-32nd
Jonathan Dwyer, Jr., BB			
All-Purpose	110.4	6th	77th
Rushing	109.4	3rd	21st
Scoring (TD's)	6.0	5th	-
Anthony Egbuniwe, Jr., DE			
Fumbles Forced	.22	6th	T-77th
Fumbles Recovered	.22	T-4th	T-33rd
Derrick Morgan, Jr., DE			
Fumbles Recovered	.18	T-6th	T-69th
Sacks	1.14	1st	T-4th
Tackles For Loss	1.55	2nd	T-9th
Josh Nesbitt, Jr., QB			
Rushing	77.0	5th	59th
Scoring	8.7	T-1st	T-14th
Scoring (TD's)	8.7	T-1st	-
Total Offense	205.9	7th	67th
Orwin Smith, Fr., AB			
Kickoff Return Avg.	25.3	3rd	43rd
Jerrard Tarrant, So., CB			
Punt Return Avg.	14.3	3rd	11th
Fumbles Recovered	.18	T-6th	T-69th
Demaryius Thomas, Jr., WR			
Receiving Yards Per Game	86.4	1st	18th



Are You Smarter Than A Tech Lineman?

Georgia Tech junior center **Sean Bedford**, an Aerospace Engineering major, lists his class schedule for the 2009 fall semester:

Fixed Wing Senior Design

Currently working on designing jets for anti-submarine warfare.

Jet and Rocket Propulsion

Began with thermochemistry, now concentrating on characteristics of ramjets, turbojets, turbofans and possibly scramjets.

High-Speed Aerodynamics

The way that fluid behaves in a supersonic domain.

Flight Dynamics

Essentially the means for controlling aircraft in various conditions including stick-fixed and stick-free, and also means for controlling spacecraft.

Defense: Second-Half Adjustments Have Been Huge

Over the last four games combined, Georgia Tech has allowed seven first-half touchdowns and 61 first-half points.

In the second half of the last four games, however, the Yellow Jackets have allowed just one touchdown (by Wake Forest) and 16 total points. That includes an overtime field goal by Wake Forest.

Tech opponents are averaging less than 18 yards rushing in the second half of the last four games.

Last 4 Games	First Half	Second Half
Opponent Touchdowns	7	1
Opponent Points	61	16
Opponent Rushing Yards	224	71
Opponent Passing Yards	455	411
Opponent Total Offense	679	482

Top Receiver On Top Rushing Team

Georgia Tech may become the first ACC team since 1997 and only the fifth in 40 years to lead the ACC in rushing while boasting the league's leader in receiving yards per game. **Demaryius Thomas** (86.4 ypg) leads the ACC and Tech ranks first in rushing offense (314.1).

Tech Breaking, Approaching Several ACC Records

Georgia Tech has rushed for 41 touchdowns to break to the ACC single-season record of 39 rushing TDs set by North Carolina in 1993.

Other ACC records on alert:

ACC Individual Record Watch

• Junior quarterback **Josh Nesbitt** has rushed for 16 touchdowns. The ACC single-season record is 19, held by North Carolina's Don McCauley in 1970.

• Nesbitt has rushed for 847 yards (with three games remaining). The ACC single-season rushing record by a quarterback is 1,061 yards by Clemson's Woodrow Dantzler in 2001.

• Nesbitt has scored 96 points this season. The ACC single-season scoring record is 126 points by North Carolina's McCauley in 1970.

The ACC season record for points by a junior is 116 by Florida State's Sebastian Janikowski in 1999.

• Junior wide receiver **Demaryius Thomas** averages 24.4 yards per reception, which would be the highest in ACC history. The record, with a minimum of 25 receptions, is 22.3 yards by NC State's Owen Spencer in 2008. The record, with a minimum of 35 receptions, is 22.0 yards by Virginia's Herman Moore in 1990.

ACC Team Record Watch

• Tech has rushed for 3,455 yards this season. The Yellow Jackets will almost certainly break the ACC record of 3,552 yards they set last season.

• Georgia Tech has 635 rushing attempts. The single-season ACC record is 744 attempts by Wake Forest in 1971.

• Tech is on track to break the ACC single-season record for rushing yards per game. The Jackets are averaging 314.1 rushing yards per game. The ACC record is held by Wake Forest, which averaged 304.0 yards in 1971.

• The Yellow Jackets have produced 171 first downs via rushing. The ACC single-season record is 195 by Wake Forest in 1971.

• Tech is 10-1 overall with three games remaining. No ACC team has ever won more than 12 games in one season.

• Tech and Florida State broke an ACC record earlier this season for the most points by two teams in one half (63).

Time Of Possession: Maybe Not A Misleading Statistic After All

• Georgia Tech leads the nation in time of possession with an average of 34:25.

• Since Georgia Tech began its eight-game winning streak, the Yellow Jackets have dominated time of possession, having the ball an average of 36 minutes, 25 seconds per game.

• Tech has won the time of possession battle in seven of its last eight games.

• Over the last 20 years, Tech has produced a time-of-possession of 38:22 or better six times. Four of those have come this year.

• Oct. 31 at Vanderbilt, the Yellow Jackets had the ball nearly two-thirds of the game – 39 minutes, 45 seconds.

• In the win over Virginia (Oct. 24), Tech held the ball for 42:43 – the most time of possession by the Yellow Jackets in at least 20 years.

• Tech held the ball for 42:06 in the win over North Carolina (Sept. 26).

• In Tech's only loss of the season, at Miami (Sept. 17), the Yellow Jackets lost the TOP battle, 26:25 to 33:35.

• Virginia and North Carolina had just 44 offensive plays against Tech, and Virginia Tech ran just 45 offensive plays.

Time Of Possession	GT	Opp
Wake Forest (Nov. 7)	.30:58	.29:02
Vanderbilt (Oct. 31)	.39:45	.20:15
Virginia (Oct. 24)	.42:43	.17:17
Virginia Tech (Oct. 17)	.38:22	.21:38
Florida State (Oct. 10)	.32:03	.27:57
Mississippi State (Oct. 3)	.36:03	.23:57
North Carolina (Sept. 26)	.42:06	.17:54

Most Time Of Possession/Since 1989

42:43	Virginia	A	Oct. 24, 2009
42:10	Wake Forest	H	Sept. 14, 1996
42:06	North Carolina	A	Sept. 26, 2009
39:45	Vanderbilt	A	Oct. 31, 2009
38:46	Duke	H	Oct. 4, 2008
38:22	Virginia Tech	A	Oct. 17, 2009

TECH IN THE NCAA STATISTICS

Rushing Offense	Fewest Sacks Allowed
1. Nevada373.2	1. Boise State . . .0.45
2. Georgia Tech .314.1	2. Stanford0.55
3. Navy282.6	3. Nevada0.64
4. Air Force273.6	4. Georgia Tech . . .0.73
5. TCU261.5	Oklahoma State .0.73
6. UAB232.2	6. TCU0.82
7. Fresno State .231.5	Army0.82
8. Oregon231.4	8. Air Force0.83
9. Florida229.9	9. Pittsburgh0.90
10. Alabama225.6	Cincinnati0.90

Interceptions Thrown	3rd-Down Conversion Pct.
1. Air Force3	1. BYU58.4
Boise State3	2. Nevada53.4
Navy3	3. Georgia Tech . . .52.6
Virginia Tech3	4. Houston50.3
5. Georgia Tech4	5. Texas A&M . . .50.0
Alabama4	6. Penn State49.7
Army4	7. Idaho49.6
Florida4	8. Navy49.0
Pittsburgh4	9. Washington . . .48.7
Three other teams .4	10. Oregon State . .48.4

Passing Efficiency	Time Of Possession
1. Cincinnati170.0	1. Georgia Tech . .34:25
2. BYU167.7	2. Arizona34:15
3. Boise State . . .166.3	3. Kansas State .33:48
4. Georgia Tech .162.5	4. Navy33:38
5. Florida161.9	5. Wisconsin . . .33:04
6. Arkansas160.7	6. Oklahoma State32:56
7. Houston159.3	7. Alabama32:56
8. Pittsburgh . . .159.1	8. Fresno State .32:38
9. TCU158.9	9. Notre Dame . .32:34
10. Notre Dame .155.4	10. TCU32:23

TECH IN THE ACC STATISTICS

Scoring Offense	Third-Down Conversions
1. Georgia Tech . .36.0	1. Georgia Tech . .52.6
2. Clemson33.1	2. Florida State . .48.1
3. Miami31.7	3. Miami46.7

Rushing Offense	Sacks Allowed
1. Georgia Tech .314.1	1. Georgia Tech8
2. Virginia Tech .198.1	2. Boston College . .15
3. Clemson166.7	3. Two teams17

Total Offense	Time of Possession
1. Georgia Tech .449.6	1. Georgia Tech .34:25
2. Florida State .434.7	2. Wake Forest .31:35
3. Miami413.5	3. Miami30:50

Pass Efficiency
1. Georgia Tech .162.5
2. Virginia Tech .150.7
3. Florida State .144.8

RECORD BY DECADE

Decade	Overall	Conference	Bowls
2000-09	80-46 (.635)	50-30 (.625)	9
1990-99	66-49-1 (.573)	44-33-1 (.571)	5
1980-89	43-64-4 (.405)	17-24-1 (.417)	1
1970-79	61-50-3 (.548)	0-0 (.000)	4
1960-69	61-41-2 (.596)	17-12 (.586)	4
1950-69	79-26-6 (.739)	46-17-4 (.842)	7

TECH VS. THE ACC DIVISIONS

	'05	'06	'07	'08	'09	Total
vs. Coastal	3-2	5-0	3-2	2-3	4-1	17-8
Home	1-0	3-0	1-1	2-1	2-0	9-2
Away	2-2	2-0	2-1	0-2	2-1	8-6
vs. Atlantic	2-1	2-2	1-2	3-0	3-0	11-5
Home	2-1	1-0	1-1	1-0	2-0	7-2
Away	0-0	1-1	0-1	2-0	1-0	4-2
Neutral	0-0	0-1	0-0	0-0	0-0	0-1
TOTAL	5-3	*7-2	4-4	5-3	7-1	28-13

*Includes 2006 ACC Championship Game

ACC ACTIVE CAREER LEADERS

Through November 21st

Rushing Yards

1. C.J. Spiller, Sr., Clem.	3,229
2. Jonathan Dwyer, Jr., GT	3,034
3. Javarris James, Sr., UM	2,124
7. Josh Nesbitt, Jr., GT	1,879

100-Yard Rushing Games

1. Jonathan Dwyer, Jr., GT	16
2. C.J. Spiller, Sr., CL	11
Montel Harris, So., BC	11
13. Josh Nesbitt, Jr., GT	3

Rushing Touchdowns

1. Jonathan Dwyer, Jr., GT	32
2. C.J. Spiller, Sr., Clem.	27
3. Josh Nesbitt, Jr., GT	23

Total Offense

1. Thaddeus Lewis, Sr., Duke	9,599
2. Riley Skinner, Sr., WF	9,556
9. Josh Nesbitt, Jr., GT	4,198

Receptions

1. Rich Gunnell, Sr., BC	170
2. Jacoby Ford, Sr., Clem.	132
4. Demaryius Thomas, Jr., GT	113

Receiving Yards

1. Rich Gunnell, Sr., BC	2,287
2. Demaryius Thomas, Jr., GT	2,135
3. Jacoby Ford, Sr., Clem.	1,861

100-Yard Receiving Games

1. Rich Gunnell, BC	7
2. Demaryius Thomas, Jr., GT	5
3. Jacoby Ford, Sr., Clem.	4

Receiving Touchdowns

1. Rich Gunnell, Sr., BC	17
2. Jacoby Ford, Sr., Clem.	15
3. Demaryius Thomas, Jr., GT	13

Yards Per Reception

1. Owen Spencer, Jr., NCS	22.6
2. Demaryius Thomas, Jr., GT	18.9
3. Jarrett Boykin, So., VT	17.5

Scoring

1. Steve Aponavicius, Sr., BC	276
Jonathan Dwyer, Jr., GT	200
6. Josh Nesbitt, Jr., GT	140
7. Scott Blair, Jr., GT	134

Field Goals

1. Steve Aponavicius, Sr., BC	43
2. Matt Boshier, Jr., UM	31
5. Scott Blair, Jr., GT	21

Kickoff Returns

1. Torrey Smith, So., MD	90
2. Jeff Smith, Sr., BC	80
8. Orwin Smith, Fr., GT	29

Kickoff Return Yards

1. Torrey Smith, So., MD	2,324
2. Jeff Smith, Sr., BC	1,855
7. Orwin Smith, Fr., GT	734

Tackles

1. Vincent Rey, Sr., Duke	319
2. Kavell Connor, Sr., Clem.	280
8. Morgan Burnett, Jr., GT	207

Tackles For Loss

1. Willie Young, Sr., NCS	43.5
2. Ricky Sapp, Sr., CL	37.5
7. Derrick Morgan, Jr., GT	28.0

Quarterback Sacks

1. Willie Young, Sr., NCS	20.5
2. Derrick Morgan, Jr., GT	19.5
3. Ricky Sapp, Sr., CL	16.0

Interceptions

1. Morgan Burnett, Jr., GT	14
2. Deunta Williams, Jr., UNC	12
3. Crezdon Butler, Sr., Clem.	11
DeAndre McDaniel, Jr., Clem.	11

Punt Return Yards

1. C.J. Spiller, Sr., Clem.	567
2. Jacoby Ford, Sr., Clem.	464
3. Vic Hall, Sr., UVA	363
8. Jerrard Tarrant, So., GT	272

Long, Clock-Eating Drives Have Helped Tech Enjoy Success...

One trademark of almost every Georgia Tech victory this season has been at least one long, sustained touchdown drive, taking its physical and mental toll on opponents.

The Yellow Jackets have had 13 touchdown drives of 10 plays or more this season.

Over the last 20 seasons, Tech has produced just six touchdown drives that took 8 minutes, 15 seconds or longer. Three of those have come this season.

Opponent	Result	Plays	Yards	Time
at Virginia	Touchdown	18	82	10:47
at Florida State	Touchdown	16	80	9:07
North Carolina	Touchdown	17	76	8:15
Virginia Tech	Touchdown	12	86	6:19
at Mississippi St.	Touchdown	11	75	5:44
at Vanderbilt	Touchdown	10	40	5:32
at Virginia	Touchdown	10	60	5:17

Longest Touchdown Drives (Time)/Since 1989

10:47	Virginia	A	Oct. 24, 2009
10:30	North Carolina	A	Nov. 11, 2006
9:27	Florida State	H	Oct. 24, 1998
9:07	Florida State	A	Oct. 10, 2009
8:47	North Carolina	H (th)	Nov. 1, 2001
8:15	North Carolina	H	Sept. 26, 2009

... But Tech Offense Also Has The Ability To Strike Quickly

Georgia Tech's offense may be run-oriented, but it has proved to be anything but three-yards-and-a-cloud-of-dust:

- Tech has produced seven one-play touchdown drives and 12 TD drives of one minute or less.

- On Tech's opening possession of the second half against Wake Forest (Nov. 7), Jonathan Dwyer scored on the Jackets' first play from scrimmage, a 59-yard TD run.

- At Vanderbilt Oct. 31, the Jackets had three TD drives of 42 seconds or less.

- At Florida State (Oct. 10), the Yellow Jackets had two one-play touchdown drives and two, two-play TD drives.

- Tech has produced 14 plays that have gone for 50 yards or longer.

Georgia Tech Offense	2009	2008
Plays of 20-plus yards	59	67
Plays of 30-plus yards	36	39
Plays of 50-plus yards	14	10

Touchdown plays of 20-plus yards	18	20
Touchdown plays of 50-plus yards	8	8

Touchdown drives of 3:00 or less	21	23
Touchdown drives of 2:00 or less	15	16
Touchdown drives of 1:00 or less	12	9
Touchdown drives of 5 plays or less	18	21
Touchdown drives of 1 play	7	4

Jackets Are One Of Winningest Teams In Tech History

- Georgia Tech, 10-1 overall, is the first Yellow Jacket team to register double-digit victories since the 1998 team went 10-2.

- Tech's 10 wins tie for the fourth-most in school history.

- Only one team in Georgia Tech history has won 12 games – the 1952 national championship team.

Starting Off Right

Georgia Tech has scored a touchdown or a field goal on its first possession in seven of 11 games this season. Tech's opening drive has resulted in five touchdowns, three punts, two field goals and one turnover.

GEORGIA TECH IN THE ACC

(Ranked by ACC win percentage / Thru Nov. 21)

Last 4 Seasons Combined (Since 2006)

Rk.	School	ACC	Overall
1.	Virginia Tech	23-8	39-13
2.	►Georgia Tech	23-9	35-17
3.	Boston College	20-11	37-14
4.	Clemson	20-12	32-18
5.	Wake Forest	17-14	32-19
6.	Florida State	16-16	29-21
7.	Virginia	15-16	22-26
8.	Miami	14-18	27-22
9.	Maryland	13-18	25-25
	North Carolina	13-18	23-25
11.	NC State	10-21	18-30
12.	Duke	4-27	10-37

Last 5 Seasons Combined (Since 2005)

Rk.	School	ACC	Overall
1.	Virginia Tech	30-9	50-15
2.	►Georgia Tech	28-12	42-21
3.	Boston College	25-14	46-18
4.	Clemson	24-16	40-22
5.	Florida State	21-19	37-26
6.	Wake Forest	20-19	36-26
7.	Miami	20-20	36-25
8.	Virginia	18-21	29-31
9.	Maryland	16-23	30-31
	North Carolina	17-22	28-31
11.	NC State	13-27	25-36
12.	Duke	4-35	11-47

Last 6 Seasons Combined (Since 2004)

Rk.	School	ACC	Overall
1.	Virginia Tech	37-10	60-18
2.	►Georgia Tech	32-16	49-26
3.	+ Boston College	25-14	55-21
4.	Clemson	28-20	46-27
5.	Florida State	27-21	46-29
6.	Miami	25-23	45-28
7.	Virginia	23-24	37-35
8.	North Carolina	22-25	34-38
9.	Wake Forest	21-26	40-33
10.	Maryland	19-28	35-37
11.	NC State	16-31	30-41
12.	Duke	5-42	13-56

+ Joined the ACC in 2005

Last 11 Seasons Combined (Since 1999)

Rk.	School	ACC	Overall
1.	^ Virginia Tech	37-10	108-33
2.	Florida State	63-25	96-43
3.	+ Boston College	25-14	95-43
4.	►Georgia Tech	55-33	88-50
5.	Clemson	52-36	84-51
6.	Virginia	46-41	72-63
7.	^ Miami	25-23	100-36
8.	Maryland	43-44	76-57
9.	NC State	36-52	70-65
10.	Wake Forest	34-53	67-65
	North Carolina	34-53	56-74
12.	Duke	10-77	22-104

+ Joined the ACC in 2005

^ Joined the ACC in 2004

Last 13 Seasons Combined (Since 1997)

Rk.	School	ACC	Overall
1.	^ Virginia Tech	37-10	124-41
2.	Florida State	78-26	118-46
3.	►Georgia Tech	67-37	105-57
4.	+ Boston College	25-14	103-57
5.	Virginia	57-46	88-70
6.	Clemson	57-47	94-64
7.	^ Miami	25-23	114-45
8.	North Carolina	46-57	74-80
9.	Maryland	45-58	81-74
10.	NC State	44-59	83-74
11.	Wake Forest	39-64	75-79
12.	Duke	12-91	28-120

+ Joined the ACC in 2005

^ Joined the ACC in 2004

It's The "Spread Option"

Coach Paul Johnson's unique offense is called the "Spread Option." It's often mistakenly referred to as the Flexbone, the Wishbone or the Triple Option. The Triple Option is just one play within the offensive scheme.

Tech Riding 8-Game Win Streak

Georgia Tech's eight-game winning streak is its longest since winning nine straight in 1990. The current eight-game streak ties for the eighth-longest current streak among all FBS teams and ties for the fifth-longest in Yellow Jacket history.

Longest Win Streaks In Tech History

18**	Nov. 10, 1951-Sept. 19, 1953
10*	Jan. 1, 1966 (1965 season)-Nov. 12, 1966
9*	Nov. 12, 1955-Nov. 3, 1956
9*	Nov. 4, 1989-Oct. 13, 1990
8	Sept. 26, 2009-Current
8*	Nov. 25, 1950-Oct. 27, 1951
8*	Nov. 6, 1954-Oct. 8, 1955
8*	Nov. 30, 1963-Oct. 31, 1964
7	Sept. 23, 1978-Nov. 11, 1978
7	Sept. 30, 2000-Nov. 25, 2000

* spanned two seasons

** spanned three seasons

Nation's Longest Current Winning Streaks

21	Florida	9	Temple
15	Texas	8	Georgia Tech
13	TCU	8	Nevada
11	Alabama	6	Pittsburgh
11	Boise State	6	Clemson
10	Cincinnati		

Looking For Another First: Night Win On ABC

According to our friend, Al Ciraldo, Jr., Georgia Tech has never beaten Georgia in a night game that was televised by ABC.

The Yellow Jackets lost to the Bulldogs in night-time ABC games in 1971, 1975, 1987 and 1992. The 1985 game was at night, but televised by TBS.

Derrick Morgan Proving To Be One Of Nation's Top Defensive Ends

Junior defensive end **Derrick Morgan**, an All-American candidate, has overcome double-team – even triple-team – blocking to enjoy an outstanding 2009 season.

- Morgan has 12.5 sacks on the season, which ranks first in the ACC and tied for fourth nationally. He is just the seventh player in Tech history to record 10 or more sacks in one season.

- He has 17.0 tackles for loss, which ranks first in the ACC and tied for ninth nationally.

- Morgan recovered fumbles in consecutive games against North Carolina and Mississippi State. He has six career fumble recoveries.

- Over the last six games he has recorded 10.0 tackles for loss and 7.0 sacks.

- Morgan made one of the biggest plays of Tech's 2009 season late in regulation against Wake Forest. With the Demon Deacons driving toward a potential game-winning field goal, Morgan sacked quarterback Riley Skinner for the third time, this time on third down, taking Wake out of field goal range and ultimately sending the game into overtime.

- He finished the Wake game with 3.5 tackles for loss, 3.0 sacks and six total tackles.

- He had a fumble recovery and a half-sack against the Tar Heels while helping limit UNC to just 17 yards rushing.

- Morgan looked like an All-American against Clemson (Sept. 10), recording 4.0 tackles for loss, 3.0 sacks and 10 total tackles.

- Morgan's 3.0 sacks were the most in a game since Oct. 28, 2006 when Philip Wheeler had 3.0 sacks against Miami.

- Sept. 5 against Jacksonville State, Morgan recorded 2.5 tackles for loss, 2.0 sacks, five total tackles and a pass break-up.

- He has 19.5 sacks in his career, the seventh-most in Georgia Tech history.

NCAA Sacks Leaders

1.	Von Miller	Texas A&M	1.41
2.	Brandon Sharpe	Texas Tech	1.30
3.	Lindsey Witten	Connecticut	1.15
4.	Derrick Morgan	Georgia Tech	1.14
	Josh McNary	Army	1.14

Sacks Per Game

Thomas Clearly Proving To Be One Of The NCAA's Top Receivers

Junior wide receiver **Demaryius Thomas** sometimes gets overlooked in an offense so efficient in the running game. However, it's difficult to overlook Thomas' numbers:

- He ranks first in the ACC and 18th nationally in receiving yards per game (86.4).

- He has six TD receptions this season, 13 for his career.

- He owns 39 of Tech's 61 receptions.

- Thomas is averaging 24.4 yards per catch, the second-highest average nationally and the highest average in Georgia Tech history.

- Thomas has 16 receptions of 20 yards or longer this season. He has seven receptions that have gone for 50 yards or longer.

- Thomas (2,135 career receiving yards) ranks sixth in Tech history for receiving yards and ranks 10th in career receptions (113).

- Thomas caught eight passes for 174 yards and a touchdown at Mississippi State (Oct. 3) – the third time this season and the fifth time in his career with 100-plus yards receiving.

- Sept. 17 at Miami, Thomas had all six of Tech's receptions for 133 yards – the third time in his career he was on the receiving end of every completed pass.

- Against Clemson (Sept. 10), Thomas caught three passes for 93 yards and a TD.

- He made one of the biggest plays of the season in the Clemson game. Thomas' circus catch in traffic on 3rd-and-11 went for 39 yards and a first down, ultimately giving Scott Blair the opportunity to kick the game-winning field goal.

- The previous week, vs. Jacksonville State, Thomas had four receptions for 101 yards.

- Thomas has caught at least one pass in 27 consecutive games, tying for the fifth-longest streak in Tech history.

NCAA Leaders / Yards Per Reception

1.	Owen Spencer	NC State	24.4
2.	Demaryius Thomas	Georgia Tech	24.4
3.	Tim Brown	Rutgers	21.1
4.	Marcus Easley	Connecticut	20.1
5.	Jonathan Baldwin	Pittsburgh	21.0

NCAA Leaders / 70-Yard Receptions

1.	Danario Alexander	Missouri	4
2.	Toren Dixon	Rice	3
3.	Demaryius Thomas	Georgia Tech	2
	Four other players		2

Demaryius Thomas One Of 10 Semifinalists For Biletnikoff Award

Georgia Tech junior wide receiver **Demaryius Thomas** has been named as one of 10 semifinalists in the running for the 2009 Biletnikoff Award, the Tallahassee Quarterback Club Foundation announced.

2009 REGULAR SEASON HONORS

Paul Johnson (Head Coach)

Bryant National Coach of the Year semifinalist (Oct. 26)
George Munger National Coach of the Year semifinalist (Nov. 4)

Ben Anderson (Jr., DT)

ACC Defensive Lineman of the Week (Nov. 16)

Sean Bedford (Jr., C)

ACC co-Offensive Lineman of the Week (Sept. 28)
ACC Offensive Lineman of the Week (Oct. 19)

Scott Blair (Jr., K)

ACC Specialist of the Week (Sept. 14)

Morgan Burnett (Jr., S)

ACC Defensive Back of the Week (Sept. 28)

Jonathan Dwyer (Jr., RB)

Doak Walker Award semifinalist (Nov. 12)

Cord Howard (Sr., OG)

Second Team Midseason All-American (Sports Illustrated)
ACC Offensive Lineman of the Week (Nov. 16)
ACC Offensive Lineman of the Week (Oct. 12)

Brad Jefferson (Jr., LB)

ACC co-Defensive Lineman of the Week (Oct. 4)

Derrick Morgan (Jr., DE)

ACC Defensive Lineman of the Week (Sept. 14)
Lott Trophy Player of the Week (Sept. 15)

Demaryius Thomas (Jr., WR)

Biletnikoff Award Semifinalist (Oct. 26)

TECH'S 100-YARD RUSHING GAMES

189,	Jonathan Dwyer vs. Wake Forest (11.7)
186,	Jonathan Dwyer at Vanderbilt (10.31)
158,	Jonathan Dwyer vs. North Carolina (9.26)
140,	Josh Nesbitt at Florida State (10.10)
127,	Anthony Allen vs. Clemson (9.10)
125,	Jonathan Dwyer at Virginia (10.24)
122,	Josh Nesbitt vs. Virginia Tech (10.17)
110,	Jonathan Dwyer at Duke (11.14)
103,	Anthony Allen at Virginia (10.24)
102,	Jonathan Dwyer at Florida State (10.10)

MOST 100-YARD RUSHING GAMES/SEASON

11,	2008 (Dwyer 9, Jones 1, Nesbitt 1)
10,	2009 (Dwyer 6, Nesbitt 2, Allen 2)
10,	2007 (Choice 8, Dwyer 1, Grant 1)
10,	2006 (Choice 9, Ball 1)
9,	1978 (Ivery 8, Friday 1)
9,	1952 (Hardeman 4, Teas 3, Turner 2)
9,	1993 (Levens 5, Bell 3, Lincoln 1)
8,	1982 (Lavette 7, Fortier 1)
7,	1995 (Williams 6, Davis 1)
7,	1989 (Mays 7)
7,	1983 (Lavette 3, Collier 2, Cone 1, Dewberry 1)
7,	1977 (Ivery 4, Lee 2, Hardie 1)
7,	2001 (Burns 6, Ford 1)
7,	2003 (Daniels 6, Ball 1)
7,	2005 (Daniels 6, Choice 1)

TECH'S 100-YARD RECEIVING GAMES

174,	Demaryius Thomas at Mississippi St. (10.3)
133,	Demaryius Thomas at Miami (9.17)
117,	Embry Peoples at Vanderbilt (10.31)
101,	Demaryius Thomas vs. Jacksonville St. (9.5)

"It's not stylish [Tech's offense], but it sure does whip ya!"

- Bobby Bowden

"Teams don't see it these days and then whammo, Georgia Tech comes out of nowhere. It's beautiful stuff."

- Barry Switzer

"Right now, they [Georgia Tech] are the best one-loss team in the country. They are very experienced, tough to prepare for and exceptionally well coached."

- Erik Kuselias (ESPN College GameDay, Nov. 3, 2009)

"They run on whoever they want ... It's difficult to prepare for this Paul Johnson spread option offense in one week's time."

- Jesse Palmer (ESPN)

"Nobody's figured it out, and there is no way to figure it out."

- Vanderbilt coach Bobby Johnson

He is one of three Jackets ever to be named a Biletnikoff semifinalist, joining Dez White (1998, 1999) and Calvin Johnson (2005, 2006). Johnson won the trophy in 2006.

Thomas joins nine other candidates in the running for the award presented annually to the nation's top college receiver.

2009 Biletnikoff Award Semifinalists

- Freddie Barnes, BGSU
- Dezmon Briscoe, Kansas
- Vincent Brown, San Diego State
- Eric Decker, Minnesota
- Marshawn Gilyard, Cincinnati
- A.J. Green, Georgia
- Jordan Shipley, Texas
- Demaryius Thomas, Georgia Tech
- Golden Tate, Notre Dame
- Mike Williams, Syracuse

Cardinal-Turned-Jacket Allen Making Immediate Impact

Louisville transfer **Anthony Allen** is proving to be a versatile, key addition to the Tech backfield:

- Allen has six touchdowns – five by rushing and one by receiving.

- He averages a remarkable 10.6 yards per carry, which may be the highest in the nation. Of the nation's top 100 rushers, none average more than 8.05 yards per carry.

- His statistics are slightly skewed because he had just one carry at Vanderbilt Oct. 31. Allen was sick and played briefly.

- Allen rushed for 103 yards and two touchdowns on 11 carries at Virginia (Oct. 24).

- He had four carries for 81 yards, including a key 60-yard run, at Florida State (Oct. 10).

- Allen rushed five times for 127 yards and a touchdown against Clemson.

- Allen's first carry against Clemson was an 82-yard touchdown run, tying for the seventh-longest run in Tech history.

- He has caught five passes for 112 yards, including a touchdown reception in the season opener against Jacksonville State.

- Between Allen and Jonathan Dwyer, they own four of the 13 longest rushing attempts in Tech history.

Tarrant Third In The ACC In Punt Return Average

Sophomore **Jerrard Tarrant** has returned two punts for touchdowns this season. He ranks third in the ACC and 11th nationally in punt return average (14.3 ypa).

- He already shares the Georgia Tech single-season record for punt return touchdowns, tying three players (see below).

- Tarrant is just one TD away from tying the Georgia Tech career record of three.

- Tarrant's punt return average (14.3) is the highest by a Yellow Jacket since 1986.

- Tarrant returned a punt 68 yards for a touchdown in his first college game, vs. Jacksonville State (Sept. 5) – Tech's first punt return for a TD since Djay Jones returned a blocked punt vs. Connecticut in 2004 and the longest punt return for a TD since Jonathan Smith returned one 80 yards against Virginia in 2003.

- Against Clemson, Tarrant returned a punt 85 yards for a touchdown – the sixth-longest punt return in Tech history and the longest since 1972.

- Tarrant is the first Tech player to return a punt for a TD in consecutive games since Jonathan Smith against North Carolina and Virginia in 2003.

- Tarrant isn't just a specialist. The cornerback ranks fifth on the team in tackles (43), is tied for the team lead with four pass break-ups and has two fumble recoveries.

- His 40-yard fumble return for a touchdown at Mississippi State (Oct. 3) was Tech's first since Oct. 6, 2007 vs. Maryland, and the longest fumble return for a TD since Nov. 21, 1998 vs. Wake Forest (90 yards).

- He has all three of Tech's non-offensive touchdowns in 2009.

ACC Punt Return Leaders

1. Greg Reid	Florida State	18.4
2. Da'Norris Searcy	North Carolina	15.0
3. Jerrard Tarrant	Georgia Tech	14.3
4. Jayron Hosley	Virginia Tech	10.4

Longest Punt Returns In Tech History

96 (td)	Randy Rhino	South Carolina, 1972
92 (td)	Pat Barron	Pennsylvania, 1931
92 (td)	Everett Strupper	Mercer, 1916
87 (td)	Johnny Menger	Auburn, 1956
86 (td)	Bill Eastman	Navy, 1965
85 (td)	Jerrard Tarrant	Clemson, 2009

Most Punt Return Touchdowns / Season

2	Jerrard Tarrant	2009
2	Jonathan Smith	2003
2	Charlie Rogers	1998
2	Jimmy Brown	1966

Most Punt Return Touchdowns / Career

3	Jimmy Brown	1965-67
2	Jerrard Tarrant	2009.* *
2	Jonathan Smith	2000-03
2	Charlie Rogers	1995-98

Tech Has 3 Non-Offensive TDs

Georgia Tech has scored three non-offensive touchdowns this season – all of them by sophomore **Jerrard Tarrant**, who has two punt returns and one fumble return for touchdowns.

Tech has as many non-offensive TDs this season as it had all of last season.

Tech Non-Offensive Touchdowns Year-By-Year

'09	'08	'07	'06	'05	'04	'03	'02	'01	'00	'99
3	3	1	3	2	2	3	0	2	4	1

QUICK FACTS

General

Location	Atlanta, GA 30332
Founded	1885
Enrollment	19,404
Nicknames	Yellow Jackets, Rambling Wreck
Colors	Old Gold and White
Conference	Atlantic Coast (Coastal Division)
President	Dr. G.P. "Bud" Peterson
Alma Mater	Kansas State (1977)
Director of Athletics	Dan Radakovich
Alma Mater	Indiana Univ. of Pennsylvania (1980)
Stadium	Bobby Dodd Stadium/Grant Field
Surface	Natural Grass
Capacity	55,000
Basic Offense	Spread Option
Basic Defense	4-3 Multiple

History

First Year of Football	1892
Number of Seasons	117th
All-Time Record	672-447-43
All-Time W-L at Bobby Dodd Stadium	434-179-21
Bowl Appearances	37 (22-15)
Consecutive Bowl Appearances	12
First Year Competed For ACC Title	1983
National Championships	.4 (1990, '52, '28, '17)
ACC Championships	2 (1998, 1990)
SEC Championships	5
Southern Conference Championships	3

2008 Summary

2008 Record	9-4
2008 Bowl	Chick-fil-A Bowl (L, 38-3 vs. LSU)
2008 ACC Record	5-3
2008 Coastal Division Finish	1st (tie)

Coaching Staff

Head Coach	Paul Johnson
Alma Mater	Western Carolina (1979)
Record at Georgia Tech	19-5 (2 seasons)
Record Overall	126-44 (13 seasons)
Quarterbacks/B-Backs	Brian Bohannon
Linebackers	Brian Jean-Mary
Cornerbacks	Charles Kelly
A-Backs/Special Teams	Jeff Monken
Wide Receivers	Al "Buzz" Preston
Co-Offensive Line	Mike Sewak
Defensive Line/Recruiting Coordinator	Giff Smith
Co-Offensive Line	Todd Spencer
Defensive Coordinator	Dave Wommack
Graduate Assistant	Lamar Owens
Graduate Assistant	Chris Hampton
Staff Assistant	J.R. Dorman
Staff Assistant	Brett Gilliland
Strength/Conditioning	Eric Ciano
Sports Medicine	Jay Shoop
Director of Operations	Jason Snider
Assistant Director of Operations	Topher Roberts
Director of Player Personnel	Liam Klein
Equipment Manager	Tom Conner
Assistant Equipment Manager	Punt Windham
Administrative Assistant	Teri Anton
Administrative Assistant	Jennifer Pardue

Sports Information

Football Contact (Assistant AD)	Dean Buchan
E-Mail	dbuchan@athletics.gatech.edu
Office	404.894.5445
Cell	404.295.8703
Secondary Football Contact	Mike Huff
E-Mail	mhuff@athletics.gatech.edu
Office	404.894.5445
Cell	918.289.6144
Associate SID	Mike Stamus
Assistant SID	Dan Goldberger
Assistant SID	Seth Gerard
SID Assistant	John Gatto
Website Coordinator	Richard Musterer
Website	RamblinWreck.com
Facebook	Facebook.com/gtathletics
Twitter	Twitter.com/gtathletics
Ticket Office	1.888.TECH.TIX

The Power Of One: Morgan Burnett Owns 14 Career Interceptions

Junior safety **Morgan Burnett** is one of the best when it comes to intercepting passes. He has four interceptions this season and 14 for his career.

- His 14 career picks ties for the second-most in Georgia Tech history and ties for the 18th-most in the history of the ACC.
- Burnett has more career interceptions than any active ACC player.
- He ranks seventh in the ACC and 32nd nationally in interceptions.
- Burnett has picked off two passes in a game three times in his career.
- Burnett, whose seven interceptions last year tied for first nationally, is leading the Yellow Jackets in INTs for the third straight season.
- He has 207 career tackles..

Jackets: 19 Wins Last 2 Seasons

Georgia Tech is on the verge of producing one of the most successful two-year stints in the 117-year history of Yellow Jacket football.

Tech finished 9-4 last season and is 10-1 in 2009. The Jackets' 19 wins ties for the third-most in a two-year span in Tech history.

Most Wins In Back-To-Back Seasons

23 (1951-52)	19 (1998-99)
21 (1952-53)	18 (1927-28)
19 (2008-09)	18 (1989-90)
19 (1946-47)	18 (1997-98)
19 (1955-56)	
19 (1990-91)	

Paul Johnson Has Won More In Two Years Than Any Tech Coach

Paul Johnson has won more games (19) in his first two seasons as Georgia Tech's head coach than any coach in Yellow Jacket history.

Georgia Tech Head Coaches (First Two Seasons)

John Heisman	1904-05	14-1-2
William Alexander	1920-21	16-2-0
Bobby Dodd	1945-46	13-8-0
Bud Carson	1967-68	8-12-0
Bill Fulcher	1972-73	12-10-1
Pepper Rodgers	1974-75	13-9-0
Bill Curry	1980-81	2-19-1
Bobby Ross	1987-88	5-17-0
Bill Lewis	1992-93	10-12-0
George O'Leary	1995-96	11-11-0
Chan Gailey	2002-03	14-12-0
Paul Johnson	2008-09	19-5-0

The Quarter-ly Report

• Georgia Tech has gone scoreless in just six quarters this season. If you count an overtime period as a quarter, the Yellow Jackets have scored in 39 of 45 quarters (86.7 percent). Only Houston (93.2 percent), Boise State (88.6) and Florida (88.6) have higher percent-

ages.

- Georgia Tech has outscored opponents 103-55 in the first quarter.
- Tech has scored in the fourth quarter of every game.
- Entering the Georgia game this Saturday, Tech has scored in 18 of the last 19 quarters.

Tech In Hunt For First Major Bowl Bid Since 1966

Georgia Tech has enjoyed great bowl success and owns a streak of appearing in bowl games 12 consecutive seasons.

However, the last time the Jackets played in a major bowl game came in 1966 when Tech played in the Orange Bowl. Tech has appeared in one of the four major bowl games 12 times.

A win over Clemson in the ACC Championship Game would send the Yellow Jackets to a BCS bowl game.

ACC Statistical Leaders

Georgia Tech ranks first in the ACC in eight different statistical categories:

Category	ACC	NCAA
Rushing Offense (314.1)	.1st	.2nd
Total Offense (449.6)	.1st	.12th
Scoring Offense (36.0)	.1st	.11th
Fumbles Recovered (12)	.1st	.t-18th
Passing Efficiency (162.5)	.1st	.4th
Sacks Allowed (0.73)	.1st	.t-4th
3rd-Down Conversion Pct. (53.0)	.1st	.3rd
Time of Possession (34:25)	.1st	.1st

Tech 10-1 Record One Of The Best

Georgia Tech is one of eight teams nationally with one loss or less. There are six remaining undefeated teams and two teams with one loss:

Undefeated Teams	One-Loss Teams
Texas11-0	Georgia Tech10-1
Alabama11-0	Pittsburgh9-1
Boise State11-0	
Florida11-0	
TCU11-0	
Cincinnati10-0	

Model Of Consistency

- Tech is bowl-eligible, and has won at least seven games, for the 13th consecutive season.
- Tech finished .500 or better in league play for the 15th consecutive season. The only team nationally with a longer streak is Florida (23 consecutive seasons, including 2009).

Ranked In Football, Basketball

Five schools are ranked this week in both the USA Today football and men's basketball polls: Georgia Tech, Texas, North Carolina, Clemson and Ohio State.

YELLOW JACKETS IN THE NFL

Team	Former Jacket
Atlanta Falcons	Vance Walker
Baltimore Ravens	Dawan Landry
Cincinnati Bengals	John Paul Foschi
	Michael Johnson
Dallas Cowboys	Keith Brooking
	Tashard Choice
Detroit Lions	Will Heller
	Calvin Johnson
Houston Texans	Nick Ferguson
Indianapolis Colts	Philip Wheeler
Jacksonville Jaguars	Daryl Smith
Kansas City Chiefs	Mike Cox
Miami Dolphins	Andrew Gardner
New England Patriots	Gary Guyton
	Michael Matthews
New Orleans Saints	Anthony Hargrove
	Chris Reis
New York Giants	Gemis Wilkinson
Pittsburgh Steelers	Keyaron Fox
St. Louis Rams	James Butler
Seattle Seahawks	Mansfield Wrotto
Tampa Bay Bucs	Kelly Campbell
	Andrew Economos

GEORGIA TECH ON TV/RADIO

"Georgia Tech Sports Today with Paul Johnson"
The weekly half-hour television show featuring Georgia Tech head football coach Paul Johnson and co-host Wes Durham will air on CSS (Comcast Sports Southeast), Friday afternoons at 4:30 p.m. Show dates: Oct. 30, Nov. 6, Nov. 13, Nov. 20, and Dec. 4.

The show also airs on Sports South on Fridays at 6:30 p.m. and replay again on Saturdays at 11 a.m.

The show is produced by ISP Sports in cooperation with BVA.

Georgia Tech Football Replays

Each week Yellow Jacket fans can enjoy a two-hour replay of Georgia Tech's previous game on CSS.

Three Games On National Radio

Three Georgia Tech games were tagged for national radio. The Clemson (Sept. 10) and Miami (Sept. 17) games were on the ACC/ISP national radio package. The Oct. 17 Virginia Tech game was on ESPN Radio.

COACHING LOCATION DURING GAMES

Sideline

Paul Johnson, Head Coach
Jeff Monken, A-Backs
Todd Spencer, co-Offensive Line
Charles Kelly, Cornerbacks
Brian Jean-Mary, Linebackers

Press Box

Brian Bohannon, B-backs/Quarterbacks
Mike Sewak, co-Offensive Line
Al "Buzz" Preston, Wide Receivers
Dave Wommack, Defensive Coordinator
Giff Smith, Defensive Line

MISCELLANEOUS STATISTICS

Opponent	Captain	Captain	Captain	Coin Toss	Kickoff/Receive	Tech's First Possession	Game Time	Game Length	Jerseys	Pants	Result
Jacksonville State	Cord Howard	Sedric Griffin	Martin Frierson	JSU	Receive	Touchdown	1:00	2:55	White	Gold	W, 37-17
Clemson	Sellers/Voss	Jason Hill	Jonathan Malone	Clem	Kickoff	Interception	7:45	3:22	White	White	W, 30-27
at Miami	Morgan Burnett	Derrick Morgan	Josh Nesbitt	Miami	Receive	Field Goal	7:45	3:06	White	White	L, 17-33
North Carolina	Morgan Burnett	Derrick Morgan	Josh Nesbitt	UNC	Kickoff	Touchdown	12:10	2:57	White	Gold	W, 24-7
at Mississippi State	Morgan Burnett	Derrick Morgan	Josh Nesbitt	MSU	Kickoff	Touchdown	7:35	3:14	White	White	W, 42-31
at Florida State	Morgan Burnett	Derrick Morgan	Josh Nesbitt	GT	Kickoff	Touchdown	8:01	4:44	White	White	W, 49-44
Virginia Tech	Morgan Burnett	Derrick Morgan	Josh Nesbitt	GT	Kickoff	Punt	6:01	2:57	White	Gold	W, 28-23
at Virginia	Morgan Burnett	Derrick Morgan	Josh Nesbitt	UVA	Kickoff	Punt	12:10	2:56	White	White	W, 34-9
at Vanderbilt	Morgan Burnett	Derrick Morgan	Josh Nesbitt	Vandy	Receive	Touchdown	6:35	3:20	White	White	W, 56-31
Wake Forest	Morgan Burnett	Derrick Morgan	Josh Nesbitt	Wake	Receive	Field Goal	3:35	3:25	Gold	White (ot)	W, 30-27
at Duke	Morgan Burnett	Derrick Morgan	Josh Nesbitt	GT	Kickoff	Punt	12:00	3:03	White	White	W, 49-10
Georgia											

How About Those Jackets?

The perception is that Virginia Tech has dominated the ACC recently. And certainly, the Hokies have enjoyed great success, winning ACC championships in each of the last two seasons.

But how about some credit for Georgia Tech?

Over the last four seasons combined, Georgia Tech and Virginia Tech are tied for the most ACC wins (23).

On This Date In Tech History

Georgia Tech is 6-9 all-time when playing on November 28th, including a 3-8 record against Georgia. Tech has only faced three teams on this date – Georgia, Auburn and Clemson.

- Nov. 28, 1998 – Tech 21, Georgia 19, in Athens. Brad Chambers' 35-yard field goal in the final seconds ended a seven-game losing streak to UGA.

- Nov. 28, 1929 – Tech 19, Auburn 6, Meeting every year on Thanksgiving between 1915 and 1929, Tech won the final Turkey Day battle.

NOVEMBER 28 IN TECH HISTORY

Year	Result	Opponent
1998	aW 21-19	Georgia
1992	aL 17-31	Georgia
1987	hL 16-30	Georgia
1981	hL 7-44	Georgia
1970	aW 17-7	Georgia
1964	aL 0-7	Georgia
1959	hL 14-21	Georgia
1953	hW 28-12	Georgia
1942	aL 0-34	Georgia
1936	aL 6-16	Georgia
1931	aL 6-35	Georgia
1929	hW 19-6	Auburn (Thanksgiving)
1918	hW 41-0	Auburn (Thanksgiving)
1912	hW 23-0	Clemson (Thanksgiving)
1907	hL 5-6	Clemson (Thanksgiving, Ponce de Leon)

Georgia Tech One Of The Nation's Youngest Teams

- There are only six scholarship seniors on the 2009 roster: CB **Martin Frierson**, LB **Sedric Griffin**, DT **Jason Hill**, OG **Cord Howard**, OT **Brad Sellers** and C **Dan Voss**. There are also four non-scholarship seniors on the roster.

- Three seniors – Howard, Sellers and Griffin – are starters.

- Every Tech touchdown in 2009 has been recorded by non-seniors.

- Seven true freshmen have seen action in 2009. Three – defensive end **Izaak Cross**, linebacker **Julian Burnett** and wide receiver **Stephen Hill** – have started at least one game.

Tech by Class	Scholarship	Non-Scholarship	Total
Seniors	.6	.4	1.0
Juniors	.22	.7	.29
Sophomores	.17	.8	.25
RS Freshmen	.14	.9	.23
True Freshmen	.21	.17	.38
TOTAL	.80		

Fewest Seniors

Boise State	.4
South Carolina	.9
Duke	.9
Georgia Tech	.10
Miami	.11
UConn	.12
TCU	.13
Middle Tennessee	.13

Most Seniors

Navy	.32
Troy	.31
East Carolina	.28
Kansas State	.28
San Jose State	.28
Syracuse	.25
UTEP	.25
Wake Forest	.24

Seven True Freshmen Have Seen Action In 2009

Head coach **Paul Johnson** always says that he will get his best players on the field, regardless of class. That holds true in 2009 as seven true freshmen (six on scholarship) have seen

action.

- Julian Burnett** (LB) started two games and ranks eighth on the team in tackles (33) despite missing the Virginia game with an injury.

- Orwin Smith** averages 71.5 all-purpose yards per game, and 25.3 yards on 29 kickoff returns.

- Stephen Hill** made his first career start Sept. 26 vs. North Carolina. He has five receptions for 129 yards and one touchdown, and four carries for 58 yards and one touchdown.

- Jamea Thomas**, the back-up to Morgan Burnett at safety, has seven tackles and a fumble recovery.

- Rod Sweeting** has emerged as a top back-up at cornerback, is a key part of the nickel package, and has seven tackles.

- Izaak Cross** started two October games, has eight tackles, 2.5 tackles for loss and a fumble recovery.

- Tyler Morgan**, a non-scholarship player, took over long-snapping duties Sept. 26.

Here's a look at the true freshmen who have played the last three seasons:

2007	2008	2009
Scott Blair	Tyler Melton	Julian Burnett
Morgan Burnett	Embry Peeples	Izaak Cross
Mario Butler	Rashaad Reid	Stephen Hill
D.J. Donley	Jaybo Shaw	Tyler Morgan
Jonathan Dwyer	Steven Sylvester	Orwin Smith
Brad Jefferson	Cooper Taylor	Rod Sweeting
Derrick Morgan	Marcus Wright	Jamea Thomas
Josh Nesbitt		

Just How Far Can Hill Jump?

Georgia Tech true freshman **Stephen Hill**, as a high school senior, broke the state record in the long jump with a leap of 25 feet, 8 3/4 inches. Still not impressed? Consider:

- The previous record of 25' 6" was held by Christian Taylor, who is a sophomore at Florida. Taylor won the NCAA indoor national championship in the triple jump last year.

- Hill's long jump would have won the 2009 ACC Outdoor championship by 2.75 inches.

- If Hill would have participated in the most recent Olympics, he would have finished tied for ninth. The gold-medal jump was 27' 4 1/2" by Irving Saladino of Panama.

Three Transfers Are Key For Tech

Three transfers are playing key roles for Georgia Tech in 2009.

Junior A-back **Anthony Allen** (Louisville) is starting, ranks third on the team in rushing (50.0 ypg), and he has scored six touchdowns.

Junior wide receiver **Kevin Cone** (Shorter) started the first two games of the season and is currently out with a broken ankle.

Junior B-back **Preston Lyons** (Colgate) is the top back-up to Jonathan Dwyer and has rushed for 129 yards and one touchdown.

Tarrant, Lyons Shake Off Rust

Sophomore cornerback **Jerrard Tarrant** and junior B-back **Preston Lyons** are playing in football games for the first time since 2006.

Tarrant came to the Flats in 2007 and red-shirted as a true freshman. He was suspended the entire 2008 season.

Lyons redshirted as a true freshman at Colgate in 2007, transferred to Tech, and sat out the 2008 season under NCAA transfer rules.

Tech Now Above .500 In Overtime

Georgia Tech's 30-27 victory over Wake Forest (Nov. 7) was its first overtime game since

2009 GAMES MISSED WITH INJURIES

Kyle Jackson, Jr., LB	11
Robert Hall, Jr., DE	8
Cooper Taylor, Jr., S	8
Tyler Melton, So., WR	4
Jaybo Shaw, So., QB	4
Anthony Egbuniwe, Jr., DE	2
Austin Barrick, Jr., OT	2
Julian Burnett, Fr., LB	1
Roddy Jones, So., RB	1
Jason Peters, So., DT	1
Dominique Reese, Jr., S	1

LONGEST RUNS IN TECH HISTORY

88 (td)	Jonathan Dwyer	Mississippi St., 2008
87 (td)	Bob McCoy	Citadel, 1948
86 (td)	Gerry Bussell	Georgia, 1962
85 (td)	Jonathan Dwyer	North Carolina, 2008
85 (td)	Morris Harrison	Citadel, 1947
83 (td)	Robert Lavette	Navy, 1981
82 (td)	Anthony Allen	Clemson, 2009
82 (td)	Buck Flowers	Georgetown, 1920
80 (td)	Eddie Lee Ivery	Air Force, 1978
79 (td)	Jerry Mays	NC State, 1986
77 (td)	Bill Teas	LSU, 1954
75 (td)	Jimmy Lincoln	Furman, 1993
74 (td)	Jonathan Dwyer	Jacksonville State, 2009

2009 PRESEASON HONORS

Morgan Burnett (Jr., S)

First team preseason All-ACC
 Preseason second team All-American (CBS Sports)
 Preseason second team All-American (NBC)
 Preseason second team All-American (Phil Steele Magazine)
 Preseason second team All-ACC (The Kickoff)
 Preseason first team All-ACC (Phil Steele Magazine)
 Preseason No. 7-ranked player in the ACC (ESPN.com)
 Jim Thorpe Award Watch List
 Bronko Nagurski Award Watch List

Jonathan Dwyer (Jr., RB)

ACC Preseason Player of the Year
 First team preseason All-ACC
 Preseason first team All-American (Sporting News)
 Preseason first team All-American (Phil Steele Magazine)
 Preseason first team All-American (NBC)
 Preseason first team All-American (ESPN.com)
 Preseason first team All-American (Sports Illustrated)
 Preseason first team All-American (CBS Sports)
 Preseason first team All-ACC (Phil Steele Magazine)
 Preseason No. 2-ranked player in the ACC (ESPN.com)
 No. 2-ranked running back nationally (Rivals)
 No. 13-ranked player nationally (Sporting News)
 Doak Walker Award Watch List
 Walter Camp National Player of the Year Watch List

Cord Howard (Sr., OL)

Preseason third team All-ACC (Phil Steele Magazine)
 No. 8-ranked offensive guard nationally (Lindy's)

Derrick Morgan (Jr., DE)

Preseason first team All-ACC (Phil Steele Magazine)
 Preseason No. 10-ranked player in the ACC (ESPN.com)
 Rotary Lombardi Award Watch List
 Ted Hendricks Defensive End of the Year Award Watch List

Josh Nesbitt (Jr., QB)

Davey O'Brien Award Watch List

Demaryius Thomas (Jr., WR)

First team preseason All-ACC
 Preseason first team All-ACC (Phil Steele Magazine)

GEORGIA TECH TEAM SEASON BESTS

MOST WINS

Year	W-L
1952	12-0
1990	11-0-1
1951	11-0-1
2009	10-1
1998	10-2
1956	10-1
1947	10-1
1928	10-0

MOST ACC WINS

Year	W-L
2009	7-1
2006	7-1
1998	7-1
1990	6-0-1
2000	6-2
2008	5-3
2005	5-3
1999	5-3
1997	5-3
1995	5-3
1991	5-2
1985	5-1

TOTAL OFFENSE

Year	G	Yards	PG
1999	11	5,599	509.0
2009	11	4,946	449.6
2000	11	4,789	435.4
2001	12	5,015	417.9
1984	11	4,556	414.3
1993	11	4,398	399.8
1990	11	4,334	394.0
1998	11	4,276	388.7
1991	12	4,651	387.6
2007	13	5,004	384.9

SCORING OFFENSE

Year	G	Pts	PG
1918	7	462	66.0
1917	9	491	54.5
1916	9	421	46.8
1999	11	448	40.7
1921	9	360	40.0
2009	11	396	36.0
1998	11	391	35.5
1920	9	312	34.7
2000	11	372	33.8
2001	12	381	31.8

RUSHING OFFENSE

Year	G	Yards	PG
1975	11	3,637	329.7
2009	11	3,455	314.1
1974	11	3,162	287.5
1977	11	3,153	286.8
2008	13	3,552	273.2
1976	11	2,689	244.5
1952	12	2,848	237.3
1984	11	2,585	235.0
1999	11	2,482	225.6
1956	10	2,249	224.9

Sept. 23, 2003 when the Yellow Jackets beat Vanderbilt, 24-17, in Nashville.

Tech is 4-3 all-time in overtime games.

The Captains

Three season captains were named Sept. 13 as voted on by the players:

- Morgan Burnett, Jr., S
- Josh Nesbitt, Jr., QB
- Derrick Morgan, Jr., DE

Tech's Pat Swilling Heading To NFF Hall Of Fame

Former Georgia Tech football All-American Pat Swilling, a leader of the Yellow Jackets' "Black Watch" defense of the mid-1980s, will be inducted into the College Football Hall of Fame in December.

Swilling played four seasons (1982-85) at Georgia Tech under head coach Bill Curry. A first team All-American and first team All-ACC selection in 1985, Swilling owns Georgia Tech records for sacks in one game (7 vs. NC State in 1985) and sacks in one season (15 in 1985). He finished his career with 285 total tackles, the second-most in school history, and 23 sacks, the fifth-most in Tech history.

NFF College Hall Of Fame Representatives

15	Georgia Tech	6	Clemson
11	Duke	6	Florida State
8	Boston College	6	Miami
8	Maryland	6	Virginia Tech
7	North Carolina	4	NC State
7	Virginia		

Tech's 434 Wins In Bobby Dodd Stadium Ranks First

No team in college football has won more games in its current facility than Georgia Tech. The Yellow Jackets are 434-179-21 all-time in Bobby Dodd Stadium.

Most Wins In Current Home Stadium

434	Georgia Tech	Bobby Dodd Stadium
427	Tennessee	Neyland Stadium
406	Southern California	Los Angeles Coliseum

Scott Blair Should Retire Now

At least as a quarterback. Tech's junior kicker **Scott Blair** completed his only career passing attempt Sept. 10 against Clemson – a 34-yard

touchdown pass to Demaryius Thomas. If Blair never throws another pass, his career pass efficiency rating would be 715.6.

Oh, Brother

Several Yellow Jackets have brothers who are playing college or pro sports:

- **Quentin Sims** (r-Fr., WR) – brother, Damon, is a true freshman linebacker at Indiana.
- **Roddy Jones** (r-So., AB) – brother, Darius, is a running back at Air Force.
- **Malcolm Munroe** (r-Fr., LB) – brother, Damian, is a senior safety at Florida.
- **Jason Davis** (Sr., DB) – brother, Brandon, is a sophomore running back at Central Florida.
- **Kevin Cone** (r-Jr., WR) – brother, Zach, is a sophomore baseball player at Georgia.
- **Lucas Cox** (Jr., RB) – brother is Michael Cox, a fullback for the Kansas City Chiefs.

Georgia Tech Bloodlines

- **Quentin Sims** (r-Fr., WR) – father is Fred Sims, who was a running back at Oklahoma in the early 80s.
- **Brandon Leslie** (r-Fr., S) – cousin of former NFL running back Lckey Woods.
- **Cooper Taylor** (So., LB) – father, Jim Bob Taylor, played quarterback at Georgia Tech and later for the Baltimore Colts.
- **Kevin Cone** (r-Jr., WR) – father, Ronny Cone, played football at Tech from 1979-83 and later with the New York Jets.

Durham's 15th Year Behind The Tech Microphone

Wes Durham enters his 15th season as the radio play-by-play voice for Yellow Jacket football and men's basketball.

The award-winning broadcaster called his 175th Yellow Jacket football game when Tech hosted Clemson Sept. 10.

Eddie Lee Ivery Will Be Tech's "Legend" At ACC Championship

Eddie Lee Ivery, who set an NCAA rushing record with 356 yards at Air Force in 1978, will be Georgia Tech's "Legend" at the Dec. 5 ACC Championship Game in Tampa, Fla.

ACC BOWL PARTNERS

Date	Bowl Game
Dec. 26	Emerald Bowl San Francisco ESPN/8:00 p.m.
Dec. 26	Meineke Car Care Bowl Charlotte ESPN/4:30 pm
Dec. 27	Gaylord Hotels Music City Bowl Nashville ESPN/8:15 pm
Dec. 29	EagleBank Bowl Washington, DC ESPN/4:30 pm
Dec. 29	Champs Sports Bowl Orlando, Fla. ESPN/8:00 pm
Dec. 31	Chick-fil-A Bowl Atlanta ESPN/7:30 pm
Jan. 1	Konica Minolta Gator Bowl Jacksonville, Fla. CBS/1:00 pm
Jan. 5	FedEx Orange Bowl Miami, Fla. FOX/8:00 pm
Jan. 6	GMAC Bowl Mobile, Ala. ESPN/7:00 pm

Selection Order

1. BCS
2. Chick-fil-A Bowl
3. Konica Minolta Gator Bowl
4. Champs Sports Bowl
- 5-7. Gaylord Hotels Music City Bowl
- 5-7. Meineke Car Care Bowl
- 5-7. Emerald Bowl
8. EagleBank Bowl
9. GMAC Bowl

THEY ATTENDED GEORGIA TECH

Derrick Adkins, 1996 Olympic gold medalist (track)
Ivan Allen, Jr., former Atlanta mayor
Ron Allen, former chairman, president & CEO of Delta Airlines
Gil Amelio, former chairman and CEO of Apple
Chris Bosh, NBA center and 2008 Olympic Gold Medalist
Jimmy Carter, former President of the United States
Stewart Cink, PGA golfer
Nancy Jan Davis, astronaut
David Duval, professional golfer
Jeff Foxworthy, comedian
Nomar Garciaparra, Major League Baseball
Matt Harpring, NBA forward
Calvin Johnson, Detroit Lions wide receiver
Bobby Jones, winner of 1930 grand slam of golf
Roy LeCraw, former Atlanta mayor
Mark Lee, guitarist for Christian band, Third Day
Edith Martin, CEO of Eastman Kodak and former Undersecretary of Defense
Shirley S. Mewborn, vice-president for Southern Engineering Company of Georgia
Derek Mills, 1996 Olympic gold medalist (track)
Kary Mullis, Nobel Prize winner in chemistry
Arthur Murray, famous dance instructor
Sam Nunn, former U.S. Senator
Micah Owings, Major League Baseball
John Portman, internationally renowned architect
James D. Robinson, Director of the Coca-Cola Company
John Salley, former NBA center - TV show host
Angelo Taylor, 2008 Olympic gold medalist
Mark Teixeira, Major League Baseball
Dick Truly, Astronaut - former NASA head
Jason Varitek, Major League Baseball
Ken Whisenhunt, Arizona Cardinals head coach
John Young, first pace shuttle commander

YELLOW JACKET BIRTHDAYS

November 24, 1987Lucas Cox
November 27, 1988Alex Walker
November 28, 1988Albert Rocker
November 28, 1989Marcus Wright
December 4, 1988Correy Earls
December 9, 1990Ray Beno
December 9, 1990Tyler Kidney
December 11, 1989Rashaad Reid

Paul Johnson

Head Coach / 2nd Year at Georgia Tech
19-5 (2 seasons) / 126-44 (13 seasons overall)



Paul "Bear" Bryant National Coach of the Year Candidate

► Paul Johnson, the 2008 ACC Coach of the Year and CBSports.com National Coach of the Year, is in his second season at Georgia Tech.

► A 1979 Western Carolina graduate, Johnson previously coached at Navy for six seasons, compiling a record of 45-29 and leading the Midshipmen to five consecutive Commander-in-Chief's Trophies.

► Before arriving at Navy, Johnson coached five seasons at Georgia Southern, from 1997-2001, compiling a 62-10 (.861) record. He won two straight NCAA I-AA national championships (1999, 2000) and five straight Southern Conference titles.

► After a 2-10 record in his first season at Navy (2002), Johnson has led Navy and Georgia Tech to a combined six consecutive winning seasons and six straight bowl games.

► Sports Illustrated projected Georgia Tech to win just three games in 2008, Johnson's first season on the Flats. Johnson, however, led the Yellow Jackets to nine wins, a share of the ACC Coastal Division title, a No. 22 national ranking, and an appearance in the Chick-fil-A Bowl.

► Johnson's first-year success at Georgia Tech is even more remarkable because the 2008 Yellow Jackets, one of college football's youngest teams, had to learn completely new offensive and defensive schemes.

JOHNSON'S AS A HEAD COACH

JOHNSON YEAR-BY-YEAR

Year	School	W-L	Pct.	
2009	Georgia Tech	10-1	.909	
2008	Georgia Tech	9-4	.692	Chick-fil-A Bowl
2007	Navy	8-4	.667	Poinsettia Bowl (Johnson did not coach in bowl game)
2006	Navy	9-4	.692	Meineke Car Care Bowl
2005	Navy	8-4	.667	Poinsettia Bowl Champions
2004	Navy	10-2	.833	Emerald Bowl Champions
2003	Navy	8-5	.615	EV1.net Houston Bowl
2002	Navy	2-10	.167	
2001	Georgia Southern	12-2	.857	Southern Conference Champions
2000	Georgia Southern	13-2	.867	Southern Conference Champions/I-AA National Champion
1999	Georgia Southern	13-2	.867	Southern Conference Champions/I-AA National Champion
1998	Georgia Southern	14-1	.933	Southern Conference Champions/I-AA Runner-Up
1997	Georgia Southern	10-3	.769	Southern Conference Champions
GSU Totals (5 seasons)		62-10	.861	
Navy Totals (6 seasons)		45-29	.608	
Georgia Tech Totals (2)		19-5	.792	
Career (13 seasons)		126-44	.741	

WINNINGEST ACTIVE FOOTBALL BOWL SUBDIVISION COACHES

By Percentage, minimum of five full years as a head coach

Rk.	Coach	2009	Record	Win %
1.	Urban Meyer (Florida)	11-0	94-17	.847
2.	Pete Carroll (USC)	7-3	95-18	.841
3.	Bob Stoops (Oklahoma)	6-5	115-29	.799
4.	Mark Richt (Georgia)	6-5	88-27	.765
5.	Gary Patterson (TCU)	11-0	84-27	.757
6.	Joe Paterno (Penn State)	10-2	393-129-3	.751
7.	Bobby Bowden (Florida State)	6-5	388-128-4	.750
8.	Brian Kelly (Cincinnati)	10-0	169-57-2	.746
9.	Jim Tressel (Ohio State)	10-2	228-78-2	.744
10.	*Paul Johnson (Georgia Tech)	10-1	126-44	.741

MOST VICTORIES IN FIRST 13 SEASONS AS COACH All-Time / Football Bowl Subdivision

Rk.	Coach	Years	Record
1.	Tom Osborne, Nebraska	1973-85	127-30-2
2.	*Paul Johnson, GSU, Navy, GA Tech	1997-09	126-44-0
3.	Barry Switzer, Oklahoma	1973-85	125-24-4
4.	Phillip Fulmer, Tennessee	1992-04	123-31-0
	Joe Paterno, Penn State	1966-78	123-25-1
6.	Steve Spurrier, Duke, Florida	1987-99	122-35-2
	Lloyd Carr, Michigan	1995-07	122-39-0
8.	Bud Wilkinson, Oklahoma	1947-59	121-13-3
9.	Amos Alonzo Stagg, Springfield, Chicago	1889-1902	118-45-12
	LaVell Edwards, BYU	1972-84	118-37-1

TECH COACHES BY WINNING PERCENTAGE

Coach	Years	W-L-T	Pct.
Paul Johnson	2008-*	19-5-0	.792
John Heisman	1904-19	102-29-7	.779
Bobby Dodd	1945-66	165-64-8	.713
George O'Leary	1994-01	52-33-0	.612
William Alexander	1920-44	134-95-15	.580
Chan Gailey	2002-07	44-32-0	.579

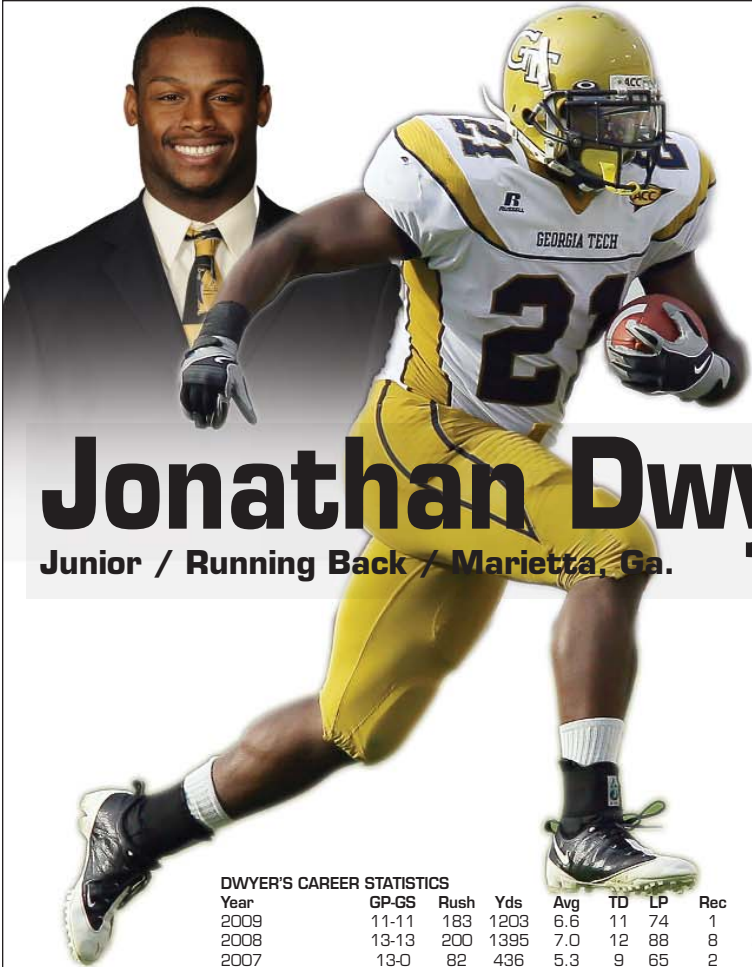
JOHNSON'S RECORD

	At Tech	*Total
overall	19-5	64-34
playing at home	11-1	31-13
playing on the road	8-3	24-14
playing at a neutral site	0-1	9-7
in bowl games	0-1	2-3
in overtime	1-0	3-2
more than 7 days to prepare	7-1	25-9
in August	1-0	4-0
in September	5-2	17-12
in October	8-1	19-12
in November	5-1	16-7
in December	0-1	8-3
outrushing opponent	19-4	64-23
when rushing for 300 yards	10-1	44-10
when rushing for 400 yards	6-0	17-1
outrushed by opponent	0-1	0-11
when allowing 300 yards rushing	0-0	0-1
outpassing opponent	2-1	7-5
when passing for 300 yards	0-0	0-1
outpassed by opponent	17-4	56-29
when allowing 300 yards passing	2-0	7-5
when allowing 400 yards passing	1-0	4-2
more total offense than opponent	13-2	52-11
when having 400+ total offense	11-1	40-10
when having 500+ total offense	5-0	16-3
less total offense than opponent	6-3	12-23
when allowing 400+ total offense	3-1	12-22
when allowing 500+ total offense	1-0	5-8
committing fewer turnovers	9-0	34-4
committing more turnovers	4-3	16-25
turnovers are even	6-2	14-5
0-30:00 of time of possession	7-4	36-22
30:01-plus of time of possession	12-1	28-12
scoring first	13-2	38-11
opponent scores first	6-3	26-22
leading after the 1st quarter	10-2	36-9
trailing after the 1st quarter	4-3	14-17
tied after the 1st quarter	5-0	14-8
leading at halftime	14-1	45-4
trailing at halftime	4-4	11-25
tied at halftime	1-0	8-5
leading after the 3rd quarter	16-0	55-4
trailing after the 3rd quarter	2-5	7-27
tied after the 3rd quarter	1-0	2-3
scoring 0-10 points	1-1	1-8
scoring 11-20 points	1-4	2-10
scoring 21-30 points	5-0	19-12
scoring 31-40 points	4-0	19-3
scoring 41-plus points	7-0	22-1
opponent scores 0-10 points	6-0	16-0
opponent scores 11-20 points	4-1	19-3
opponent scores 21-30 points	5-2	19-10
opponent scores 31-40 points	2-2	4-8
opponent scores 41-plus points	2-0	6-13
individual 100-yard rusher	14-2	48-12
with two 100-yard rushers	3-0	14-2
opponent 100-yard rusher	4-1	15-15
opponent with 2 100-yard rushers	0-0	0-0

* Total includes Johnson's six seasons at Navy and first two seasons at Georgia Tech

TECH: CONFERENCE COACH OF THE YEAR

Year	Coach	Conference
2008	Paul Johnson	ACC
2000	George O'Leary	ACC
1998	George O'Leary	ACC
1990	Bobby Ross	ACC
1985	Bill Curry	ACC
1952	Bobby Dodd	SEC
1951	Bobby Dodd	SEC
1939	Bill Alexander	SEC



Jonathan Dwyer

Junior / Running Back / Marietta, Ga.

DWYER'S CAREER STATISTICS

Year	GP-GS	Rush	Yds	Avg	TD	LP	Rec	Yds	Avg	TD	LP
2009	11-11	183	1203	6.6	11	74	1	11	0.0	0	0
2008	13-13	200	1395	7.0	12	88	8	209	26.1	1	79
2007	13-0	82	436	5.3	9	65	2	17	8.5	0	9
TOTAL	37-24	465	3034	6.5	32	88	11	237	21.5	1	79
Kick Returns	Att	Yds	Avg	TD	LP	APY					
2009	0	0	0.0	0	0	1214					
2008	8	171	21.4	0	52	1775					
2007	14	306	21.9	0	35	759					
TOTAL	22	477	21.7	0	52	3,748					

CAREER HIGHS

Rushing Attempts: 25 at Virginia, Oct. 24, 2009
Yards Rushing: 189 vs. Wake Forest, Nov. 7, 2009
Longest Rush: 88 (TD) vs. Mississippi State, Sept. 20, 2008 (school record)
TD Rushing: 3 vs. Samford, Sept. 8, 2007, 3 at Vanderbilt, Oct. 31, 2009
Receptions: 3 vs. Louisiana State, Dec. 31, 2008
Yards Receiving: 79 vs. Gardner-Webb, Oct. 11, 2008
Longest Reception: 79 (TD) vs. Gardner-Webb, Oct. 11, 2008
TD Receptions: 1 vs. Gardner-Webb, Oct. 11, 2008
Kick Returns: 3, four times
Kick Return Yards: 97 at Boston College, Sept. 6, 2008
Long Return: 52 at Boston College, Sept. 6, 2008
All-Purpose Yards: 205 at Boston College, Sept. 6, 2008

2009 GAME-BY-GAME

	Rush	Yds	Avg	TD	LP	Rec	Yds	Avg	TD	LP
Jacksonville State*	7	95	13.6	2	74	0	0	0.0	0	0
Clemson*	18	66	3.7	0	17	0	0	0.0	0	0
at Miami*	5	7	1.4	0	5	0	0	0.0	0	0
North Carolina*	19	158	8.3	0	39	0	0	0.0	0	0
at Mississippi State*	16	83	5.2	1	13	0	0	0.0	0	0
at Florida State*	14	102	7.3	2	69	1	11	11.0	0	11
Virginia Tech*	20	82	4.1	0	33	0	0	0.0	0	0
at Virginia*	25	125	5.0	0	32	0	0	0.0	0	0
at Vanderbilt*	22	186	8.5	3	41	0	0	0.0	0	0
Wake Forest*	23	189	8.2	1	59	0	0	0.0	0	0
at Duke*	14	110	7.9	2	46	0	0	0.0	0	0

2008 GAME-BY-GAME

	Rush	Yds	Avg	TD	LP	Rec	Yds	Avg	TD	LP
Jacksonville State*	11	112	10.2	2	37	1	5	5.0	0	5
at Boston College*	18	108	6.0	1	43	0	0	0.0	0	0
at Virginia Tech*	10	28	2.8	0	10	0	0	0.0	0	0
Mississippi State*	9	141	15.7	1	88	1	20	20.0	0	20
Duke*	23	159	6.9	0	36	0	0	0.0	0	0
Gardner-Webb*	16	27	1.7	0	7	1	79	79.0	1	79
at Clemson*	21	109	5.2	0	31	0	0	0.0	0	0
Virginia*	17	70	4.1	1	12	1	9	9.0	0	9
Florida State*	13	145	11.2	2	66	1	30	30.0	0	30
at North Carolina*	22	157	7.1	1	85	0	0	0.0	0	0
Miami*	10	128	12.8	2	58	0	0	0.0	0	0
at Georgia*	20	144	7.2	2	60	0	0	0.0	0	0
vs. Louisiana State*	10	67	6.7	0	39	3	66	22.0	0	40

DWYER IN THE RECORD BOOKS

Career Rushing Yards

Player	Years	Yards
1. Robert Lavette	1981-84	4,066
2. Jerry Mays	1985-89	3,699
3. Eddie Lee Ivery	1975-78	3,517
4. Tashard Choice	2005-07	3,365
5. P.J. Daniels	2002-05	3,346
6. Jonathan Dwyer	2007-**	3,034

Career Rushing Attempts

Player	Years	Att
1. Robert Lavette	1981-84	914
6. Eddie Lee Ivery	1975-78	609
7. C.J. Williams	1994-96	539
8. Joe Hamilton	1996-99	501
9. Reggie Ball	2003-06	495
10. Jonathan Dwyer	2007-**	465

Career Rushing Touchdowns

Player	Years	TD
1. Robert Lavette	1981-84	45
2. Jonathan Dwyer	2007-**	32
3. Joe Burns	1998-01	31
4. Tashard Choice	2005-07	28
5. P.J. Daniels	2002-05	23
6. Eddie Lee Ivery	1975-78	22
Leon Hardeman	1951-53	22

Career 100-Yard Rushing Games

Player	Years	G
1. Robert Lavette	1981-84	18
Tashard Choice	2005-07	18
3. Jonathan Dwyer	2007-**	16
P.J. Daniels	2002-05	16
5. Jerry Mays	1985-89	15
6. Eddie Lee Ivery	1975-78	14

Career Total Offense

Player, Pos.	Years	Yards
1. Joe Hamilton, QB	1996-99	10,640
12. Tashard Choice, RB	2005-07	3,382
13. P.J. Daniels, RB	2002-05	3,359
14. Kim King, QB	1965-67	3,269
15. Billy Lothridge, QB	1961-63	3,140
16. Jonathan Dwyer	2007-**	3,034

Career All-Purpose Yards

Player	Years	Total
1. Robert Lavette	1981-84	5,393
3. Kelly Campbell	1998-01	4,472
4. Eddie Lee Ivery	1975-78	4,324
5. P.J. Daniels	2002-05	3,949
6. Drew Hill	1975-78	3,815
7. Charlie Rogers	1995-98	3,693
8. Jonathan Dwyer	2007-**	3,748

Career Scoring

Player, Pos.	Years	TP
1. Luke Manget, K	1999-02	322
2. Travis Bell, K	2004-07	321
3. Scott Sisson, K	1989-92	299
4. Robert Lavette, RB	1981-84	276
5. Joe Burns, RB	1998-01	206
6. Billy Lothridge, QB-K	1961-63	204
7. Jonathan Dwyer, RB	2007-**	200
8. Calvin Johnson, WR	2004-06	174

Career Touchdowns

Player	Years	TD
1. Robert Lavette	1981-84	46
2. Joe Burns	1998-01	34
3. Jonathan Dwyer	2007-**	33
4. Calvin Johnson	2004-06	29
5. Tashard Choice	2005-07	28
Jerry Mays	1985-89	28

Consecutive 100-Yard Games

Player	Year(s)	G
1. Tashard Choice	2006-07	9
2. Eddie Lee Ivery	1978	7
3. Jonathan Dwyer	2009	4
Jonathan Dwyer	2008	4
Tony Hollings	2002	4
P.J. Daniels	2004-05	4

▲ 2009 Heisman Trophy Candidate
 ▲ 2009 Walter Camp National Player of the Year Candidate
 ▲ 2009 Doak Walker Award Semifinalist

Dwyer By The Numbers

- 0** Games missed in two-plus seasons because of injury
- 3** Tech players named ACC Player of the Year – Dwyer, Johnson, Hamilton
- 3** Of the 13 longest rushing attempts in Tech history belong to Dwyer
- 3** Straight years a Tech player has led the ACC in rushing
- 6** Dwyer already ranks sixth on Tech's all-time career rushing list
- 6.5** Yards per carry Dwyer is averaging for his career
- 10** Career games with two or more touchdowns
- 16** Career 100-yard rushing games including six in 2009
- 21** Ranks 21st in the nation in rushing in 2009 (109.4 ypg)
- 32** Career rushing touchdowns, which ranks second in Tech history
- 32** Carries of 20 yards or more over the last two seasons combined
- 33** Career total touchdowns, which ranks third in Tech history
- 66** Rushing yards needed to reach 3,100 for his career
- 74** Yards Dwyer ran for a touchdown on his first carry of the 2009 season.
- 88** Yard run vs. Mississippi State last season; the longest in Tech history
- 186** Yards Dwyer rushed for at Vanderbilt on Oct. 31 (then a career-high)
- 189** Yards Dwyer rushed for the following week against Wake Forest (Nov. 7)

Dwyer In The Tech Record Books

Rk	Category	Total
1st	Season 100-Yard Games	(2008) 9
2nd	Season All-Purpose Yards	(2008) 1,775
2nd	Career Rushing TDs	32
2nd	Career Touchdowns	33
3rd	Season 100-Yard Games	16
3rd	Consecutive 100-Yd. Games	(2008) 4
3rd	Consecutive 100-Yd. Games	(2009) 4
4th	Season Rushing	(2008) 1,395
5th	Season Rushing TDs	(2008) 12
5th	Season Touchdowns	(2008) 13
6th	Career Rushing Yards	3,034
6th	Season Rushing YPG	(2009) 109.4
7th	Career Scoring	200
7th	Season 100-Yard Games	(2009) 6
8th	Season Rushing YPG	(2008) 107.3
8th	Career All-Purpose Yards	3,748
8th	Season Rushing Yards	(2009) 1,203
10th	Career Rushing Attempts	465
11th	Season Scoring	(2008) 80
11th	Season Rushing Touchdowns	(2009) 11
16th	Career Total Offense	3,034

Dwyer's 100-Yard Rushing Games

Yds	Opponent	Date
189	Wake Forest	Nov. 7, 2009
186	Vanderbilt	Oct. 31, 2009
159	Duke	Oct. 4, 2008
158	North Carolina	Sept. 26, 2009
157	North Carolina	Nov. 8, 2008
145	Florida State	Nov. 1, 2008
144	Georgia	Nov. 29, 2008
141	Mississippi State	Sept. 20, 2008
138	Samford	Sept. 8, 2007
128	Miami	Nov. 20, 2008
125	Virginia	Oct. 24, 2009
112	Jacksonville State	Aug. 28, 2008
110	Duke	Nov. 14, 2009
109	Clemson	Oct. 18, 2008
108	Boston College	Sept. 6, 2008
102	Florida State	Oct. 10, 2009

Dwyer Notebook

- Over the last eight games – all Tech wins – Dwyer has averaged 129.4 yards rushing (6.8 yards per carry) per game with nine touchdowns and six 100-yard performances.
- Over the last three games combined, Dwyer has rushed for 485 yards and six touchdowns.
- He is just the third player in Tech history to rush for 1,000 yards in consecutive seasons.
- He ranks third in the ACC and 21st nationally in rushing (109.4 ypg).
- Dwyer also ranks fifth in the ACC in touchdowns scored (11).

DWYER IN THE RECORD BOOKS

Season Rushing Yards

Player	Year	Yds
1. Eddie Lee Ivery	1978	1,562
2. Tashard Choice	2006	1,473
3. P.J. Daniels	2003	1,447
4. Jonathan Dwyer	2008	1,395
5. Tashard Choice	2007	1,379
6. Jerry Mays	1989	1,349
7. Robert Lavette	1982	1,208
8. Jonathan Dwyer	2009	1,203
9. Robert Lavette	1984	1,189
10. Joe Burns	2001	1,165
11. C.J. Williams	1995	1,138
12. Jerry Mays	1988	942

Season Rushing Attempts

Player	Year	Att
1. Tashard Choice	2006	297
2. P.J. Daniels	2003	283
3. Joe Burns	2001	282
4. Robert Lavette	1982	280
5. Eddie Lee Ivery	1978	267
6. Tashard Choice	2007	261
7. Robert Lavette	1984	260
8. Jerry Mays	1989	249
9. C.J. Williams	1995	245
10. Joe Burns	2000	220
11. Josh Nesbitt	2009	209
12. Lenny Snow	1966	202
nr. Jonathan Dwyer	2009	183

Season Rushing Yards Per Game

Player	Year	YPG
1. Eddie Lee Ivery	1978	142.0
2. Jerry Mays	1989	122.6
3. Tashard Choice	2007	114.9
4. P.J. Daniels	2003	111.3
5. Robert Lavette	1982	109.8
6. Jonathan Dwyer	2009	109.4
7. Robert Lavette	1984	108.1
8. Jonathan Dwyer	2008	107.3
9. Tashard Choice	2006	105.2

Season Rushing Touchdowns

Player	Year	TD
1. Robert Lavette	1982	19
2. Robert Lavette	1984	14
Joe Burns	2001	14
4. Josh Nesbitt	2009	13
Sean Gregory	1999	13
6. Jonathan Dwyer	2008	12
Tashard Choice	2006	12
Joe Burns	2000	12
C.J. Williams	1995	12
Lenny Snow	1966	12
11. Jonathan Dwyer	2009	11
Tony Hollings	2002	11

Season 100-Yard Games

Player	Year	G
1. Jonathan Dwyer	2008	9
Tashard Choice	2006	9
3. Tashard Choice	2007	8
Eddie Lee Ivery	1978	8
5. Robert Lavette	1982	7
Jerry Mays	1989	7
7. Jonathan Dwyer	2009	6
Five players		6

DWYER'S 2009 PRESEASON HONORS

- ▶ ACC Preseason Player of the Year
- ▶ First team preseason All-ACC
- ▶ Preseason first team All-American (Sporting News)
- ▶ Preseason first team All-American (Phil Steele Magazine)
- ▶ Preseason first team All-American (NBC)
- ▶ Preseason first team All-American (ESPN.com)
- ▶ Preseason first team All-American (Sports Illustrated)
- ▶ Preseason first team All-American (CBSSports.com)
- ▶ Preseason first team All-ACC (Phil Steele Magazine)
- ▶ Preseason No. 2-ranked player in the ACC (ESPN.com)
- ▶ No. 2-ranked running back nationally (Rivals)
- ▶ No. 13-ranked player nationally (Sporting News)
- ▶ Doak Walker Award Watch List
- ▶ Walter Camp National Player of the Year Watch List

DWYER'S CAREER HONORS

2008

- ▶ ACC Player of the Year
- ▶ ACC Player of the Year (Rivals)
- ▶ ACC Player of the Year (ACC Sports Journal)
- ▶ ACC Offensive Player of the Year
- ▶ ACC Offensive Player of the Year (Sporting News)
- ▶ ACC Offensive Player of the Year (ACC Sports Journal)
- ▶ First Team All-ACC
- ▶ First Team All-ACC (Rivals)
- ▶ First Team All-ACC (ACC Sports Journal)
- ▶ First Team All-America (Pro Football Weekly)
- ▶ Honorable Mention All-America (Sports Illustrated)
- ▶ ACC co-Offensive Back of the Week (Nov. 24)
- ▶ ACC Player of the Week (Rivals/Sept. 9)
- ▶ 2008 Doak Walker Award Watch List

2007

- ▶ 2007 ACC All-Freshman Team (Sporting News)
- ▶ 2007 ACC Rookie of the Week (Sept. 9)

TECH'S ACC PLAYERS OF THE YEAR

2008	Jonathan Dwyer	Running Back
2006	Calvin Johnson	Wide Receiver
1999	Joe Hamilton	Quarterback

ACC OFFENSIVE PLAYERS OF THE YEAR

2008	Jonathan Dwyer	RB	Georgia Tech
2007	Matt Ryan	QB	Boston College
2006	Calvin Johnson	WR	Georgia Tech
2005	Chris Barclay	RB	Wake Forest
2004	Bryan Randall	QB	Virginia Tech
2003	Philip Rivers	QB	NC State
2002	Matt Schaub	QB	Virginia
2001	Bruce Perry	RB	Maryland
2000	Chris Weinke	QB	Florida State
1999	Joe Hamilton	QB	Georgia Tech
1998	Torry Holt	WR	NC State
1997	Thad Busby	QB	Florida State
1996	Tiki Barber	RB	Virginia
1995	Danny Kanell	QB	Florida State
1994	Robert Baldwin	RB	Duke
1993	Charlie Ward	QB	Florida State

TECH'S HEISMAN TROPHY FINISHES

2006	Calvin Johnson	WR	10th
1999	Joe Hamilton	QB	2nd
1978	Eddie Lee Ivery	RB	8th
1963	Billy Lothridge	QB	2nd
1962	Billy Lothridge	QB	8th
1943	Eddie Prokop	RB	5th
1942	Clint Castleberry	RB	3rd

Morgan Burnett

Junior / Safety / College Park, Ga.

All-ACC Candidate

Jim Thorpe Award Candidate

Bronko Nagurski Award Candidate

- Junior **Morgan Burnett** has four interceptions this season – 1 vs. Jacksonville State, 2 vs. North Carolina, 1 vs. Virginia Tech.

- Burnett, with 14 career interceptions, has more INTs than any active player in the ACC.

- His 14 career INTs tie for the second-most in Georgia Tech history. He is just two interceptions shy of tying the school record of 16 held by Willie Clay (1988-91).

- He has recorded two interceptions in one game three times in his career.

- Burnett is leading Tech in interceptions for the third straight season. The last Yellow Jacket to lead the team in INTs three straight years was Jeremy Muires from 2000-02.

- He ranks tied for seventh in the ACC and tied for 32nd nationally in interceptions.

- Named ACC Defensive Back of the Week (Sept. 28).

- Recorded his 200th career tackle in the Wake Forest game (Nov. 7).

- Recorded nine tackles and a half-tackle for loss vs. Wake Forest (Nov. 7).

“Morgan Burnett already has the best hair in college football; he may also have the best hands.”

– Brad Nessler, ABC/ESPN (Aug. 28, 2009)

- Produced his fourth interception of the season, a pass break-up and four tackles in the win over fourth-ranked Virginia Tech (Oct. 17).

- Recorded seven solo tackles, recovered a fumble and broke up a pass at Mississippi State (Oct. 3).

- Burnett led the team in tackles and had two interceptions vs. North Carolina (Sept. 26).

- Burnett had eight tackles, including six solo tackles, at Miami (Sept. 17).

- Named by his teammates as one of three captains for the 2009 season.

- Burnett was a preseason candidate for the Jim Thorpe Award and the Bronko Nagurski Award. He was also named preseason second team All-America by three sources.

- Burnett's seven interceptions last season tied for the most in the nation and were more than the Georgia Tech team produced in 2007

BURNETT'S CAREER STATISTICS

Year	G-GS	P-A	Tkl	TFL	Sck	FC	FR	Int	PB
2009	11-11	33-24	57	1.5-1	0	0	1	4-40	4
2008	13-13	62-31	93	7.0-18	0	1	0	7-95	8
2007	13-1	37-20	57	2.5-11	1.0-8	0	1	3-0	1
TOTAL	37-25	132-75	207	11.0-30	1.0-8	1	2	14-135	13

CAREER HIGHS

Tackles: 14 vs. Louisiana State, Dec. 31, 2008

TFL: 2 vs. Louisiana State, Dec. 31, 2008

Sacks: 1.0 at Notre Dame, Sept. 1, 2007

FR: 1 vs. Georgia, Nov. 24, 2007; 1 at Mississippi State, Oct. 3, 2009

FF: 1 at Boston College, Sept. 6, 2008

Interceptions: 2, three times

PB: 4 vs. Florida State, Nov. 1, 2008

Blocked Kick: 1 at Duke, Nov. 14, 2009

2009 GAME-BY-GAME

	P-A	TKL	TFL	SCK	FC	FR	INT	PB
Jacksonville State*	3-2	5	1.0-1	0	0	0	1-0	1
Clemson*	1-0	1	0	0	0	0	0	0
at Miami*	6-2	8	0	0	0	0	0	0
North Carolina*	1-5	6	0	0	0	0	2-40	0
at Mississippi State*	7-0	7	0	0	0	1	0	1
at Florida State*	4-2	6	0	0	0	0	0	0
Virginia Tech*	1-3	4	0	0	0	0	1-0	1
at Virginia*	2-0	2	0	0	0	0	0	1
at Vanderbilt*	1-4	5	0	0	0	0	0	0
Wake Forest*	5-4	9	0.5-0	0	0	0	0	0
at Duke*	2-2	4	0	0	0	0	0	0
Georgia								

BURNETT'S INTERCEPTIONS

Date	Opponent	Site	Quarterback	Qtr	Down/Dist	Return
Oct. 17, 2009	Virginia Tech	H	Tyrod Taylor	2	2nd/17	0
Sept. 26, 2009	North Carolina	H	T.J. Yates	4	4th/10	21
Sept. 26, 2009	North Carolina	H	T.J. Yates	3	1st/10	19
Sept. 5, 2009	Jacksonville State	H	Marques Ivory	2nd	3rd/9	0
Nov. 29, 2008	Georgia	A	Matthew Stafford	1st	3rd/13	35 (TD)
Oct. 25, 2008	Virginia	H	Marc Verica	1st	2nd/13	13
Oct. 18, 2008	Clemson	A	Cullen Harper	2nd	1st/10	0
Oct. 18, 2008	Clemson	A	Cullen Harper	4th	1st/10	0
Sept. 20, 2008	Mississippi State	H	Wesley Carroll	2nd	3rd/16	0
Aug. 28, 2008	Jacksonville State	H	Ryan Perrilloux	1st	1st/10	0
Aug. 28, 2008	Jacksonville State	H	Ryan Perrilloux	2nd	2nd/10	47
Oct. 20, 2008	Army	H	C. Williams	2nd	3rd/Goal	0
Sept. 29, 2007	Clemson	H	Cullen Harper	4th	3rd/24	0
Sept. 22, 2007	Virginia	A	Peter Lalich	3rd	2nd/10	0

BURNETT'S 2009 HONORS

► ACC Defensive Back of the Week (Sept. 28)

BURNETT'S 2009 PRESEASON HONORS

- First team preseason All-ACC
- Preseason second team All-American (CBSSports.com)
- Preseason second team All-American (NBC)
- Preseason second team All-American (Phil Steele Magazine)
- Preseason second team All-ACC (The Kickoff)
- Preseason first team All-ACC (Phil Steele Magazine)
- Preseason No. 7-ranked player in the ACC (ESPN.com)
- Jim Thorpe Award Watch List
- Bronko Nagurski Award Watch List

BURNETT IN THE RECORD BOOKS

Season Interceptions

	Player	Season	INT
1.	Willie Clay	1991	9
	Jeff Ford	1969	9
3.	Randy Rhino	1972	8
4.	Morgan Burnett	2008	7
	Bobby Moorhead	1952	7
6.	Seven players		6
nr.	Morgan Burnett	2009	4

Career Interceptions

	Player	Seasons	INT
1.	Willie Clay	1988-91	16
2.	Morgan Burnett	2007-**	14
	Jeff Ford	1969-71	14
	Randy Rhino	1972-74	14
5.	Bobby Moorhead	1950-52	13
	Wade Mitchell	1953-56	13
	Ken Swilling	1988-91	13
8.	Jeremy Muires	1999-02	12
	Bill Eastman	1965-67	12
	Lawrence Lowe	1977-80	12
	Ted Thurson	1979-82	12
12.	Bob McCoy	1947-50	11
	George Morris	1950-52	11
14.	Reginald Rutland	1983-86	10
	Rick Lewis	1969-71	10

Career Tackles by a Defensive Back

	Player	Seasons	Tkl
1.	Jeremy Muires	1999-02	273
2.	Ken Swilling	1988-91	267
3.	Dawan Landry	2002-05	250
4.	Mark Sheffield	1979-82	244
5.	James Butler	2001-04	240
6.	Lethon Flowers	1991-94	238
7.	Travares Tillman	1996-99	236
8.	Riccardo Ingram	1984-87	232
9.	Cleve Pounds	1982-85	227
10.	Mike Dee	1993-96	223
11.	Mike Wysong	1968-70	215
12.	Lawrence Lowe	1977-80	212
13.	Morgan Burnett	2007-**	207
	Andre Thomas	1985-88	207
	Anthony Harrison	1983-86	207
16.	Ken Taylor	1978-80	205
17.	Randy Rhino	1971-74	203

ACC Career Interceptions Leaders

	Player	School, Years	INT
1.	Alphonso Smith	WF, 2005-08	21
2.	Dre' Bly	UNC, 1996-98	20
3.	John Talley	DU, 2003-06	18
4.	Tom Brown	MD, 1960-62	17
	Ronnie Burgess	WF, 1981-84	17
	A.J. Greene	WF, 1985-88	17
	Terry Kinard	CL, 1978-81	17
	Keith McMeans	VA, 1987-90	17
9.	Five Players Tied		16
14.	Four Players Tied		15
18.	Morgan Burnett	GT, 2007-**	14

Derrick Morgan

Junior / Defensive End / Coatesville, Pa.

All-American Candidate Rotary Lombardi Award Candidate Ted Hendricks Award Candidate

- Junior defensive end **Derrick Morgan** ranks first in the ACC and tied for fourth nationally in sacks (12.5).

- Morgan ranks second in the ACC and tied for ninth nationally in tackles for loss (17.0).

- He is just the seventh player in Tech history with 10 sacks in one season and his 12.5 sacks tie for the fourth-most single-season sacks by a Yellow Jacket.

- Morgan has six career fumble recoveries including two this season.

- He ranks tied for sixth in the ACC in fumbles recovered (2).

- Morgan ranks first among Tech linemen in total tackles (45).

- He has 19.5 career sacks, which ranks seventh in Georgia Tech history.

- Morgan's 28.0 career tackles for loss rank 20th in Georgia Tech history.

- Morgan made one of the biggest plays of Tech's 2009 season late in the fourth quarter against Wake Forest (Nov. 7). With the score tied (24-24) and the Deacons driving toward a potential game-winning field goal, Morgan sacked Wake QB Riley Skinner on third down, taking the Deacs out of field goal range. Wake punted on fourth down and the game went into overtime.

- He finished the Wake Forest game with 3.5 tackles for loss and 3.0 sacks – tying for the most in a Tech game since Oct. 28, 2006 when Philip Wheeler had 3.0 sacks against Miami.

- Recorded 2.0 tackles for loss and 1.0 sacks to go with five total tackles against Florida State (Oct. 10).

- He had a half-sack, a half-tackle for loss, a fumble recovery and three tackles against North Carolina (Sept. 26), while helping hold the Tar Heels to 17 yards rushing.

- Morgan was dominant Sept. 10 in the win over Clemson. Had 10 total tackles, 4.0 tackles



for loss and 3.0 sacks.

- Named the ACC Defensive Lineman of the Week (Sept. 14) and the Lott Trophy National Player of the Week for his performance against Clemson.

- Despite getting double- and triple-teamed most of the day, Derrick Morgan managed 2.5 tackles for loss and 2.0 sacks in the season opener against Jacksonville State (Sept. 5).

ACC Sacks Leaders

1.	Derrick Morgan	Georgia Tech	12.5
2.	Robert Quinn	North Carolina	11.0
3.	Willie Young	NC State	8.0
4.	Allen Bailey	Miami	7.0
5.	Adrian Moten	Maryland	6.0

ACC Tackles For Loss Leaders

1.	Robert Quinn	North Carolina	17.5
2.	Derrick Morgan	Georgia Tech	17.0
3.	Luke Kuechley	Boston College	12.5
4.	Willie Young	NC State	12.0
	Quan Sturdivant	North Carolina	12.0

MORGAN'S CAREER STATISTICS

Year	G-GS	P-A	Tkl	TFL	Sck	FC	FR	Int	PB	Bk
2009	11-11	31-14	45	17.0-95	12.5-81	0	2	0	1	0
2008	13-13	31-20	51	9.5-56	7.0-50	0	4	0	3	1
2007	12-0	4-5	9	1.5-2	0-0	0	0	0	1	0
TOTAL	36-24	66-39	105	28.0-153	19.5-131	0	6	0	5	1

CAREER HIGHS

Tackles: 10 vs. Gardner-Webb, Oct. 11, 2008; 10 vs. Clemson, Sept. 10, 2009

TFL: 4.0 vs. Gardner-Webb, Oct. 11, 2008; 4.0 vs. Clemson, Sept. 10, 2009


Sacks: 3.0 vs. Clemson, Sept. 10, 2009; 3.0 vs. Wake Forest, Nov. 8, 2009

Fumbles Recovered: 1, six times

Pass Break-Ups: 1, five times

2009 GAME-BY-GAME

	P-A	TKL	TFL	SCK	FC	FR	INT	PB
Jacksonville State*	5-1	5	2.5-18	2.0-17	0	0	0	1
Clemson*	7-3	10	4.0-13	3.0-9	0	0	0	0
at Miami*	1-0	1	0	0	0	0	0	0
North Carolina*	1-2	3	0.5-4	0.5-4	0	1-0	0	0
at Mississippi State*	3-0	3	0	0	0	1-0	0	0
at Florida State*	4-1	5	2.0-11	1.0-9	0	0	0	0
Virginia Tech*	1-4	5	1.5-10	1.0-10	0	0	0	0
at Virginia*	1-0	1	1.0-7	1.0-7	0	0	0	0
at Vanderbilt*	3-1	4	1.0-6	0	0	0	0	0
Wake Forest*	4-2	6	3.5-20	3.0-19	0	0	0	0
at Duke*	2-0	2	1.0-6	1.0-6	0	0	0	0
Georgia								



MORGAN'S 2009 HONORS

- ▶ Lott Trophy Player of the Week (Sept. 15)
- ▶ ACC Defensive Lineman of the Week (Sept. 14)
- ▶ Preseason first team All-ACC (Phil Steele Magazine)
- ▶ Preseason No. 10-ranked player in the ACC (ESPN.com)
- ▶ Rotary Lombardi Award Watch List

MORGAN IN THE RECORD BOOKS

Season Sacks

	Player	Season	Sacks
1.	Pat Swilling	1985	15.0
2.	Coleman Rudolph	1991	13.0
	Greg Gathers	2000	13.0
4.	Derrick Morgan	2009	12.5
	Marco Coleman	1990	12.5
6.	Eric Henderson	2003	11.0
7.	Marco Coleman	1991	10.0
	Felipe Claybrooks	1998	10.0
	Greg Gathers	2001	10.0
10.	Coleman Rudolph	1992	9.5
11.	Michael Johnson	2008	9.0
	Jesse Tarplin	1998	9.0
	Nick Rogers	2000	9.0

Season Tackles For Loss

	Player	Season	TFL
1.	Eric Henderson	2003	24.0
2.	Pat Swilling	1985	21.0
	Marco Coleman	1991	21.0
4.	Greg Gathers	2000	20.0
	Coleman Rudolph	1991	20.0
6.	Coleman Rudolph	1992	19.5
7.	Marco Coleman	1990	18.5
8.	Greg Gathers	2001	18.0
	Greg Gathers	1999	18.0
nr.	Derrick Morgan	2009	17.0

Career Sacks

	Player	Seasons	Sacks
1.	Greg Gathers	1999-02	31.0
2.	Coleman Rudolph	1989-92	28.5
3.	Marco Coleman	1989-91	27.5
4.	Eric Henderson	2002-05	25.0
5.	Pat Swilling	1982-85	23.0
6.	Felipe Claybrooks	1997-00	20.0
7.	Derrick Morgan	2007-*	19.5
8.	Michael Johnson	2005-08	19.0
9.	Philip Wheeler	2003-07	18.5
10.	Tom Johnson	1990-93	17.5
11.	Marlon Williams	1990-93	17.0
12.	Nick Rogers	1998-01	16.5
13.	Willie Burks	1986-89	16.0
14.	Jesse Tarplin	1995-98	14.0
15.	Ralph Hughes	1994-97	13.5

Career Tackles For Loss

	Player	Seasons	TFL
1.	Eric Henderson	2002-05	59.5
2.	Greg Gathers	1999-02	57.0
3.	Colman Rudolph	1989-92	52.0
4.	Marco Coleman	1989-91	50.0
5.	Daryl Smith	2000-03	48.0
6.	Keyaron Fox	2000-03	40.0
7.	Gerris Wilkerson	2002-05	38.0
8.	Pat Swilling	1982-85	37.0
	Felipe Claybrooks	1997-00	37.0
10.	Philip Wheeler	2003-07	34.5
11.	Marlon Williams	1990-93	33.5
12.	Darryl Richard	2004-08	32.0
	Recardo Wimbush	1999-02	32.0
14.	Nick Rogers	1998-01	31.0
	KaMichael Hall	2003-06	31.0
16.	Michael Johnson	2005-08	30.5
	Adamm Oliver	2004-07	30.5
18.	Joe Anoi	2003-06	29.5
19.	Willie Burks	1986-89	29.0
20.	Derrick Morgan	2007-*	28.0
21.	Vance Walker	2005-08	26.5
22.	Keith Brooking	1994-97	25.5
	Ralph Hughes	1994-97	25.5

Josh Nesbitt

Junior / Quarterback / Greensboro, Ga.



ACC Player of the Year Candidate
Heisman Trophy Candidate
All-American Candidate
Davey O'Brien Award Candidate

Top Performances In 2009

- Trailing Wake Forest 27-24 in overtime (Nov. 7), Nesbitt converted a first down on 4th-and-short, setting up his game-winning 3-yard TD run.
- In the win over fourth-ranked Virginia Tech (Oct. 17), Nesbitt rushed 23 times for 122 yards and three touchdowns. He has rushed and passed for 100 yards in a game in each of the last two meetings with the Hokies.
- Nesbitt was exceptional at Florida State (Oct. 10), rushing for 140 yards and three touchdowns, and throwing for 131 yards and a TD – just the sixth time in Tech history a quarterback has thrown and passed for 100 yards in a game. His three rushing TDs were the most a Seminole team has allowed since 1997.
- Nesbitt completed 11-of-14 passes for 266 yards, one TD and no interceptions, and he rushed for 53 yards at Mississippi State (Oct. 3). Nesbitt's 319 yards of total offense against Mississippi State were the most by a Yellow Jacket since Reggie Ball had 367 yards on Oct. 6, 2005 vs. NC State.

NESBITT'S CAREER STATISTICS

Passing	G-GS	Eff	Com-Att	Int	Pct	Yds	TD	LP	PG	
2009	11-11	156.41	58-125	4	46.4	1,418	8	87	128.9	
2008	11-11	96.32	54-123	5	43.9	808	2	47	73.5	
2007	11-0	93.17	5-13	2	38.5	93	1	47	8.5	
TOTAL	33-22	124.94	117-261	11	44.8	2,319	11	87	70.3	
Rushing	G-GS	Att	Yds	Avg	TD	LP	Ply	TO	PG	TDR
2009	11-11	218	847	3.9	16	39	343	2,265	205.9	24
2008	11-11	172	693	4.0	7	54	295	1,501	136.5	9
2007	11-0	53	339	6.4	0	33	66	432	39.3	1
TOTAL	33-22	443	1,879	4.2	23	54	704	4,198	127.2	34

CAREER HIGHS

Pass Attempts: 24 vs. Louisiana State, Dec. 31, 2008
Pass Completions: 11 at Mississippi State, Oct. 3, 2009
Yards Passing: 266 at Mississippi State, Oct. 3, 2009
Passing TDs: 2 at Vanderbilt, Oct. 31, 2009; 2 at Duke, Nov. 14, 2009
Long Pass: 87 at Vanderbilt, Oct. 31, 2009
Rushing Attempts: 32 vs. North Carolina, Sept. 26, 2009
Yards Rushing: 151 at Virginia Tech, Sept. 13, 2008
Long Rush: 54 vs. Miami, Nov. 20, 2008
Rushing TDs: 3 at Florida State, Oct. 10, 2009; 3 vs. Virginia Tech, Oct. 17, 2009
Total Offense Yards: 319 at Mississippi State, Oct. 3, 2009

2009 GAME-BY-GAME	C-A-I	Yds	Avg	TD	LP	Rush	Yds	Avg	TD	LP
Jacksonville State*	6-11-1	141	23.5	1	56	14	93	6.6	1	17
Clemson*	3-14-2	83	27.7	0	39	18	91	5.1	0	23
at Miami*	6-15-0	133	22.2	1	56	14	29	2.1	0	21
North Carolina*	7-11-0	89	12.7	0	33	32	97	3.0	2	21
at Mississippi State*	11-14-0	266	24.2	1	65	23	53	2.3	0	13
at Florida State*	4-8-0	131	32.8	1	73	27	140	5.2	3	22
Virginia Tech*	1-7-1	51	51.0	0	51	23	122	5.3	3	39
at Virginia*	4-8-0	85	21.3	0	52	21	82	3.9	2	13
at Vanderbilt*	6-13-0	193	32.2	2	87	16	56	3.5	2	10
Wake Forest*	4-14-1	51	12.8	0	14	21	54	2.6	2	12
at Duke*	6-10-0	195	32.5	2	75	9	30	3.3	1	20
Georgia										

2008 GAME-BY-GAME	C-A-I	Yds	Avg	TD	LP	Rush	Yds	Avg	TD	LP
Jacksonville State*	5-12	87	17.4	0	39	11	60	5.5	2	34
at Boston College*	6-13	73	12.2	0	19	15	50	3.3	1	30
at Virginia Tech*	5-8-1	109	21.8	1	41	28	151	5.4	1	33
Mississippi State*	0-0-0	0	0.0	0	0	2	29	14.5	0	21
Duke	INJ									
Gardner-Webb	INJ									
at Clemson*	5-12-0	91	18.2	1	35	26	77	3.0	1	10
Virginia*	7-15-1	103	14.7	0	42	12	8	0.7	1	17
Florida State*	4-5-0	55	13.8	0	30	14	61	4.4	0	23
at North Carolina*	10-22-1	97	9.7	0	16	15	62	4.1	0	14
Miami*	3-6-0	24	8.0	0	12	15	93	6.2	1	54
at Georgia*	1-6-1	19	19.0	0	19	18	40	2.2	0	9
vs. Louisiana State*	8-24-1	150	18.8	0	47	16	62	3.9	0	11



NESBITT IN THE RECORD BOOKS

Career Rushing Yards

Player	Years	Yards
1. Robert Lavette	1981-84	4,066
5. P.J. Daniels	2002-05	3,346
6. Jonathan Dwyer	2007-**	3,034
7. Joe Burns	1998-01	2,634
8. C.J. Williams	1994-96	2,365
9. David Sims	1974-76	2,274
10. William Bell	1989-93	2,026
11. Josh Nesbitt	2007-**	1,879

Career Rushing Yards By A Quarterback

Player	Years	Yards
1. Josh Nesbitt	2007-**	1,879
2. Joe Hamilton	1996-99	1,758
3. Reggie Ball	2003-06	1,451
4. Danny Myers	1973-75	921
5. Shawn Jones	1989-92	855
6. Donnie Davis	1992-95	749
7. Billy Lothridge	1961-63	746
8. John Dewberry	1983-85	630

Career Rushing Touchdowns

Player	Years	TD
1. Robert Lavette	1981-84	45
2. Jonathan Dwyer	2007-**	32
3. Joe Burns	1998-01	31
4. Tashard Choice	2005-07	28
5. Josh Nesbitt	2007-**	23
P.J. Daniels	2002-05	23
7. Eddie Lee Ivery	1975-78	22
Leon Hardeman	1951-53	22
9. David Sims	1974-76	21
10. C.J. Williams	1994-96	20

Career Rushing TDs By A Quarterback

Player	Years	TD
1. Josh Nesbitt	2007-**	23
2. Shawn Jones	1989-92	19
3. Joe Hamilton	1996-99	18
4. Billy Lothridge	1961-63	15
5. Danny Myers	1973-75	14
6. Topy Vann	1956-57	11
Reggie Ball	2003-06	11
8. John Dewberry	1983-85	9

Career Scoring

Player, Pos.	Years	TP
1. Luke Manget, K	1999-02	322
14. Eddie Lee Ivery, RB	1975-78	158
Brad Chambers, K	1995-98	158
16. P.J. Daniels, RB	2002-04	156
17. Ron Rice, K	1980-83	150
18. C.J. Williams, RB	1994-96	144
19. Josh Nesbitt, QB	2007-**	140

Career Touchdowns

Player	Years	TD
1. Robert Lavette	1981-84	46
2. Joe Burns	1998-01	34
3. Jonathan Dwyer	2007-**	33
4. Calvin Johnson	2004-06	29
5. Tashard Choice	2005-07	28
Jerry Mays	1985-89	28
7. Kelly Campbell	1998-01	27
8. Eddie Lee Ivery	1975-78	26
P.J. Daniels	2002-05	26
10. C.J. Williams	1994-96	24
11. Josh Nesbitt	2007-**	23
12. Leon Hardeman	1951-53	22
Kerry Watkins	1999-00	22

Career Total Offense

Player	Years	Yds
1. Joe Hamilton	1996-99	10,640
2. Reggie Ball	2003-06	9,579
3. Shawn Jones	1989-92	9,296
4. George Godsey	1998-01	6,125
5. Mike Kelley	1978-81	5,198
6. John Dewberry	1983-85	4,823
7. Eddie McAshan	1970-72	4,262
8. Josh Nesbitt	2007-**	4,198
9. Robert Lavette	1981-84	4,093
10. Donnie Davis	1992-95	4,010

Why Nesbitt Should Be The ACC Player Of The Year

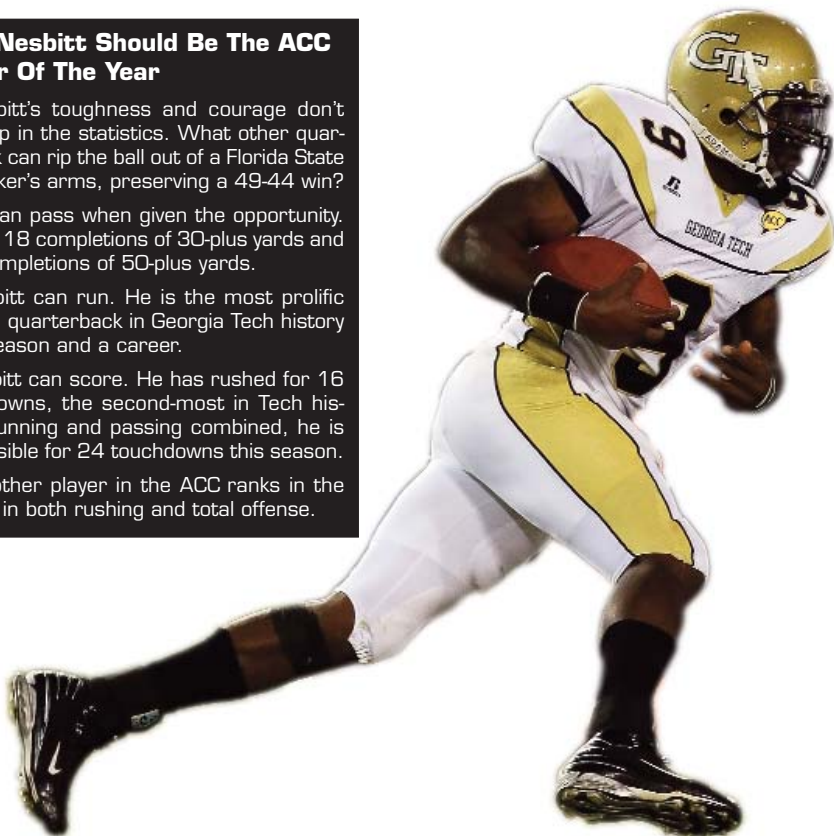
■ Nesbitt's toughness and courage don't show up in the statistics. What other quarterback can rip the ball out of a Florida State linebacker's arms, preserving a 49-44 win?

■ He can pass when given the opportunity. He has 18 completions of 30-plus yards and nine completions of 50-plus yards.

■ Nesbitt can run. He is the most prolific rushing quarterback in Georgia Tech history for a season and a career.

■ Nesbitt can score. He has rushed for 16 touchdowns, the second-most in Tech history. Running and passing combined, he is responsible for 24 touchdowns this season.

■ No other player in the ACC ranks in the top 10 in both rushing and total offense.



NESBITT IN THE RECORD BOOKS

Season Rushing Yards

Player	Year	Yds
1. Eddie Lee Ivery	1978	1,562
10. Joe Burns	2001	1,165
11. C.J. Williams	1995	1,138
12. Jerry Mays	1988	942
13. P.J. Daniels	2005	930
14. Jimmy Lincoln	1991	913
15. Joe Burns	2000	908
16. Eddie Lee Ivery	1977	900
17. William Bell	1990	891
18. David Sims	1974	881
19. Robert Lavette	1981	866
20. Josh Nesbitt	2009	847

Season Rushing Yards By A Quarterback

Player	Year	Yards
1. Josh Nesbitt	2009	847
2. Joe Hamilton	1999	734
3. Josh Nesbitt	2008	693
4. Danny Myers	1974	489
5. Joe Hamilton	1997	478
Billy Lothridge	1962	478
7. Danny Myers	1975	432
8. Gary Hardie	1977	429

Season Touchdowns

Player	Year	TD
1. Robert Lavette	1982	19
2. Josh Nesbitt	2009	16
3. Calvin Johnson	2006	15
Joe Burns	2001	15
5. Robert Lavette	1984	14

Season Rushing Touchdowns

Player	Year	TD
1. Robert Lavette	1982	19
2. Josh Nesbitt	2009	16
3. Robert Lavette	1984	14
Joe Burns	2001	14
Sean Gregory	1999	13
6. Jonathan Dwyer	2008	12
Tashard Choice	2006	12
Joe Burns	2000	12
C.J. Williams	1995	12
Lenny Snow	1966	12

Season Scoring

Player	Year	Pts
1. Robert Lavette	1982	114
2. Travis Bell	2007	106
3. Luke Manget	2001	97
4. Josh Nesbitt	2009	96
Joe Burns	2001	92
Calvin Johnson	2006	90

Season Total Offense

Player	Year	Yds
1. Joe Hamilton	1999	3,794
2. George Godsey	2001	3,040
3. George Godsey	2000	2,945
4. Joe Hamilton	1997	2,792
5. Shawn Jones	1991	2,649
6. Reggie Ball	2005	2,546
7. Reggie Ball	2004	2,479
8. Joe Hamilton	1998	2,464
9. Reggie Ball	2003	2,380
10. Shawn Jones	1990	2,285
11. Shawn Jones	1992	2,284
12. Josh Nesbitt	2009	2,265

Season Rushing Attempts

Player	Year	Att
1. Tashard Choice	2006	297
2. P.J. Daniels	2003	283
3. Joe Burns	2001	282
4. Robert Lavette	1982	280
5. Eddie Lee Ivery	1978	267
6. Tashard Choice	2007	261
7. Robert Lavette	1984	260
8. Jerry Mays	1989	249
9. C.J. Williams	1995	245
10. Joe Burns	2000	220
11. Josh Nesbitt	2009	218

Nesbitt In The Tech Record Books

Rk	Category	Total
1st	Career Rushing TDs by a QB	.23
1st	Career Rushing by a QB	1,879
1st	Season Rushing Yards by a QB ('09)	.847
2nd	Season Touchdowns ('09)	.16
2nd	Season Rushing Touchdowns ('09)	.16
3rd	Season Rushing Yards by a QB ('08)	.693
3rd	Season Rushing by an ACC QB ('09)	.847
4th	Career Rushing by an ACC QB	1,879
4th	Season Scoring ('09)	.96
5th	Career Rushing Touchdowns	.23
8th	Season Rushing by an ACC QB ('08)	.693
8th	Career Total Offense	4,198
11th	Career Rushing	1,879
11th	Career Touchdowns	.23
11th	Season Rushing Attempts ('09)	.218
12th	Season Total Offense ('09)	2,265
19th	Career Scoring	.140
20th	Season Rushing Yards ('09)	.847

Nesbitt's 100-Yard Rushing Games

Yds	Opponent	Date
151	at Virginia Tech	Sept. 13, 2008
140	at Florida State	Oct. 10, 2009
122	vs. Virginia Tech	Oct. 17, 2009

Nesbitt Miscellaneous

NCAA Top-Rushing Quarterbacks

1. Joe Webb	UAB	122.6
2. Colin Kaepernick	Nevada	100.6
3. Josh Nesbitt	Georgia Tech	81.7

ACC Rushing Leaders

1. Ryan Williams	Virginia Tech	123.2
2. Jonathan Dwyer	Georgia Tech	109.3
3. Montel Harris	Boston College	103.3
4. C.J. Spiller	Clemson	82.1
5. Josh Nesbitt	Georgia Tech	81.7

ACC Total Offense Leaders

1. Christian Ponder	Florida State	321.8
2. Russell Wilson	NC State	293.9
3. Thaddeus Lewis	Duke	276.8
4. Riley Skinner	Wake Forest	258.6
5. Jacory Harris	Miami	238.4
6. Chris Turner	Maryland	221.3
7. Josh Nesbitt	Georgia Tech	204.0

Nesbitt Notebook

• Over the last eight games – all Tech victories – Nesbitt has rushed for 15 touchdowns, averaging 79.2 rushing yards per game.

• Ranks fifth in the ACC in rushing yards per game (77.0 ypg).

• Among quarterbacks, Nesbitt ranks fifth nationally in rushing.

• Ranks tied for first in the ACC in scoring (8.7 ppg).

• Ranks seventh in the ACC in total offense per game (205.9).

• Has rushed for more than 90 yards in a game five times this season.

• Nesbitt is the most prolific rushing quarterback in Georgia Tech history, holding the Tech single-season and career records.

• Nesbitt's 847 yards rushing this season are the most by an ACC quarterback since 2001.

• Has 23 career rushing touchdowns – the fifth-most in Tech history.

NESBITT IN THE ACC RECORD BO'O'KS

Career Rushing Yards By A Quarterback

Player	Seasons	Yards
1. Woodrow Dantzler, CU	1998-01	2,761
2. Mike Dunn, DU	1975-78	1,939
3. Larry Russell, WF	1969-71	1,923
4. Josh Nesbitt, GT	2007-11	1,879
5. Joe Hamilton, GT	1996-99	1,758
6. Steve Fuller, CU	1975-78	1,737
7. Reggie Ball, GT	2003-06	1,451
8. Tyrod Taylor, VT	2007-11	1,325

Season Rushing Yards By A Quarterback

Player	Season	Yards
1. Woodrow Dantzler, CU	2001	1,061
2. Woodrow Dantzler, CU	2000	1,028
3. Josh Nesbitt, GT	2009	847
4. Larry Russell, WF	1971	803
5. Mike Dunn, DU	1976	757
6. Tyrod Taylor, VT	2008	738
7. Joe Hamilton, GT	1999	734
8. Josh Nesbitt, GT	2008	693

Demaryius Thomas

Junior / Wide Receiver / Montrose, Ga.

Biletnikoff Award Semifinalist

- Is enjoying the best season by a Georgia Tech receiver since Calvin Johnson in 2006.
- Named one of 10 semifinalists for the Biletnikoff Award on Oct. 26.
- Ranks first in the ACC and 18th nationally in receiving yards per game (86.4 ypg).
- Averaging 24.4 yards per reception – the highest in Georgia Tech history.
- Ranks second in the nation in yards per reception.
- Ranks second on the team in all-purpose yards per game (86.4).
- Has more than two-thirds of Georgia Tech's receptions (39 of 61).
- Has 16 receptions of 20 yards or more, 11 catches of 30 yards or more and seven receptions of 50-plus yards in 2009.
- Thomas has caught at least one pass in 27 consecutive games, tying for the fifth-longest streak in Tech history.
- His 950 yards are the seventh-most single-season yards in Tech history.
- Has five career 100-yard receiving games, including at least one in each of his three seasons, and three this season.
- His 2,135 career receiving yards are the sixth-most in Tech history, and his 113 career receptions are the 10th-most in school history.
- Thomas caught a 75-yard touchdown pass at Duke (Nov. 14).
- Caught four passes for 76 yards, including a 35-yard touchdown catch, at Vanderbilt (Oct. 31).
- Caught two passes at Florida State (Oct. 10)



THOMAS' 2009 PRESEASON HONORS

- ▶ First team preseason All-ACC
- ▶ Preseason first team All-ACC (Phil Steele Magazine)

for 84 yards, including a 73-yard touchdown.

- Thomas pulled down eight passes for 174 yards and a TD, and had four receptions of 20 yards or more, at Mississippi State (Oct. 3).

- Thomas had all six of Tech's pass receptions for 133 yards and a touchdown at Miami (Sept. 17). He has pulled down all of Tech's receptions in a game three times in his career.

- Had three receptions for 93 yards and a touchdown in the win over Clemson (Sept. 10).

- Made one of the key plays of the game late in the fourth quarter against Clemson. With the score tied 27-27 and Tech facing 3rd-and-11, Thomas made a circus catch for 39 yards and a first down,

setting the stage for Scott Blair's game-winning field goal.

- Began the 2009 season on a good note, recording four receptions for 101 yards against Jacksonville State (Sept. 5).

ACC Receiving Leaders

1.	Demaryius Thomas	Jr.	Georgia Tech	86.4
2.	Donovan Varner	So.	Duke	79.4
3.	Torrey Smith	So.	Maryland	69.0
4.	Leonard Hankerson	Jr.	Miami	68.4
5.	Marshall Williams	Jr.	Wake Forest	68.0

THOMAS' CAREER STATISTICS


Year	GP-GS	Rec	Yds	Avg	TD	LP	Rush	Yds	Avg	TD	LP
2009	11-11	39	950	24.4	6	75	0	0	0.0	0	0
2008	12-12	39	627	16.1	3	88	2	29	14.5	0	15
2007	13-5	35	558	15.9	4	56	1	0	0.0	0	0
TOTAL	36-28	113	2,135	18.9	13	88	3	29	9.7	0	15

CAREER HIGHS

Receptions: 9 at Maryland, Oct. 6, 2007; 9 vs. Duke, Oct. 4, 2008
Yards Receiving: 230 vs. Duke, Oct. 4, 2008
TD Receptions: 1, 13 times
Long Reception: 88 vs. Duke, Oct. 4, 2008
Rushing Attempts: 1, three times
Rushing Yards: 15 at North Carolina, Nov. 8, 2008
Longest Rush: 15 at North Carolina, Nov. 8, 2008
Pass Attempts: 1 vs. Miami, Nov. 20, 2008
Pass Completions: 1 vs. Miami, Nov. 20, 2008

2009 GAME-BY-GAME

	Rec	Yds	Avg	TD	LP	Rush	Yds	Avg	TD	LP
Jacksonville State*	4	101	25.3	0	56	0	0	0.0	0	0
Clemson*	3	93	31.0	1	39	0	0	0.0	0	0
at Miami*	6	133	22.2	1	56	0	0	0.0	0	0
North Carolina*	3	35	11.7	0	16	0	0	0.0	0	0
at Mississippi State*	8	174	21.8	1	65	0	0	0.0	0	0
at Florida State*	2	84	42.0	1	73	0	0	0.0	0	0
Virginia Tech*	1	51	51.0	0	51	0	0	0.0	0	0
at Virginia*	3	76	25.3	0	52	0	0	0.0	0	0
at Vanderbilt*	4	76	19.0	1	35	0	0	0.0	0	0
Wake Forest*	3	38	12.7	0	14	0	0	0.0	0	0
at Duke*	2	89	44.5	1	75	0	0	0.0	0	0
Georgia										



THOMAS IN THE RECORD BOOKS

Career Receiving Yards

Player	Years	Yards
1. Calvin Johnson	2004-06	2,927
2. Kelly Campbell	1998-01	2,907
3. Kerry Watkins	1999-02	2,680
4. Harvey Middleton	1994-96	2,291
5. Jonathan Smith	2000-03	2,238
6. Demaryius Thomas	2007-**	2,135
7. Dez White	1997-99	1,833
8. John Sias	1966-68	1,727

Career Receptions

Player	Years	Rec
1. Kelly Campbell	1998-01	195
2. Calvin Johnson	2004-06	178
5. Harvey Middleton	1994-97	165
6. Will Glover	1999-02	122
7. Bobby Rodriguez	1989-92	115
Jerry Mays	1985-89	115
9. Robert Lavette	1981-84	114
10. Demaryius Thomas	2007-**	113

Career Yards Per Reception

Player	Years	YPR
1. Dez White	1997-99	20.4
2. Gary Lee	1983-86	19.4
3. Drew Hill	1975-78	19.3
4. Jason McGill	1990-92	19.2
5. Demaryius Thomas	2007-**	18.9
Greg Lester	1987-91	17.6
7. Derrick Steagall	1993-97	16.6
8. Calvin Johnson	2004-06	16.4

Career 100-Yard Receiving Games

Player	Years	Games
1. Calvin Johnson	2004-06	13
2. Harvey Middleton	1994-97	10
Kelly Campbell	1998-00	10
4. Dez White	1997-99	8
5. Jonathan Smith	2000-03	7
John Sias	1966-69	7
7. Demaryius Thomas	2007-**	5
Kerry Watkins	1999-02	5

Consecutive Games With A Reception

Player	Years	Games
1. Harvey Middleton	1994-97	40
2. Kelly Campbell	1999-01	32
3. Calvin Johnson	2004-06	30
4. Kerry Watkins	2000-02	29
5. Demaryius Thomas	2008-**	27
Robert Lavette	1981-83	27

Career Touchdown Receptions

Player	Years	TDs
1. Calvin Johnson	2004-06	28
2. Kelly Campbell	1998-01	24
6. Three players		14
7. Demaryius Thomas	2007-**	13
Harvey Middleton	1994-97	13
Jimmy Robinson	1972-74	13
Greg Lester	1987-91	13

Season 100-Yard Receiving Games

Player	Year	Games
1. Calvin Johnson	2006	7
2. Jonathan Smith	2003	6
Harvey Middleton	1997	6
8. Demaryius Thomas	2009	3

Season Receiving Yards

Player	Year	Yards
1. Calvin Johnson	2006	1,202
3. Kelly Campbell	1999	1,105
4. Kerry Watkins	2002	1,050
5. Dez White	1998	973
6. Kelly Campbell	2000	963
7. Demaryius Thomas	2009	950

Season Yards Per Reception

Player	Year	YPR
1. Demaryius Thomas	2009	24.4
2. Gary Lee	1985	22.2
3. Dez White	1998	21.2
4. Drew Hill	1978	19.6

2009 Player Updates

18 Anthony Allen

A-back / 6-0 / 231 / Jr.-R / Tampa, Fla. / (Jesuit/Louisville)

- The Louisville transfer is making an immediate impact, starting at A-back.
- Ranks third on the team in rushing (50.0 ypg).
- Has rushed for 100 yards in a game twice this season.
- Has five receptions for 112 yards.
- Has scored six touchdowns – five by rushing, one by receiving.
- Averaging a remarkable 10.6 yards per carry.
- Carried 11 times for 103 yards and two touchdowns at Virginia (Oct. 24).
- Had four carries for 81 yards, including a 60-yard scamper, at Florida State (Oct. 10).
- Rushed three times for 10 yards including a 7-yard touchdown run, and he had one reception for 20 yards at Mississippi State (Oct. 3).
- Rushed six times for 42 yards (7.0 ypa) and a touchdown at Miami (Sept. 17).
- Erupted for 127 yards and a touchdown on just five carries in Tech's 30-27 win over Clemson (Sept. 10). Bolted to an 82-yard touchdown run – tying for the seventh-longest run in Tech history – the first time he touched the ball against the Tigers.
- Caught a 26-yard touchdown pass in his first Georgia Tech game, vs. Jacksonville State (Sept. 5).
- Rushed for more than 1,100 yards and 20 touchdowns in two seasons at Louisville.
- Allen gives Tech one of the deepest running back corps in college football.
- One of Tech's primary kick returners.

ALLEN CAREER STATISTICS

Year	GP	Rush	Yds	Avg	TD	LP	Rec	Yds	Avg	TD	LP
2009	11	52	550	10.6	5	82	5	112	22.4	1	31
2007 (Louisville)	12	146	696	4.8	7	48	21	153	7.3	2	26
2006 (Louisville)	13	96	406	4.2	13	20	4	48	12.0	1	24
TOTAL	36	294	1,652	5.6	25	82	30	313	10.4	4	31
Kick Returns	Att	Yds	Avg	TD	LP						
2009	2	29	14.5	0	16						

GEORGIA TECH CAREER HIGHS

Rushing Attempts: 11 at Virginia, Oct. 24, 2009
Yards Rushing: 127 vs. Clemson, Sept. 10, 2009
Long Rush: 82 vs. Clemson, Sept. 10, 2009
TD Rushing: 2 at Virginia, Oct. 24, 2009
Receptions: 1, five times
Yards Receiving: 31 at Duke, Nov. 14, 2009
Longest Reception: 31 at Duke, Nov. 14, 2009
TD Receptions: 1 vs. Jacksonville State, Sept. 5, 2009
Kick Returns: 1 vs. North Carolina, Sept. 26, 2009; 1 at Mississippi State, Oct. 3, 2009
Kick Return Yards: 16 vs. North Carolina, Sept. 26, 2009
Long Return: 16 vs. North Carolina, Sept. 26, 2009
All-Purpose Yards: 151 vs. Clemson, Sept. 10, 2009

2009 GAME-BY-GAME	Rush	Yds	Avg	TD	LP	Rec	Yds	Avg	TD	LP
Jacksonville State*	3	21	7.0	0	18	1	26	26.0	1	26
Clemson*	5	127	25.4	1	82	1	24	24.0	0	24
at Miami*	6	42	7.0	1	19	0	0	0.0	0	0
North Carolina*	5	27	5.4	0	15	1	11	11.0	0	11
at Mississippi State*	3	10	3.3	1	7	1	20	20.0	0	20
at Florida State*	4	81	20.2	0	60	0	0	0.0	0	0
at Virginia*	11	103	9.4	2	21	0	0	0.0	0	0
at Vanderbilt*	1	0	0.0	0	0	0	0	0.0	0	0
Wake Forest*	3	43	14.3	0	20	0	0	0.0	0	0
at Duke*	5	37	7.4	0	14	1	31	31.0	0	31
Georgia										

2009 KICK RETURNS	Att	Yds	Avg	TD	LP	APY
Jacksonville State*	0	0	0.0	0	0	47
Clemson*	0	0	0.0	0	0	151
at Miami*	0	0	0.0	0	0	42
North Carolina*	1	16	16.0	0	16	54
at Mississippi State*	1	13	13.0	0	13	43
at Florida State*	0	0	0.0	0	0	81
Virginia Tech*	0	0	0.0	0	0	59
at Virginia*	0	0	0.0	0	0	103
at Vanderbilt*	0	0	0.0	0	0	0
Wake Forest*	0	0	0.0	0	0	43
at Duke*	0	0	0.0	0	0	68
Georgia						

98 Ben Anderson

DT / 6-2 / 275 / Jr.-R / Aiken, S.C. (South Aiken)

► **ACC Defensive Lineman of the Week (Nov. 16)**

- Has started all 11 games this season.
- Has 5.0 tackles for loss, 2.0 sacks and a quarterback hurry.
- Enjoyed his best game of the season at Duke (Nov. 14), recording 3.0 tackles for loss, 2.0 sacks and five total tackles.
- Recorded a tackle for loss at Vanderbilt (Oct. 31).
- Made a huge stop late in the win over Clemson (Sept. 10) when he tackled C.J. Spiller for a one-yard loss on 3rd-and-1 from the Yellow Jackets' three-yard

line; the stop forced Clemson to kick a game-tying field goal early in the fourth quarter.

- Had big shoes to fill as both 2008 starting tackles – Darryl Richard and Vance Walker – were taken in the NFL draft.
- The most experienced defensive tackle on the roster.

ANDERSON'S CAREER STATISTICS

Year	G-GS	P-A	Tkl	TFL	Sck	FC	FR	Int	PB
2009	11-11	12-2	14	5.0-26	2.0-21	0	0	0	0
2008	12-0	2-0	2	2.0-12	1.0-11	0	0	0	0
2007	6-0	1-0	1	0	0	0	0	0	0
TOTAL	29-11	15-2	17	7.0-38	3.0-32	0	0	0	0

CAREER HIGHS

Tackles: 5 at Duke, Nov. 14, 2009

TFL: 3.0 at Duke, Nov. 14, 2009

Sacks: 2.0 at Duke, Nov. 14, 2009

2009 GAME-BY-GAME	P-A	TKL	TFL	SCK	FC	FR	INT	PB
Jacksonville State*	1-0	1	0	0	0	0	0	0
Clemson*	1-0	1	1.0-1	0	0	0	0	0
at Miami*	0-0	0	0	0	0	0	0	0
North Carolina*	0-1	1	0	0	0	0	0	0
at Mississippi State*	0-0	0	0	0	0	0	0	0
at Florida State*	1-1	2	0	0	0	0	0	0
Virginia Tech*	1-0	1	0	0	0	0	0	0
at Virginia*	2-0	2	0	0	0	0	0	0
at Vanderbilt*	1-0	1	1.0-1	0	0	0	0	0
Wake Forest*	0-0	0	0	0	0	0	0	0
at Duke*	5-0	5	3.0-24	2.0-21	0	0	0	0
Georgia								

85 Chandler Anderson

P / 6-0 / 191 / So.-R / Columbus, Ga. (Shaw)

- Only nine of his 30 punts have been returned.
- Nine of his punts have been downed inside the 20.
- Booted a 61-yard punt and averaged 51.7 yards on three punts at Duke (Nov. 14).
- Tech did not punt against Florida State – the first time since 2000 the Yellow Jackets did not punt at least once.
- Booted a career-long 63-yard punt at Miami (Sept. 17)
- Got off to a good start in 2009 by averaging 51.0 yards on two punts in the season opener against Jacksonville State (Sept. 5), including one 56-yard punt and one punt inside the 20.
- Serving as Tech's primary punter, allowing junior Scott Blair to focus solely on kicking duties.
- Also serves as the holder on kicks.
- Missed all of spring practice because of appendicitis.
- A non-scholarship player who learned a great deal in 2007 from practicing with Ray Guy Award winner Durant Brooks.

ANDERSON'S CAREER STATISTICS

Year	G	Punts	Yds	Avg	Net	50+	I-20	Ret	Long
2009	11	30	1,221	40.7	36.6	5	9	9-62	63
2008	13	6	250	41.7	39.0	1	1	2-16	56
TOTAL	24	36	1,471	40.9	36.4	6	10	11-78	63

CAREER HIGHS

Punts: 6 vs. Clemson, Sept. 10, 2009

Longest Punt: 63 at Miami, Sept. 17, 2009

I-20: 2 vs. Clemson, Sept. 10, 2009; 2 at Mississippi State, Oct. 3, 2009

2009 PUNTING	Punts	Yds	Avg	Net	50+	I-20	Ret	Long
Jacksonville State	2	102	51.0	51.0	1	1	0-0	56
Clemson	6	220	36.7	30.8	0	2	1-15	48
at Miami	3	137	45.7	34.3	1	0	1-14	63
North Carolina	3	140	46.7	39.0	0	1	2-23	49
at Mississippi State	3	111	37.0	37.0	1	2	0-0	50
at Florida State	0	0	0	0	0	0	0-0	0
Virginia Tech	4	138	34.5	35.2	0	1	1-(-)3	37
at Virginia	2	84	42.0	38.0	1	1	2-8	55
at Vanderbilt	3	97	32.3	32.0	0	1	1-1	40
Wake Forest	1	37	37.0	37.0	0	0	0-0	37
at Duke	3	155	51.7	43.7	1	0	1-4	61
Georgia								

12 Anthony Barnes

LB / 6-3 / 230 / Jr.-R / Cartersville, Ga. (Cartersville)

- A versatile performer who can play linebacker and defensive end, and plays an important role on special teams.
- Had three tackles and a half-tackle for loss at Florida State (Oct. 10).
- Recorded two tackles and forced a fumble in the season opener against Jacksonville State (Sept. 5).
- Had a tough-luck sophomore season, suffering a shoulder injury in the season opener and breaking a bone in his leg in the Georgia game.
- A good high school basketball player, Barnes thought at one time he wanted to play college basketball in the ACC.

2009 Player Updates

BARNES' CAREER STATISTICS

Year	G-GS	P-A	Tkl	TFL	Sck	FC	FR	Int	PB
2009	11-0	7-8	15	0.5-1	0	1	0	0	0
2008	10-4	10-6	16	0	0	0	0	0	0
2007	12-3	20-9	29	6.0-26	1.5-14	0	1	0	0
TOTAL	33-7	37-23	60	6.5-27	1.5-14	1	1	0	0

CAREER HIGHS

Tackles: 7 vs. Clemson, Sept. 29, 2007
TFL: 2.5 vs. Georgia, Nov. 24, 2007
Sacks: 1.0 at Notre Dame, Sept. 1, 2007
FC: 1 vs. Jacksonville State, Sept. 5, 2009
FR: 1 at Duke, Nov. 10, 2007

2009 GAME-BY-GAME

	P-A	TKL	TFL	SCK	FC	FR	INT	PB
Jacksonville State	1-1	2	0	0	1	0	0	0
Clemson	0-2	2	0	0	0	0	0	0
at Miami	1-0	1	0	0	0	0	0	0
North Carolina	0-2	2	0	0	0	0	0	0
at Mississippi State	0-0	0	0	0	0	0	0	0
at Florida State	2-1	3	0.5-1	0	0	0	0	0
Virginia Tech	0-2	2	0	0	0	0	0	0
at Virginia	1-0	1	0	0	0	0	0	0
at Vanderbilt	0-0	0	0	0	0	0	0	0
Wake Forest	1-0	1	0	0	0	0	0	0
at Duke	1-0	1	0	0	0	0	0	0
Georgia								

90 T.J. Barnes

DT / 6-7 / 341 / r-Fr. / Enterprise, Ala. (Enterprise)

- A talented redshirt freshman who is playing a more prominent role on the defensive line as the season progresses.
- Has 12 tackles, a tackle for loss and a quarterback hurry.
- Recorded a career-high four tackles in the win over Virginia Tech (Oct. 17).
- Had a pair of solo tackles and a tackle for loss at Mississippi State (Oct. 3).

BARNES' CAREER STATISTICS

Year	G-GS	P-A	Tkl	TFL	Sck	FC	FR	Int	PB
2009	11-0	6-6	12	1.0-5	0	0	0	0	0

CAREER HIGHS

Tackles: 4 vs. Virginia Tech, Oct. 17, 2009
TFL: 1 at Mississippi State, Oct. 3, 2009

2009 GAME-BY-GAME

	P-A	TKL	TFL	SCK	FC	FR	INT	PB
Jacksonville State	0-0	0	0	0	0	0	0	0
Clemson	0-1	1	0	0	0	0	0	0
at Miami	2-0	2	0	0	0	0	0	0
North Carolina	0-0	0	0	0	0	0	0	0
at Mississippi State	2-0	2	1.0-5	0	0	0	0	0
at Florida State	0-0	0	0	0	0	0	0	0
Virginia Tech	0-4	4	0	0	0	0	0	0
at Virginia	2-0	2	0	0	0	0	0	0
at Vanderbilt	0-0	0	0	0	0	0	0	0
Wake Forest	0-1	1	0	0	0	0	0	0
at Duke	0-0	0	0	0	0	0	0	0
Georgia								

73 Austin Barrick

OT / 6-3 / 284 / Jr.-R / Moody, Ala. (Moody)

- Suffered a heel injury in the Vanderbilt game (Oct. 31) and is out for the remainder of at least the regular season.
- Started 13 consecutive games prior to the injury.
- Emerged as a starter at right tackle late in 2008 after both senior starters went down with injuries.
- Began his career as a tight end in 2007 before moving briefly to A-back in the spring of 2008. Finally found a home at tackle in August of 2008.
- Perhaps no other player on the roster has switched positions and jersey numbers more often.
- Actually had one rushing attempt last season – an 11-yard carry for a first down at Georgia on a tackle-eligible play.

79 Sean Bedford

Center / 6-1 / 274 / Jr.-R / Gainesville, Fla. (Buchholz)

- ▶ **ACC co-Offensive Lineman of the Week (Sept. 28)**
- ▶ **ACC Offensive Lineman of the Week (Oct. 19)**

- Has started every game this season.
- Named the ACC Offensive Lineman of the Week following the Virginia Tech game (Oct. 17). Tech had 309 yards rushing against the Hokies and the line allowed just one sack.
- Named ACC co-Offensive Lineman of the Week after his performance against North Carolina (Sept. 26). He overcame cramps to help ignite a Tech offense that rushed for 317 yards.
- An aerospace engineering major who has gone from walk-on to starter at center.

■ Began career buried on the depth chart at defensive line. Coach Paul Johnson liked Bedford's work ethic and moved him to offensive line in August of 2008.

■ Johnson awarded him with a scholarship prior to the start of the 2009 season.

■ Considered Ivy League schools out of high school before opting to walk-on at Georgia Tech.

■ A Gainesville (Fla.) native who grew up attending Florida Gator games. His family attended church with the Urban Meyer family.

14 Scott Blair

PK-P / 6-0 / 180 / Jr. / Calhoun, Ga. (Calhoun)

▶ **ACC Specialist of the Week (Sept. 14)**

■ Ranks ninth in Tech history for career points by kicking (134).

■ Booted a career-long 45-yard field goal and was 3-of-3 on PATs vs. Wake Forest (Nov. 7).

■ Scored eight points on 8-of-8 PATs at Vanderbilt; also forced and recovered a fumble on a kickoff.

■ Scored 10 points including 2-of-2 on field goals at Virginia (Oct. 24).

■ Scored his 100th career point in the Virginia Tech game (Oct. 17).

■ The hero of the 30-27 win over Clemson (Sept. 10). Blair threw a 34-yard touchdown pass to Demaryius Thomas on the first pass attempt of his career; he kicked the game-winning 36-yard field goal with 57 seconds remaining; he was a perfect 3-of-3 for the day kicking field goals; he scored a career-high 12 points; and for good measure, Blair had one solo tackle.

■ A multi-talented kicker/punter who handled kickoffs only as a true freshman in 2007 before taking over kicking and punting duties in 2008.

■ Began 2009 concentrating on kicking (no punting) after becoming the first Yellow Jacket to serve as Tech's primary kicker and punter in the same season since 1983.

■ A former walk-on who was awarded a scholarship prior to the 2008 season.

■ His sister, Michelle, was on the equestrian team at Georgia in 2007-08.

Career Points By Kicking Leaders

1.	Luke Manget	1999-02	322
2.	Travis Bell	2004-07	321
3.	Scott Sisson	1989-92	299
4.	David Bell	1983-86	172
5.	Johnny Smith	1977-80	159
6.	Brad Chambers	1995-98	158
7.	Ron Rice	1980-83	150
8.	Thomas Palmer	1985-88	138
9.	Scott Blair	2007-*	134
10.	Dave Frakes	1994-97	127

	XP-A	FG-A	Pct	1-19	20-29	30-39	40-49	50+	Lg	Blk
2009	37-38	9-13	.692	0-0	4-5	4-6	1-2	0-0	45	0
2008	33-35	12-19	.632	0-0	8-8	4-5	0-3	0-3	39	0
2007	1-1	0-0	.000	0-0	0-0	0-0	0-0	0	0	0
TOTAL	71-74	21-32	.656	0-0	12-13	8-11	1-5	0-3	45	0

	G	Punts	Yds	Avg	Net	50+	I-20	Ret	Long
2008	13	41	1595	38.9	32.8	6	11	12-131	58

CAREER HIGHS

Field Goals: 3 vs. Clemson, Sept. 10, 2009

Field Goal Attempts: 3, three times

Longest Field Goal: 45 yards vs. Wake Forest, Nov. 7, 2009

Longest Field Goal Attempt: 52, two times

PATs: 8 at Vanderbilt, Oct. 31, 2009

Longest Punt: 58 vs. Gardner-Webb, Oct. 11, 2008

Punt Attempts: 7 vs. Clemson, Oct. 18, 2008

Highest Punt Average (min. 2 atts.): 48.4 (5 atts.) vs. Gardner-Webb, Oct. 11, 2008

I-20: 4 vs. Clemson, Oct. 18, 2008

Points Scored: 12 vs. Clemson, Sept. 10, 2009

	XP-A	FG-A	1-19	20-29	30-39	40-49	50+	Lg	Blk
Jacksonville State	4-5	1-2	0-0	1-1	0-0	0-1	0-0	20	0
Clemson	3-3	3-3	0-0	1-1	2-2	0-0	0-0	36	0
at Miami	2-2	1-2	0-0	0-0	1-2	0-0	0-0	32	0
North Carolina	2-2	1-3	0-0	0-1	1-2	0-0	0-0	34	0
at Mississippi State	0-0	0-0	0-0	0-0	0-0	0-0	0-0	0	0
at Florida State	0-0	0-0	0-0	0-0	0-0	0-0	0-0	0	0
Virginia Tech	4-4	0-0	0-0	0-0	0-0	0-0	0-0	0	0
at Virginia	4-4	2-2	0-0	2-2	0-0	0-0	0-0	24	0
at Vanderbilt	8-8	0-0	0-0	0-0	0-0	0-0	0-0	0	0
Wake Forest	3-3	1-1	0-0	0-0	0-0	1-1	0-0	45	0
at Duke	7-7	0-0	0-0	0-0	0-0	0-0	0-0	0	0
Georgia									

40 Julian Burnett

LB / 5-10 / 221 / Fr. / Macon, Ga. (Westside)

- Ranks eighth on the team in total tackles (33).
- Had six solo tackles and seven total tackles at Duke (Nov. 14).
- Recorded three tackles before suffering a knee injury vs. Virginia Tech (Oct. 17).
- Did not play at Virginia because of the injury (Oct. 24).
- Made his first career start vs. North Carolina (Sept. 26). Also started at Mississippi State (Oct. 3).
- Had four solo tackles at Miami (Sept. 17).
- Began his career on a solid note, recording a team-high nine tackles and a

2009 Player Updates

half-sack in his first collegiate game, vs. Jacksonville State (Sept. 5).

- A true freshman who is making an immediate impact at linebacker.
- Small in size, but is quick and relentless to the football.
- Has five siblings.

BURNETT'S CAREER STATISTICS

Year	G-GS	P-A	Tkl	TFL	Sck	FC	FR	Int	PB
2009	10-2	20-13	33	0.5-2	0.5-2	0	0	0	0

CAREER HIGHS

Tackles: 9 vs. Jacksonville State, Sept. 5, 2009
TFL: 0.5 vs. Jacksonville State, Sept. 5, 2009
Sacks: 0.5 vs. Jacksonville State, Sept. 5, 2009

2009 GAME-BY-GAME

	P-A	TKL	TFL	SCK	FC	FR	INT	PB
Jacksonville State	5-4	9	0.5-2	0.5-2	0	0	0	0
Clemson	0-1	1	0	0	0	0	0	0
at Miami	4-0	4	0	0	0	0	0	0
North Carolina*	1-2	3	0	0	0	0	0	0
at Mississippi State*	3-0	3	0	0	0	0	0	0
at Florida State	0-0	0	0	0	0	0	0	0
Virginia Tech	1-2	3	0	0	0	0	0	0
at Virginia	INJ							
at Vanderbilt	1-1	2	0	0	0	0	0	0
Wake Forest	0-1	1	0	0	0	0	0	0
at Duke	5-2	7	0	0	0	0	0	0
Georgia								

2 Mario Butler

CB / 6-1 / 182 / Jr. / Jacksonville, Fla. (Nease)

- A veteran corner who has started 24 consecutive games.
- Has recorded 35 tackles, 3.5 tackles for loss and two interceptions.
- Recorded career-highs for tackles (8) and had 1.5 tackles for loss vs. Wake Forest (Nov. 7).
- Had four solo tackles and recorded his second interception of the season, his third career INT, at Mississippi State (Oct. 3).
- Recorded five solo tackles and a tackle for loss vs. North Carolina (Sept. 26).
- Had four solo tackles and six total tackles at Miami (Sept. 17)
- Recorded his second career interception when he picked off a Kyle Parker pass against Clemson (Sept. 10).
- A tough player who rarely needs a visit to the training room.
- A good student, majoring in science, technology and culture.
- High school teammate of Tim Tebow.

BUTLER'S CAREER STATISTICS

Year	G-GS	P-A	Tkl	TFL	Sck	FC	FR	Int	PB
2009	11-11	26-9	35	3.5-7	0	0	0	2-2	2
2008	13-13	33-8	41	3.5-10	0	0	0	1-0	4
2007	12-0	3-0	3	0	0	0	0	0	0
TOTAL	36-24	62-17	79	7.0-17	0	0	0	3-2	6

CAREER HIGHS

Tackles: 8 vs. Wake Forest, Nov. 7, 2009
TFL: 2.0 vs. Duke, Oct. 4, 2008
Interceptions: 1, three times
PB: 1, five times

2009 GAME-BY-GAME

	P-A	TKL	TFL	SCK	FC	FR	INT	PB
Jacksonville State*	1-0	1	0	0	0	0	0	1
Clemson*	0-2	2	0.5-2	0	0	0	1-2	0
at Miami*	4-2	6	0	0	0	0	0	0
North Carolina*	5-0	5	1.0-1	0	0	0	0	0
at Mississippi State*	4-0	4	0	0	0	0	1-0	0
at Florida State*	1-0	1	0	0	0	0	0	0
Virginia Tech*	1-0	1	0	0	0	0	0	0
at Virginia*	1-1	2	0	0	0	0	0	0
at Vanderbilt*	1-0	1	0	0	0	0	0	0
Wake Forest*	6-2	8	1.5-3	0	0	0	0	0
at Duke*	2-2	4	0.5-1	0	0	0	0	1
Georgia								

75 Nick Claytor

OT / 6-6 / 284 / So.-R / Gainesville, Ga. (Gainesville)

- Has not started this season, but is a top O-line reserve.
- Missed all of spring practice after undergoing surgery on his back.
- Stepped in to start the final five games of 2008 and helped Tech lead the ACC and rank fourth nationally in rushing.
- Can play either tackle position.
- More than 10 pounds lighter and a step quicker than he was last season.

82 Kevin Cone

WR / 6-2 / 206 / Jr.-R / Stone Mountain, Ga. (St. Pius X Catholic/Shorter College)

- Suffered a broken ankle at Florida State (Oct. 10) and is out the rest of the season.
- A non-scholarship player who earned a starting job in Games 1-3.
- Made three tackles on special teams.

■ Transferred to Georgia Tech from Shorter College, walked-on the Yellow Jacket roster, and sat out 2008 under NCAA transfer rules.

■ Father, Ronny, played football at Georgia Tech from 1979-83 and later with the New York Giants.

■ Brother, Zach, plays baseball at the University of Georgia.

■ A mechanical engineering major.

CONE'S CAREER STATISTICS

Year	GP-GS	Rec	Yds	Avg	TD	LP	Rush	Yds	Avg	TD	LP
2009	6-3	0	0	0.0	0	0	0	0	0	0	0

2008 GAME-BY-GAME

	Rec	Yds	Avg	TD	LP	Rush	Yds	Avg	TD	LP
Jacksonville State*	0	0	0.0	0	0	0	0	0.0	0	0
Clemson*	0	0	0.0	0	0	0	0	0.0	0	0
at Miami*	0	0	0.0	0	0	0	0	0.0	0	0
North Carolina	0	0	0.0	0	0	0	0	0.0	0	0
at Mississippi State	0	0	0.0	0	0	0	0	0.0	0	0
at Florida State	0	0	0.0	0	0	0	0	0.0	0	0
Virginia Tech	INJ									
at Virginia	INJ									
at Vanderbilt	INJ									
Wake Forest	INJ									
at Duke	INJ									
Georgia										

36 Lucas Cox

RB / 6-0 / 232 / Jr.-R / Lewisberry, Pa. (Red Land/Connecticut)

- Has seen action in 24 consecutive games and is one of Tech's best blocking running backs.
- Rushed six times for 23 yards in the season opener vs. Jacksonville State (Sept. 5).
- A tough, hard-nosed player who can play both A-back and B-back.
- A strong player who is difficult to bring down when he gets the option pitch around end.
- Started every game at A-back in 2008.
- Began his career at UConn in 2006 before transferring to Tech.
- Brother, Mike, plays fullback for the Kansas City Chiefs. Brother, Matt, is a fullback at Bloomsburg State. Father, Lawrence, played fullback at Temple from 1979-82.

COX'S CAREER STATISTICS

Year	GP	Rush	Yds	Avg	TD	LP	Rec	Yds	Avg	TD	LP
2009	11-0	9	31	3.4	0	6	0	0	0	0	0
2008	13-13	26	200	7.7	3	36	3	57	19.0	0	29
TOTAL	24-13	35	231	6.6	3	36	3	57	19.0	0	29

CAREER HIGHS

Rushing Attempts: 8 vs. Miami, Nov. 20, 2008

Rushing Yards: 78 vs. Miami, Nov. 20, 2008

Pass Receptions: 1, three times

Receiving Yards: 29 vs. Jacksonville State, Aug. 28, 2008

Longest Rush: 36 at Virginia Tech, Sept. 13, 2008

Longest Reception: 29 vs. Jacksonville State, Aug. 28, 2008

TDs: 1, three times

2009 GAME-BY-GAME

	Rush	Yds	Avg	TD	LP	Rec	Yds	Avg	TD	LP
Jacksonville State	6	23	3.8	0	6	0	0	0	0	0
Clemson	0	0	0.0	0	0	0	0	0	0	0
at Miami	2	6	3.0	0	4	0	0	0	0	0
North Carolina	1	2	2.0	0	2	0	0	0	0	0
at Mississippi State	0	0	0.0	0	0	0	0	0	0	0
at Florida State	0	0	0.0	0	0	0	0	0	0	0
Virginia Tech	0	0	0.0	0	0	0	0	0	0	0
at Virginia	0	0	0.0	0	0	0	0	0	0	0
at Vanderbilt	0	0	0.0	0	0	0	0	0	0	0
Wake Forest	0	0	0.0	0	0	0	0	0	0	0
at Duke	0	0	0.0	0	0	0	0	0	0	0
Georgia										

94 Izaan Cross

DE / 6-4 / 272 / Fr. / Flowery Branch, Ga. (Flowery Branch)

- A talented true freshman who has played in 10 games and started two games.
- Had a tackle for loss and a quarterback hurry at Duke (Nov. 14).
- Recorded three tackles, a tackle for loss and a fumble recovery at Vanderbilt (Oct. 31).
- Was in the starting lineup against Florida State (Oct. 10) and Virginia Tech (Oct. 17).
- Had one tackle including a half-tackle for loss in the win over Virginia Tech.
- Recorded a pair of tackles at Mississippi State (Oct. 3).
- One of three Flowery Branch HS products on the Tech roster.

CROSS' CAREER STATISTICS

Year	G-GS	P-A	Tkl	TFL	Sck	FC	FR	Int	PB
2009	10-2	5-3	8	2.5-3	0	0	1-0	0	0

CAREER HIGHS

2009 Player Updates

Tackles: 3 at Vanderbilt, Oct. 31, 2009
TFL: 1.0 at Vanderbilt, Oct. 31, 2009; 1.0 at Duke, Nov. 14, 2009
FR: 1 at Vanderbilt, Oct. 31, 2009

2009 GAME-BY-GAME	P-A	TKL	TFL	SCK	FC	FR	INT	PB
Jacksonville State	0-0	0	0	0	0	0	0	0
Clemson	0-0	0	0	0	0	0	0	0
at Miami	DNP							
North Carolina	0-0	0	0	0	0	0	0	0
at Mississippi State	2-0	2	0	0	0	0	0	0
at Florida State*	1-0	1	0	0	0	0	0	0
Virginia Tech*	0-1	1	0.5-0	0	0	0	0	0
at Virginia	0-0	0	0	0	0	0	0	0
at Vanderbilt	1-2	3	1.0-1	0	0	1-0	0	0
Wake Forest	0-0	0	0	0	0	0	0	0
at Duke	1-0	1	1.0-2	0	0	0	0	0
Georgia								

33 Mario Edwards

DB / 6-1 / 216 / Jr. / College Park, Ga. (Westside HS/Virginia Tech)
 ■ Has recorded a half tackle for loss, two pass break-ups and a fumble caused.
 ■ Recorded a career-high seven tackles, including six solo tackles, at Duke (Nov. 14).
 ■ Earned his first career start vs. Wake Forest (Nov. 7) and responded with six tackles, a half tackle for loss and two pass break-ups.
 ■ A versatile, athletic performer who can play anything from linebacker to safety.
 ■ Began his career at Virginia Tech before transferring to Georgia Tech prior to the 2008 season. Received a waiver from the NCAA to begin participating immediately.

EDWARDS' CAREER STATISTICS

Year	G-GS	P-A	Tkl	TFL	Sck	FC	FR	Int	PB
2009	9-2	14-7	21	0.5-2	0	1	0	0	2
2008	12-0	5-2	7	0	0	1	1-0	0	0
TOTAL	21-2	19-9	28	0.5-2	0	2	1-0	0	2

CAREER HIGHS

Tackles: 7 at Duke, Nov. 14, 2009
TFL: 0.5 vs. Wake Forest, Nov. 7, 2009
FC: 1 at Clemson, Oct. 18, 2008; at Vanderbilt, Oct. 31, 2009
FR: 1 vs. Jacksonville State, Aug. 28, 2008
PB: 2 vs. Wake Forest, Nov. 7, 2009

2009 GAME-BY-GAME	P-A	TKL	TFL	SCK	FC	FR	INT	PB
Jacksonville State	1-0	1	0	0	0	0	0	0
Clemson	0-0	0	0	0	0	0	0	0
at Miami	0-0	0	0	0	0	0	0	0
North Carolina	DNP							
at Mississippi State	DNP							
at Florida State	1-0	1	0	0	0	0	0	0
Virginia Tech	0-0	0	0	0	0	0	0	0
at Virginia	1-0	1	0	0	0	0	0	0
at Vanderbilt	3-2	5	0	0	1	0	0	0
Wake Forest	2-4	6	0.5-2	0	0	0	0	2
at Duke*	6-1	7	0	0	0	0	0	0
Georgia								

41 Anthony Egbuniwe

DE / 6-4 / 255 / Jr.-R / Greenville, S.C. (James L. Mann/Tulsa)
 ■ Back in the starting lineup after sitting out games at Florida State and Virginia Tech because of an illness.
 ■ Has recorded 2.5 tackles for loss, 1.5 sacks, two forced fumbles and two fumble recoveries.
 ■ Enjoyed the best game of his career at Mississippi State (Oct. 3) when he recorded four solo tackles, a sack, two forced fumbles, a fumble recovery and a pass break-up.
 ■ Made his first career start against North Carolina (Sept. 26) in place of injured Robert Hall and responded with two tackles and a half-sack.
 ■ Recorded three tackles and a tackle for loss against Clemson (Sept. 10).
 ■ Transferred from Tulsa to Georgia Tech following the 2006 season and sat out 2007 under NCAA transfer rules.

EGBUNIWE'S CAREER STATISTICS

Year	G-GS	P-A	Tkl	TFL	Sck	FC	FR	Int	PB
2009	9-6	9-4	13	2.5-14	1.5-13	2	2	0	1
2008	11-0	1-1	2	0	0	0	0	0	0
TOTAL	20-6	10-5	15	2.5-14	1.5-13	2	2	0	1

CAREER HIGHS

Tackles: 3 vs. Clemson, Sept. 10, 2009; 3 at Mississippi State, Oct. 3, 2009
TFL: 1.0 vs. Clemson, Sept. 10, 2009; at Mississippi State, Oct. 3, 2009
Sacks: 1.0 at Mississippi State, Oct. 3, 2009
FC: 2 at Mississippi State, Oct. 3, 2009
FR: 1 at Mississippi State, Oct. 3, 2009; 1 at Vanderbilt, Oct. 31, 2009
PB: 1 at Mississippi State, Oct. 3, 2009

2009 GAME-BY-GAME	P-A	TKL	TFL	SCK	FC	FR	INT	PB
-------------------	-----	-----	-----	-----	----	----	-----	----

Jacksonville State	0-1	1	0	0	0	0	0	0
Clemson	2-1	3	1.0-1	0	0	0	0	0
at Miami	1-0	1	0	0	0	0	0	0
North Carolina*	1-1	2	0.5-3	0.5-3	0	0	0	0
at Mississippi State*	4-0	4	1.0-10	1.0-10	2	1	0	1
at Florida State	INJ							
Virginia Tech	INJ							
at Virginia*	1-0	1	0	0	0	0	0	0
at Vanderbilt*	1-0	1	0	0	0	1	0	0
Wake Forest*	0-0	0	0	0	0	0	0	0
at Duke*	0-1	1	0	0	0	0	0	0
Georgia								

70 Joseph Gilbert

OL / 6-4 / 280 / So.-R / Cartersville, Ga. (Cartersville)

■ Has started 23 of Tech's last 24 games at guard.
 ■ Part of a starting offensive line in 2008 that helped the Yellow Jackets lead the ACC and rank fourth nationally in rushing.
 ■ A management major.

54 Sedic Griffin

LB / 5-11 / 225 / Sr. / Blair, S.C. (Fairfield Central)

■ Ranks second on the team in total tackles (60) and ranks first in solo tackles (38).
 ■ Has 3.0 tackles for loss, 0.5 sacks, two pass break-ups and one quarterback hurry.
 ■ Produced seven tackles, six solo tackles and a tackle for loss against Wake Forest (Nov. 7).
 ■ Had eight tackles and a half-sack in the win over fourth-ranked Virginia Tech (Oct. 17).
 ■ Recorded six tackles and a tackle for loss at Florida State (Oct. 10).
 ■ His 10 solo tackles at Mississippi State (Oct. 3) were the most by a Yellow Jacket since Nov. 24, 2007 when Philip Wheeler had 10 against Georgia.
 ■ Had seven tackles, five solo tackles, and a half-tackle for loss in the season opener vs. Jacksonville State (Sept. 5).
 ■ One of the ACC's most underrated players.
 ■ Makes up for his lack of height with his relentless play and bone-crushing tackles.
 ■ One of six scholarship seniors on the roster and a team leader.
 ■ Began the 2008 season as a reserve but quickly established himself as perhaps Tech's most consistent defender.
 ■ Is married to wife, Ashlyn.

GRIFFIN'S CAREER STATISTICS

Year	G-GS	P-A	Tkl	TFL	Sck	FC	FR	Int	PB
2009	11-11	38-22	60	3.0-10	0.5-3	0	0	0	2
2008	12-11	31-22	53	8.0-33	3.0-22	0	0	0	1
2007	11-0	2-2	4	0	0	0	0	0	0
2006	14-0	8-3	11	1.0-3	0	0	0	0	0
TOTAL	48-22	79-49	128	12.0-46	3.5-25	0	0	0	3

CAREER HIGHS

Tackles: 10 at Mississippi State, Oct. 3, 2009
TFL: 2.5 vs. Duke, Oct. 4, 2008
Sacks: 1.0, three times
PB: 1, three times

2009 GAME-BY-GAME	P-A	TKL	TFL	SCK	FC	FR	INT	PB
Jacksonville State*	5-2	7	0.5-1	0	0	0	0	0
Clemson*	2-3	5	0	0	0	0	0	1
at Miami*	2-2	4	0	0	0	0	0	0
North Carolina*	2-0	2	0	0	0	0	0	0
at Mississippi State*	10-0	10	0	0	0	0	0	0
at Florida State*	3-3	6	1.0-3	0	0	0	0	0
Virginia Tech*	4-4	8	0.5-3	0.5-3	0	0	0	0
at Virginia*	1-0	1	0	0	0	0	0	0
at Vanderbilt*	1-4	5	0	0	0	0	0	1
Wake Forest*	6-1	7	1.0-3	0	0	0	0	0
at Duke*	2-3	5	0	0	0	0	0	0
Georgia								

97 Robert Hall

DE / 6-3 / 259 / Jr.-R / Hawkinsville, Ga. (Hawkinsville)

■ Suffered a knee injury in the Miami game (Sept. 17) and is out for the season.
 ■ Had four solo tackles at Miami before suffering the knee injury.
 ■ Recorded a career-high eight tackles and a half-tackle for loss in the win over Clemson (Sept. 10).
 ■ Made first career start, had three tackles and a half-tackle for loss in the season opener vs. Jacksonville State (Sept. 5).
 ■ Has played in more than 30 career games.
 ■ Played in the shadows of current Cincinnati Bengal Michael Johnson the previous two years.
 ■ A starter at end in 2009 after serving as a back-up and key special teams player the previous two seasons.
 ■ Born in Frankfurt, Germany.

2009 Player Updates

HALL'S CAREER STATISTICS

Year	G-GS	P-A	Tkl	TFL	Sck	FC	FR	Int	PB
2009	3-3	4-6	10	1.5-6	0.5-1	0	0	0	0
2008	13-0	7-6	13	1.5-5	0	1	1	0	0
2007	3-0	0	0	0	0	0	0	0	0
2006	14-0	8-0	8	1.0-6	1-6	0	0	0	0
TOTAL	33-3	19-12	31	4.0-17	1.5-7	1	1	0	0

CAREER HIGHS

Tackles: 4 at Miami, Sept. 17, 2009

Sacks: 1.0 vs. Duke, 2006

TFL: 1.0, three times

FR: 1 vs. Clemson, Oct. 18, 2008

2009 GAME-BY-GAME

	P-A	TKL	TFL	SCK	FC	FR	INT	PB
Jacksonville State*	0-3	3	0.5-1	0.5-1	0	0	0	0
Clemson*	0-3	3	0	0	0	0	0	0
at Miami*	4-0	4	1.0-5	0	0	0	0	0
North Carolina	INJ							
at Mississippi State	INJ							
at Florida State	INJ							
Virginia Tech	INJ							
at Virginia	INJ							
at Vanderbilt	INJ							
Wake Forest	INJ							
at Duke	INJ							
Georgia								

5 Stephen Hill

WR / 6-4 / 196 / Fr. / Lithonia, Ga. (Miller Grove)

- Caught his first career-touchdown pass – a 32-yard strike from Josh Nesbitt – at Duke (Nov. 14).
- Missed the Vanderbilt game (Oct. 31) because of flu-like symptoms.
- Rushed one time for 21 yards against Wake Forest (Nov. 7).
- Had a 14-yard rushing attempt in the win over Virginia Tech (Oct. 17).
- Ran for his first career touchdown on a 24-yard end around and made a 53-yard pass reception at Mississippi State (Oct. 3).
- Made first career start vs. North Carolina (Sept. 26) and responded with two receptions for 38 yards, including one for 33 yards.
- A highly-touted true freshman who is making an immediate impact.
- One of the fastest players on the team.
- Broke the state high school long jump record of 25' 8 3/4". That record jump would have won the ACC championship last spring by 2.75 inches and would have finished tied for ninth at the most recent Olympics.

HILL'S CAREER STATISTICS

Year	GP-GS	Rec	Yds	Avg	TD	LP	Rush	Yds	Avg	TD	LP
2009	10-1	5	129	25.8	1	53	4	58	14.5	1	24

CAREER HIGHS

Receptions: 2 vs. North Carolina, Sept. 26, 2009; 2 at Duke, Nov. 14, 2009

Receiving Yards: 53 at Mississippi State, Oct. 3, 2009

Receiving Touchdowns: 1 at Duke, Nov. 14, 2009

Longest Reception: 53 at Mississippi State, Oct. 3, 2009

Rushing Attempts: 1, four times

Rushing Yards: 24 at Mississippi State, Oct. 3, 2009

Rushing Touchdowns: 1 at Mississippi State, Oct. 3, 2009

Longest Rush: 24 at Mississippi State, Oct. 3, 2009

2008 GAME-BY-GAME

	Rec	Yds	Avg	TD	LP	Rush	Yds	Avg	TD	LP
Jacksonville State	0	0	0.0	0	0	1	-1	-1.0	0	0
Clemson	0	0	0.0	0	0	0	0	0.0	0	0
at Miami	0	0	0.0	0	0	0	0	0.0	0	0
North Carolina*	2	38	19.0	0	33	0	0	0.0	0	0
at Mississippi State	1	53	53.0	0	53	1	24	24.0	1	24
at Florida State	0	0	0.0	0	0	0	0	0.0	0	0
Virginia Tech	0	0	0.0	0	0	1	14	14.0	0	14
at Virginia	0	0	0.0	0	0	0	0	0.0	0	0
at Vanderbilt	DNP									
Wake Forest	0	0	0.0	0	0	1	21	21.0	0	21
at Duke	2	38	19.0	1	32	0	0	0.0	0	0
Georgia										

71 Cord Howard

OL / 6-5 / 308 / Sr.-R / Phenix City, Ala. (Central)

► **Second Team Midseason All-American (Sports Illustrated)**

► **ACC Offensive Lineman of the Week (Nov. 16)**

► **ACC Offensive Lineman of the Week (Oct. 12)**

- Has started a team-high 30 consecutive games.
- Named ACC Offensive Lineman of the Week after helping the offense rush for 306 yards and produce 519 total yards at Duke (Nov. 14).
- Tech's nominee for ACC Offensive Lineman of the Week after the Yellow Jackets produced 597 yards of total offense of 404 rushing yards at Vanderbilt (Oct. 31).
- Named the ACC Offensive Lineman of the Week Oct. 12 after helping Tech rush for 401 yards and produce 532 yards total offense at Florida State (Oct.

10).

■ Nominated for ACC Lineman of the Week after helping Tech to 335 rushing yards and 497 yards of total offense in the season opener vs. Jacksonville State (Sept. 5).

■ A second team All-ACC selection in 2008 after helping Tech rank first in the ACC and fourth nationally in rushing offense.

■ Comes from the same high school as talented true freshman teammate Orwin Smith.

■ Can play either guard position and started all 13 games in 2008.

■ One of just six scholarship seniors on the roster.

■ Full name is Cordaro Jerome Howard.

51 Brad Jefferson

LB / 6-2 / 237 / Jr. / Wrightsville, Ga. (Johnson County)

► **ACC co-Defensive Lineman of the Week (Oct. 4)**

- Has recorded at least eight tackles in six of the last seven games.
- The team leader in total tackles (76), and ranks second in tackles for loss (7.0). Also has two pass break-ups and two forced fumbles.
- Recorded a team-high nine tackles and a tackle for loss at Duke (Nov. 14).
- Had eight tackles and a half-tackle for loss vs. Wake Forest (Nov. 7).
- Recorded nine tackles at Vanderbilt (Oct. 31).
- Tech's nominee for ACC defender of the week after recording six tackles and two tackles for loss in the 34-9 win at Virginia (Oct. 24).
- Had eight tackles and a tackle for loss in the win over Virginia Tech (Oct. 17).
- Recorded a career-high nine tackles at Florida State (Oct. 10).
- Recorded the first two fumble recoveries of his career; had eight tackles, seven solo tackles and a tackle for loss at Mississippi State (Oct. 3). Was named the ACC co-Defensive Lineman of the Week for his performance.
- Recorded five tackles and a career-high two pass break-ups in the season opener vs. Jacksonville State (Sept. 5).
- Endured an injury-plagued 2008 sophomore year.
- Began the 2008 season as a starter but was injured (dislocated wrist) in the season opener. Did not get back into full swing until late in the season.
- Considered a quarterback of the Yellow Jacket defense.
- One of the strongest players on the team.
- Widely referred to as "Gladiator"

JEFFERSON'S CAREER STATISTICS

Year	G-GS	P-A	Tkl	TFL	Sck	FC	FR	Int	PB
2009	11-11	35-41	76	7.0-16	0	2	0	0	2
2008	9-3	16-8	24	1.0-1	0	0	0	0	1
2007	12-0	5-5	10	0	0	0	0	0	0
TOTAL	32-14	56-54	110	8.0-17	0	2	0	0	3

CAREER HIGHS

Tackles: 9, three times

TFL: 2.0 at Virginia, Oct. 24, 2009

FC: 2 at Mississippi State, Oct. 3, 2009

PB: 2 vs. Jacksonville State, Sept. 5, 2009

2009 GAME-BY-GAME

	P-A	TKL	TFL	SCK	FC	FR	INT	PB
Jacksonville State*	1-4	5	0	0	0	0	0	2
Clemson*	1-7	8	0.5-1	0	0	0	0	0
at Miami*	3-1	4	1.0-3	0	0	0	0	0
North Carolina*	0-2	2	0	0	0	0	0	0
at Mississippi State*	7-1	8	1.0-1	0	2	0	0	0
at Florida State*	6-3	9	0	0	0	0	0	0
Virginia Tech*	2-6	8	1.0-2	0	0	0	0	0
at Virginia*	5-1	6	2.0-7	0	0	0	0	0
at Vanderbilt*	3-6	9	0	0	0	0	0	0
Wake Forest*	1-7	8	0.5-1	0	0	0	0	0
at Duke*	6-3	9	1.0-1	0	0	0	0	0
Georgia								

20 Roddy Jones

A-back / 5-9 / 195 / So.-R / Stone Mountain, Ga. (Chamblee)

- Has played in the last 10 games after sitting out Game 1 to recover from a dislocated wrist injury suffered over the summer.
- Averaging 5.5 yards per carry and has three rushing touchdowns.
- Rushed eight times for 58 yards vs. Wake Forest (Nov. 7).
- Had his most extensive action of the season at Vanderbilt (Oct. 31) with nine carries for 80 Yards and one touchdown.
- Ran for his second touchdown of the season at Mississippi State (Oct. 3).
- Sat out the season opener against Jacksonville State as a precaution.
- A returning starter at A-back.
- Did not endure any contact in preseason practice until late August.
- Gives Tech a multi-threat weapon as a ball-carrier, receiver and kick/punt returner.
- Came on strong late in 2008 with 311 rushing yards over the last two games.
- Rushed for a career-best 214 yards in a memorable performance against Georgia. Earned AT&T National Player of the Week honors for his efforts.
- A good all-around athlete who was drafted by the Chicago White Sox out of

2009 Player Updates

high school.

- Brother, Darius, plays running back at the Air Force Academy.

JONES' CAREER STATISTICS

Year	GP	Rush	Yds	Avg	TD	LP	Rec	Yds	Avg	TD	LP
2009	10-10	44	241	5.5	3	23	0	0	0.0	0	0
2008	13-13	81	690	8.5	4	62	8	155	19.4	1	41
TOTAL	23-23	125	931	7.5	7	62	8	155	19.4	1	41
Returns	KOR	Yds	Avg	TD	LP	PR	Yds	Avg	TD	LP	
2009	0	0	0.0	0	0	0	0	0.0	0	0	
2008	15	354	23.6	0	46	6	53	8.8	0	29	
TOTAL	15	354	23.6	0	46	6	53	8.8	0	29	

CAREER HIGHS

- Rushing Attempts:** 13 at Georgia, Nov. 29, 2008
- Rushing Yards:** 214 at Georgia, Nov. 29, 2008
- Rushing Touchdowns:** 2 at Georgia, Nov. 29, 2008
- Receptions:** 2 vs. Jacksonville State, Aug. 28, 2008, 2 at North Carolina, Nov. 8, 2008
- Receiving Yards:** 50 vs. Jacksonville State, Aug. 28, 2008
- Receiving Touchdowns:** 1 vs. at Virginia Tech, Sept. 13, 2008
- Longest Rush:** 62 at Georgia, Nov. 29, 2008
- Longest Reception:** 41 vs. at Virginia Tech, Sept. 13, 2008
- Kick Returns:** 4 at Georgia, Nov. 29, 2008
- Kick Return Yards:** 98 at Georgia, Nov. 29, 2008
- Long Kick Return:** 46 vs. Florida State, Nov. 1, 2008
- Punt Returns:** 4 at North Carolina, Nov. 8, 2008
- Punt Return Yards:** 29 vs. Virginia, Oct. 25, 2008
- Long Punt Return:** 29 vs. Virginia, Oct. 25, 2008
- All Purpose Yards:** 312 at Georgia, Nov. 29, 2008

2009 GAME-BY-GAME	Rush	Yds	Avg	TD	LP	Rec	Yds	Avg	TD	LP
Jacksonville State	DNP									
Clemson*	5	11	2.2	0	8	0	0	0.0	0	0
at Miami*	6	18	3.0	0	12	0	0	0.0	0	0
North Carolina*	4	20	5.0	1	13	0	0	0.0	0	0
at Mississippi State*	3	8	2.7	1	5	0	0	0.0	0	0
at Florida State*	5	29	5.8	0	11	0	0	0.0	0	0
Virginia Tech*	2	7	3.5	0	5	0	0	0.0	0	0
at Virginia*	0	0	0.0	0	0	0	0	0.0	0	0
at Vanderbilt*	9	80	8.9	1	23	0	0	0.0	0	0
Wake Forest*	8	58	7.2	0	17	0	0	0.0	0	0
at Duke*	2	10	5.0	0	6	0	0	0.0	0	0
Georgia										

46 Preston Lyons

B-back / 6-0 / 213 / So.-R / Atlanta, Ga. (Colgate/Marist School)

- The Colgate transfer is the top back-up to Jonathan Dwyer at B-back.
- Ran for his first career touchdown – a 31-yard TD run – in the win over Wake Forest (Nov. 7). Finished the game with four carries for 41 yards.
- Rushed six times for 34 yards (5.7 ypa) at Virginia (Oct. 24).
- A local product who attended Marist School in Atlanta.

LYONS' CAREER STATISTICS

Year	GP	Rush	Yds	Avg	TD	LP	Rec	Yds	Avg	TD	LP
2009	10-0	27	129	4.8	1	31	0	0	0.0	0	0

CAREER HIGHS

- Rushing Attempts:** 6 at Virginia, Oct. 24, 2009
- Rushing Yards:** 41 vs. Wake Forest, Nov. 7, 2009
- Rushing Touchdowns:** 1 vs. Wake Forest, Nov. 7, 2009
- Longest Rush:** 31 vs. Wake Forest, Nov. 7, 2009

2009 GAME-BY-GAME	Rush	Yds	Avg	TD	LP	Rec	Yds	Avg	TD	LP
Jacksonville State	3	7	2.3	0	3	0	0	0.0	0	0
Clemson	DNP									
at Miami	1	6	6.0	0	6	0	0	0.0	0	0
North Carolina	3	14	4.7	0	7	0	0	0.0	0	0
at Mississippi State	2	4	2.0	0	4	0	0	0.0	0	0
at Florida State	1	4	4.0	0	4	0	0	0.0	0	0
Virginia Tech	2	6	3.0	0	4	0	0	0.0	0	0
at Virginia	6	34	5.7	0	13	0	0	0.0	0	0
at Vanderbilt	3	7	2.3	0	4	0	0	0.0	0	0
Wake Forest	4	41	10.3	1	31	0	0	0.0	0	0
at Duke	2	6	3.0	0	4	0	0	0.0	0	0
Georgia										

84 Tyler Melton

WR / 6-0 / 206 / So. / Houston, Texas (Langham Creek)

- Recorded a 13-yard reception vs. Wake Forest (Nov. 7).
- Had his first reception of the season, catching a nine-yard pass on Tech's first play of the game, at Virginia (Oct. 24).
- Threw a key block that led to Josh Nesbitt's go-ahead touchdown in the fourth quarter against Virginia Tech (Oct. 17).
- Starting at wide receiver opposite All-American candidate Demaryius Thomas.
- Missed the first four games of the season with a knee injury. Also missed three games in 2008 with a knee injury.

MELTON'S CAREER STATISTICS

Year	GP-GS	Rush	Yds	Avg	TD	LP	Rec	Yds	Avg	TD	LP
2009	7-7	0	0	0.0	0	0	2	22	11.0	0	13
2008	10-7	0	0	0.0	0	0	5	53	10.6	0	25
TOTAL	17-14	0	0	0.0	0	0	7	75	10.7	0	25

Returns	KOR	Yds	Avg	TD	LP	PR	Yds	Avg	TD	LP
2009	0	0	0.0	0	0	0	0	0.0	0	0
2008	4	72	18.0	0	19	15	86	5.7	0	16
TOTAL	4	72	18.0	0	19	15	86	5.7	0	16

CAREER HIGHS

- Receptions:** 2 at Boston College, Sept. 6, 2008; 2 at Virginia Tech, Sept. 13, 2008
- Yards Receiving:** 31 at Virginia Tech, Sept. 13, 2008
- Long Reception:** 25 at Virginia Tech, Sept. 13, 2008
- Kick Returns:** 1, four times
- Kick Return Yards:** 19 at Virginia Tech, Sept. 13, 2008
- Longest Kick Return:** 19 at Virginia Tech, Sept. 13, 2008
- Punt Returns:** 6 vs. Gardner-Webb, Oct. 11, 2009
- Punt Return Yards:** 53 vs. Gardner-Webb, Oct. 11, 2009
- Longest Punt Return:** 16 vs. Gardner-Webb, Oct. 11, 2009
- All-Purpose Yards:** 71 vs. Gardner-Webb, Oct. 11, 2009

2008 GAME-BY-GAME	Rush	Yds	Avg	TD	LP	Rec	Yds	Avg	TD	LP
Jacksonville State	DNP									
Clemson	DNP									
at Miami	DNP									
North Carolina	DNP									
at Mississippi State*	0	0	0.0	0	0	0	0	0.0	0	0
at Florida State*	0	0	0.0	0	0	0	0	0.0	0	0
Virginia Tech*	0	0	0.0	0	0	0	0	0.0	0	0
at Virginia*	0	0	0.0	0	0	1	9	9.0	0	9
at Vanderbilt*	0	0	0.0	0	0	0	0	0.0	0	0
Wake Forest*	0	0	0.0	0	0	1	13	13.0	0	13
at Duke*	0	0	0.0	0	0	0	0	0.0	0	0
Georgia										

24 Embry Peoples

A-back / 5-10 / 173 / So. / Orlando, Fla. (Dr. Phillips)

- A versatile runner and receiver who is getting more playing time as the season progresses.
- Has rushed for over 100 yards and has six receptions for 223 (37.2 ypr) and one touchdown.
- Rushed five times for 48 yards and had a 37-yard pass reception at Duke (Nov. 14).
- Enjoyed one of his finest games at Vanderbilt (Oct. 31) when he caught two passes for 117 yards, including an 87-yard touchdown pass from Josh Nesbitt; also had three carries for 18 yards and returned three kickoffs for 61 yards for a total of 196 all-purpose yards.
- Had three carries for 20 yards and had a 36-yard pass reception at Florida State (Oct. 10).
- A week after not seeing any playing time against North Carolina, saw his most extensive action of the season at Mississippi State (Oct. 3) with three carries for 19 yards and one reception for 19 yards.
- Started the season opener vs. Jacksonville State (Sept. 5) – his first career start – and had one rushing attempt and one pass reception.
- A multi-talented sophomore who can run, receive and return kicks.
- Saw significant action in 2008 as a true freshman.
- Ran with the first-team offense almost all of preseason.

PEEPLES' CAREER STATISTICS

Year	GP	Rush	Yds	Avg	TD	LP	Rec	Yds	Avg	TD	LP
2009	10-1	24	115	4.8	0	19	6	223	37.2	1	87
2008	8-0	14	97	6.9	1	15	0	0	0	0	0
TOTAL	18-1	33	212	6.4	1	19	6	223	37.2	1	87
Kick Returns	Att	Yds	Avg	TD	LP						
2009	8	134	16.8	0	33						
2008	0	0	0.0	0	0						
TOTAL	8	134	16.8	0	33						

CAREER HIGHS

- Rushing Attempts:** 6 vs. Mississippi State, Sept. 20, 2008
- Yards Rushing:** 56 vs. Mississippi State, Sept. 20, 2008
- Longest Rush:** 19 at Duke, Nov. 14, 2009
- Rushing Attempts:** 6 vs. Mississippi State, Sept. 20, 2008
- Touchdowns:** 1 vs. Mississippi State, Sept. 20, 2008
- Receptions:** 2 at Vanderbilt, Oct. 31, 2009
- Receiving Yards:** 117 at Vanderbilt, Oct. 31, 2009
- Longest Reception:** 87 (td) at Vanderbilt, Oct. 31, 2009
- Kick Returns:** 3 vs. Virginia Tech, Oct. 17, 2009; 3 at Vanderbilt, Oct. 31, 2009
- Kick Return Yards:** ; 61 at Vanderbilt, Oct. 31, 2009
- Long Return:** ; 33 at Vanderbilt, Oct. 31, 2009
- All-Purpose Yards:** 196 at Vanderbilt, Oct. 31, 2009

2009 GAME-BY-GAME	Rush	Yds	Avg	TD	LP	Rec	Yds	Avg	TD	LP
Jacksonville State*	1	0	0.0	0	0	1	14	14.0	0	14
Clemson	2	8	4.0	0	5	0	0	0.0	0	0
at Miami	1	3	3.0	0	3	0	0	0.0	0	0
North Carolina	DNP									

2009 Player Updates

at Mississippi State	3	19	6.3	0	13	1	19	19.0	0	19
at Florida State	3	20	6.7	0	18	1	36	36.0	0	36
Virginia Tech	3	-2	-0.7	0	4	0	0	0.0	0	0
at Virginia	2	2	1.0	0	5	0	0	0.0	0	0
at Vanderbilt	3	18	6.0	0	6	2	117	58.5	1	87
Wake Forest	1	(j)1	-1.0	0	0	0	0	0.0	0	0
at Duke	5	48	9.6	0	19	1	37	37.0	0	37
Georgia										

2009 KICK RETURNS	Att	Yds	Avg	TD	LP	APY
Jacksonville State*	0	0	0.0	0	0	14
Clemson	1	14	14.0	0	14	22
at Miami	0	0	0.0	0	0	3
North Carolina	DNP					
at Mississippi State	0	0	0.0	0	0	38
at Florida State	0	0	0.0	0	0	56
Virginia Tech	3	47	15.7	0	23	45
at Virginia	0	0	0.0	0	0	2
at Vanderbilt	3	61	20.3	0	33	196
Wake Forest	1	12	12.0	0	12	11
at Duke	0	0	0.0	0	0	0
Georgia						

92 Jason Peters

DT / 6-4 / 273 / So.-R / Baton Rouge, La. (Catholic)

- Started the first three games of the season.
- Missed the Virginia game (Oct. 24) with an illness.
- Recorded the first interception of his career when he picked off Tyrod Taylor of Virginia Tech (Oct. 17).
- Had a key fumble recovery in the Florida State game (Oct. 10).
- Recorded a career-high three tackles in the win over Clemson (Sept. 10).
- A former defensive end who is helping to fill a large void at defensive tackle in 2009.
- Served as a back-up to Derrick Morgan and current Cincinnati Bengal Michael Johnson last season.
- Volunteers many hours during the year to assist in community projects.

PETERS' CAREER STATISTICS

Year	G-GS	P-A	Tkl	TFL	Sck	FC	FR	Int	PB
2009	10-3	3-4	7	0-0	0-0	0	1-0	1-0	1
2008	10-0	4-1	5	3-0-18	2-0-17	1	0	0	0
TOTAL	20-3	7-5	12	3-0-18	2-0-17	1	1-0	1-0	1

CAREER HIGHS

Tackles: 3 vs. Clemson, Sept. 10, 2009
TFL: 2.0 vs. Mississippi St., Sept. 20, 2008
Sacks: 2.0 vs. Mississippi St., Sept. 20, 2008
FC: 1 vs. Mississippi St., Sept. 20, 2008
FR: 1 at Florida State, Oct. 10, 2009
INT: 1 vs. Virginia Tech, Oct. 17, 2009
PB: 1 vs. Jacksonville State, Sept. 5, 2009

2009 GAME-BY-GAME

	P-A	TKL	TFL	SCK	FC	FR	INT	PB
Jacksonville State*	0-1	1	0	0	0	0	0	1
Clemson*	2-1	3	0	0	0	0	0	0
at Miami*	0-1	1	0	0	0	0	0	0
North Carolina	1-1	2	0	0	0	0	0	0
at Mississippi State	0-0	0	0	0	0	0	0	0
at Florida State	0-0	0	0	0	0	1-0	0	0
Virginia Tech	0-0	0	0	0	0	0	1-0	0
at Virginia	INJ							
at Vanderbilt	0-0	0	0	0	0	0	0	0
Wake Forest*	0-0	0	0	0	0	0	0	0
at Duke	0-0	0	0	0	0	0	0	0
Georgia								

26 Dominique Reese

DB / 5-11 / 198 / Jr.-R / Auburn, Ala. (Auburn)

- Has recorded 25 tackles, 1.5 tackles for loss and two pass break-ups.
- Had three tackles and a half-tackle for loss at Duke (Nov. 14).
- Did not start, but played most of the game and had five tackles at Florida State (Oct. 10).
- Played just one play at Mississippi State (Oct. 3) and sat out the North Carolina game (Sept. 26) due to a shoulder injury.
- Had four solo tackles, six total tackles and a pass break-up at Miami (Sept. 17).
- Recorded five tackles and a tackle for loss in the season opener vs. Jacksonville State (Sept. 5).
- Probably the most vocal player on the team.
- Earned his stripes playing almost exclusively on special teams as a redshirt freshman in 2007.

REESE'S CAREER STATISTICS

Year	G-GS	P-A	Tkl	TFL	Sck	FC	FR	Int	PB
2009	10-6	14-11	25	1.5-1	0	0	0	0	2
2008	12-12	30-14	44	3.5-7	0	1	0	3-34	2
2007	13-0	14-2	16	0-0	0	1	1	0-0	1
TOTAL	35-18	58-27	85	5.0-8	0	2	1	3-34	5

CAREER HIGHS

Tackles: 7 vs. Jacksonville State, Aug. 28, 2008
TFL: 2.0 vs. Virginia, Oct. 25, 2008
FR: 1 vs. Samford, Sept. 8, 2007
FC: 1 vs. Fresno State, Dec. 31, 2007, 1 vs. Clemson, Oct. 18, 2008
Interceptions: 1, three times
Longest INT return: 34 (td) at Clemson, Oct. 18, 2008
Pass Break-Ups: 2 at North Carolina, Nov. 8, 2008

2009 GAME-BY-GAME

	P-A	TKL	TFL	SCK	FC	FR	INT	PB
Jacksonville State*	4-1	5	1.0-1	0-0	0	0	0	0
Clemson*	1-2	3	0-0	0-0	0	0	0	0
at Miami*	4-2	6	0	0	0	0	0	1
North Carolina	INJ							
at Mississippi State	0-0	0	0	0	0	0	0	0
at Florida State	4-1	5	0	0	0	0	0	0
Virginia Tech*	0-1	1	0	0	0	0	0	0
at Virginia*	0-0	0	0	0	0	0	0	1
at Vanderbilt*	0-1	1	0	0	0	0	0	0
Wake Forest	0-1	1	0	0	0	0	0	0
at Duke	1-2	3	0.5-0	0	0	0	0	0
Georgia								

28 Rashaad Reid

CB / 5-10 / 185 / So. / St. Augustine, Fla. (St. Augustine)

- Has started five games – three at safety and two at cornerback.
- Made first start of the season vs. North Carolina (Sept. 26) and responded with three tackles, a half-tackle for loss and a pass break-up.
- Had a pair of tackles at Miami (Sept. 17).
- One of Tech's most versatile players, Reid can play anywhere in the secondary.
- An extremely fast player who played a prominent role last season as a true freshman.
- Earned second team Freshman All-America honors last season.
- Made one of the most important plays of 2008 when he recovered a Florida State fumble in the end zone to secure a win over the Seminoles.

REID'S CAREER STATISTICS

Year	G-GS	P-A	Tkl	TFL	Sck	FC	FR	Int	PB
2009	11-5	7-5	12	1.5-4	0	0	0	0	2
2008	13-8	29-16	45	3.0-7	0	0	1-0	3-23	2
TOTAL	24-13	36-21	57	4.5-11	0	0	1-0	3-23	4

CAREER HIGHS

Tackles: 7 vs. Virginia, Oct. 25, 2008
TFL: 1.0, four times
INTs: 1, three times
FR: 1 vs. Florida State, Nov. 1, 2008
PB: 2 vs. Miami, Nov. 20, 2008
Longest INT Return: 14 at Boston College, Sept. 6, 2008

2009 GAME-BY-GAME

	P-A	TKL	TFL	SCK	FC	FR	INT	PB
Jacksonville State	0-1	1	0	0	0	0	0	0
Clemson	0-0	0	0	0	0	0	0	0
at Miami	1-1	2	0	0	0	0	0	0
North Carolina*	1-2	3	0.5-3	0	0	0	0	1
at Mississippi State*	1-0	1	1.0-1	0	0	0	0	0
at Florida State*	0-0	0	0-0	0	0	0	0	0
Virginia Tech	0-0	0	0-0	0	0	0	0	1
at Virginia	0-0	0	0	0	0	0	0	0
at Vanderbilt*	1-1	2	0	0	0	0	0	0
Wake Forest*	2-0	2	0	0	0	0	0	0
at Duke	1-0	1	0	0	0	0	0	0
Georgia								

60 Brad Sellers

OL / 6-2 / 257 / Sr.-R / Grand Prairie, Texas (Bowie)

- Has started every game this season as one of the lightest offensive tackles in the ACC.
- Had a pin inserted into his wrist in mid-September but has not missed any action.
- A fifth-year senior who has paid his dues en route to becoming a starting offensive tackle in 2009.
- Redshirted in 2005, played sparingly on the defensive line in 2006 and began the 2007 season as a back-up at tight end. With no tight end in Paul Johnson's offensive scheme, he moved to tackle prior to the start of the 2008 season.
- Can also serve as a long-snapper if needed.
- A high school and junior olympic champion in the discus.
- Nickname is "Shredder."

11 Jaybo Shaw

QB / 6-0 / 191 / So. / Flowery Branch, Ga. (Flowery Branch)

- Completed his first pass of the season (18 yards) and ran six times for 27 yards at Duke (Nov. 14).
- Had four carries for 22 yards at Vanderbilt (Oct. 31).
- Saw his first action under center (he played in two earlier games on special teams) at Virginia (Oct. 24).

2009 Player Updates

■ Was cleared to play for the first time this season at Mississippi State (Oct. 3), but did not see action until he was on the field for one play at Florida State (Oct. 10). He was part of the "hands" kickoff receiving team and recovered the Seminoles' on-sides kick late in the fourth quarter.

■ Tech's top back-up at quarterback suffered a broken collarbone in an August scrimmage. Began throwing again on Sept. 7.

■ Gives Tech a solid, talented quarterback behind starter Josh Nesbitt.

■ Runs the option extremely well and proved last year against Duke (230 yards passing) that he can pass as well.

■ The son of a high school football coach, Shaw does not shy away from contact.

SHAW'S CAREER STATISTICS

Passing	G-GS	Eff	Att-Cm	Int	Pct	Yds	TD	LP	PG
2009	5-0	251.20	1-1	0	100.0	18	0	18	3.6
2008	7-1	194.02	15-24	1	62.5	321	2	88	45.9
TOTAL	12-1	196.30	16-25	1	64.0	339	2	88	28.3

Rushing	G-GS	Att	Yds	Avg	TD	LP	Ply	TO	PG	TDR
2009	5-0	11	51	4.6	0	16	12	69	13.8	0
2008	7-1	63	200	3.2	3	43	87	521	74.4	5
TOTAL	12-1	74	251	3.4	3	43	99	590	49.2	5

CAREER HIGHS

Pass Completions: 9 vs. Duke, Oct. 4, 2008

Pass Attempts: 14 vs. Duke, Oct. 4, 2008

Rushing Yards: 230 vs. Duke, Oct. 4, 2008

Rushing Attempts: 18 vs. Duke, Oct. 4, 2008

Rushing TDs: 1, three times

Passing TDs: 1 vs. Mississippi State, Sept. 20, 2008, 1 vs. vs. Duke, Oct. 4, 2008

Total Offense Yards: 246 vs. Duke, Oct. 4, 2008

Longest Rush: 43 vs. Jacksonville State, Aug. 28, 2008

Longest Pass: 88 vs. Duke, Oct. 4, 2008

2008 GAME-BY-GAME	C-A-I	Yds	Avg	TD	LP	Rush	Yds	Avg	TD	LP
Jacksonville State	INJ									
Clemson	INJ									
at Miami	INJ									
North Carolina	INJ									
at Mississippi State	DNP									
at Florida State	0-0-0	0	0.0	0	0	0	0	0.0	0	0
Virginia Tech	0-0-0	0	0.0	0	0	0	0	0.0	0	0
at Virginia	0-0-0	0	0.0	0	0	1	2	2.0	0	2
at Vanderbilt	0-0-0	0	0.0	0	0	4	22	5.5	0	11
Wake Forest	DNP									
at Duke	1-1-0	18	18.0	0	18	6	27	4.5	0	16
Georgia										

17 Orwin Smith

A-Back-KR / 6-0 / 206 / Fr. / Phenix City, Ala. (Central)

■ The true freshman is Tech's primary kick returner and a top back-up at A-back.

■ Ranks third in the ACC and 43rd nationally in kickoff return average (25.3 ypa).

■ Ranks fourth on the team in all-purpose yardage (71.5 ypg).

■ Had an 83-yard kickoff return and 139 all-purpose yards at Duke (Nov. 14).

■ Had three carries for 20 yards and three kickoff returns for 55 yards at Vanderbilt (Oct. 31).

■ Had four kick returns for 111 yards at Miami (Sept. 17).

■ Comes from the same hometown as senior teammate Cord Howard.

SMITH'S CAREER STATISTICS

Year	GP	Rush	Yds	Avg	TD	LP	Rec	Yds	Avg	TD	LP
2009	11-0	5	26	5.2	0	12	2	26	13.0	0	21

Kick Returns	Att	Yds	Avg	TD	LP
2009	29	734	25.3	0	83

CAREER HIGHS

Rushing Attempts: 3 at Vanderbilt, Oct. 31, 2009

Yards Rushing: 20 at Vanderbilt, Oct. 31, 2009

Long Rush: 12 at Vanderbilt, Oct. 31, 2009

TD Rushing: None

Receptions: 1 vs. Jacksonville State, Sept. 5, 2009; 1 vs. North Carolina, Sept. 26, 2009

Yards Receiving: 21 vs. Jacksonville State, Sept. 5, 2009

Longest Reception: 21 vs. Jacksonville State, Sept. 5, 2009

TD Receptions: None

Kick Returns: 5 vs. Clemson, Sept. 10, 2009

Kick Return Yards: 139 at Duke, Nov. 14, 2009

Long Return: 83 at Duke, Nov. 14, 2009

All-Purpose Yards: 139 at Duke, Nov. 14, 2009

2009 GAME-BY-GAME	Rush	Yds	Avg	TD	LP	Rec	Yds	Avg	TD	LP
Jacksonville State	1	5	5.0	0	5	1	21	21.0	0	21
Clemson	0	0	0.0	0	0	0	0	0.0	0	0
at Miami	0	0	0.0	0	0	0	0	0.0	0	0
North Carolina	1	1	1.0	0	1	1	5	5.0	0	5
at Mississippi State	0	0	0.0	0	0	0	0	0.0	0	0
at Florida State	0	0	0.0	0	0	0	0	0.0	0	0
Virginia Tech	0	0	0.0	0	0	0	0	0.0	0	0

at Virginia	0	0	0.0	0	0	0	0	0.0	0	0
at Vanderbilt	3	20	6.7	0	12	0	0	0.0	0	0
Wake Forest	0	0	0.0	0	0	0	0	0.0	0	0
at Duke	0	0	0.0	0	0	0	0	0.0	0	0
Georgia										

2009 KICK RETURNS

	Att	Yds	Avg	TD	LP	APY
Jacksonville State	3	85	28.3	0	38	111
Clemson	5	94	18.8	0	21	94
at Miami	4	111	27.8	0	36	111
North Carolina	1	24	24.0	0	24	30
at Mississippi State	3	50	16.7	0	22	50
at Florida State	3	86	28.7	0	31	86
Virginia Tech	0	0	0.0	0	0	0
at Virginia	2	38	19.0	0	24	38
at Vanderbilt	3	55	18.3	0	25	45
Wake Forest	2	52	26.0	0	29	52
at Duke	3	139	46.3	0	83	139
Georgia						

34 Steven Sylvester

LB / 6-2 / 233 / So. / McDonough, Ga. (Union Grove)

■ Has started the last six games at outside linebacker.

■ Has produced 31 tackles, 19 solo tackles, 2.0 tackles for loss and 1.5 sacks.

■ Produced four tackles and a sack of Wake Forest quarterback Riley Skinner (Nov. 7).

■ Recorded six tackles, including five solo tackles, at Virginia (Oct. 24).

■ Had seven tackles, 1.0 sacks and 0.5 tackles for loss vs. Virginia Tech (Oct. 17).

■ Produced five tackles, including four solo tackles, at Florida State (Oct. 10).

■ Played in 2008 as a true freshman.

SYLVESTER'S CAREER STATISTICS

Year	G-GS	P-A	Tkl	TFL	Sck	FC	FR	Int	PB
2009	11-6	19-12	31	2.0-13	1.5-11	0	0	0	0
2008	12-0	8-3	11	0	0	0	0	0	0
TOTAL	23-6	27-15	42	2.0-13	1.5-11	0	0	0	0

CAREER HIGHS

Tackles: 7 vs. Virginia Tech, Oct. 17, 2009

TFL: 1 vs. Virginia Tech, Oct. 17, 2009; 1.0 vs. Wake Forest, Nov. 7, 2009

Sacks: 1.0 vs. Wake Forest, Nov. 7, 2009

2009 GAME-BY-GAME	P-A	TKL	TFL	SCK	FC	FR	INT	PB
Jacksonville State	1-1	2	0	0	0	0	0	0
Clemson	0-1	1	0	0	0	0	0	0
at Miami	0-0	0	0	0	0	0	0	0
North Carolina	1-1	2	0	0	0	0	0	0
at Mississippi State	3-0	3	0	0	0	0	0	0
at Florida State*	4-1	5	0	0	0	0	0	0
Virginia Tech*	2-5	7	1.0-6	0.5-4	0	0	0	0
at Virginia*	5-1	6	0	0	0	0	0	0
at Vanderbilt*	0-0	0	0	0	0	0	0	0
Wake Forest*	3-1	4	1.0-7	1.0-7	0	0	0	0
at Duke*	0-1	1	0	0	0	0	0	0
Georgia								

37 Jerrard Tarrant

CB / 6-0 / 202 / So.-R / Carrollton, Ga. (Carrollton)

■ Ranks third in the ACC and 11th nationally in punt return average (14.3 ypa), and has two punt return touchdowns.

■ Already ranks ninth among active ACC players for career punt return yardage.

■ Needs one punt return for a touchdown to tie the Georgia Tech career record.

■ Ranks fifth on the team in total tackles (43) and tied for first in pass break-ups (4).

■ Recorded nine tackles, a half-tackle for loss and a pass break-up at Florida State (Oct. 10).

■ Picked up a fumble and returned it 40 yards for a touchdown – his third TD of the season – and added three solo tackles at Mississippi State (Oct. 3).

■ Is the first Yellow Jacket to return a fumble for a touchdown since Oct. 6, 2007 (Darrell Robertson vs. Maryland) and had the longest fumble return for a TD since 1998.

■ Led the team in tackles (9), including five solo tackles at Miami (Sept. 17).

■ Returned a punt 85 yards for a touchdown against Clemson (Sept. 10) – the sixth-longest punt return in Georgia Tech history. Also had seven tackles and two pass break-ups against the Tigers.

■ Became the first Tech player to return punts for touchdowns in consecutive games since Jonathan Smith in 2003.

■ Had a debut to remember in the season opener against Jacksonville State (Sept. 5). Returned a punt 68 yards for a touchdown – Tech's first punt return for a TD since 2004 – added another return for 26 yards, and had four tackles at the cornerback position.

■ A highly-athletic cornerback and punt returner who is seeing his first collegiate action this season.

2009 Player Updates

■ Redshirted as a true freshman in 2007 and was suspended for the 2008 season, losing a year of eligibility.

TARRANT'S CAREER STATISTICS

Year	G-GS	P-A	Tkl	TFL	Sck	FC	FR	Int	PB	
2009	11-9	26-17	43	1.0-5	0	0	2-40	0	4	
Returns	KOR	Yds	Avg	TD	LP	PR	Yds	Avg	TD	LP
2009	0	0	0.0	0	0	19	272	14.3	2	85

CAREER HIGHS

Tackles: 9 at Miami, Sept. 17, 2009; 9 at Florida State, Oct. 10, 2009
TFL: 0.5 vs. North Carolina, Sept. 26, 2009; 0.5 at Florida State, Oct. 10, 2009
INT: None
FR: 1 at Mississippi State, Oct. 3, 2009 (40-yard touchdown); 1 at Virginia, Oct. 24, 2009
PB: 2 vs. Clemson, Sept. 10, 2009
Punt Returns: 4 at Duke, Nov. 14, 2009
Punt Return Yards: 87 vs. Jacksonville State, Sept. 5, 2009
Longest Punt Return: 85 (TD) vs. Clemson, Sept. 10, 2009

2009 GAME-BY-GAME

	P-A	TKL	TFL	SCK	FC	FR	INT	PB
Jacksonville State*	3-1	4	0	0	0	0	0	0
Clemson*	4-3	7	0	0	0	0	0	2
at Miami*	5-4	9	0	0	0	0	0	0
North Carolina*	2-1	3	0.5-4	0	0	0	0	0
at Mississippi State*	3-0	3	0	0	0	1-40	0	0
at Florida State*	4-5	9	0.5-1	0	0	0	0	1
Virginia Tech*	0-0	0	0-0	0	0	0	0	0
at Virginia*	0-1	1	0-0	0	0	1-0	0	0
at Vanderbilt	2-0	2	0	0	0	0	0	0
Wake Forest	1-1	2	0	0	0	0	0	1
at Duke*	2-1	3	0	0	0	0	0	0
Georgia								

2009 PUNT RETURNS

	Att	Yds	Avg	TD	LP	APY
Jacksonville State	3	87	29.0	1	68	87
Clemson	1	85	85.0	1	85	85
at Miami	0	0	0.0	0	0	0
North Carolina	3	15	5.0	0	11	11
at Mississippi State	0	0	0.0	0	0	0
at Florida State	0	0	0.0	0	0	0
Virginia Tech	1	12	12.0	0	12	12
at Virginia	2	0	0.0	0	2	0
at Vanderbilt	2	(-)3	(-)1.5	0	2	0
Wake Forest	3	32	10.7	0	22	32
at Duke	4	44	11.0	0	22	44
Georgia						

22 Cooper Taylor

S / 6-4 / 208 / So. / Atlanta, Ga. (Marist School)

■ Is out for the rest of the season after being diagnosed with Wolff-Parkinson-White Syndrome.
 ■ Had 16 tackles and one interception in the first three games of the season.
 ■ Produced his second career interception and recorded eight tackles in the win over Clemson (Sept. 10).
 ■ Recorded six tackles in the season opener vs. Jacksonville State (Sept. 5).
 ■ Debuted a brand-new Mohawk haircut for the season opener.
 ■ Had the team's fastest time in the 40 during the off-season.
 ■ Began the preseason at the 'Wolf' position but eventually moved back to his more natural position of safety.
 ■ Preserved Tech's win over Florida State in 2008 when he forced a Seminole fumble near the goal line. Also had an interception against FSU.
 ■ Father, Jim Bob Taylor, played quarterback at Tech and later for the Baltimore Colts.

TAYLOR'S CAREER STATISTICS

Year	G-GS	P-A	Tkl	TFL	Sck	FC	FR	Int	PB
2009	3-3	7-9	16	0	0	0	0	1-0	0
2008	13-3	45-24	69	0	0	2	0	1-28	2
TOTAL	16-6	52-33	85	0	0	2	0	2-28	2

CAREER HIGHS

Tackles: 11 vs. Virginia, Oct. 25, 2008
Fumbles Caused: 1 vs. Jacksonville State, Aug. 28, 2008, 1 vs. Florida State, Nov. 1, 2008
PB: 1 vs. Virginia, Oct. 25, 2008, 1 vs. Miami, Nov. 20, 2008
INT: 1 vs. Florida State, Nov. 1, 2008; 1 vs. Clemson, Sept. 10, 2009
Longest INT return: 28 vs. Florida State, Nov. 1, 2008

2009 GAME-BY-GAME

	P-A	TKL	TFL	SCK	FC	FR	INT	PB
Jacksonville State*	2-4	6	0	0	0	0	0	0
Clemson*	3-5	8	0	0	0	0	1-0	0
at Miami*	2-0	2	0	0	0	0	0	0
North Carolina	INJ							
at Mississippi State	INJ							
at Florida State	INJ							
Virginia Tech	INJ							
at Virginia	INJ							
at Vanderbilt	INJ							
Wake Forest	INJ							
at Duke	INJ							
Georgia								

38 Jemea Thomas

DB / 5-10 / 178 / Fr. / Fitzgerald, Ga. (Fitzgerald)

■ Serving as the top back-up to Morgan Burnett at the rover position.
 ■ Has come off the bench to record seven tackles and a fumble recovery.
 ■ Had two tackles in the win at Vanderbilt (Oct. 31).
 ■ Recovered a Jacksonville State fumble in his first collegiate game on Sept. 5.
 ■ One of seven true freshmen playing key roles in 2009.
 ■ Was recruited as an A-back, but moved to defensive back early in August.
 ■ Has five older siblings.

THOMAS' CAREER STATISTICS

Year	G-GS	P-A	Tkl	TFL	Sck	FC	FR	Int	PB
2009	11-0	4-3	7	0	0	0	1-0	0	1

CAREER HIGHS

Tackles: 2 at Vanderbilt, Oct. 31, 2009
FR: 1 vs. Jacksonville State, Sept. 5, 2009
PB: 1 at Duke, Nov. 14, 2009

2009 GAME-BY-GAME

	P-A	TKL	TFL	SCK	FC	FR	INT	PB
Jacksonville State	1-0	1	0	0	0	1-0	0	0
Clemson	0-0	0	0	0	0	0	0	0
at Miami	1-0	1	0	0	0	0	0	0
North Carolina	0-1	1	0	0	0	0	0	0
at Mississippi State	0-1	1	0	0	0	0	0	0
at Florida State	0-0	0	0	0	0	0	0	0
Virginia Tech	0-0	0	0	0	0	0	0	0
at Virginia	0-0	0	0	0	0	0	0	0
at Vanderbilt	2-0	2	0	0	0	0	0	0
Wake Forest	0-1	1	0	0	0	0	0	0
at Duke	0-0	0	0	0	0	0	0	1
Georgia								

77 Dan Voss

C / 6-4 / 296 / Sr.-R / Cherry Hill, N.J. (St. Joseph's Prep)

■ Doesn't start, but is part of the 7-8 man offensive line rotation.
 ■ Saw his streak of 20 consecutive games started end Sept. 5 vs. Jacksonville State.
 ■ A fifth-year senior and one of Tech's most experienced offensive linemen.
 ■ Missed all of spring practice after undergoing shoulder surgery.
 ■ Moved from guard to center in the spring of 2008.

96 Logan Walls

DT / 6-2 / 286 / So.-R / Dawsonville, Ga. (Dawson County)

■ Has 20 tackles, 2.0 tackles for loss, 1.0 sacks and one forced fumble.
 ■ Recorded four tackles and a half-tackle for loss vs. Wake Forest (Nov. 7).
 ■ Made first career start vs. North Carolina (Sept. 26) and has started the last six games.
 ■ Recorded four tackles and caused a fumble at Vanderbilt (Oct. 31).
 ■ Had his first career sack at Virginia (Oct. 24).
 ■ Matched a career-high with three tackles and added his first career tackle for loss in the win over fourth-ranked Virginia Tech (Oct. 17).
 ■ Recorded a career-high three tackles, including two solo tackles, at Miami (Sept. 17).
 ■ Healthy this year after undergoing surgery for Parkinson-White Syndrome in the summer of 2008. Rebounded quickly from that surgery and contributed off the bench last season.
 ■ The only Walls brother on the team this season. Last year he was joined by two brothers, Lance and Levi.

WALLS' CAREER STATISTICS

Year	G-GS	P-A	Tkl	TFL	Sck	FC	FR	Int	PB
2009	11-8	7-13	20	2.0-6	1.0-3	1	0	0	0
2008	3-0	0-1	1	0	0	0	0	0	0
TOTAL	14-8	7-14	21	2.0-6	1.0-3	1	0	0	0

CAREER HIGHS

Tackles: 4 at Vanderbilt, Oct. 31, 2009; 4 vs. Wake Forest, Nov. 7, 2009
TFL: 1.0 at Virginia, Oct. 24, 2009
Sacks: 1.0 at Virginia, Oct. 24, 2009
FC: 1 at Vanderbilt, Oct. 31, 2009

2009 GAME-BY-GAME

	P-A	TKL	TFL	SCK	FC	FR	INT	PB
Jacksonville State	0-1	1	0	0	0	0	0	0
Clemson	0-0	0	0	0	0	0	0	0
at Miami	2-1	3	0	0	0	0	0	0
North Carolina*	0-1	1	0	0	0	0	0	0
at Mississippi State*	0-0	0	0	0	0	0	0	0
at Florida State*	0-1	1	0	0	0	0	0	0
Virginia Tech*	1-2	3	0.5-1	0	0	0	0	0
at Virginia*	1-0	1	1.0-3	1.0-3	0	0	0	0
at Vanderbilt*	2-2	4	0	0	1	0	0	0
Wake Forest*	0-4	4	0.5-2	0	0	0	0	0
at Duke*	1-1	2	0	0	0	0	0	0
Georgia								

2009 Player Updates

3 Marcus Wright

A-back / 5-8 / 173 / So. / San Antonio, Texas (Reagan)

- Has 24 carries for 156 yards and three touchdowns (6.5 ypa).
- Rushed five times for 47 yards and a touchdown at Duke (Nov. 14).
- Had a career-high four rushing attempts at Vanderbilt (Oct. 31).
- Rushed three times for 23 yards including a key 13-yard touchdown run in the win over fourth-ranked Virginia Tech (Oct. 27).
- Had three rushing attempts for 26 yards, a 19-yard run, and a touchdown carry at Florida State (Oct. 10).
- Had two carries for 14 yards at Mississippi State (Oct. 3).
- A top back-up at A-back.
- A small, but speedy A-back who can run, receive and return kicks.
- Redshirt was burned midway through the 2008 season and he made a solid contribution as a true freshman.

WRIGHT'S CAREER STATISTICS

Year	GP	Rush	Yds	Avg	TD	LP	Rec	Yds	Avg	TD	LP
2009	11-0	24	156	6.5	3	22	0	0	0	0	0
2008	7-0	4	37	9.2	0	29	1	47	47.0	0	47
TOTAL	18-0	28	193	6.9	3	29	1	47	47.0	0	47

Returns	KOR	Yds	Avg	TD	LP	PR	Yds	Avg	TD	LP
2009	0	0	0.0	0	0	0	0	0.0	0	0
2008	9	200	22.2	0	37	0	0	0.0	0	0
TOTAL	9	200	22.2	0	37	0	0	0.0	0	0

CAREER HIGHS

Rushing Attempts: 5 at Duke, Nov. 14, 2009

Rushing Yards: 47 at Duke, Nov. 14, 2009

Touchdowns: 1, three times

Longest Rush: 29 vs. Florida State, Nov. 1, 2008

Receptions: 1 vs. Louisiana State, Dec. 31, 2008

Yards Receiving: 47 vs. Louisiana State, Dec. 31, 2008

Long Reception: 47 vs. Louisiana State, Dec. 31, 2008

Kick Returns: 3 at North Carolina, Nov. 8, 2008

Kick Return Yards: 84 at North Carolina, Nov. 8, 2008

Longest Kick Return: 37 at North Carolina, Nov. 8, 2008

All-Purpose Yards: 84 at North Carolina, Nov. 8, 2008

2009 GAME-BY-GAME	Rush	Yds	Avg	TD	LP	Rec	Yds	Avg	TD	LP
Jacksonville State	2	8	4.0	0	7	0	0	0.0	0	0
Clemson	0	0	0.0	0	0	0	0	0.0	0	0
at Miami	3	7	2.3	0	6	0	0	0.0	0	0
North Carolina	1	3	3.0	0	3	0	0	0.0	0	0
at Mississippi State	2	14	7.0	0	9	0	0	0.0	0	0
at Florida State	3	26	13.0	1	19	0	0	0.0	0	0
Virginia Tech	3	23	7.7	1	13	0	0	0.0	0	0
at Virginia	1	10	10.0	0	10	0	0	0.0	0	0
at Vanderbilt	4	11	2.8	0	8	0	0	0.0	0	0
Wake Forest	1	7	7.0	0	7	0	0	0.0	0	0
at Duke	5	47	9.4	1	22	0	0	0.0	0	0
Georgia										

2009 Depth Chart

Updated November 22, 2009

OFFENSE

Quarterback

9	Josh Nesbitt	6-1	214	Jr.	Greensboro, Ga.
11	Jaybo Shaw	6-0	191	So.	Flowery Branch, Ga.
13	Tevin Washington	6-1	198	Fr.-R	Wetumpka, Ala.

B-Back

21	Jonathan Dwyer	6-0	235	Jr.	Marietta, Ga.
46	Preston Lyons	6-0	213	So.-R	Atlanta, Ga.
32	Richard Watson	6-1	228	Fr.-R	Tallahassee, Fla.

A-Back

20	Roddy Jones	5-9	195	So.-R	Stone Mountain, Ga.
24	Embry Peeples	5-10	173	So.	Orlando, Fla.
17	Orwin Smith	6-0	206	Fr.	Phenix City, Ala.

A-Back

18	Anthony Allen	6-0	231	Jr.-R	Tampa, Fla.
3	Marcus Wright	5-8	173	So.	San Antonio, Texas
36	Lucas Cox	6-0	232	Jr.-R	Lewisberry, Pa.

Wide Receiver

8	Demaryius Thomas	6-3	229	Jr.-R	Dublin, Ga.
81	Zach Fisher	6-2	204	So.-R	Marietta, Ga.

Wide Receiver

84	Tyler Melton	6-0	206	So.	Houston, Texas
5	Stephen Hill	6-4	196	Fr.	Lithonia, Ga.
23	Quentin Sims	6-3	195	Fr.-R	Cincinnati, Ohio

Tackle

60	Brad Sellers	6-2	257	Sr.-R	Grand Prairie, Texas
75	Nick Claytor	6-6	284	So.-R	Gainesville, Ga.

Guard

70	Joseph Gilbert	6-4	280	So.-R	Cartersville, Ga.
62	Omoregie Uzzi	6-3	308	Fr.-R	Lithonia, Ga.

Center

79	Sean Bedford	6-1	274	Jr.-R	Gainesville, Fla.
77	Dan Voss	6-4	296	Sr.-R	Cherry Hill, N.J.

Guard

71	Cord Howard	6-5	308	Sr.-R	Phenix City, Ala.
74	Zach Krish	6-5	293	Jr.-R	Snellville, Ga.

Tackle

61	Phil Smith	6-6	285	Fr.-R	Tampa, Fla.
75	Nick Claytor	6-6	284	So.-R	Gainesville, Ga.

Kicker

14	Scott Blair	6-0	198	Jr.	Calhoun, Ga.
17	Chris Tanner	6-0	181	Fr.-R	Norcross, Ga.

Kickoffs

14	Scott Blair	6-0	198	Jr.	Calhoun, Ga.
17	Chris Tanner	6-0	181	Fr.-R	Norcross, Ga.

Punter

85	Chandler Anderson	6-0	191	So.-R	Columbus, Ga.
82	Kevin Crosby	6-3	191	Jr.-R	Alpharetta, Ga.

Long Snapper

63	Tyler Morgan	6-3	189	Fr.	Fayetteville, Ga.
53	Jeff Lentz	6-5	242	Jr.-R	Marietta, Ga.

Short Snapper

53	Jeff Lentz	6-5	242	Jr.-R	Marietta, Ga.
----	------------	-----	-----	-------	---------------

Holder

85	Chandler Anderson	6-0	191	So.-R	Columbus, Ga.
----	-------------------	-----	-----	-------	---------------

DEFENSE

End

91	Derrick Morgan	6-4	272	Jr.	Coatesville, Pa.
56	Osahon Tongo	6-3	247	Jr.-R	Naperville, Ill.

Tackle

96	Logan Walls	6-2	286	So.-R	Dawsonville, Ga.
92	Jason Peters	6-4	273	So.-R	Baton Rouge, La.

Tackle

98	Ben Anderson	6-2	275	Jr.-R	Aiken, S.C.
90	T.J. Barnes	6-7	341	Fr.-R	Enterprise, Ala.

End

41	Anthony Egbuniwe	6-4	255	Jr.-R	Greenville, S.C.
94	Izaan Cross	6-4	272	Fr.	Flowery Branch, Ga.

Linebacker

34	Steven Sylvester	6-2	233	So.	McDonough, Ga.
40	Julian Burnett	5-10	221	Fr.	Macon, Ga.

Linebacker

51	Brad Jefferson	6-2	237	Jr.	Wrightsville, Ga.
58	B.J. Machen	6-1	233	Fr.-R	Hilliard, Ohio

Linebacker

54	Sedric Griffin	5-11	225	Sr.	Blair, S.C.
12	Anthony Barnes	6-3	230	Jr.-R	Cartersville, Ga.

Cornerback

2	Mario Butler	6-1	182	Jr.	Jacksonville, Fla.
28	Rashaad Reid	5-10	185	So.	St. Augustine, Fla.
6	Rod Sweeting	6-0	174	Fr.	Locust Grove, Ga.

Rover

1	Morgan Burnett	6-1	210	Jr.	College Park, Ga.
38	Jemea Thomas	5-10	178	Fr.	Fitzgerald, Ga.

Free Safety

33	Mario Edwards	6-1	216	Jr.-R	College Park, Ga.
26	Dominique Reese	5-11	198	Jr.-R	Auburn, Ala.
28	Rashaad Reid	5-10	185	So.	St. Augustine, Fla.

Cornerback

37	Jerrard Tarrant OR	6-0	202	So.-R	Carrollton, Ga.
28	Rashaad Reid	5-10	185	So.	St. Augustine, Fla.
10	Martin Frierson	6-2	215	Sr.-R	Columbia, S.C.

Kick Returns

17	Orwin Smith	6-0	206	Fr.	Phenix City, Ala.
24	Embry Peeples	5-10	173	So.	Orlando, Fla.

Punt Returns

37	Jerrard Tarrant	6-0	202	So.-R	Carrollton, Ga.
----	-----------------	-----	-----	-------	-----------------

Injured

97	Robert Hall (DE)	6-3	259	Jr.-R	Hawkinsville, Ga.
59	Kyle Jackson (LB)	6-0	230	So.-R	McDonough, Ga.
22	Cooper Taylor (S)	6-4	208	So.	Atlanta, Ga.
82	Kevin Cone (WR)	6-2	206	Jr.-R	Stone Mountain, Ga.
73	Austin Barrick (OT)	6-3	284	Jr.-R	Moody, Ala.
42	Malcolm Munroe (LB)	6-3	222	Fr.-R	Miami, Fla.

How To Say It

Players

Ray BenoBean-O
Izaan CrossI-zyan
Emmanuel DiekeD-ay-K
Anthony EgbuniweE-boon-a-way
Martin FriersonFRY-er-son
B.J. Machenmay-chin
Onu OkebieO-new O-key-B
Demaryius Thomasduh-MARE-ee-us
Jemea ThomasJa-ME-a
Osahon TongoOH-suh-han
Omoregie UzziO-more-gay ooze-E

Assistant Coaches

Brian Jean-Maryjon muh-REE
Jeff Monkenmun-kin
Mike SewakC-wahk
Dave Wommackwah-muck

Director of Athletics

Dan Radakovichrad-uh-CO-vich
----------------	---------------------

2009 Georgia Tech Alphabetical Roster

No.	Name	Pos.	Ht.	Wt.	Cl.	Hometown (High School/Previous School)	No.	Name	Pos.	Ht.	Wt.	Cl.	Hometown (High School/Previous School)
67 (d)+	Josh Aiken-Phillips	OL	6-3	250	Fr-R	Lawrenceville, Ga. (Central Gwinnett/GSU)	7	Jordan Luallen	QB	6-4	206	Fr.	Greenwood, Ind. (Center Grove)
52 (d)+	Corey Alford	LB	5-11	220	Fr.	Conyers, Ga. (Heritage)	46 +	Preston Lyons	BB	6-0	213	So.-R	Atlanta, Ga. (Marist School/Colgate)
18	Anthony Allen	AB	6-0	231	Jr.-R	Tampa, Fla. (Jesuit/Louisville)	58	B.J. Machen	LB	6-1	233	Fr.-R	Hilliard, Ohio (Hilliard Darby)
98**	Ben Anderson	DT	6-2	275	Jr.-R	Aiken, S.C. (South Aiken)	27**+	Jonathan Malone	AB	5-9	167	Sr.	Marietta, Ga. (Pope)
85**+	Chandler Anderson	PK/P	6-0	191	So.-R	Columbus, Ga. (Shaw)	16 (d)+	Stephen Mann	S	6-0	205	Fr.-R	Malabar, Fla. (Palm Bay)
12**	Anthony Barnes	LB	6-3	230	Jr.-R	Cartersville, Ga. (Cartersville)	80	Daniel McKayhan	WR	6-0	198	Fr.-R	Decatur, Ga. (Martin Luther King, Jr.)
90	T.J. Barnes	DT	6-7	341	Fr.-R	Enterprise, Ala. (Enterprise)	76	Nick McRae	OL	6-4	286	Fr.-R	Dublin, Ga. (Dublin)
39 +	Tyler Barrett	S	5-10	180	Sr.-R	Hagerstown, Md. (South Hagerstown)	84*	Tyler Melton	WR	6-0	206	So.	Houston, Texas (Langham Creek)
73**	Austin Barrick	OT	6-3	284	Jr.-R	Moody, Ala. (Moody)	48	Carl Miles	CB	6-0	175	Fr.	Miramar, Fla. (Cypress Bay)
79*	Sean Bedford	OL	6-1	274	Jr.-R	Gainesville, Fla. (Buchholz)	66 +	Will Minter	OL	6-3	351	Jr.-R	Ft. Washington, Md. (Gonzaga College HS)
55	Ray Beno	OL	6-1	298	Fr.	Newnan, Ga. (Newnan)	83	Jeremy Moore	WR	6-3	173	Fr.	Austin, Texas (LBJ)
14**	Scott Blair	PK/P	6-0	180	Jr.	Calhoun, Ga. (Calhoun)	91**	Derrick Morgan	DE	6-4	272	Jr.	Coatesville, Pa. (Coatesville)
40	Julian Burnett	LB	5-10	221	Fr.	Macon, Ga. (Westside)	63 (d)+	Tyler Morgan	LS	6-3	189	Fr.	Fayetteville, Ga. (Whitewater)
1**	Morgan Burnett	S	6-1	210	Jr.	College Park, Ga. (North Clayton)	42	Malcolm Munroe	LB	6-3	222	Fr.-R	Miami, Fla. (Coral Reef)
2**	Mario Butler	CB	6-1	182	Jr.	Jacksonville, Fla. (Nease)	9**	Josh Nesbitt	QB	6-1	217	Jr.	Greensboro, Ga. (Greene County)
75*	Nick Claytor	OT	6-6	284	So.-R	Gainesville, Ga. (Gainesville)	49 (d)+	Patrick Nordmann	S	5-9	175	Jr.	Augusta, Ga. (Aquinas)
12 (d)+	Jordan Conant	QB	5-11	200	Fr.	Winthrop, Me. (Winthrop)	87 (d)+	Onu Okebie	WR	6-1	175	Jr.	Lawrenceville, Ga. (Berkmar)
82 +	Kevin Cone	WR	6-2	206	Jr.-R	Stone Mountain, Ga. (St. Pius X Catholic/Shorter College)	49 +	Jamal Paige	AB	5-10	182	Fr.-R	Atlanta, Ga. (Woodward Academy)
36*	Lucas Cox	RB	6-0	232	Jr.-R	Lewisberry, Pa. (Red Land/Connecticut)	24*	Embry Peoples	AB	5-10	173	So.	Orlando, Fla. (Dr. Phillips)
95	Christopher Crenshaw	DE	6-3	238	Fr.	Louisville, Ga. (Jefferson County)	92*	Jason Peters	DT	6-4	273	So.-R	Baton Rouge, La. (Catholic)
69+	Kevin Crosby	P	6-3	191	Jr.-R	Alpharetta, Ga. (Blessed Trinity)	35*	Michael Peterson	CB	5-11	198	So.-R	Tampa, Fla. (Jesuit)
94	Izaak Cross	DE	6-4	272	Fr.	Flowery Branch, Ga. (Flowery Branch)	27 (d)+	Jared Polak	LB	6-1	197	Fr.	Lilburn, Ga. (Parkview)
87	Euclid Cummings	DE	6-4	245	Fr.	Atlanta, Ga. (Centennial)	3 (d)+	Sean Poole	P	6-1	161	Fr.	Tallahassee, Fla. (Chiles)
45**+	Jason Davis	DB	5-10	196	Sr.-R	Duluth, Ga. (Duluth)	67**+	Steven Powers	DL	6-2	232	Jr.-R	Rome, Ga. (Model)
93 %	Emmanuel Dieke	DE	6-6	248	Fr.	Riverdale, Ga. (North Clayton)	66 (d)+	Cory Pritchett	LS	6-1	254	Fr.	Chatsworth, Ga. (Murray County)
30	Daniel Drummond	BB	6-3	253	Fr.	Flowery Branch, Ga. (Flowery Branch)	39 (d)+	Justin Randolph	AB	5-10	168	Fr.	Kennesaw, Ga. (Kell)
21**	Jonathan Dwyer	BB	6-0	235	Jr.	Marietta, Ga. (Kell)	6 (d)+	Ty Rawlings	K	5-8	150	So.-R	Griffin, Ga. (Spalding/Georgia Military College)
15**	Correy Earls	DB	6-0	200	Jr.-R	Macon, Ga. (Central)	54 (d)+	Michael Ray	LS	5-10	210	Sr.-R	Roswell, Ga. (Roswell)
31*	Mario Edwards	LB	6-1	216	Jr.-R	College Park, Ga. (Westlake/Virginia Tech)	26**	Dominique Reese	DB	5-11	198	Jr.-R	Auburn, Ala. (Auburn)
44*	Anthony Egbuniwe	DE	6-4	255	Jr.-R	Greenville, S.C. (James L. Mann/Tulsa)	89**+	Paul Reese	AB	6-0	185	So.-R	Albany, Ga. (Deerfield Windsor School)
45 (d)+	Andy Elakman	PK	6-0	178	Fr.-R	Calhoun, Ga. (Calhoun)	28*	Rashaad Reid	CB	5-10	185	So.	St. Augustine, Fla. (St. Augustine)
24 (d)+	Scott Elder	CB	5-9	173	So.-R	Stone Mountain, Ga. (Home Schooled)	43	Lance Richardson	S	6-2	195	Fr.	Ware Shoals, S.C. (Ware Shoals)
30 (d)+	Colin Emerson	S	6-1	195	Fr.	Suwanee, Ga. (South Forsyth)	44*	Albert Rocker	DL	6-1	241	So.-R	New Market, Ala. (Sparkman)
50	Jay Finch	OL	6-4	278	Fr.	Acworth, Ga. (Kennesaw Mountain)	29 (d)+	DeShon Scott	AB	5-10	185	Fr.	Fort Worth, Texas (Central Gwinnet)
81**+	Zach Fisher	WR	6-2	204	So.-R	Marietta, Ga. (Kell)	10 (d)+	David Scully	K	6-1	180	Fr.	Dawsonville, Ga. (Dawson County)
57 +	Austin Flanary	LB	6-1	226	Fr.-R	Scottsdale, Ariz. (Desert Mountain)	60**	Brad Sellers	OL	6-2	257	Sr.-R	Grand Prairie, Texas (Bowie)
65	Antonio Foster	OL	6-4	300	Fr.	Valdosta, Ga. (Valdosta)	11*	Jaybo Shaw	QB	6-0	191	So.	Flowery Branch, Ga. (Flowery Branch)
68 +	Zach Fraysier	OL	6-3	263	Fr.-R	Ball Ground, Ga. (Cherokee)	16	David Sims	QB	5-11	229	Fr.	St. Matthews, S.C. (Calhoun County)
10***	Martin Frierson	DB	6-2	215	Sr.-R	Columbia, S.C. (Irmo)	23	Quentin Sims	WR	6-3	195	Fr.-R	Cincinnati, Ohio (Colerain)
70*	Joseph Gilbert	OL	6-4	280	So.-R	Cartersville, Ga. (Cartersville)	17	Orwin Smith	AB	6-0	206	Fr.	Phenix City, Ala. (Central)
25 (d)+	Robert Godhigh	AB	5-7	181	Fr.	Acworth, Ga. (Harrison)	61	Phil Smith	OT	6-6	285	Fr.-R	Tampa, Fla. (Jesuit)
86 +	Geoff Greco	WR	6-3	221	Fr.-R	Wexford, Pa. (North Allegheny)	6	Rod Sweeting	CB	6-0	174	Fr.	Locust Grove, Ga. (Luella)
54***	Sedric Griffin	LB	5-11	225	Sr.	Blain, S.C. (Fairfield Central)	34*	Steven Sylvester	LB	6-2	233	So.	McDonough, Ga. (Union Grove)
97***	Robert Hall	DE	6-3	259	Jr.-R	Hawkinsville, Ga. (Hawkinsville)	17 (d)+	Chris Tanner	K/P	6-0	181	Fr.-R	Norcross, Ga. (Norcross)
4* (d)+	Jim Henry	QB	5-11	162	So.-R	Hawkinsville, Ga. (Hawkinsville)	37	Jerrard Tarrant	CB	6-0	202	So.-R	Carrollton, Ga. (Carrollton)
72**	Jason Hill	DT	6-4	312	Sr.-R	Atlanta, Ga. (Douglass)	22*	Cooper Taylor	S/LB	6-4	208	So.	Atlanta, Ga. (Marist School)
5	Stephen Hill	WR	6-4	196	Fr.	Lithonia, Ga. (Miller Grove)	8**	Demaryius Thomas	WR	6-3	229	Jr.-R	Montrose, Ga. (West Laurens)
50 (d)+	Robert Hogan III	LB	6-0	205	Fr.	Newnan, Ga. (Newman Christian)	38	Jemea Thomas	DB	5-10	178	Fr.	Fitzgerald, Ga. (Fitzgerald)
+	Charlie Hollman	LB	6-2	200	Fr.	Sandy Springs, Ga. (Riverwood)	56**	Osahon Tongo	DE	6-3	247	Jr.-R	Naperville, Ill. (Naperville North)
71***	Cord Howard	OL	6-5	308	Sr.-R	Phenix City, Ala. (Central)	62	Omoregie Uzzi	OG	6-3	308	Fr.-R	Lithonia, Ga. (Chamblee)
63 +	Chase Hudson	OL	6-2	268	So.-R	Dacula, Ga. (Buford)	77***	Dan Voss	C	6-4	296	Sr.-R	Cherry Hill, N.J. (St. Joseph's Prep)
31^	Chris Jackson	AB	6-1	205	Fr.-R	McDonough, Ga. (Henry County/Alabama)	96*	Logan Walls	DT	6-2	286	So.-R	Dawsonville, Ga. (Dawson County)
59*	Kyle Jackson	LB	6-0	230	So.-R	McDonough, Ga. (Union Grove)	13	Tevin Washington	QB	6-1	203	Fr.-R	Wetumpka, Ala. (Wetumpka)
52	Will Jackson	OL	6-4	285	Fr.	Knoxville, Tenn. (Farragut)	32	Richard Watson	BB	6-1	228	Fr.-R	Tallahassee, Fla. (FAMU HS)
33 (d)+	Tyler Jarry	AB	5-11	174	Fr.	Suwanee, Ga. (North Gwinnett)	47	Brandon Watts	LB	6-2	225	Fr.	Tennille, Ga. (Washington County)
25**	DeRon Jasper	DB	6-2	213	Jr.-R	Dunwoody, Ga. (Dunwoody)	88	Antonio Wilson	DE	6-6	240	Fr.-R	Decatur, Ga. (Columbia)
51**	Brad Jefferson	LB	6-2	237	Jr.	Wrightsville, Ga. (Johnson County)	3*	Marcus Wright	AB	5-8	173	So.	San Antonio, Texas (Reagan)
64 +	Mike Johnson	OL	6-4	280	Fr.-R	Lithonia, Ga. (Stephenson)	78*	Clyde Yandell	OL	6-5	287	So.-R	St. Augustine, Fla. (Nease)
20*	Roddy Jones	AB	5-9	195	So.-R	Stone Mountain, Ga. (Chamblee)							
68 (d)+	Ben Keith	DT	6-1	297	Fr.	Gainesville, Fla. (Buchholz)							
55 (d)+	Tyler Kelly	OL	6-7	215	Fr.	Conyers, Ga. (Rockdale)							
69 +	Tyler Kidney	OL	6-3	253	Fr.	Alpharetta, Ga. (Northview)							
74*	Zach Krish	OL	6-5	293	Jr.-R	Snellville, Ga. (South Gwinnett)							
99	J.C. Lanier	DT	6-4	334	Fr.	Stillmore, Ga. (Emanuel County Institute)							
53 +	Jeff Lentz	LS	6-5	242	Jr.-R	Marietta, Ga. (Lassiter)							
4	Brandon Leslie	S	6-0	206	Fr.-R	Fresno, Calif. (Edison)							
29	Jon Lockhart	DB	6-0	191	Fr.-R	Blountstown, Fla. (Blountstown)							

* Denotes number of letters earned
+ Denotes non-scholarship player
^ Denotes transfer, eligible in 2010
% Enrolled in January, 2009
(d) Denotes duplicate number

2009 Georgia Tech Numerical Roster

No.	Name	Pos.	Ht.	Wt.	Cl.	Hometown (High School/Previous School)	No.	Name	Pos.	Ht.	Wt.	Cl.	Hometown (High School/Previous School)
1**	Morgan Burnett	S	6-1	210	Jr.	College Park, Ga. (North Clayton)	52	Will Jackson	OL	6-4	285	Fr.	Knoxville, Tenn. (Farragut)
2**	Mario Butler	CB	6-1	182	Jr.	Jacksonville, Fla. (Nease)	52 (d)+	Corey Alford	LB	5-11	220	Fr.	Coryers, Ga. (Heritage)
3*	Marcus Wright	AB	5-8	173	So.	San Antonio, Texas (Reagan)	53 +	Jeff Lentz	LS	6-5	242	Jr.-R	Marietta, Ga. (Lassiter)
3 (d)+	Sean Poole	P	6-1	161	Fr.	Tallahassee, Fla. (Chiles)	54***	Sedric Griffin	LB	5-11	225	Sr.	Blair, S.C. (Fairfield Central)
4	Brandon Leslie	S	6-0	206	Fr.-R	Fresno, Calif. (Edison)	54 (d)+	Michael Ray	LS	5-10	210	Sr.-R	Roswell, Ga. (Roswell)
4* (d)+	Jim Henry	QB	5-11	162	So.-R	Hawkinsville, Ga. (Hawkinsville)	55	Ray Beno	OL	6-1	298	Fr.	Newnan, Ga. (Newnan)
5	Stephen Hill	WR	6-4	196	Fr.	Lithonia, Ga. (Miller Grove)	55 (d)+	Tyler Kelly	OL	6-7	215	Fr.	Coryers, Ga. (Rockdale)
6	Rod Sweeting	CB	6-0	174	Fr.	Locust Grove, Ga. (Luella)	56**	Osahon Tongo	DE	6-3	247	Jr.-R	Naperville, Ill. (Naperville North)
6 (d)+	Ty Rawlings	K	5-8	150	So.-R	Griffin, Ga. (Spalding/Georgia Military College)	57 +	Austin Flanary	LB	6-1	226	Fr.-R	Scottsdale, Ariz. (Desert Mountain)
7	Jordan Luallen	QB	6-4	206	Fr.	Greenwood, Ind. (Center Grove)	58	B.J. Machen	LB	6-1	233	Fr.-R	Hilliard, Ohio (Hilliard Darby)
8**	Demaryius Thomas	WR	6-3	229	Jr.-R	Montrose, Ga. (West Laurens)	59*	Kyle Jackson	LB	6-0	230	So.-R	McDonough, Ga. (Union Grove)
9**	Josh Nesbitt	QB	6-1	217	Jr.	Greensboro, Ga. (Greene County)	60***	Brad Sellers	OL	6-2	257	Sr.-R	Grand Prairie, Texas (Bowie)
10***	Martin Frierson	DB	6-2	215	Sr.-R	Columbia, S.C. (Irmo)	61	Phil Smith	OT	6-6	285	Fr.-R	Tampa, Fla. (Jesusit)
10 (d)+	David Scully	K	6-1	180	Fr.	Dawsonville, Ga. (Dawson County)	62	Omoregie Uzzi	OG	6-3	308	Fr.-R	Lithonia, Ga. (Chamblee)
11*	Jaybo Shaw	QB	6-0	191	So.	Flowery Branch, Ga. (Flowery Branch)	63 +	Chase Hudson	OL	6-2	268	So.-R	Dacula, Ga. (Buford)
12**	Anthony Barnes	LB	6-3	230	Jr.-R	Cartersville, Ga. (Cartersville)	63 (d)+	Tyler Morgan	LS	6-3	189	Fr.	Fayetteville, Ga. (Whitewater)
12 (d)+	Jordan Conant	QB	5-11	200	Fr.	Winthrop, Me. (Winthrop)	64 +	Mike Johnson	OL	6-4	280	Fr.-R	Lithonia, Ga. (Stephenson)
13	Tevin Washington	QB	6-1	203	Fr.-R	Wetumpka, Ala. (Wetumpka)	65	Antonio Foster	OL	6-4	300	Fr.	Valdosta, Ga. (Valdosta)
14**	Scott Blair	PK/P	6-0	180	Jr.	Calhoun, Ga. (Calhoun)	66 +	Will Minter	OL	6-3	351	Jr.-R	Ft. Washington, Md. (Gonzaga College HS)
15**	Correy Earls	DB	6-0	200	Jr.-R	Macon, Ga. (Central)	66 (d)+	Cory Pritchett	LS	6-1	254	Fr.	Chatsworth, Ga. (Murray County)
16	David Sims	QB	5-11	229	Fr.	St. Matthews, S.C. (Calhoun County)	67**	Steven Powers	DL	6-2	232	Jr.-R	Rome, Ga. (Model)
16 (d)+	Stephen Mann	S	6-0	205	Fr.-R	Malabar, Fla. (Palm Bay)	67 (d)+	Josh Aiken-Phillips	OL	6-3	250	Fr.-R	Lawrenceville, Ga. (Central Gwinnett/GSU)
17	Orwin Smith	AB	6-0	206	Fr.	Phenix City, Ala. (Central)	68 +	Zach Fraysier	OL	6-3	263	Fr.-R	Ball Ground, Ga. (Cherokee)
17 (d)+	Chris Tanner	K/P	6-0	181	Fr.-R	Norcross, Ga. (Norcross)	68 (d)+	Ben Keith	DT	6-1	297	Fr.	Gainesville, Fla. (Buchholz)
18	Anthony Allen	AB	6-0	231	Jr.-R	Tampa, Fla. (Jesusit/Louisville)	69+	Kevin Crosby	P	6-3	191	Jr.-R	Alpharetta, Ga. (Blessed Trinity)
20*	Roddy Jones	AB	5-9	195	So.-R	Stone Mountain, Ga. (Chamblee)	69 +(d)	Tyler Kidney	OL	6-3	253	Fr.	Alpharetta, Ga. (Northview)
21**	Jonathan Dwyer	BB	6-0	235	Jr.	Marietta, Ga. (Kell)	70*	Joseph Gilbert	OL	6-4	280	So.-R	Cartersville, Ga. (Cartersville)
22*	Cooper Taylor	S/LB	6-4	208	So.	Atlanta, Ga. (Marist School)	71***	Cord Howard	OL	6-5	308	Sr.-R	Phenix City, Ala. (Central)
23	Quentin Sims	WR	6-3	195	Fr.-R	Cincinnati, Ohio (Colerain)	72**	Jason Hill	DT	6-4	312	Sr.-R	Atlanta, Ga. (Douglass)
24*	Embry Peeples	AB	5-10	173	So.	Orlando, Fla. (Dr. Phillips)	73**	Austin Barrick	OT	6-3	284	Jr.-R	Moody, Ala. (Moody)
24 (d)+	Scott Elder	CB	5-9	173	So.-R	Stone Mountain, Ga. (Home Schooled)	74*	Zach Krish	OL	6-5	293	Jr.-R	Snellville, Ga. (South Gwinnett)
25**	DeRon Jasper	DB	6-2	213	Jr.-R	Dunwoody, Ga. (Dunwoody)	75*	Nick Claytor	OT	6-6	284	So.-R	Gainesville, Ga. (Gainesville)
25 (d)+	Robert Godhigh	AB	5-7	181	Fr.	Acworth, Ga. (Harrison)	76	Nick McRae	OL	6-4	286	Fr.-R	Dublin, Ga. (Dublin)
26**	Dominique Reese	DB	5-11	198	Jr.-R	Auburn, Ala. (Auburn)	77***	Dan Voss	C	6-4	296	Sr.-R	Cherry Hill, N.J. (St. Joseph's Prep)
27**+Jonathan	Malone	AB	5-9	167	Sr.	Marietta, Ga. (Pope)	78*	Clyde Yandell	OL	6-5	287	So.-R	St. Augustine, Fla. (Nease)
27 (d)+	Jared Polak	LB	6-1	197	Fr.	Liburn, Ga. (Parkview)	79*	Sean Bedford	OL	6-1	274	Jr.-R	Gainesville, Fla. (Buchholz)
28*	Rashaad Reid	CB	5-10	185	So.	St. Augustine, Fla. (St. Augustine)	80	Daniel McKayhan	WR	6-0	198	Fr.-R	Decatur, Ga. (Martin Luther King, Jr.)
29	Jon Lockhart	DB	6-0	191	Fr.-R	Blountstown, Fla. (Blountstown)	81**	Zach Fisher	WR	6-2	204	So.-R	Marietta, Ga. (Kell)
29 (d)+	DeShon Scott	AB	5-10	185	Fr.	Fort Worth, Texas (Central Gwinnett)	82 +	Kevin Cone	WR	6-2	206	Jr.-R	Stone Mountain, Ga. (St. Pius X Catholic/Shorter College)
30	Daniel Drummond	BB	6-3	253	Fr.	Flowery Branch, Ga. (Flowery Branch)	83	Jeremy Moore	WR	6-3	173	Fr.	Austin, Texas (LBJ)
30 (d)+	Colin Emerson	S	6-1	195	Fr.	Suwanee, Ga. (South Forsyth)	84*	Tyler Melton	WR	6-0	206	So.	Houston, Texas (Langham Creek)
31^	Chris Jackson	AB	6-1	205	Fr.-R	McDonough, Ga. (Henry County/Alabama)	85**	Chandler Anderson	PK/P	6-0	191	So.-R	Columbus, Ga. (Shaw)
32	Richard Watson	BB	6-1	228	Fr.-R	Tallahassee, Fla. (FAMU HS)	86 +	Geoff Greco	WR	6-3	221	Fr.-R	Wexford, Pa. (North Allegheny)
33*	Mario Edwards	LB	6-1	216	Jr.-R	College Park, Ga. (Westlake/Virginia Tech)	87	Euclid Cummings	DE	6-4	245	Fr.	Atlanta, Ga. (Centennial)
33 (d)+	Tyler Jarry	AB	5-11	174	Fr.	Suwanee, Ga. (North Gwinnett)	87 (d)+	Onu Okebie	WR	6-1	175	Jr.	Lawrenceville, Ga. (Berkman)
34*	Steven Sylvester	LB	6-2	233	So.	McDonough, Ga. (Union Grove)	88	Antonio Wilson	DE	6-6	240	Fr.-R	Decatur, Ga. (Columbia)
35*	Michael Peterson	CB	5-11	198	So.-R	Tampa, Fla. (Jesusit)	89**	Paul Reese	AB	6-0	185	So.-R	Albany, Ga. (Deerfield Windsor School)
36*	Lucas Cox	RB	6-0	232	Jr.-R	Lewisberry, Pa. (Red Land/Connecticut)	90	T.J. Barnes	DT	6-7	341	Fr.-R	Enterprise, Ala. (Enterprise)
37	Jerrard Tarrant	CB	6-0	202	So.-R	Carrollton, Ga. (Carrollton)	92*	Jason Peters	DT	6-4	273	So.-R	Baton Rouge, La. (Catholic)
38	Jemea Thomas	DB	5-10	178	Fr.	Fitzgerald, Ga. (Fitzgerald)	91**	Derrick Morgan	DE	6-4	272	Jr.	Coatesville, Pa. (Coatesville)
39 +	Tyler Barrett	S	5-10	180	Sr.-R	Hagerstown, Md. (South Hagerstown)	93 %	Emmanuel Dieke	DE	6-6	248	Fr.	Riverdale, Ga. (North Clayton)
39 (d)+	Justin Randolph	AB	5-10	168	Fr.	Kennesaw, Ga. (Kell)	94	Izaan Cross	DE	6-4	272	Fr.	Flowery Branch, Ga. (Flowery Branch)
40	Julian Burnett	LB	5-10	221	Fr.	Macon, Ga. (Westside)	95	Christopher Crenshaw	DE	6-3	238	Fr.	Louisville, Ga. (Jefferson County)
41*	Anthony Egbuniwe	DE	6-4	255	Jr.-R	Greenville, S.C. (James L. Mann/Tulsa)	96*	Logan Walls	DT	6-2	286	So.-R	Dawsonville, Ga. (Dawson County)
42	Malcolm Munroe	LB	6-3	222	Fr.-R	Miami, Fla. (Coral Reef)	97***	Robert Hall	DE	6-3	259	Jr.-R	Hawkinsville, Ga. (Hawkinsville)
43	Lance Richardson	S	6-2	195	Fr.	Ware Shoals, S.C. (Ware Shoals)	98**	Ben Anderson	DT	6-2	275	Jr.-R	Aiken, S.C. (South Aiken)
44*	Albert Rocker	DL	6-1	241	So.-R	New Market, Ala. (Sparkman)	99	J.C. Lanier	DT	6-4	334	Fr.	Stillmore, Ga. (Emanuel County Institute)
45**	Jason Davis	DB	5-10	196	Sr.-R	Duluth, Ga. (Duluth)	+	Charlie Hollman	LB	6-2	200	Fr.	Sandy Springs, Ga. (Riverwood)
45 (d)+	Andy Elakman	PK	6-0	178	Fr.-R	Calhoun, Ga. (Calhoun)							
46 +	Preston Lyons	BB	6-0	213	So.-R	Atlanta, Ga. (Marist School/Colgate)							
47	Brandon Watts	LB	6-2	225	Fr.	Tennille, Ga. (Washington County)							
48	Carl Miles	CB	6-0	175	Fr.	Miramar, Fla. (Cypress Bay)							
49 +	Jamal Paige	AB	5-10	182	Fr.-R	Atlanta, Ga. (Woodward Academy)							
49 (d)+	Patrick Nordmann	S	5-9	175	Jr.	Augusta, Ga. (Aquinas)							
50	Jay Finch	OL	6-4	278	Fr.	Acworth, Ga. (Kennesaw Mountain)							
50 (d)+	Robert Hogan III	LB	6-0	205	Fr.	Newnan, Ga. (Newnan Christian)							
51**	Brad Jefferson	LB	6-2	237	Jr.	Wrightsville, Ga. (Johnson County)							

* Denotes number of letters earned

+ Denotes non-scholarship player

^ Denotes transfer; eligible in 2010

% Enrolled in January, 2009

(d) Denotes duplicate number

The Last Time It Happened

Was Shut Out

Georgia Tech Oct. 18, 1997, vs. Florida State (0-38)
Opponent Oct. 4, 2008, by Duke (27-0)

Scored 50 Points

Georgia Tech Oct. 31, 2009, at Vanderbilt (56-31)
Opponent Sept. 24, 2005, by Virginia Tech (51-7)

Overcame Double-Digit Deficit To Win

Georgia Tech Nov. 14, 2009, at Duke (won 49-10) after trailing 10-0)
Opponent Oct. 25, 2008 by Virginia (Georgia Tech led 14-3)

Recorded A Safety

Georgia Tech Sept. 6, 2008 vs. Boston College (Vance Walker tackled Chris Crane in the end zone)
Opponent Sept. 17, 2009 by Miami (Tech punter Chandler Anderson illegally kicked ball out of own end zone)

Scored More Than One Defensive TD

Georgia Tech Sept. 9, 2006 vs. Samford (2 INT returns)
Opponent Sept. 24, 2005 by Virginia Tech (2 INT returns, 1 blocked kick)

Converted A Two-Point Attempt

Georgia Tech Nov. 29, 2008 at Georgia (Jonathan Dwyer and Josh Nesbitt both rushed for two-point conversions)
Opponent Nov. 1, 2008 by Florida State (pass)

600 Yards Total Offense

Georgia Tech Nov. 9, 2000 vs. Virginia (627)
Opponent Oct. 17, 1998 by Virginia (600)

500 Yards Total Offense

Georgia Tech Nov. 14, 2009 at Duke (519)
Opponent Oct. 10, 2009 by Florida State (539)

300 Yards Total Offense In A Half

Georgia Tech Oct. 31, 2009 at Vanderbilt (306 yards in first half)
Opponent Oct. 10, 2009 by Florida State (403 yards in the first half)

Less Than 200 Yards Total Offense

Georgia Tech Nov. 25, 2006 at Georgia (188)
Opponent Oct. 24, 2009 by Virginia (198)

Less Than 100 Yards Total Offense

Georgia Tech 1961 vs. Alabama (96)
Opponent Oct. 9, 2004 by Maryland (82)

300 Yards Rushing

Georgia Tech Nov. 14, 2009 at Duke (306)
Opponent Jan. 1, 2007 by West Virginia (311) (Gator Bowl)

Less Than 50 Yards Rushing

Georgia Tech Nov. 27, 2004 at Georgia (24)
Opponent Nov. 14, 2009 by Duke (25)

Less Than 0 Yards Rushing

Georgia Tech 1968, two times (vs. Notre Dame and Navy)
Opponent Sept. 1, 2007 by Notre Dame (-8)

400 Yards Passing

Georgia Tech Nov. 10, 2001 at Virginia (486)
Opponent Nov. 29, 2008 vs. Georgia (407)

Less Than 100 Yards Passing

Georgia Tech Nov. 7, 2009 vs. Wake Forest (51)
Opponent Oct. 4, 2008 by Duke (97)

30 Pass Completions

Georgia Tech Oct. 17, 2002 by Maryland (30)
Opponent Sept. 20, 2008 by Mississippi State (31)

50 Pass Attempts

Georgia Tech Oct. 6, 2005 vs. NC State (53)
Opponent Sept. 20, 2008 by Mississippi State (50)

Passed For 5 Touchdowns

Georgia Tech Nov. 18, 2006 vs. Duke (5)
Opponent Oct. 10, 2009 by Florida State (5)

Threw 5 Interceptions

Georgia Tech Nov. 1, 2007 vs. Virginia Tech (5)
Opponent N/A

Lost 4 Fumbles

Georgia Tech Nov. 17, 2007 vs. North Carolina (4)
Opponent Oct. 3, 2009 by Mississippi State (4)

Had 6 Turnovers

Georgia Tech Nov. 1, 2007 vs. Virginia Tech (6)
Opponent Oct. 18, 2008 by Clemson (6)

90 Offensive Plays

Georgia Tech Oct. 6, 2005 vs. NC State (91)
Opponent Oct. 5, 2002 by Wake Forest (92)

Less Than 50 Plays

Georgia Tech Aug. 28, 2003 at Brigham Young (47)
Opponent Oct. 24, 2009 by Virginia (44)

Kicked 4 Field Goals

Georgia Tech Sept. 1, 2007 at Notre Dame (4)
Opponent Nov. 17, 2007 by North Carolina (4)

90-Yard Scoring Drive

Georgia Tech Oct. 3, 2009 at Mississippi State (90)
Opponent Nov. 20, 2008 by Miami (98)

Blocked Two Kicks/Punts In One Game

Georgia Tech Nov. 13, 2004 vs. Connecticut (2 blocked punts)
Opponent N/A

30 First Downs

Georgia Tech Nov. 9, 2000 vs. Virginia (34)
Opponent Dec. 29, 2005 by Utah (31)

10 or Less First Downs

Georgia Tech Oct. 11, 2008 vs. Gardner-Webb (9)
Opponent Sept. 26, 2009 by North Carolina (8)

Penalized 100 Yards

Georgia Tech Oct. 20, 2007 vs. Army (110)
Opponent Oct. 28, 2004 by Virginia Tech (108)

Punted 10 Times

Georgia Tech Sept. 29, 2007 vs. Clemson (10)
Opponent Oct. 11, 2008 by Gardner-Webb (10)

Punted 0 Times

Georgia Tech Oct. 10, 2009 at Florida State
Opponent Oct. 3, 2009 by Mississippi State

Won A Game In Overtime

Georgia Tech Nov. 7, 2009 vs. Wake Forest (30-27)
Opponent Oct. 11, 2001 by Maryland (20-17)

Game Won On Final Play

Georgia Tech Nov. 7, 2009 vs. Wake Forest (Josh Nesbitt's 3-yard touchdown run in overtime gave Tech a 30-27 victory)
Opponent Sept. 29, 2001, by Clemson (Woodrow Dantzler's 11-yard run in first OT gave Clemson a 47-44 win)

Blocked A Field Goal Attempt

Georgia Tech Nov. 14, 2009, at Duke (Morgan Burnett blocked Will Snyderwine's 52-yard attempt)
Opponent Sept. 1, 2007, by Notre Dame (Trevor Laws blocked Travis Bell's 29-yard attempt in first quarter)

Blocked A PAT Attempt

Georgia Tech Jan. 1, 1999, vs. Notre Dame
Opponent Sept. 13, 2008, by Virginia Tech (John Graves blocked Scott Blair's PAT attempt)

Blocked A Punt

Georgia Tech Nov. 20, 2008, vs. Miami (Tony Clark blocked the punt attempt of Boshier)
Opponent Nov. 10, 2007, by Duke (Tony Jackson blocked punt of Tech's Durant Brooks)

Blocked A Punt For A Touchdown

Georgia Tech Nov. 13, 2004, vs. Connecticut (Ajnavi Eziemefe blocked punt by Shane Hussar and Djay Jones recovered for TD)
Opponent Nov. 2, 1996, by Florida State (Peter Boulware blocked Rodney Williams' punt and Shevin Smith recovered in end zone)

Punt Returned For A Touchdown

Georgia Tech Sept. 10, 2009, vs. Clemson; Jerrard Tarrant (85 yards)
Opponent Oct. 28, 2000, by Clemson; Brian Mance (88 yards)

Kickoff Returned For A Touchdown

Georgia Tech Oct. 31, 1998, vs. Maryland; Dez White (100 yards)
Opponent Oct. 31, 2009 by Vanderbilt; Warren Norman (80 yards)

Interception Returned For A Touchdown

Georgia Tech Nov. 29, 2008, vs. Georgia; Morgan Burnett; picked off Matthew Stafford pass and returned it 35 yards for a TD
Opponent Sept. 22, 2007, by Virginia; Jeffrey Fitzgerald (25 yds); pass from Tech's Taylor Bennett

Fumble Returned For A Touchdown

Georgia Tech Oct. 3, 2009 vs. Mississippi State; Jerrard Tarrant recovered an Anthony Dixon fumble and returned it 40 yards for a touchdown
Opponent Nov. 10, 2007, by Duke; Leon Wright recovered fumble by Tashard Choice and returned it 24 yards for a TD

Defensive PAT

Georgia Tech Oct. 28, 1989, vs. Duke; Ken Swilling intercepted a pass from Steve Prince and returned it 99 yards (only time in Tech history)
Opponent None recorded

Two 100-Yard Rushers In A Game

Georgia Tech Oct. 24, 2009, at Virginia; Jonathan Dwyer (125) and Anthony Allen (103)
Opponent Jan. 1, 2007, by West Virginia; Patrick White (145) and Owen Schmitt (109)

Two 100-Yard Receivers In A Game

Georgia Tech Sept. 11, 2005, vs. North Carolina; Damarius Bilbo (8-131) and Calvin Johnson (6-114)
Opponent Sept. 30, 2006, by Virginia Tech; Eddie Royal (7-102) and Justin Harper (4-109)

100-Yard Receiver, 100-Yard Rusher In A Game

Georgia Tech Oct. 31, 2009 at Vanderbilt; Jonathan Dwyer (rush -186) Embry Peebles (receive - 1170)

Rushed And Passed For 100 Yards

Georgia Tech Oct. 10, 2009 at Florida State; Josh Nesbitt (140 rushing, 131 passing)
Opponent Jan. 1, 2007, by West Virginia; Patrick White (131 passing, 145 yards rushing)

The Last Time It Happened

400 Yards Total Offense

Georgia Tech Nov. 10, 2001, vs. Virginia; George Godsey (477 yards)
Opponent Sept. 15, 2007, by Boston College; Matt Ryan (426 yards)

Made A 50-Yard Field Goal

Georgia Tech Sept. 22, 2007, vs. Virginia; Travis Bell (51 yards)
Opponent Sept. 10, 2009, by Clemson; Richard Jackson (53 yards)

30 Rushing Attempts

Georgia Tech Sept. 26, 2009 vs. North Carolina; Josh Nesbitt (32 attempts)
Opponent Nov. 8, 2003 vs. Duke; Chris Douglas (30 attempts)

150 Rushing Yards

Georgia Tech Nov. 7, 2009 vs. Wake Forest; Jonathan Dwyer (189 yards)
Opponent Dec. 31, 2007 by Fresno State; Clifton Smith (152 yards)

200 Rushing Yards

Georgia Tech Nov. 29, 2008 vs. Georgia; Roddy Jones (214 yards)
Opponent Oct. 21, 2006 by Clemson; James Davis (216 yards)

50 Pass Attempts

Georgia Tech Oct. 6, 2005 vs. NC State; Reggie Ball (53 attempts)
Opponent Nov. 4, 2006 by NC State; Daniel Evans (53 attempts)

25 Pass Completions

Georgia Tech Nov. 8, 2003 vs. Duke; Reggie Ball (27 completions)
Opponent Nov. 7, 2009 by Florida State; Riley Skinner (26 completions)

Threw 3 Interceptions

Georgia Tech Nov. 1, 2007 vs. Virginia Tech; Taylor Bennett (4)
Opponent Oct. 20, 2007 by Army; Williams (3)

300 Passing Yards

Georgia Tech Oct. 6, 2007 vs. Maryland; Taylor Bennett (309)
Opponent Oct. 10, 2009 by Florida State; Christian Ponder (26 completions)

10 Receptions

Georgia Tech Oct. 7, 2006 vs. Maryland; Calvin Johnson (10)
Opponent Nov. 29, 2008 by Georgia; Mohamed Massaquoi (11)

100 Receiving Yards

Georgia Tech Oct. 31, 2009 at Vanderbilt; Embry Peeples (2-117)
Opponent Nov. 7, 2009 by Wake Forest; Marshall Williams (8-111)

4 Touchdowns

Georgia Tech Jan. 4, 2004 vs. Tulsa; P.J. Daniels (4)
Opponent Dec. 29, 2005 by Utah; Travis Latendresse (4)

3 Rushing Touchdowns

Georgia Tech Oct. 31, 2009 at Vanderbilt; Jonathan Dwyer (3)
Opponent Dec. 31, 2008 by LSU; Charles Scott (3)

3 Receiving Touchdowns

Georgia Tech Sept. 11, 2004 vs. Clemson; Calvin Johnson (3)
Opponent Nov. 29, 2008 by Georgia; Mohamed Massaquoi (3)

4 Passing Touchdowns

Georgia Tech Nov. 4, 2006 vs. NC State; Reggie Ball (4)
Opponent Oct. 10, 2009 by Florida State; Christian Ponder (5)

3 Field Goals

Georgia Tech Sept. 10, 2009 vs. Clemson; Scott Blair (3)
Opponent Oct. 24, 2009 at Virginia; Robert Randolph (3)

15 Tackles

Georgia Tech Nov. 20, 2004 vs. Virginia; Gerris Wilkinson (18)
Opponent Oct. 31, 2009 at Vanderbilt; Chris Marve (18)

3.0 Sacks

Georgia Tech Nov. 7, 2009 vs. Wake Forest; Derrick Morgan (3.0)

2 Interceptions

Georgia Tech Sept. 26, 2009 vs. North Carolina; Morgan Burnett (2)
Opponent Nov. 1, 2007 by Virginia Tech; Victor Harris (2)

Rushing And Receiving Touchdowns

Georgia Tech Dec. 21, 2004 vs. Syracuse; Calvin Johnson
Opponent Oct. 17, 2009 by Virginia Tech; Ryan Williams (1/1)

2009 Statistics

Overall: 10-1 ▶ **ACC: 7-1** ▶ **HOME: 5-0** ▶ **ROAD: 5-1** ▶ **NEUTRAL: 0-0** ▶ **VS. TOP 25: 2-1**

TEAM STATISTICS	GT	OPP
SCORING	396	259
Points Per Game	36.0	23.5
FIRST DOWNS	233	184
Rushing	171	65
Passing	48	109
Penalty	14	10
RUSHING YARDAGE	3455	1289
Yards gained rushing	3717	1554
Yards lost rushing	262	265
Rushing Attempts	635	315
Average Per Rush	5.4	4.1
Average Per Game	314.1	117.2
TDs Rushing	41	9
PASSING YARDAGE	1491	2523
Comp-Att-Int	61-128-4	210-338-9
Average Per Pass	11.6	7.5
Average Per Catch	24.4	12.0
Average Per Game	135.5	229.4
TDs Passing	9	20
TOTAL OFFENSE	4946	3812
Total Plays	763	653
Average Per Play	6.5	5.8
Average Per Game	449.6	346.5
KICK RETURNS: #-Yards	40-897	66-1517
PUNT RETURNS: #-Yards	19-272	9-62
INT RETURNS: #-Yards	9-45	4-48
KICK RETURN AVERAGE	22.4	23.0
PUNT RETURN AVERAGE	14.3	6.9
INT RETURN AVERAGE	5.0	12.0
FUMBLES-LOST	30-11	18-12
PENALTIES-Yards	65-525	55-463
Average Per Game	47.7	42.1
PUNTS-Yards	30-1221	46-1787
Average Per Punt	40.7	38.8
Net punt average	36.6	31.6
TIME OF POSSESSION/Game	34:25	25:35
3RD-DOWN Conversions	82/156	57/142
3rd-Down Pct.	53%	40%
4TH-DOWN Conversions	11/19	5/10
4th-Down Pct.	58%	50%
SACKS BY-Yards	22-148	8-54
MISC YARDS	5	0
TOUCHDOWNS SCORED	53	31
FIELD GOALS-ATTEMPTS	9-13	14-21
ON-SIDE KICKS	0-1	0-5
RED-ZONE SCORES	42-53 79%	30-37 81%
RED-ZONE TOUCHDOWNS	34-53 64%	19-37 51%
PAT-ATTEMPTS	51-52 98%	29-29 100%
ATTENDANCE	254094	270833
Games/Avg Per Game	5/50819	6/45139
Neutral Site Games		0/0

SCORE BY QUARTER	1st	2nd	3rd	4th	ot	Total
Georgia Tech	103	107	84	96	6	396
Opponents	55	92	43	66	3	259

RECORD	Overall	Home	Away	Neutral
All Games	10-1	5-0	5-1	0-0
ACC Games	7-1	4-0	3-1	0-0
vs. Coastal Division	4-1	2-0	2-1	0-0
vs. Atlantic Division	3-0	2-0	1-0	0-0
Non-Conference	3-0	1-0	2-0	0-0

ATTENDANCE	Overall	Home	Away	Neutral
Total	524,927	254,094	270,833	-
Average	47,721	50,819	45,139	-
ACC Games Total	398,409	207,963	190,536	-
ACC Games Avg.	49,801	51,991	47,634	-

2009 SCHEDULE/RESULTS						
Date	Opponent	Site	TV	Attend.	Time/W-L	
Sept. 5	JACKSONVILLE STATE	ATLANTA	ESPN360	46,131	W, 37-17	
Sept. 10 (Th)	(rv/rv) *CLEMSON	ATLANTA	ESPN	52,029	W, 30-27	
Sept. 17 (Th)	(22/20) *at Miami	Miami Gardens, Fla.	ESPN	45,329	L, 17-33	
Sept. 26	(22/18) *NORTH CAROLINA	ATLANTA	Raycom	50,114	W, 24-7	
Oct. 3	at Mississippi State	Starkville, Miss.	CSS	50,035	W, 42-31	
Oct. 10	*at Florida State	Tallahassee, Fla.	ESPN2	76,292	W, 49-44	
Oct. 17	(4/4) *VIRGINIA TECH	ATLANTA	ESPN2	54,405	W, 28-23	
Oct. 24	*at Virginia	Charlottesville, Va.	Raycom	43,016	W, 34-9	
Oct. 31	at Vanderbilt	Nashville, Tenn.	CSS	30,262	W, 56-31	
Nov. 7	*WAKE FOREST	ATLANTA	ABC	51,415 (ot)	W, 30-27	
Nov. 14	*at Duke	Durham, N.C.	ESPN2	25,899	W, 49-10	
Nov. 28	GEORGIA	ATLANTA	ABC		8:00	

*ACC Game

RUSHING	GP	Att	Gain	Loss	NET	AVG	TD	Long	Avg/G
Jonathan Dwyer	11	183	1234	31	1203	6.6	11	74	109.4
Josh Nesbitt	11	218	974	127	847	3.9	16	39	77.0
Anthony Allen	11	52	556	6	550	10.6	5	82	50.0
Roddy Jones	10	44	256	15	241	5.5	3	23	24.1
Marcus Wright	11	24	162	6	156	6.5	3	22	14.2
Preston Lyons	10	27	129	0	129	4.8	1	31	12.9
Embry Peeples	10	24	131	16	115	4.8	0	19	11.5
Stephen Hill	10	4	59	1	58	14.5	1	24	5.8
Jaybo Shaw	5	11	54	3	51	4.6	0	16	10.2
Tevin Washington	1	6	41	1	40	6.7	0	17	40.0
Richard Watson	4	9	37	0	37	4.1	1	9	9.2
Lucas Cox	11	9	31	0	31	3.4	0	6	2.8
Orwin Smith	11	5	26	0	26	5.2	0	12	2.4
Quentin Sims	9	2	19	0	19	9.5	0	12	2.1
Jonathan Malone	3	1	5	0	5	5.0	0	5	1.7
Anthony Barnes	11	1	3	0	3	3.0	0	3	0.3
Team	10	15	0	56	-56	-3.7	0	0	-5.6
Total	11	635	3717	262	3455	5.4	41	82	314.1
Opponents	11	315	1554	265	1289	4.1	9	66	117.2

PASSING	GP	Effic	C-A-I	Pct	Yds	TD	Long	Avg/G
Josh Nesbitt	11	156.41	58-125-4	46.4	1418	8	87	128.9
Scott Blair	11	715.60	1-1-0	100.0	34	1	34	3.1
Tevin Washington	1	276.40	1-1-0	100.0	21	0	21	21.0
Jaybo Shaw	5	251.20	1-1-0	100.0	18	0	18	3.6
Total	11	162.46	61-128-4	47.7	1491	9	87	135.5
Opponents	11	139.03	210-338-9	62.1	2523	20	77	229.4

RECEIVING	GP	No.	Yds	Avg	TD	Long	Avg/G
Demaryius Thomas	11	39	950	24.4	6	75	86.4
Embry Peeples	10	6	223	37.2	1	87	22.3
Stephen Hill	10	5	129	25.8	1	53	12.9
Anthony Allen	11	5	112	22.4	1	31	10.2
Orwin Smith	11	2	26	13.0	0	21	2.4
Tyler Melton	7	2	22	11.0	0	13	3.1
Daniel McKayhan	5	1	18	18.0	0	18	3.6
Jonathan Dwyer	11	1	11	11.0	0	11	1.0
Total	11	61	1491	24.4	9	87	135.5
Opponents	11	210	2523	12.0	20	77	229.4

PUNTING	No.	Yds	Avg	Long	TB	FC	I20	Blkd
Chandler Anderson	30	1221	40.7	63	3	5	9	0
Total	30	1221	40.7	63	3	5	9	0
Opponents	46	1787	38.8	57	3	14	13	0

PUNT RETURNS	No.	Yds	Avg	TD	Long
Jerrard Tarrant	19	272	14.3	2	85
Total	19	272	14.3	2	85
Opponents	9	62	6.9	0	22

2009 Statistics

INTERCEPTIONS	No.	Yds	Avg	TD	Long
Morgan Burnett	4	40	10.0	0	21
Mario Butler	2	2	1.0	0	2
Jason Peters	1	0	0.0	0	0
Martin Frierson	1	3	3.0	0	3
Cooper Taylor	1	0	0.0	0	0
Total	9	45	5.0	0	21
Opponents	4	48	12.0	0	28

KICK RETURNS	No.	Yds	Avg	TD	Long
Orwin Smith	29	734	25.3	0	83
Embry Peeples	8	134	16.8	0	33
Anthony Allen	2	29	14.5	0	16
Albert Rocker	1	0	0.0	0	0
Total	40	897	22.4	0	83
Opponents	66	1517	23.0	2	89

FUMBLE RETURNS	No.	Yds	Avg	TD	Long
Jerrard Tarrant	1	40	40.0	1	40
Total	1	40	40.0	1	40
Opponents	4	5	1.2	0	3

SCORING	TD	FGs	PATs					Saf	Pts
			Kick	Rush	Rcv	Pass	DXP		
Josh Nesbitt	16	0-0	0-0	0-0	0	0-0	0	0	96
Jonathan Dwyer	11	0-0	0-0	0-0	0	0-0	0	0	66
Scott Blair	0	9-13	37-38	0-0	0	0-0	0	0	64
Anthony Allen	6	0-0	0-0	0-0	0	0-0	0	0	36
Demaryius Thomas	6	0-0	0-0	0-0	0	0-0	0	0	36
Roddy Jones	3	0-0	0-0	0-0	0	0-0	0	0	18
Marcus Wright	3	0-0	0-0	0-0	0	0-0	0	0	18
Jerrard Tarrant	3	0-0	0-0	0-0	0	0-0	0	0	18
Chris Tanner	0	0-0	14-14	0-0	0	0-0	0	0	14
Stephen Hill	2	0-0	0-0	0-0	0	0-0	0	0	12
Richard Watson	1	0-0	0-0	0-0	0	0-0	0	0	6
Preston Lyons	1	0-0	0-0	0-0	0	0-0	0	0	6
Embry Peeples	1	0-0	0-0	0-0	0	0-0	0	0	6
Total	53	9-13	51-52	0-0	0	0-0	0	0	396
Opponents	31	14-21	29-29	0-0	0	0-2	0	1	259

TOTAL OFFENSE	G	Plays	Rush	Pass	Total	Avg/G
Josh Nesbitt	11	343	847	1418	2265	205.9
Jonathan Dwyer	11	183	1203	0	1203	109.4
Anthony Allen	11	52	550	0	550	50.0
Roddy Jones	10	44	241	0	241	24.1
Marcus Wright	11	24	156	0	156	14.2
Preston Lyons	10	27	129	0	129	12.9
Embry Peeples	10	24	115	0	115	11.5
Jaybo Shaw	5	12	51	18	69	13.8
Tevin Washington	1	7	40	21	61	61.0
Stephen Hill	10	4	58	0	58	5.8
Richard Watson	4	9	37	0	37	9.2
Scott Blair	11	1	0	34	34	3.1
Lucas Cox	11	9	31	0	31	2.8
Orwin Smith	11	5	26	0	26	2.4
Quentin Sims	9	2	19	0	19	2.1
Jonathan Malone	3	1	5	0	5	1.7
Anthony Barnes	11	1	3	0	3	0.3
Team	10	15	-56	0	-56	-5.6
Total	11	763	3455	1491	4946	449.6
Opponents	11	653	1289	2523	3812	346.5

FIELD GOALS	FGA	Pct	1-19	20-29	30-39	40-49	50+	Long	Blk
Scott Blair	9-13	69.2	0-0	4-5	4-6	1-2	0-0	45	0
Total	9-13	69.2	0-0	4-5	4-6	1-2	0-0	45	0
Opponents	14-21	66.7	1-1	3-4	7-10	2-4	1-2	53	1

FIELD GOAL SEQUENCE	Georgia Tech	Opponents
Jacksonville State	(20),42	(26)
Clemson	(24),(34),(36)	(21),(53)
Miami	(32),39	(34),26,31
North Carolina	37,(34),27	32
Mississippi State	-	42,(31)
Florida State	-	45,(40)
Virginia Tech	-	(34)
Virginia	(24),(23)	(49),(19),35,(30)
Vanderbilt	-	(23)
Wake Forest	(45)	(35),(34)
Duke	-	(31),52
Georgia	-	-

Numbers in (parentheses) indicate field goal was made.

KICKOFFS	No.	Yds	Avg	TB	OB	Retn	NetYd	Long
Scott Blair	69	4174	60.5	1	3			
Chandler Anderson	1	45	45.0	0	0			
Chris Tanner	1	59	59.0	0	0			
Total	71	4278	60.3	1	3	1517	38.6	31
Opponents	49	3088	63.0	5	4	897	42.7	27

ALL PURPOSE	G	Rush	Rec	PR	KOR	IR	Total	Avg/G
Jonathan Dwyer	11	1203	11	0	0	0	1214	110.4
Demaryius Thomas	11	0	950	0	0	0	950	86.4
Josh Nesbitt	11	847	0	0	0	0	847	77.0
Orwin Smith	11	26	26	0	734	0	786	71.5
Anthony Allen	11	550	112	0	29	0	691	62.8
Embry Peeples	10	115	223	0	134	0	472	47.2
Jerrard Tarrant	11	0	0	272	0	0	272	24.7
Roddy Jones	10	241	0	0	0	0	241	24.1
Stephen Hill	10	58	129	0	0	0	187	18.7
Marcus Wright	11	156	0	0	0	0	156	14.2
Preston Lyons	10	129	0	0	0	0	129	12.9
Jaybo Shaw	5	51	0	0	0	0	51	10.2
Morgan Burnett	11	0	0	0	0	40	40	3.6
Tevin Washington	1	40	0	0	0	0	40	40.0
Richard Watson	4	37	0	0	0	0	37	9.2
Lucas Cox	11	31	0	0	0	0	31	2.8
Tyler Melton	7	0	22	0	0	0	22	3.1
Quentin Sims	9	19	0	0	0	0	19	2.1
Daniel McKayhan	5	0	18	0	0	0	18	3.6
Jonathan Malone	3	5	0	0	0	0	5	1.7
Anthony Barnes	11	3	0	0	0	0	3	0.3
Martin Frierson	11	0	0	0	0	3	3	0.3
Mario Butler	11	0	0	0	0	2	2	0.2
Team	10	-56	0	0	0	0	-56	-5.6
Total	11	3455	1491	272	897	45	6160	560.0
Opponents	11	1289	2523	62	1517	48	5439	494.5

2009 Statistics

DEFENSE		G	Solo	Assist	Total	TFL-Yds	Sacks-Yds	Int-Yds	BrUp	QBH	FR-Yds	FF	BK	Saf
51	Brad Jefferson	11	35	41	76	7.0-16			2	1		2		
54	Sedric Griffin	11	38	22	60	3.0-10	0.5-3		2	1				
1	Morgan Burnett	11	33	24	57	1.5-1		4-40	4		1-0		1	
91	Derrick Morgan	11	31	14	45	17.0-95	12.5-81		1	2	2-0			
37	Jerrard Tarrant	11	26	17	43	1.0-5			4		2-40			
2	Mario Butler	11	26	9	35	3.5-7		2-2	2					
40	Julian Burnett	10	20	13	33	0.5-2	0.5-2							
34	Steven Sylvester	11	19	12	31	2.0-13	1.5-11							
26	Dominique Reese	10	14	11	25	1.5-1			2					
33	Mario Edwards	9	14	7	21	0.5-2			2			1		
96	Logan Walls	11	7	13	20	2.0-6	1.0-3					1		
22	Cooper Taylor	3	7	9	16			1-0						
12	Anthony Barnes	11	7	8	15	0.5-1						1		
98	Ben Anderson	11	12	2	14	5.0-26	2.0-21			1				
41	Anthony Egbuniwe	9	9	4	13	2.5-14	1.5-13		1		2-0	2		
28	Rashaad Reid	11	7	5	12	1.5-4			2					
90	T.J. Barnes	11	6	6	12	1.0-5				1				
10	Martin Frierson	11	4	7	11			1-3						
97	Robert Hall	3	4	6	10	1.5-6	0.5-1							
14	Scott Blair	11	6	2	8						1-0	1		
94	Izaan Cross	10	5	3	8	2.5-3				1	1-0			
58	B.J. Machen	10	7	1	8									
92	Jason Peters	10	3	4	7			1-0	1		1-0			
6	Rod Sweeting	11	7		7									
38	Jemea Thomas	11	4	3	7				1		1-0			
3	Marcus Wright	11	5	2	7									
15	Correy Earls	9	4	3	7							1		
56	Osahon Tongo	9	2	4	6	1.0-5	1.0-5					1		
44	Albert Rocker	11	3	3	6									
35	Michael Peterson	11	4	2	6									
29	Jon Lockhart	11	2	3	5									
42	Malcolm Munroe	11	2	3	5							1		
25	DeRon Jasper	7	3	1	4									
23	Quentin Sims	9	2	2	4									
82	Kevin Cone	6	2	1	3									
20	Roddy Jones	10	2		2							1		
36	Lucas Cox	11	1	1	2									
63	Tyler Morgan	5	1		1									
18	Anthony Allen	11	1		1									
49	Jamal Paige	7	1		1									
67	Stephen Powers	2		1	1				1					
9	Josh Nesbitt	11									1-0			
	Total.....	11	387	269	656	56-230	22-148	9-45	25	7	12-40	12	1	
	Opponents.....	11	420	484	904	57.0-176	8-54	4-48	11	2	11-5	9	1	

STARTERS	JSU	CLEM	MIAMI	UNC	MSU	FSU	VT	UVA	VANDY	WAKE	DUKE	UGA	--
Offense													
Quarterback	Nesbitt	Nesbitt	Nesbitt	Nesbitt	Nesbitt	Nesbitt	Nesbitt	Nesbitt	Nesbitt	Nesbitt	Nesbitt	Nesbitt	
B-Back	Dwyer	Dwyer	Dwyer	Dwyer	Dwyer	Dwyer	Dwyer	Dwyer	Dwyer	Dwyer	Dwyer	Dwyer	
A-Back	Allen	Allen	Allen	Allen	Allen	Allen	Allen	Allen	Allen	Allen	Allen	Allen	
A-Back	Peeples	Jones	Jones	Jones	Jones	Jones	Jones	Jones	Jones	Jones	Jones	Jones	
Wide Receiver	Thomas	Thomas	Thomas	Thomas	Thomas	Thomas	Thomas	Thomas	Thomas	Thomas	Thomas	Thomas	
Wide Receiver	Cone	Cone	Cone	S. Hill	Melton	Melton	Melton	Melton	Melton	Melton	Melton	Melton	
Left Tackle	Barrick	Barrick	Barrick	Barrick	Barrick	Barrick	Barrick	Barrick	Barrick	Barrick	Smith	Smith	
Left Guard	Howard	Howard	Howard	Howard	Howard	Howard	Howard	Howard	Howard	Howard	Howard	Howard	
Center	Bedford	Bedford	Bedford	Bedford	Bedford	Bedford	Bedford	Bedford	Bedford	Bedford	Bedford	Bedford	
Right Guard	Gilbert	Gilbert	Gilbert	Gilbert	Gilbert	Gilbert	Gilbert	Gilbert	Gilbert	Gilbert	Gilbert	Gilbert	
Right Tackle	Sellers	Sellers	Sellers	Sellers	Sellers	Sellers	Sellers	Sellers	Sellers	Sellers	Sellers	Sellers	
Defense													
End	Morgan	Morgan	Morgan	Morgan	Morgan	Morgan	Morgan	Morgan	Morgan	Morgan	Morgan	Morgan	
Tackle	Peters	Peters	Peters	Walls	Walls	Walls	Walls	Walls	Walls	Walls	Walls	Walls	
Tackle	Anderson	Anderson	Anderson	Anderson	Anderson	Anderson	Anderson	Anderson	Anderson	Anderson	Anderson	Anderson	
End	Hall	Hall	Hall	Egbuniwe	Egbuniwe	Cross	Cross	Egbuniwe	Egbuniwe	Egbuniwe	Egbuniwe	Egbuniwe	
Outside LB	Griffin	Griffin	Griffin	Griffin	Griffin	Griffin	Griffin	Griffin	Griffin	Griffin	Griffin	Griffin	
Inside LB	Jefferson	Jefferson	Jefferson	Jefferson	Jefferson	Jefferson	Jefferson	Jefferson	Jefferson	Jefferson	Jefferson	Jefferson	
Wolf/LB	Reese	Reese	Reese	J. Burnett	J. Burnett	Sylvester	Sylvester	Sylvester	Sylvester	Sylvester	Sylvester	Sylvester	
Corner	Butler	Butler	Butler	Butler	Butler	Butler	Butler	Butler	Butler	Butler	Butler	Butler	
Corner	Tarrant	Tarrant	Tarrant	Tarrant	Tarrant	Tarrant	Tarrant	Tarrant	Reid	Reid	Tarrant	Tarrant	
Rover	M Burnett	M. Burnett	M. Burnett	M. Burnett	M. Burnett	M. Burnett	M. Burnett	M. Burnett	M. Burnett	M. Burnett	M. Burnett	M. Burnett	
Free Safety	Taylor	Taylor	Taylor	Reid	Reid	Reid	Reese	Reese	Reese	Edwards	Edwards		

Game-By-Game Team Statistics

	Georgia Tech	Jacksonville State	Georgia Tech	Clemson	Georgia Tech	Miami	Georgia Tech	North Carolina	Georgia Tech	Mississippi State	Georgia Tech	Florida State	Georgia Tech	Virginia Tech	Georgia Tech	Virginia	Georgia Tech	Vanderbilt	Georgia Tech	Wake Forest	Georgia Tech	Duke	Georgia Tech	Georgia
POINTS	37	17	30	27	17	33	24	7	42	31	49	44	28	23	34	9	56	31	30	27	49	10		
FIRST DOWNS	21	20	15	13	12	21	24	8	23	25	25	26	19	13	20	11	28	15	24	17	22	15		
RUSHING YARDS	335	98	301	125	95	184	317	17	213	209	401	180	309	175	362	30	404	218	412	28	306	25		
Rushing Attempts	50	33	49	36	39	39	69	18	54	38	57	30	63	31	71	12	69	29	62	25	52	24		
Average Per Rush	6.7	3.0	6.1	3.5	2.4	4.7	4.6	0.9	3.9	5.5	7.0	6.0	4.9	5.6	5.1	2.5	5.9	7.5	6.6	1.1	5.9	1.0		
Rushing Touchdowns	3	0	1	0	1	1	3	0	4	2	6	1	4	2	4	0	6	2	4	1	5	0		
Longest Rush	74	19	82	25	21	31	39	9	24	27	69	49	39	66	32	25	41	62	59	9	46	12		
PASSING YARDS	162	193	117	261	133	270	89	137	266	278	131	359	51	159	85	168	193	179	51	263	306	25		
Pass Completions	7	23	4	15	6	20	7	11	11	20	4	26	1	10	4	18	6	14	4	26	7	27		
Pass Attempts	12	38	15	32	15	25	11	26	14	30	8	36	7	14	8	32	13	24	14	40	11	41		
Passes Intercepted	0	1	2	2	0	0	0	2	0	1	0	0	1	2	0	0	0	1	0	0	0	1		
Pass Percentage	.583	.605	.267	.469	.400	.800	.636	.423	.786	.667	.500	.722	.143	.714	.500	.563	.462	.583	.286	.650	.636	.659		
Average Per Attempt	13.5	5.1	7.8	8.2	8.9	10.8	8.1	5.3	19.0	9.3	16.4	10.0	7.3	11.4	10.6	5.2	14.8	7.5	3.6	6.6	19.4	6.2		
Average Per Completion	23.1	8.4	29.2	17.4	22.2	13.5	12.7	12.5	24.2	13.9	32.8	13.8	51.0	15.9	21.2	9.3	32.2	12.8	12.8	10.1	30.4	9.5		
Passing Touchdowns	1	2	1	3	1	3	0	1	1	1	1	5	0	1	0	0	2	1	0	2	2	1		
Longest Pass	56	20	39	77	56	40	33	40	65	69	73	33	51	40	52	23	87	47	14	36	75	29		
TOTAL OFFENSE	497	291	418	386	228	454	406	154	479	487	532	539	360	334	447	198	597	397	463	291	519	281		
Total Offensive Plays	62	71	64	68	54	64	80	44	68	68	65	66	70	45	79	44	82	53	76	65	63	65		
Average Gain Per Play	8.0	4.1	6.5	5.7	4.2	7.1	5.1	3.5	7.0	7.2	8.2	8.2	5.1	7.4	5.7	4.5	7.3	7.5	6.1	4.5	8.2	4.3		
Fumbles-Lost	5-3	1-1	0-0	2-0	3-0	0-0	2-0	1-1	4-1	5-4	3-3	3-2	3-1	0-0	3-1	1-1	1-1	4-3	1-0	0-0	5-1	1-0		
Penalties-Yards	6-58	3-19	6-50	6-50	8-44	9-74	7-65	2-9	9-61	5-40	2-9	6-65	6-33	4-26	8-70	4-40	1-9	8-67	7-78	4-35	5-48	4-38		
Punts	2	7	6	6	3	1	3	5	3	0	0	1	4	4	2	4	3	4	1	7	3	7		
Punt Yards	102	249	220	184	137	41	140	236	111	0	0	46	138	140	84	152	97	156	37	323	155	260		
Punt Average	51.0	35.6	36.7	30.7	45.7	41.0	46.7	47.2	37.0	0	0	46.0	34.5	35.0	42.0	38.0	32.3	39.0	46.1	38.7	51.7	37.1		
Net Punt Average	51.0	23.1	30.8	16.5	34.3	21.0	39.0	44.2	37.0	0	0	46.0	35.2	27.0	38.0	38.0	32.0	39.8	37.0	38.7	43.7	30.9		
Longest Punt	56	50	48	37	63	41	49	55	50	-	-	46	37	42	55	43	40	44	37	57	61	49		
Kickoffs	7	3	7	6	4	6	5	2	7	5	8	6	5	4	6	4	9	6	5	5	8	3		
Punt Returns	3	0	1	1	0	1	3	2	0	0	0	0	1	2	2	2	1	3	0	4	1			
Punt Return Yards	87	0	85	15	0	14	15	23	0	0	0	0	12	-3	0	8	-3	1	32	0	44	4		
Punt Return Touchdowns	1	0	1	0	0	0	0	0	0	0	0	0	0	0	0	0	0	0	0	0	0	0		
Punt Return Average	29.0	-	85.0	15.0	-	14.0	5.0	11.5	-	-	-	-	12.0	-3.0	0.0	4.0	-1.5	1.0	10.7	-	11.0	4.0		
Longest Punt Return	68	-	85	15	-	14	11	22	-	-	-	-	12	-3	2	12	2	1	22	-	22	4		
Kick Returns	3	7	6	6	4	4	2	2	4	6	4	8	3	5	2	6	6	9	3	5	3	8		
Kick Return Yards	85	135	108	122	111	119	40	40	63	216	86	183	47	147	38	87	116	202	64	96	139	170		
Kick Return Touchdowns	0	0	0	0	0	0	0	0	0	1	0	0	0	0	0	0	0	1	0	0	0	0		
Kick Return Average	28.3	19.3	18.0	20.3	27.8	29.8	20.0	20.0	15.8	36.0	21.5	22.9	15.7	29.4	19.0	14.5	19.3	22.4	21.3	19.2	46.3	21.2		
Longest Kick Return	38	25	21	35	36	40	24	21	22	89	31	48	23	58	24	22	33	80	29	24	83	29		
Interceptions	1	0	2	2	0	0	2	0	1	0	0	0	2	1	0	0	0	0	0	1	1	0		
Interception Return Yards	0	0	2	20	0	0	40	0	0	0	0	0	0	0	0	0	0	0	0	28	3	0		
Interception Return TDs	0	0	0	0	0	0	0	0	0	0	0	0	0	0	0	0	0	0	0	0	0	0		
Fumble Returns	0	2	0	0	0	0	0	0	1	0	0	1	0	1	0	0	0	0	0	0	0	0		
Fumble Return Yards	0	2	0	0	0	0	0	0	40	0	0	0	0	3	0	0	0	0	0	0	0	0		
Fumble Return TDs	0	0	0	0	0	0	0	0	1	0	0	0	0	0	0	0	0	0	0	0	0	0		
Possession Time	29:25	30:35	31:29	28:31	26:25	33:35	42:06	17:54	36:03	23:57	32:03	27:57	38:22	21:38	42:43	17:17	39:45	20:15	30:58	29:02	29:18	30:42		
Third-Down Conversions	8-12	6-15	3-14	7-19	6-14	8-13	10-19	1-11	8-13	4-10	8-10	10-13	8-15	2-8	8-17	2-11	12-17	6-11	6-15	6-16	5-10	5-15		
Fourth-Down Conversions	0-0	0-0	1-1	0-2	0-2	0-0	1-1	1-2	2-2	4-4	2-2	0-0	1-1	0-1	1-2	0-1	1-1	0-0	1-5	0-0	1-2	0-0		
Red Zone Scores-Chances	3-5	2-2	3-3	2-2	2-3	4-6	4-6	0-2	4-5	3-4	4-5	5-5	3-4	2-3	6-6	2-3	6-7	3-3	2-2	5-5	5-6	2-2		
PATs Made-Attempted	4-5	2-2	3-3	3-3	2-2	4-4	3-3	1-1	6-6	4-4	7-7	5-5	4-4	2-2	4-4	0-0	8-8	4-4	3-3	3-3	7-7	1-1		
Two-Point Conversions	0-0	0-0	0-0	0-0	0-0	0-0	0-0	0-0	0-0	0-0	0-0	0-0	0-0	0-1	0-0	0-0	0-0	0-0	0-0	0-0	0-0	0-0		
Safeties	0	0	0	0	0	1	0	0	0	0	0	0	0	0	0	0	0	0	0	0	0	0		
Solo Tackles	40	37	29	34	46	31	18	41	56	48	42	33	18	24	30	52	29	50	33	32	46	38		
Assisted Tackles	36	36	36	46	18	24	24	68	4	30	23	32	40	66	4	40	26	42	34	62	24	38		
Total Tackles	76	73	65	80	64	55	42	109	60	78	65	65	58	90	34	92	55	92	67	94	70	76		
Tackles For Loss	6.0	2.0	7.0	3.0	2.0	10.0	3.0	11.0	4.0	5.0	5.0	2.0	5.0	5.0	4.0	3.0	3.0	2.0	9.0	8.0	8.0	6.0		
Tackles For Loss Yards	24	2	18	8	8	30	15	24	17	18	21	7	22	17	17	6	8	5	38	30	42	29		
Sacks	3.0	0.0	3.0	0.0	0.0	2.0	1.0	1.0	1.0	1.0	2.0	0.0	2.0	1.0	2.0	0.0	0.0	0.0	4.0	2.0	4.0	1.0		
Sack Yards	20	0	9	0	0	8	7	6	10	5	14	0	17	11	10	0	0	26	18	35	6			
Pass Break-Ups	7	0	3	0	1	3	1	0	2	1	1	0	2	2	2	1	1	2	3	2	2	0		
Blocked Kicks	0	0	0	0	0	0	0	0	0	0	0	0	0	0	0	0	0	0	0	1	0	0		
On-Sides Kicks	0-0	0-0	0-0	0-0	0-1	0-0	0-0	0-0	0-0	0-1	0-0	0-2	0-0	0-1	0-0	0-0	0-0	0-0	0-0	0-0	0-0	0-0		

Individual Game-By-Game

RUSHING	TOTAL	JSU	CLEM	MIAMI	UNC	MSU	FSU	VT	UVA	VANDY	WFU	DUKE	GA
Dwyer, J. RB	183-1203/11	7-95/2	18-66/0	5-7/0	19-158/0	16-83/1	14-102/2	20-82/0	25-125/0	22-186/3	23-189/1	14-110/2	
Nesbitt, J. QB	218-847/16	14-93/1	18-91/0	14-29/0	32-97/2	23-53/0	27-140/3	23-122/3	21-82/2	16-56/2	21-54/2	9-30/1	
Allen, A. RB	52-550/5	3-21/0	5-127/1	6-42/1	5-27/0	3-10/1	4-81/0	6-59/0	11-103/2	1-0/0	3-43/0	5-37/0	
Jones, R. RB	44-241/3	DNP	5-11/0	6-18/0	4-20/1	3-8/1	5-29/0	2-7/0	-	9-80/1	8-58/0	2-10/0	
Wright, M.	24-156/3	2-8/0	-	3-7/0	1-3/0	2-14/0	2-26/1	3-23/1	1-10/0	4-11/0	1-7/0	5-47/1	
Lyons, P. RB	27-129/1	3-7/0	DNP	1-6/0	3-14/0	2-4/0	1-4/0	2-6/0	6-34/0	3-7/0	4-41/1	2-6/0	
Peeples, E. RB	24-115/0	1-0/0	2-8/0	1-3/0	DNP	3-19/0	3-20/0	3-2/0	2-2/0	3-18/0	1-1/0	5-48/0	
Hill, S. WR	4-58/1	1-1/0	-	-	-	1-24/1	-	1-14/0	-	DNP	1-21/0	-	
Shaw, J. QB	11-51/0	DNP	DNP	DNP	DNP	DNP	-	-	1-2/0	4-22/0	DNP	6-27/0	
Washington, T.	6-40/0	6-40/0	DNP	DNP	DNP	DNP	DNP	DNP	DNP	DNP	DNP	DNP	
Watson, R. RB	9-37/1	4-25/0	DNP	DNP	DNP	DNP	DNP	DNP	2-2/0	1-2/0	DNP	2-8/1	
Cox, L. RB	9-31/0	6-23/0	-	2-6/0	1-2/0	-	-	-	-	-	-	-	
Smith, O. RB	5-26/0	1-5/0	-	-	1-1/0	-	-	-	-	3-20/0	-	-	
Sims, G. RB	2-19/0	2-19/0	DNP	-	-	-	DNP	-	-	-	-	-	
Malone, J. RB	1-5/0	-	DNP	DNP	DNP	DNP	DNP	DNP	-	1-5/0	DNP	DNP	
Barnes, A.	1-3/0	-	-	-	-	-	-	-	1-3/0	-	-	-	

RECEIVING	TOTAL	JSU	CLEM	MIAMI	UNC	MSU	FSU	VT	UVA	VANDY	WFU	DUKE	GA
Thomas, D. WR	39-950/6	4-101/0	3-93/1	6-133/1	3-35/0	8-174/1	2-84/1	1-51/0	3-76/0	4-76/1	3-38/0	2-89/1	
Peeples, E. RB	6-223/1	1-14/0	-	-	DNP	1-19/0	1-36/0	-	-	2-117/1	-	1-37/0	
Hill, S. WR	5-129/1	-	-	-	2-38/0	1-53/0	-	-	-	DNP	-	2-38/1	
Allen, A. RB	5-112/1	1-26/1	1-24/0	-	1-11/0	1-20/0	-	-	-	-	-	1-31/0	
Smith, O. RB	2-26/0	1-21/0	-	-	1-5/0	-	-	-	-	-	-	-	
Melton, T. WR	2-22/0	DNP	DNP	DNP	DNP	-	-	-	1-9/0	-	1-13/0	-	
Mckayhan, D. WR	1-18/0	-	DNP	-	DNP	DNP	DNP	DNP	-	-	DNP	1-18/0	
Dwyer, J. RB	1-11/0	-	-	-	-	-	1-11/0	-	-	-	-	-	

PUNT RETURNS	TOTAL	JSU	CLEM	MIAMI	UNC	MSU	FSU	VT	UVA	VANDY	WFU	DUKE	GA
Tarrant, J.	19-272	3-87	1-85	-	3-15	-	-	1-12	2-0	2-3	3-32	4-44	

KICK RETURNS	TOTAL	JSU	CLEM	MIAMI	UNC	MSU	FSU	VT	UVA	VANDY	WFU	DUKE	GA
Smith, O.	29-734	3-85	5-94	4-111	1-24	3-50	3-86	-	2-38	3-55	2-52	3-139	
Peeples, E.	8-134	-	1-14	-	DNP	-	-	3-47	-	3-61	1-12	-	
Allen, A.	2-29	-	-	-	1-16	1-13	-	-	-	-	-	-	
Rocker, A.	1-0	-	-	-	-	-	1-0	-	-	-	-	-	

INTERCEPTIONS	TOTAL	JSU	CLEM	MIAMI	UNC	MSU	FSU	VT	UVA	VANDY	WFU	DUKE	GA
Burnett, M.	4-40	1-0	-	-	2-40	-	-	1-0	-	-	-	-	
Butler, M.	2-2	-	1-2	-	-	1-0	-	-	-	-	-	-	
Frierson, M.	1-3	-	-	-	-	-	-	-	-	-	-	1-3	
Peters, J.	1-0	-	-	-	-	-	-	1-0	DNP	-	-	-	
Taylor, C.	1-0	-	1-0	-	DNP	DNP	DNP	DNP	DNP	DNP	DNP	DNP	

FUMBLE RET.	TOTAL	JSU	CLEM	MIAMI	UNC	MSU	FSU	VT	UVA	VANDY	WFU	DUKE	GA
Tarrant, J.	1-40	-	-	-	-	1-40	-	-	-	-	-	-	

ALL-PURPOSE	TOTAL	JSU	CLEM	MIAMI	UNC	MSU	FSU	VT	UVA	VANDY	WFU	DUKE	GA
Dwyer, J.	1214	95	66	7	158	83	113	82	125	186	189	110	
Thomas, D.	950	101	93	133	35	174	84	51	76	76	38	89	
Nesbitt, J.	847	93	91	29	97	53	140	122	82	56	54	30	
Smith, O.	786	111	94	111	30	50	86	-	38	75	52	139	
Allen, A.	691	47	151	42	54	43	81	59	103	-	43	68	
Peeples, E.	472	14	22	3	DNP	38	56	45	2	196	11	85	
Tarrant, J.	272	87	85	-	15	-	-	12	-	-3	32	44	
Jones, R.	241	DNP	11	18	20	8	29	7	-	80	58	10	
Hill, S.	187	-1	-	-	38	77	-	14	-	DNP	21	38	
Wright, M.	156	8	-	7	3	14	26	23	10	11	7	47	
Lyons, P.	129	7	DNP	6	14	4	4	6	34	7	41	6	
Shaw, J.	51	DNP	DNP	DNP	DNP	DNP	-	-	2	22	DNP	27	
Burnett, M.	40	-	-	-	40	-	-	-	-	-	-	-	
Washington, T.	40	40	DNP	DNP	DNP	DNP	DNP	DNP	DNP	DNP	DNP	DNP	
Watson, R.	37	25	DNP	DNP	DNP	DNP	DNP	DNP	2	2	DNP	8	
Cox, L.	31	23	-	6	2	-	-	-	-	-	-	-	
Melton, T.	22	DNP	DNP	DNP	DNP	-	-	-	9	-	13	-	
Sims, G.	19	19	DNP	-	-	-	DNP	-	-	-	-	-	
Mckayhan, D.	18	-	DNP	-	DNP	DNP	DNP	DNP	-	-	DNP	18	
Malone, J.	5	-	DNP	DNP	DNP	DNP	DNP	DNP	-	5	DNP	DNP	
Barnes, A.	3	-	-	-	-	-	-	-	3	-	-	-	
Frierson, M.	3	-	-	-	-	-	-	-	-	-	-	3	
Butler, M.	2	-	2	-	-	-	-	-	-	-	-	-	

PASSING	Att	Com	Int	Pct	Yds	TD	Long	Sacks	Yards	Effic.
Josh Nesbitt	11	6	0	54.5	141	1	56	0	0	192.2
Jacksonville State	11	6	0	54.5	141	1	56	0	0	192.2
Clemson	14	3	2	21.4	83	0	39	0	0	42.7
Miami	15	6	0	40.0	133	1	56	2	8	136.5
North Carolina	11	7	0	63.6	89	0	33	1	6	131.6
Mississippi State	14	11	0	78.6	266	1	65	1	5	261.7
Florida State	8	4	0	50.0	131	1	73	0	0	228.8
Virginia Tech	7	1	1	14.3	51	0	51	1	11	46.9
Virginia	8	4	0	50.0	85	0	52	0	0	139.2
Vanderbilt	13	6	0	46.2	193	2	87	0	0	221.6
Wake Forest	14	4	1	28.6	51	0	14	2	18	44.9
Duke	10	6	0	60.0	195	2	75	1	6	289.8
TOTALS	125	58	4	46.4	1418	8	87	8	54	156.4

Tevin Washington	Att	Com	Int	Pct	Yds	TD	Long	Sacks	Yards	Effic.
Jacksonville State	1	1	0	100.0	21	0	21	0	0	276.4
TOTALS	1	1	0	100.0	21	0	21	0	0	276.4

Jaybo Shaw	Att	Com	Int	Pct	Yds	TD	Long	Sacks	Yards	Effic.
Duke	1	1	0	100.0	18	0	18	0	0	251.2
TOTALS	1	1	0	100.0	18	0	18	0	0	251.2

Individual Defensive Game-By-Game

TACKLES	JSU	CLEM	MIAMI	UNC	MSU	FSU	VT	UVA	VANDY	WFU	DUKE	GA	--
Anderson, B., DT	1-0-1	1-0-1	0-0-0	0-1-1	0-0-0	1-1-2	1-0-1	2-0-2	1-0-1	0-0-0	5-0-5		
Barnes, A., W	1-1-2	0-2-2	1-0-1	0-2-2	0-0-0	2-1-3	0-2-2	1-0-1	0-0-0	1-0-1	1-0-1		
Barnes, T.J., DT	0-0-0	0-1-1	2-0-2	0-0-0	2-0-2	0-0-0	0-4-4	2-0-2	0-0-0	0-1-1	0-0-0		
Burnett, J., LB	5-4-9	0-1-1	4-0-4	1-2-3	3-0-3	0-0-0	1-2-3	INJ	1-1-2	0-1-1	5-2-7		
Burnett, M., S	3-2-5	1-0-1	6-2-8	1-5-6	7-0-7	4-2-6	1-3-4	2-0-2	1-4-5	5-4-9	2-2-4		
Butler, M., CB	1-0-1	0-2-2	4-2-6	5-0-5	4-0-4	1-0-1	1-0-1	1-1-2	1-0-1	6-2-8	2-2-4		
Cross, I., DE	0-0-0	0-0-0	DNP	0-0-0	2-0-2	1-0-1	0-1-1	0-0-0	1-2-3	0-0-0	1-0-1		
Earls, C., S	1-0-1	0-0-0	DNP	0-0-0	DNP	2-1-3	0-1-1	1-0-1	0-0-0	0-1-1	0-0-0		
Edwards, M., W	1-0-1	0-0-0	0-0-0	DNP	DNP	1-0-1	0-0-0	1-0-1	3-2-5	2-4-6	6-1-7		
Egbuniwe, A., DE	0-1-1	2-1-3	1-0-1	1-1-2	3-0-3	INJ	INJ	1-0-1	1-0-1	0-0-0	0-1-1		
Frierson, M., DB	0-0-0	0-0-0	0-0-0	0-0-0	1-2-3	0-0-0	0-2-2	0-0-0	0-1-1	1-1-2	1-1-2		
Griffin, S., LB	5-2-7	2-3-5	2-2-4	2-0-2	10-0-10	3-3-6	4-4-8	1-0-1	1-4-5	6-1-7	2-3-5		
Hall, R., DE	0-3-3	0-3-3	4-0-4	INJ	INJ	INJ	INJ	INJ	INJ	INJ	INJ		
Jasper, D., DB	DNP	DNP	DNP	DNP	1-0-1	DNP	0-1-1	0-0-0	1-0-1	0-0-0	1-0-1		
Jefferson, B., LB	1-4-5	1-7-8	3-1-4	0-2-2	7-1-8	6-3-9	2-6-8	5-1-6	3-6-9	1-7-8	6-3-9		
Lockhart, J., S	0-0-0	1-0-1	0-2-2	0-0-0	0-0-0	0-1-1	0-0-0	1-0-1	0-0-0	0-0-0	0-0-0		
Machen, B.J., LB	1-1-2	0-0-0	0-0-0	DNP	0-0-0	1-0-1	0-0-0	1-0-1	2-0-2	0-0-0	2-0-2		
Morgan, D., DE	4-1-5	7-3-10	1-0-1	1-2-3	3-0-3	4-1-5	1-4-5	1-0-1	3-1-4	4-2-6	2-0-2		
Munroe, M., LB	1-2-3	0-0-0	0-0-0	0-0-0	0-0-0	0-0-0	0-0-0	1-0-1	0-1-1	0-0-0	0-0-0		
Peters, J., DE	0-1-1	2-1-3	0-1-1	1-1-2	0-0-0	0-0-0	0-0-0	INJ	0-0-0	0-0-0	0-0-0		
Peterson, M., DB	0-0-0	0-0-0	0-0-0	0-0-0	1-0-1	1-0-1	0-0-0	1-0-1	0-0-0	0-0-0	1-2-3		
Powers, S., DE	0-1-1	DNP	DNP	DNP	DNP	DNP	DNP	DNP	DNP	DNP	0-0-0		
Reese, D., W	4-1-5	1-2-3	4-2-6	INJ	0-0-0	4-1-5	0-1-1	0-0-0	0-1-1	0-1-1	1-2-3		
Reid, R., CB	0-1-1	0-0-0	1-1-2	1-2-3	1-0-1	0-0-0	0-0-0	0-0-0	1-1-2	2-0-2	1-0-1		
Rocker, A., DT	1-2-3	0-1-1	1-0-1	0-0-0	0-0-0	0-0-0	1-0-1	0-0-0	0-0-0	0-0-0	0-0-0		
Sweeting, R., CB	1-0-1	0-0-0	0-0-0	0-0-0	2-0-2	2-0-2	1-0-1	0-0-0	0-0-0	0-0-0	1-0-1		
Sylvester, S., LB	1-1-2	0-1-1	0-0-0	1-1-2	3-0-3	4-1-5	2-5-7	5-1-6	0-0-0	3-1-4	0-1-1		
Tarrant, J., CB	3-1-4	4-3-7	5-4-9	2-1-3	3-0-3	4-5-9	0-0-0	0-1-1	2-0-2	1-1-2	2-1-3		
Taylor, C., S	2-4-6	3-5-8	2-0-2	INJ	INJ	INJ	INJ	INJ	INJ	INJ	INJ		
Thomas, J., S	1-0-1	0-0-0	1-0-1	0-1-1	0-1-1	0-0-0	0-0-0	0-0-0	2-0-2	0-1-1	0-0-0		
Tongo, D., DE	0-2-2	DNP	DNP	0-0-0	0-0-0	1-0-1	0-1-1	0-0-0	0-0-0	1-1-2	0-0-0		
Walls, L., DT	0-1-1	0-0-0	2-1-3	0-1-1	0-0-0	0-1-1	1-2-3	1-0-1	2-2-4	0-4-4	1-1-2		
Others													
Allen, A., RB	0-0-0	1-0-1	0-0-0	0-0-0	0-0-0	0-0-0	0-0-0	0-0-0	0-0-0	0-0-0	0-0-0		
Blair, S., K	0-0-0	1-0-1	1-0-1	0-0-0	1-0-1	0-1-1	1-1-2	0-0-0	1-0-1	0-0-0	1-0-1		
Cone, K., WR	1-0-1	1-0-1	0-0-0	0-1-1	0-0-0	0-0-0	INJ	INJ	INJ	INJ	INJ		
Cox, L., RB	1-0-1	0-0-0	0-0-0	0-1-1	0-0-0	0-0-0	0-0-0	0-0-0	0-0-0	0-0-0	0-0-0		
Jones, R., RB	DNP	1-0-1	0-0-0	0-0-0	0-0-0	0-0-0	0-0-0	0-0-0	0-0-0	0-0-0	1-0-1		
Morgan, T., LS	DNP	DNP	DNP	1-0-1	0-0-0	0-0-0	0-0-0	0-0-0	0-0-0	0-0-0	0-0-0		
Paige, J., RB	0-0-0	DNP	DNP	0-0-0	1-0-1	0-0-0	DNP	0-0-0	DNP	0-0-0	0-0-0		
Sims, G., WR	0-0-0	DNP	0-0-0	0-0-0	0-0-0	DNP	1-0-1	0-0-0	1-0-1	0-0-0	0-2-2		
Wright, M., RB	0-0-0	0-0-0	1-0-1	1-0-1	1-0-1	0-1-1	0-0-0	1-0-1	1-0-1	0-1-1	0-0-0		

Solo-Assists-Total

SACKS	JSU	CLEM	MIAMI	UNC	MSU	FSU	VT	UVA	VANDY	WFU	DUKE	GA	--
Anderson, B., DT	0-0	0-0	0-0	0-0	0-0	0-0	0-0	0-0	0-0	0-0	2-0-21		
Burnett, J., LB	0-5-2	0-0	0-0	0-0	0-0	0-0	0-0	0-0	0-0	0-0	0-0		
Egbuniwe, A., DE	0-0	0-0	0-0	0-5-4	1-0-10	INJ	INJ	0-0	0-0	0-0	0-0		
Griffin, S., LB	0-0	0-0	0-0	0-0	0-0	0-0	0-5-3	0-0	0-0	0-0	0-0		
Hall, R., DE	0-5-1	0-0	0-0	INJ	INJ	INJ	INJ	INJ	INJ	INJ	INJ		
Morgan, D., DE	2-0-17	3-0-9	0-0	0-5-4	0-0	1-0-9	1-0-10	1-0-7	0-0	3-0-19	1-0-6		
Sylvester, S., LB	0-0	0-0	0-0	0-0	0-0	0-0	0-5-4	0-0	0-0	1-0-7	0-0		
Tongo, D., DE	0-0	DNP	DNP	0-0	0-0	1-0-5	0-0	0-0	0-0	0-0	0-0		
Walls, L., DT	0-0	0-0	0-0	0-0	0-0	0-0	0-0	1-0-3	0-0	0-0	0-0		

Sacks-Yards

TFLs	JSU	CLEM	MIAMI	UNC	MSU	FSU	VT	UVA	VANDY	WFU	DUKE	GA	--
Anderson, B., DT	0-0	1-0-1	0-0	0-0	0-0	0-0	0-0	0-0	1-0-1	0-0	3-0-24		
Barnes, A., LB	0-0	0-0	0-0	0-0	0-0	0-5-1	0-0	0-0	0-0	0-0	0-0		
Barnes, T.J., DT	0-0	0-0	0-0	0-0	1-0-5	0-0	0-0	0-0	0-0	0-0	0-0		
Burnett, J., LB	0-5-2	0-0	0-0	0-0	0-0	0-0	0-0	INJ	0-0	0-0	0-5-1		
Burnett, M., S	1-0-1	0-0	0-0	0-0	0-0	0-0	0-0	0-0	0-0	0-5-1	0-0		
Butler, M., CB	0-0	0-5-2	0-0	1-0-1	0-0	0-0	0-0	0-0	0-0	1-5-3	0-0		
Cross, I., DE	0-0	0-0	DNP	0-0	0-0	0-0	0-5-0	0-0	1-0-1	0-0	1-0-2		
Edwards, M., W	0-0	0-0	0-0	DNP	DNP	0-0	0-0	0-0	0-0	0-5-2	0-0		
Egbuniwe, A., DE	0-0	1-0-1	0-0	0-5-3	1-0-10	INJ	INJ	0-0	0-0	0-0	0-0		
Griffin, S., LB	0-5-1	0-0	0-0	0-0	0-0	1-0-3	0-5-3	0-0	0-0	1-0-3	0-0		
Hall, R., DE	0-5-1	0-0	1-0-5	INJ	INJ	INJ	INJ	INJ	INJ	INJ	INJ		
Jefferson, B., LB	0-0	0-5-1	1-0-3	0-0	1-0-1	0-0	1-0-2	2-0-7	0-0	0-5-1	1-0-1		
Morgan, D., DE	2-5-18	4-0-13	0-0	0-5-4	0-0	2-0-11	1-5-10	1-0-7	1-0-6	3-5-20	1-0-6		
Reese, D., W	1-0-1	0-0	0-0	INJ	0-0	0-0	0-0	0-0	0-0	0-0	0-5-0		
Reid, R., CB	0-0	0-0	0-0	0-5-3	1-0-1	0-0	0-0	0-0	0-0	0-0	0-0		
Sylvester, S., LB	0-0	0-0	0-0	0-0	0-0	0-0	1-0-6	0-0	0-0	1-0-7	0-0		
Tarrant, J., CB	0-0	0-0	0-0	0-5-4	0-0	0-5-1	0-0	0-0	0-0	0-0	0-0		
Tongo, D., DE	0-0	DNP	DNP	0-0	0-0	1-0-5	0-0	0-0	0-0	0-0	0-0		
Walls, L., DT	0-0	0-0	0-0	0-0	0-0	0-0	0-5-1	1-0-3	0-0	0-5-2	0-0		

Tackles For Loss-Yards

INTERCEPTIONS	JSU	CLEM	MIAMI	UNC	MSU	FSU	VT	UVA	VANDY	WFU	DUKE	GA	--
Burnett, M., S	1-0	0-0	0-0	2-40	0-0	0-0	1-0	0-0	0-0	0-0	0-0		
Butler, M., CB	0-0	1-2	0-0	0-0	1-0	0-0	0-0	0-0	0-0	0-0	0-0		
Frierson, M., DB	0-0	0-0	0-0	0-0	0-0	0-0	0-0	0-0	0-0	0-0	1-3		
Peters, J., DT	0-0	0-0	0-0	0-0	0-0	0-0	1-0	0-0	0-0	0-0	0-0		
Taylor, C., S	0-0	1-0	0-0	0-0	INJ	INJ	INJ	INJ	INJ	INJ	INJ		

Interceptions-Yards

Individual Defensive Game-By-Game

FUMBLES F/REC	JSU	CLEM	MIAMI	UNC	MSU	FSU	VT	UVA	VANDY	WFU	DUKE	GA	--
Barnes, A., W	FF	-	-	-	-	-	-	-	-	-	-	-	-
Blair, S., K	-	-	-	-	-	-	-	-	FF/FR	-	-	-	-
Butler, M., CB	-	-	-	-	FR	-	-	-	-	-	-	-	-
Cross, I., DE	-	-	-	-	-	-	-	-	FR	-	-	-	-
Earls, C., S	-	-	-	-	-	FF	-	-	-	-	-	-	-
Edwards, M., LB	-	-	-	-	-	-	-	-	FF	-	-	-	-
Egbuniewe, A., DE	-	-	-	-	FR/2 FF	-	-	-	FR	-	-	-	-
Jefferson, B., LB	-	-	-	-	2 FF	-	-	-	-	-	-	-	-
Jones, R, AB	-	FF	-	-	-	-	-	-	-	-	-	-	-
Morgan, D., DE	-	-	-	FR	FR	-	-	-	-	-	-	-	-
Munroe, M., LB	-	-	-	-	-	-	-	FF	-	-	-	-	-
Nesbitt, J., GB	-	-	-	-	-	FR	-	-	-	-	-	-	-
Peters, J., DE	-	-	-	-	-	FR	-	-	-	-	-	-	-
Tarrant, J., CB	-	-	-	-	FR (40)	-	-	FR	-	-	-	-	-
Thomas, J., S	FR	-	-	-	-	-	-	-	-	-	-	-	-
Tongo, O., DE	-	-	-	-	-	FF	-	-	-	-	-	-	-
Walls, L, DT	-	-	-	-	-	-	-	-	FF	-	-	-	-
(Return Yards)													

2009 Miscellaneous

GEORGIA TECH SCORING DRIVES

Qtr	Score	Scoring Play	TD Play	Plays	Yards	Time
JACKSONVILLE STATE						
1	Touchdown	Jonathan Dwyer	74-yard run	1	74	0:18
1	Field Goal	Scott Blair	20-yard FG	5	20	2:31
1	Touchdown	Jonathan Dwyer	5-yard run	9	73	3:49
2	Touchdown	Josh Nesbitt	10-yard run	4	73	1:46
4	Touchdown	Nesbitt to Allen	26-yard pass	7	62	2:47
CLEMSON						
1	Touchdown	Anthony Allen	82-yard run	1	82	0:13
1	Touchdown	Blair to Thomas	34-yard pass	6	43	3:05
2	Field Goal	Scott Blair	24-yard FG	9	68	4:24
4	Field Goal	Scott Blair	34-yard FG	12	69	5:46
4	Field Goal	Scott Blair	36-yard FG	7	47	1:55
MIAMI						
1	Field Goal	Scott Blair	32-yard FG	13	45	6:51
3	Touchdown	Anthony Allen	3-yard run	7	60	3:43
4	Touchdown	Nesbitt to Thomas	56-yard pass	4	80	2:17
NORTH CAROLINA						
1	Touchdown	Roddy Jones	13-yard run	9	88	4:30
2	Field Goal	Scott Blair	34-yard FG	5	15	1:55
4	Touchdown	Josh Nesbitt	1-yard run	8	38	3:31
4	Touchdown	Josh Nesbitt	10-yard run	17	76	8:15
MISSISSIPPI STATE						
1	Touchdown	Stephen Hill	24-yard run	8	47	4:00
1	Touchdown	Jonathan Dwyer	2-yard run	11	75	5:44
2	Touchdown	Roddy Jones	5-yard run	8	39	4:11
3	Touchdown	Nesbitt to Thomas	23-yard pass	10	90	5:16
4	Touchdown	Anthony Allen	5-yard run	5	76	2:37
FLORIDA STATE						
1	Touchdown	Josh Nesbitt	1-yard run	9	73	4:12
1	Touchdown	Josh Nesbitt	1-yard run	2	61	0:28
2	Touchdown	Jonathan Dwyer	69-yard run	1	69	0:12
2	Touchdown	Jonathan Dwyer	2-yard run	8	44	4:05
3	Touchdown	Nesbitt to Thomas	73-yard pass	1	73	0:11
3	Touchdown	Marcus Wright	19-yard run	16	80	9:07
4	Touchdown	Josh Nesbitt	22-yard run	2	25	0:54
VIRGINIA TECH						
2	Touchdown	Josh Nesbitt	1-yard run	7	72	3:22
3	Touchdown	Josh Nesbitt	1-yard run	6	60	3:00
3	Touchdown	Marcus Wright	13-yard run	12	86	6:19
4	Touchdown	Josh Nesbitt	39-yard run	7	75	1:45
VIRGINIA						
1	Field Goal	Scott Blair	24-yard FG	4	4	1:47
2	Touchdown	Josh Nesbitt	1-yard run	10	60	5:17
2	Field Goal	Scott Blair	23-yard FG	8	74	3:20
3	Touchdown	Anthony Allen	1-yard run	18	82	10:47
4	Touchdown	Anthony Allen	20-yard run	11	66	5:14
4	Touchdown	Josh Nesbitt	2-yard run	10	71	5:12
VANDERBILT						
1	Touchdown	Josh Nesbitt	4-yard run	6	60	3:11
2	Touchdown	Josh Nesbitt	1-yard run	12	69	5:16
2	Touchdown	Nesbitt to Thomas	35-yard pass	6	89	2:37
2	Touchdown	Jonathan Dwyer	13-yard run	2	22	0:42
3	Touchdown	Jonathan Dwyer	3-yard run	10	40	5:32
3	Touchdown	Jonathan Dwyer	3-yard run	2	19	0:25
4	Touchdown	Nesbitt to Peeples	87-yard pass	1	87	0:13
4	Touchdown	Roddy Jones	15-yard run	5	38	2:42
WAKE FOREST						
1	Field Goal	Scott Blair	45-yard FG	10	50	4:02
1	Touchdown	Preston Lyons	31-yard run	8	85	3:14
3	Touchdown	Jonathan Dwyer	59-yard run	1	59	0:10
4	Touchdown	Josh Nesbitt	12-yard run	11	80	4:55
ot	Touchdown	Josh Nesbitt	3-yard run	6	25	—
DUKE						
1	Touchdown	Josh Nesbitt	2-yard run	1	2	0:03
2	Touchdown	Marcus Wright	16-yard run	10	86	3:42
2	Touchdown	Jonathan Dwyer	3-yard run	7	66	3:28
2	Touchdown	Nesbitt to Hill	32-yard pass	4	46	0:26
3	Touchdown	Jonathan Dwyer	12-yard run	5	71	2:18
3	Touchdown	Nesbitt to Thomas	75-yard pass	4	89	1:58
4	Touchdown	Richard Watson	7-yard run	7	61	3:20

OPPONENT SCORING DRIVES

Qtr	Score	Scoring Play	TD Play	Plays	Yards	Time
JACKSONVILLE STATE						
2	Touchdown	Ivory to Robinson	20-yard pass	7	47	2:47
4	Field Goal	Patrick Tatum	26-yard FG	14	71	6:14
4	Touchdown	Ivory to Bonner	7-yard pass	11	75	2:14
CLEMSON						
2	Touchdown	Parker to Spiller	63-yard pass	1	63	0:09
3	Touchdown	Parker to Allen	9-yard pass	7	57	3:07
3	Touchdown	Parker to Ford	77-yard pass	3	80	1:23
4	Field Goal	Richard Jackson	21-yard FG	7	72	2:41
4	Field Goal	Richard Jackson	53-yard FG	7	30	2:30
MIAMI						
1	Touchdown	Harris to Byrd	40-yard pass	4	75	1:39
2	Touchdown	Harris to Epps	13-yard pass	13	71	5:54
2	Field Goal	Matt Boshier	34-yard FG	8	61	3:29
3	Touchdown	Javarris James	3-yard run	6	60	3:10
3	Touchdown	Harris to Graham	14-yard pass	9	52	4:59
NORTH CAROLINA						
4	Touchdown	Yates to Highsmith	40-yard pass	4	60	1:01
MISSISSIPPI STATE						
2	Touchdown	Chad Bumphis	10-yard run	7	68	2:14
2	Field Goal	Derek DePasquale	31-yard FG	13	47	4:22
4	Touchdown	Lee to Bumphis	69-yard pass	3	81	1:09
4	Touchdown	Christian Ducre	4-yard run	10	67	3:15
FLORIDA STATE						
1	Touchdown	Jermaine Thomas	3-yard run	8	67	3:50
1	Touchdown	Ponder to Reliford	11-yard pass	9	79	4:00
2	Touchdown	Ponder to Goodman	23-yard pass	8	88	2:39
2	Touchdown	Ponder to Fortson	17-yard pass	10	77	5:33
2	Touchdown	Ponder to Thomas	3-yard pass	10	71	3:48
3	Field Goal	Dustin Hopkins	40-yard FT	5	54	1:11
4	Touchdown	Ponder to Owens	13-yard pass	7	41	2:04
VIRGINIA TECH						
2	Field Goal	Matt Waldron	34-yard FG	9	56	4:27
3	Touchdown	Ryan Williams	66-yard run	1	66	0:11
4	Touchdown	Tyrod Taylor	22-yard run	6	77	2:27
4	Touchdown	Taylor to Williams	7-yard pass	5	61	1:08
VIRGINIA						
1	Field Goal	Robert Randolph	49-yard FG	5	12	2:13
2	Field Goal	Robert Randolph	19-yard FG	5	23	1:24
4	Field Goal	Robert Randolph	30-yard FG	11	56	4:22
VANDERBILT						
1	Touchdown	Smith to Norman	11-yard pass	8	71	2:57
1	Touchdown	Zac Stacy	3-yard run	7	88	2:28
2	Touchdown	Zac Stacy	62-yard run	3	79	0:47
3	Field Goal	Ryan Fowler	23-yard FG	12	81	4:25
WAKE FOREST						
2	Touchdown	Kevin Harris	1-yard run	13	82	6:37
2	Touchdown	Devon Brown	20-yard pass	8	69	3:30
2	Field Goal	Jimmy Newman	35-yard FG	9	44	2:22
4	Touchdown	Skinner to Brown	11-yard pass	7	74	3:44
ot	Field Goal	Jimmy Newman	34-yard FG	4	8	—
DUKE						
1	Touchdown	Lewis to Boyette	18-yard pass	9	73	4:13
1	Field Goal	Will Snyderwine	31-yard FG	4	0	2:00

Bold = High/Longest for the season

Underline = Low/Shortest for the season

2009 Miscellaneous

PLAYS OF 20 YARDS OR MORE

No.	Opponent	Player(s)	Play	Down/Dist.	Yds
1	Jacksonville St.	Jonathan Dwyer	Run	1st & 10	*74
2	Jacksonville St.	Nesbitt to Thomas	Pass	1st & 10	56
3	Jacksonville St.	Nesbitt to Allen	Pass	1st & 10	*26
4	Jacksonville St.	Washington to Smith	Pass	1st & 10	21
5	Clemson	Anthony Allen	Run	1st & 10	*82
6	Clemson	Blair to Thomas	Pass	4th & 13	*34
7	Clemson	Anthony Allen	Run	1st & 10	32
8	Clemson	Nesbitt to Thomas	Pass	2nd & 9	20
9	Clemson	Josh Nesbitt	Run	2nd & 9	23
10	Clemson	Nesbitt to Allen	Pass	3rd & 9	24
11	Clemson	Nesbitt to Thomas	Pass	3rd & 11	39
12	Miami	Josh Nesbitt	Run	2nd & 13	21
13	Miami	Nesbitt to Thomas	Pass	3rd & 9	39
14	Miami	Nesbitt to Thomas	Pass	3rd & 10	*56
15	North Carolina	Jonathan Dwyer	Run	1st & 10	35
16	North Carolina	Josh Nesbitt	Run	2nd & 9	21
17	North Carolina	Nesbitt to Hill	Pass	2nd & 5	33
18	North Carolina	Jonathan Dwyer	Run	3rd & 6	39
19	Mississippi St.	Stephen Hill	Run	1st & 10	*24
20	Mississippi St.	Nesbitt to Thomas	Pass	1st & 10	28
21	Mississippi St.	Nesbitt to Thomas	Pass	1st & 10	65
22	Mississippi St.	Nesbitt to Allen	Pass	1st & 10	20
23	Mississippi St.	Nesbitt to Thomas	Pass	3rd & 7	23
24	Mississippi St.	Nesbitt to Thomas	Pass	3rd & Goal	*23
25	Mississippi St.	Nesbitt to Hill	Pass	2nd & 9	53
26	Florida State	Nesbitt to Peoples	Pass	1st & 10	36
27	Florida State	Anthony Allen	Run	1st & 10	60
28	Florida State	Jonathan Dwyer	Run	1st & 10	*69
29	Florida State	Nesbitt to Thomas	Pass	1st & 10	*73
30	Florida State	Josh Nesbitt	Run	2nd & 7	*22
31	Virginia Tech	Nesbitt to Thomas	Pass	2nd & 1	51
32	Virginia Tech	Josh Nesbitt	Run	2nd & 5	31
33	Virginia Tech	Jonathan Dwyer	Run	2nd & 6	33
34	Virginia Tech	Anthony Allen	Run	2nd & 10	23
35	Virginia Tech	Josh Nesbitt	Run	3rd & 7	*39
36	Virginia	Anthony Allen	Run	3rd & 7	21
37	Virginia	Nesbitt to Thomas	Pass	2nd & 10	52
38	Virginia	Jonathan Dwyer	Run	3rd & 8	20
39	Virginia	Anthony Allen	Run	3rd & 5	*20
40	Virginia	Jonathan Dwyer	Run	2nd & 20	32
41	Vanderbilt	Jonathan Dwyer	Run	2nd & 3	38
42	Vanderbilt	Roddy Jones	Run	1st & 10	23
43	Vanderbilt	Nesbitt to Thomas	Pass	1st & 10	21
44	Vanderbilt	Nesbitt to Peoples	Pass	1st & 10	30
45	Vanderbilt	Nesbitt to Thomas	Pass	1st & 10	*35
46	Vanderbilt	Jonathan Dwyer	Run	1st & 10	41
47	Vanderbilt	Nesbitt to Peoples	Pass	1st & 10	*87
48	Wake Forest	Jonathan Dwyer	Run	1st & 10	21
49	Wake Forest	Anthony Allen	Run	1st & 10	20
50	Wake Forest	Preston Lyons	Run	1st & 10	*31
51	Wake Forest	Jonathan Dwyer	Run	1st & 20	31
52	Wake Forest	Jonathan Dwyer	Run	1st & 10	*59
53	Duke	Jonathan Dwyer	Run	1st & 14	46
54	Duke	Nesbitt to Peoples	Pass	1st & 10	37
55	Duke	Nesbitt to Hill	Pass	2nd & 10	*32
56	Duke	Josh Nesbitt	Run	1st & 10	20
57	Duke	Nesbitt to Allen	Pass	2nd & 2	31
58	Duke	Nesbitt to Thomas	Pass	2nd & 22	*75
59	Duke	Marcus Wright	Run	2nd & 11	22

* Touchdown

OPPONENT PLAYS OF 20 YARDS OR MORE

No.	Opponent	Player(s)	Play	Down/Dist.	Yds
1	Jacksonville St.	Ivory to Robinson	Pass	1st & 10	*20
2	Clemson	Parker to Spiller	Pass	1st & 10	*63
3	Clemson	Parker to Ford	Pass	3rd & 7	*77
4	Clemson	C.J. Spiller	Run	1st & 10	25
5	Clemson	Parker to M. Jones	Pass	2nd & 8	37
6	Clemson	Parker to Ford	Pass	3rd & 3	21
7	Miami	Harris to Hankerson	Pass	3rd & 10	35
8	Miami	Harris to Byrd	Pass	1st & 10	*40
9	Miami	Harris to Byrd	Pass	1st & 10	29
10	Miami	Harris to Benjamin	Pass	1st & 10	20
11	Miami	Graig Cooper	Run	3rd & 1	31
12	North Carolina	Yates to Highsmith	Pass	3rd & 1	*40
13	Mississippi St.	Tyson Lee	Run	2nd & 8	27
14	Mississippi St.	Lee to Bumphis	Pass	3rd & 14	27
15	Mississippi St.	Lee to Bumphis	Pass	1st & 10	*69
16	Mississippi St.	Robert Elliott	Run	1st & 10	20
17	Florida State	Jermain Thomas	Run	1st & 10	24
18	Florida State	Ponder to Easterling	Pass	1st & 10	33
19	Florida State	Ponder to Easterling	Pass	2nd & 8	33
20	Florida State	Ponder to Goodman	Pass	1st & 10	23
21	Florida State	Ponder to Reed	Pass	2nd & 4	27
22	Florida State	Jermaine Thomas	Run	1st & 15	32
23	Florida State	Chris Thompson	Run	1st & 10	49
24	Florida State	Ponder to Easterling	Pass	1st & 10	22
25	Florida State	Ponder to Thomas	Pass	1st & 10	20
26	Virginia Tech	Taylor to Roberts	Pass	3rd & 7	40
27	Virginia Tech	Taylor to Roberts	Pass	1st & 10	21
28	Virginia Tech	Ryan Williams	Run	1st & 10	*66
29	Virginia Tech	Ryan Williams	Run	2nd & 6	21
30	Virginia Tech	Tyrod Taylor	Run	1st & 10	*22
31	Virginia Tech	Taylor to Coale	Pass	1st & 10	29
32	Virginia	Sewell to Smith	Pass	1st & 10	23
33	Virginia	Sewell to Hall	Pass	1st & 10	23
34	Virginia	Sewell to Simpson	Pass	1st & 10	21
35	Virginia	Jamal Sewell	Run	3rd & 5	25
36	Vanderbilt	Jamie Graham	Run	1st & 10	21
37	Vanderbilt	Larry Smith	Run	1st & 16	35
38	Vanderbilt	Adams to Stacy	Pass	3rd & 13	47
39	Vanderbilt	Zac Stacy	Run	1st & 10	*62
40	Vanderbilt	Adams to Umoh	Pass	3rd & 10	42
41	Vanderbilt	Warren Norman	Run	2nd & 4	28
42	Wake Forest	Skinner to Williams	Pass	3rd & 9	36
43	Wake Forest	Skinner to Brown	Pass	2nd & 8	*20
44	Wake Forest	Skinner to Givens	Pass	3rd & 4	27
45	Wake Forest	Skinner to Williams	Pass	3rd & 10	21
46	Duke	Lewis to Scott	Pass	3rd & 7	20
47	Duke	Lewis to Scott	Pass	1st & 10	21
48	Duke	Renfree to Varner	Pass	1st & 10	29
49	Duke	Lewis to King	Pass	2nd & 2	29

* Touchdown

GEORGIA TECH IN 2009

GT Opp.

Plays of 20-plus yards	59	49
Plays of 30-plus yards	36	19
Plays of 50-plus yards	14	5
Touchdown plays of 20-plus yards	18	11
Touchdown plays of 50-plus yards	8	5
Touchdown drives of 3:00 or less	21	16
Touchdown drives of 2:00 or less	15	8
Touchdown drives of 1:00 or less	12	3
Touchdown drives of 5 plays or less	18	8
Touchdown drives of 10 plays or more	13	6
Touchdown drives of 1 play	7	2

PLAYS OF	20-29	30-39	40-49	50-59	60-69	70-79	80-89	90-99	Total
TOTAL (RUSHING/RECEIVING)									
Demaryius Thomas	5 (0/5)	4 (0/4)	0 (0/4)	1 (0/1)	2 (0/2)	0 (0/0)	0 (0/0)	0 (0/0)	16 (0/16)
Jonathan Dwyer	2 (2/0)	6 (6/0)	2 (2/0)	1 (1/0)	1 (1/0)	1 (1/0)	0 (0/0)	0 (0/0)	13 (13/0)
Anthony Allen	7 (4/3)	2 (1/1)	0 (0/0)	0 (0/0)	1 (1/0)	0 (0/0)	1 (1/0)	0 (0/0)	11 (7/4)
Josh Nesbitt	5 (5/0)	2 (2/0)	0 (0/0)	0 (0/0)	0 (0/0)	0 (0/0)	0 (0/0)	0 (0/0)	7 (7/0)
Embry Peoples	0 (0/0)	3 (0/3)	0 (0/0)	0 (0/0)	0 (0/0)	0 (0/0)	1 (0/1)	0 (0/0)	4 (0/4)
Stephen Hill	1 (1/0)	2 (0/2)	0 (0/0)	1 (0/1)	0 (0/0)	0 (0/0)	0 (0/0)	0 (0/0)	4 (1/3)
Preston Lyons	0 (0/0)	1 (1/0)	0 (0/0)	0 (0/0)	0 (0/0)	0 (0/0)	0 (0/0)	0 (0/0)	1 (1/0)
Roddy Jones	1 (1/0)	0 (0/0)	0 (0/0)	0 (0/0)	0 (0/0)	0 (0/0)	0 (0/0)	0 (0/0)	1 (1/0)
Orwin Smith	1 (0/1)	0 (0/0)	0 (0/0)	0 (0/0)	0 (0/0)	0 (0/0)	0 (0/0)	0 (0/0)	1 (0/1)
Marcus Wright	1 (1/0)	0 (0/0)	0 (0/0)	0 (0/0)	0 (0/0)	0 (0/0)	0 (0/0)	0 (0/0)	1 (1/0)
TOTAL	23 (14/9)	20 (10/10)	2 (2/0)	6 (1/5)	3 (2/1)	3 (1/2)	2 (1/1)	0 (0/0)	59 (31/28)
PASSING									
Josh Nesbitt	8	9	0	5	1	2	1	0	26
Tevin Washington	1	0	0	0	0	0	0	0	1
Scott Blair	0	1	0	0	0	0	0	0	1
TOTAL	9	10	0	5	1	2	1	0	28

2009 Miscellaneous

RESULT OF TURNOVERS

Georgia Tech					
Opponent	Qtr	Turnover (Player)	Defender	Led To	Pts
Jacksonville State	2nd	Fumble (Nesbitt)	Davis	Touchdown	7
	2nd	Fumble (Washington)	Horton	Punt	0
	3rd	Fumble (Nesbitt)	Booker	Field Goal	3
Clemson	1st	Interception (Nesbitt)	McDaniel	Punt	0
	4th	Interception (Nesbitt)	McDaniel	Field Goal	3
Mississippi State	2nd	Fumble (Dwyer)	Washington	Fumble	0
Florida State	3rd	Fumble (Nesbitt)	McNeil	Missed Field Goal	0
	4th	Fumble (Nesbitt)	McCray	Fumble	0
Virginia Tech	4th	Fumble (Nesbitt)	Carr	Fumble	0
	3rd	Interception (Nesbitt)	Porch	Touchdown	7
Virginia	4th	Fumble (Nesbitt)	Morgan	Touchdown	6
	1st	Fumble (Nesbitt)	A. Clark	Field Goal	3
Vanderbilt	3rd	Fumble (Nesbitt)	Stokes	Punt	0
Wake Forest	2nd	Interception (Nesbitt)	Okoro	Punt	0
Duke	4th	Fumble (Shaw)	Oglesby	Interception	0
Opponents					
Team	Qtr	Turnover (Player)	Defender	Led To	Pts
Jacksonville State	1st	Fumble (Young)	J. Thomas	Field Goal	3
	2nd	Interception (Ivory)	M. Burnett	Fumble	0
Clemson	1st	Interception (Parker)	Taylor	Touchdown	7
	2nd	Interception (Parker)	Butler	Punt	0
North Carolina	2nd	Fumble (Team)	Morgan	Field Goal	3
	3rd	Interception (Yates)	M. Burnett	Touchdown	7
	4th	Interception (Yates)	M. Burnett	End of Game	0
Mississippi State	1st	Fumble (Lee)	Egbuniwe	Touchdown	7
	2nd	Fumble (Relf)	Morgan	Touchdown	7
	2nd	Fumble (Dixon)	Tarrant	Touchdown	7
	3rd	Fumble (Dixon)	M. Burnett	Punt	0
Florida State	4th	Interception (Lee)	Butler	End of Game	0
	4th	Fumble (Ponder)	Peters	Fumble	0
Virginia Tech	4th	Fumble (Carr)	Nesbitt	Touchdown	7
	1st	Interception (Taylor)	Peters	Punt	0
Virginia	2nd	Interception (Taylor)	M. Burnett	End of Half	0
	1st	Fumble (Minnifield)	Tarrant	Field Goal	3
Vanderbilt	2nd	Fumble (Adams)	Cross	Touchdown	7
	3rd	Fumble (Graham)	Egbuniwe	Touchdown	7
	4th	Fumble (Norman)	Blair	Touchdown	7
Duke	4th	Interception (Lewis)	Frierson	Touchdown	7

Georgia Tech's 15 turnovers have resulted in 29 opponent points.
Opponent's 21 turnovers have resulted in 79 Georgia Tech points.

GEORGIA TECH PUNT-BY-PUNT

Chandler Anderson							
Opponent	Qtr	From	To	YDS	Return	NET	FP
Jacksonville St.	1	GT30	JS24	46	Downed	46	JSU24
	3	GT41	JS03	56	Downed	56	JSU03
	2	CU39	CU12	27	Downed	27	CU12
Clemson	2	GT45	CU07	48	15	33	CU22
	2	GT47	CU17	36	OB	36	CU17
	3	GT28	CU42	30	OB	30	CU42
Miami	3	CU41	CU00	41	TB	21	CU20
	3	GT38	CU24	38	OB	38	CU24
	1	GT44	UM29	27	Downed	27	UM29
North Carolina	2	GT37	EZ	63	TB	43	UM20
	2	GT30	UM23	47	14	33	UM37
Mississippi State	1	GT47	NCO7	46	1	45	NC08
	2	GT42	NC09	49	22	27	NC31
	3	GT18	NC37	45	FC	45	NC37
Florida State	2	GT27	MS23	50	Downed	50	MS23
	4	GT49	MS19	32	Downed	32	MS19
	4	MS40	MS11	29	FC	29	MS11
Virginia Tech	1	GT09	GT42	33	FC	33	GT42
	1	GT08	GT45	37	- 3	40	GT48
	2	VT46	VT11	35	OB	35	VT11
Virginia	2	GT40	VT27	33	OB	33	VT27
	1	VA44	VA15	29	- 4	33	VA11
Vanderbilt	2	GT10	VA35	55	12	43	VA47
	1	GT48	VU12	40	FC	40	VU12
	2	GT37	VU30	33	1	32	VU31
Wake Forest	2	GT45	VU31	24	OB	24	VU31
	2	GT32	WF31	37	Downed	37	WF31
Duke	1	GT39	EZ	61	TB	41	DU20
	2	GT22	DU30	48	FC	48	DU30
Duke	3	GT21	DU33	46	4	42	DU37

POSSESSIONS

Georgia Tech													Opponents												
Opponent	No.	TD	How Possession Ended							Pts	PPP	Team	No.	TD	How Possession Ended							Pts	PPP		
			FG	FGA	Punt	TO	Clock	Downs	3&Out						TD	FG	FGA	Punt	TO	Clock	Downs			3&Out	
Jacksonville St.	13	5	1	2	2	3	1	0	2	37	2.85	Jacksonville St.	13	2	1	1	7	2	1	0	3	17	1.31		
Clemson	16	3	3	3	6	2	2	0	3	30	1.88	Clemson	15	3	2	2	6	2	0	2	3	27	1.80		
Miami	9	2	1	2	^4	0	0	1	2	17	1.89	Miami	10	4	1	3	1	0	2	0	0	33	3.30		
North Carolina	11	3	1	3	3	0	2	0	2	24	2.18	North Carolina	10	1	0	1	5	3	0	0	4	7	0.70		
Mississippi St.	11	6	0	0	3	1	1	0	1	42	3.82	Mississippi St.	11	4	1	2	0	5	0	0	0	31	2.82		
Florida State	12	7	0	0	0	3	2	0	0	49	4.08	Florida State	11	6	1	2	1	2	0	0	1	44	4.00		
Virginia Tech	12	4	0	0	4	2	2	0	2	28	2.33	Virginia Tech	11	3	1	1	4	2	0	1	2	23	2.09		
Virginia	11	4	2	2	2	1	1	1	1	34	3.09	Virginia	10	0	3	4	4	1	0	1	2	9	0.90		
Vanderbilt	13	8	0	0	3	1	1	0	1	56	4.31	Vanderbilt	13	4	1	1	4	3	1	0	2	31	2.38		
Wake Forest	13	4	1	1	1	1	2	4	0	30	2.38	Wake Forest	12	3	2	2	7	0	0	0	5	27	2.25		
Duke	12	7	0	0	3	1	0	1	3	49	4.08	Duke	13	1	1	2	7	1	2	0	4	10	0.77		
Georgia												Georgia													
TOTAL	133	53	9	13	28	14	14	6	14	347	2.87	TOTAL	129	31	14	21	46	21	6	4	26	259	2.01		

^ Includes safety when punter kicked ball out of own end zone

Superlatives

TEAM	Georgia Tech High	Georgia Tech Low	Opponent High	Opponent Low
Points	.56 at Vanderbilt (10.31)	.17 at Miami (9.17)	.44 by Florida State (10.10)	.7 by North Carolina (9.26)
Points/half	.31 (1st) vs. Jacksonville State (9.5)	.3 (1st) at Miami (9.17)	.35 (1st) by Florida State (10.10)	.0 (1st) by North Carolina (9.26)
Points/quarter	.21, three times	.0, six times	.21 (2nd) by Florida State (10.10)	.0, 16 times
First downs	.28 at Vanderbilt (10.31)	.12 at Miami (9.17)	.26 by Florida State (10.10)	.8 by North Carolina (9.26)
First downs by rushing	.22 at Vanderbilt (10.31)	.6 at Miami (9.17)	.14 by Mississippi State (10.3)	.1 by Virginia (10.24)
First downs by passing	.8 at Mississippi State (10.3)	.1 vs. Virginia Tech (10.17)	.16 by Florida State (10.10)	.5 by North Carolina (9.26)
First downs by penalty	.2, four times	.0 at Duke (11.14)	.4 by Wake Forest (11.7)	.0, six times
Net yards rushing	.412 vs. Wake Forest (11.7)	.95 at Miami (9.17)	.218 by Vanderbilt (10.31)	.17 by North Carolina (9.26)
Rushing attempts	.71 at Virginia (10.24)	.39 at Miami (9.17)	.39 by Miami (9.17)	.12 by Virginia (10.24)
Average per rush	.7.0 at Florida State (10.10)	.2.4 at Miami (9.17)	.7.5 by Vanderbilt (10.31)	.0.9 by North Carolina (9.26)
Rushing touchdowns	.6 at Florida State (10.10)	.1 vs. Clemson (9.10)	.2, three times	.0, five times
Net yards passing	.266 at Mississippi State (10.3)	.51 vs. Virginia Tech (10.17)	.359 by Florida State (10.10)	.137 by North Carolina (9.26)
Pass completions	.11 at Mississippi State (10.3)	.1 vs. Virginia Tech (10.17)	.27 by Duke (11.14)	.10 by Virginia Tech (10.17)
Pass attempts	.15 vs. Clemson (9.10)	.7 vs. Virginia Tech (10.17)	.41 by Duke (11.14)	.14 by Virginia Tech (10.17)
Passes had intercepted	.2 vs. Clemson (9.10)	.0, eight times	.2, three times	.0, five times
Passing touchdowns	.2 at Vanderbilt (10.31)	.0, four times	.5 by Florida State (10.10)	.0 by Virginia (10.24)
Total offense	.597 at Vanderbilt (10.31)	.228 at Miami (9.17)	.539 by Florida State (10.10)	.154 by North Carolina (9.26)
Total offensive plays	.82 at Vanderbilt (10.31)	.54 at Miami (9.17)	.71 by Jacksonville State (9.5)	.44 by Virginia (10.24)
Average gain per play	.8.2 at Florida State (10.10)	.4.2 at Miami (9.17)	.8.2 by Florida State (10.10)	.3.5 by North Carolina (9.26)
Fumbles	.5 vs. Jacksonville State (9.5)	.0 vs. Clemson (9.10)	.5 by Mississippi State (10.3)	.0, three times
Fumbles lost	.3 vs. Jacksonville State (9.5)	.0, four times	.4 by Mississippi State (10.3)	.0, five times
Total turnovers	.3 vs. Jacksonville State (9.5)	.0 at Miami (9.17)	.5 by Mississippi State (10.3)	.0 by Miami (9.17)
Penalties	.9 at Mississippi State (10.3)	.1 at Vanderbilt (10.31)	.9 by Miami (9.17)	.2 by North Carolina (9.26)
Penalty yards	.78 vs. Wake Forest (11.7)	.9 at Florida State (10.10)	.74 by Miami (9.17)	.9 by North Carolina (9.26)
Punts	.6 vs. Clemson (9.10)	.0 at Florida State (10.10)	.7, three times	.0 by Mississippi State (10.3)
Punting average	.51.7 at Duke (11.14)	.32.3 at Vanderbilt (10.31)	.47.2 by North Carolina (9.26)	.30.7 by Clemson (9.10)
Net yards per punt	.51.0 vs. Jacksonville State (9.5)	.30.8 vs. Clemson (9.10)	.46.0 (1) by Florida State (10.10)	.16.5 by Clemson (9.10)
Avg yards punt return	.85.0 vs. Clemson (9.10)	-.1.5 at Vanderbilt (10.31)	.15.0 by Clemson (9.10)	-.3.0 by Virginia Tech (10.17)
Avg yards per KO return	.46.3 at Duke (11.14)	.15.8 at Mississippi State (10.3)	.36.0 by Mississippi State (10.3)	.14.5 by Virginia (10.24)
Interceptions	.2, three times	.0, five times	.2 by Clemson (9.10)	.0, eight times
Possession time	.42:43 at Virginia (10.24)	.26:25 at Miami (9.17)	.33:35 by Miami (9.17)	.17:17 by Virginia (10.24)
Sacks	.4 vs. Wake Forest (11.7)	.0 at Miami (9.17)	.2 by Miami (9.17)	.0, five times
Field goals	.3 vs. Clemson (9.10)	.0, five times	.3 by Virginia (10.24)	.0 by North Carolina (9.26)
Field goal attempts	.3 vs. Clemson (9.10)	.0, five times	.4 by Virginia (10.24)	.1, four times

INDIVIDUAL	Georgia Tech	Opponent
Most rushing attempts	.32, Josh Nesbitt vs. North Carolina (9.26)	.20, C.J. Spiller of Clemson (9.10)
Most net rushing yards	.189, Jonathan Dwyer vs. Wake Forest (11.7)	.106, Anthony Dixon of Mississippi State (10.3)
Most rushing touchdowns	.3, three times	.2, Zac Stacy of Vanderbilt (10.31)
Most pass attempts	.15, Josh Nesbitt at Miami (9.17)	.40, Riley Skinner of Wake Forest (11.7)
Most pass completions	.11, Josh Nesbitt at Mississippi State (10.3)	.26, Christian Ponder of Florida State (10.10)
Most passes had intercepted	.2, Josh Nesbitt vs. Clemson (9.10)	.2, three times
Most passing yards	.266, Josh Nesbitt at Mississippi State (10.3)	.266, Christian Ponder of Florida State (10.10)
Most touchdowns passing	.2, Josh Nesbitt at Vanderbilt (10.31)	.5, Christian Ponder of Florida State (10.10)
Most receptions	.8, Demaryius Thomas at Mississippi State (10.3)	.8, Marshall Williams of Wake Forest (11.7)
Most yards receiving	.174, Demaryius Thomas at Mississippi State (10.3)	.123, Chad Bumphis of Mississippi State (10.3)
Most touchdown receptions	.1, nine times	.2, Devon Brown of Wake Forest (11.7)
Most punts	.6, Chandler Anderson vs. Clemson (9.10)	.7, Patrick Tatum of Jacksonville State (9.5)
Highest punting average	.51.7, Chandler Anderson at Duke (11.14)	.7, Shane Popham of Wake Forest (11.7)
Most punt returns	.4, Jerrard Tarrant at Duke (11.14)	.47.2, Grant Schallock of North Carolina (9.26)
Most punt return yards	.87, Jerrard Tarrant vs. Jacksonville State (9.5)	.2, Da'Norris Searcy of North Carolina (9.26)
Most kickoff returns	.5, Orwin Smith vs. Clemson (9.10)	.2, Chase Minnifield of Virginia (10.24)
Most kickoff return yards	.139, Orwin Smith at Duke (11.14)	.23, Da'Norris Searcy of North Carolina (9.26)
Most field goals	.3, Scott Blair vs. Clemson (9.10)	.7, Warren Norman of Vanderbilt (10.31)
Most field goal attempts	.3, Scott Blair, two times	.184, Warren Norman of Vanderbilt (10.31)
Most all-purpose yards	.196, Embry Peeples at Vanderbilt (10.31)	.3, Robert Randolph of Virginia (10.24)
Longest rush	.82 (TD), Anthony Allen vs. Clemson (9.10)	.4, Robert Randolph of Virginia (10.24)
Longest pass play	.87 (TD), Nesbitt to Peeples at Vanderbilt (10.31)	.266, Warren Norman of Vanderbilt (10.31)
Longest punt return	.85 (TD), Jerrard Tarrant vs. Clemson (9.10)	.66, Ryan Williams of Virginia Tech (10.17)
Longest kickoff return	.83, Orwin Smith at Duke (11.14)	.77 (TD), Jacoby Ford of Clemson (9.10)
Longest interception return	.21, Morgan Burnett vs. North Carolina (9.26)	.22, Da'Norris Searcy of North Carolina (9.26)
Longest field goal	.45, Scott Blair vs. Wake Forest (11.7)	.89 (TD), Leon Berry of Mississippi State (10.3)
Longest field goal attempt	.45 (made), Scott Blair vs. Wake Forest (11.7)	.28, Kenny Okoro of Wake Forest (11.7)
Most solo tackles	.10, Sedric Griffin at Mississippi State (10.3)	.53, Richard Jackson of Clemson (9.10)
Most total tackles	.10, Derrick Morgan vs. Clemson (9.10)	.53 (made), Richard Jackson of Clemson (9.10)
Most sacks	.3.0, Derrick Morgan vs. Clemson (9.10)	.11, Chris Marve of Vanderbilt (10.31)
Tackles-for-loss	.4.0, Derrick Morgan vs. Clemson (9.10)	.18, Chris Marve of Vanderbilt (10.31)
Forced fumbles	.2, Brad Jefferson at Mississippi State (10.3)	.1.0, six times
Fumble recoveries	.1, 12 times	.3.5, Pernell McPhee of Mississippi State (10.3)
Interceptions	.2, Morgan Burnett vs. North Carolina (9.26)	.1, nine times
		.2, Anthony Egbuniwe at Mississippi State (10.3)
		.1, 11 times
		.2, DeAndre McDaniel of Clemson (9.10)

2009 Participation

No.	Name	G/GS	JS	CL	MI	NC	MS	FS	VT	VA	VND	WF	DU	GA	-
18	Allen, A.	...11/11	START	START	START	START	START	START	START	START	START	START	START	START	
98	Anderson, B.	...11/11	START	START	START	START	START	START	START	START	START	START	START	START	
85	Anderson, C.	...11/-	XXX	XXX	XXX	XXX	XXX	XXX	XXX	XXX	XXX	XXX	XXX	XXX	
12	Barnes, A.	...11/-	XXX	XXX	XXX	XXX	XXX	XXX	XXX	XXX	XXX	XXX	XXX	XXX	
90	Barnes, T.	...11/-	XXX	XXX	XXX	XXX	XXX	XXX	XXX	XXX	XXX	XXX	XXX	XXX	
73	Barrick, A.	...9/9	START	START	START	START	START	START	START	START	START		
79	Bedford, S.	...11/11	START	START	START	START	START	START	START	START	START	START	START	START	
14	Blair, S.	...11/-	XXX	XXX	XXX	XXX	XXX	XXX	XXX	XXX	XXX	XXX	XXX	XXX	
40	Burnett, J.	...10/2	XXX	XXX	XXX	START	START	XXX	XXX	...	XXX	XXX	XXX	XXX	
1	Burnett, M.	...11/11	START	START	START	START	START	START	START	START	START	START	START	START	
2	Butler, M.	...11/11	START	START	START	START	START	START	START	START	START	START	START	START	
75	Clayton, N.	...9/-	XXX	XXX	XXX	...	XXX	...	XXX	XXX	XXX	XXX	XXX	XXX	
82	Cone, K.	...6/3	START	START	START	XXX	XXX	XXX	
36	Cox, L.	...11/-	XXX	XXX	XXX	XXX	XXX	XXX	XXX	XXX	XXX	XXX	XXX	XXX	
94	Cross, I.	...10/2	XXX	XXX	...	XXX	XXX	START	START	XXX	XXX	XXX	XXX	XXX	
21	Dwyer, J.	...11/11	START	START	START	START	START	START	START	START	START	START	START	START	
15	Earls, C.	...9/-	XXX	XXX	...	XXX	...	XXX	XXX	XXX	XXX	XXX	XXX	XXX	
33	Edwards, M.	...9/2	XXX	XXX	XXX	XXX	XXX	XXX	XXX	START	START	START	
41	Egbuniwe, A.	...9/6	XXX	XXX	XXX	START	START	START	START	START	START	START	
81	Fisher, Z.	...6/-	XXX	XXX	XXX	XXX	XXX	XXX	XXX	
57	Flanary, A.	...1/-	XXX	
68	Fraysier, Z.	...1/-	XXX	
10	Frierson, M.	...11/-	XXX	XXX	XXX	XXX	XXX	XXX	XXX	XXX	XXX	XXX	XXX	XXX	
70	Gilbert, J.	...11/11	START	START	START	START	START	START	START	START	START	START	START	START	
86	Greco, G.	...1/-	XXX	
54	Griffin, S.	...11/11	START	START	START	START	START	START	START	START	START	START	START	START	
97	Hall, R.	...3/3	START	START	START	START	
72	Hill, J.	...1/-	XXX	
5	Hill, S.	...10/1	XXX	XXX	XXX	START	XXX	XXX	XXX	XXX	...	XXX	XXX	XXX	
71	Howard, C.	...11/11	START	START	START	START	START	START	START	START	START	START	START	START	
25	Jasper, D.	...7/-	XXX	XXX	XXX	XXX	XXX	XXX	XXX	XXX	
51	Jefferson, B.	...11/11	START	START	START	START	START	START	START	START	START	START	START	START	
20	Jones, R.	...10/10	...	START	START	START	START	START	START	START	START	START	START	START	
74	Krish, Z.	...4/-	XXX	XXX	XXX	...	XXX	XXX	
53	Lentz, J.	...10/-	XXX	XXX	XXX	XXX	XXX	XXX	...	XXX	XXX	XXX	XXX	XXX	
29	Lockhart, J.	...11/-	XXX	XXX	XXX	XXX	XXX	XXX	XXX	XXX	XXX	XXX	XXX	XXX	
46	Lyons, P.	...10/-	XXX	...	XXX	XXX	XXX	XXX	XXX	XXX	XXX	XXX	XXX	XXX	
58	Machen, B.	...10/-	XXX	XXX	XXX	...	XXX	XXX	XXX	XXX	XXX	XXX	XXX	XXX	
27	Malone, J.	...3/-	XXX	XXX	XXX	
80	Mckayhan, D.	...5/-	XXX	...	XXX	XXX	XXX	...	XXX	XXX	
76	Mcrae, N.	...2/-	XXX	XXX	
84	Melton, T.	...7/7	START	START	START	START	START	START	START	START	
91	Morgan, D.	...11/11	START	START	START	START	START	START	START	START	START	START	START	START	
63	Morgan, T.	...5/-	XXX	XXX	XXX	XXX	...	XXX	XXX	
42	Munroe, M.	...11/-	XXX	XXX	XXX	XXX	XXX	XXX	XXX	XXX	XXX	XXX	XXX	XXX	
9	Nesbitt, J.	...11/11	START	START	START	START	START	START	START	START	START	START	START	START	
49	Paige, J.	...7/-	XXX	XXX	XXX	...	XXX	XXX	XXX	XXX	
24	Peeples, E.	...10/1	START	XXX	XXX	...	XXX	XXX	XXX	XXX	XXX	XXX	XXX	XXX	
92	Peters, J.	...10/3	START	START	START	XXX	XXX	XXX	XXX	...	XXX	XXX	XXX	XXX	
35	Peterson, M.	...11/-	XXX	XXX	XXX	XXX	XXX	XXX	XXX	XXX	XXX	XXX	XXX	XXX	
67	Powers, S.	...2/-	XXX	XXX	
26	Reese, D.	...10/6	START	START	START	...	XXX	XXX	START	START	START	XXX	XXX	XXX	
89	Reese, P.	...4/-	XXX	XXX	XXX	XXX	
28	Reid, R.	...11/5	XXX	XXX	XXX	START	START	START	XXX	XXX	START	START	XXX	XXX	
44	Rocker, A.	...11/-	XXX	XXX	XXX	XXX	XXX	XXX	XXX	XXX	XXX	XXX	XXX	XXX	
60	Sellers, B.	...11/11	START	START	START	START	START	START	START	START	START	START	START	START	
11	Shaw, J.	...5/-	XXX	XXX	XXX	XXX	XXX	
23	Sims, Q.	...9/-	XXX	...	XXX	XXX	XXX	...	XXX	XXX	XXX	XXX	XXX	XXX	
17	Smith, O.	...11/-	XXX	XXX	XXX	XXX	XXX	XXX	XXX	XXX	XXX	XXX	XXX	XXX	
61	Smith, P.	...11/2	XXX	XXX	XXX	XXX	XXX	XXX	XXX	XXX	XXX	START	START	START	
6	Sweeting, R.	...11/-	XXX	XXX	XXX	XXX	XXX	XXX	XXX	XXX	XXX	XXX	XXX	XXX	
34	Sylvester, S.	...11/6	XXX	XXX	XXX	XXX	XXX	START	START	START	START	START	START	START	
11	Tanner, C.	...3/-	XXX	XXX	XXX	
37	Tarrant, J.	...11/9	START	START	START	START	START	START	START	START	XXX	XXX	START	START	
22	Taylor, C.	...3/3	START	START	START	
8	Thomas, D.	...11/11	START	START	START	START	START	START	START	START	START	START	START	START	
38	Thomas, J.	...11/-	XXX	XXX	XXX	XXX	XXX	XXX	XXX	XXX	XXX	XXX	XXX	XXX	
56	Tongo, O.	...9/-	XXX	XXX	XXX	XXX	XXX	XXX	XXX	XXX	XXX	XXX	
62	Uzzi, O.	...10/-	XXX	XXX	XXX	XXX	XXX	XXX	XXX	XXX	XXX	XXX	
77	Voss, D.	...10/-	XXX	XXX	...	XXX	XXX	XXX	XXX	XXX	XXX	XXX	XXX	XXX	
96	Walls, L.	...11/8	XXX	XXX	XXX	START	START	START	START	START	START	START	START	START	
13	Washington, T.	...1/-	XXX	
32	Watson, R.	...4/-	XXX	XXX	XXX	...	XXX	XXX	
3	Wright, M.	...11/-	XXX	XXX	XXX	XXX	XXX	XXX	XXX	XXX	XXX	XXX	XXX	XXX	
78	Yandell, C.	...6/-	XXX	XXX	XXX	XXX	XXX	XXX	XXX	

2009 Game Summaries

GAME 1

#15/15 Georgia Tech **37**
Jacksonville State **17**
 September 5, 2009 ■ Atlanta, Ga.
 Bobby Dodd Stadium ■ 46,131

Jonathan Dwyer ran for two touchdowns, and No. 15 Georgia Tech had 335 yards rushing in a 37-17 victory against Jacksonville State.

The Yellow Jackets rested many of their starters in the second half with Clemson visiting Bobby Dodd Stadium on Thursday.

Dwyer, the 2008 Atlantic Coast Conference player of the year, scored on the first play from scrimmage, taking an option pitch for a 74-yard touchdown. He finished with 95 yards rushing on seven carries, including a 5-yard touchdown later in the first quarter. Johnson kept Dwyer on the sideline for the entire second half.

Jacksonville State trailed 31-7 at halftime, scoring on Brooks Robinson's 20-yard flea-flicker TD catch.

After Dwyer's first score, Jacksonville State fumbled away the ensuing kickoff when Anthony Barnes knocked the ball loose from Jamal Young, and Jemea Thomas recovered at the Gamecocks 23.

Tech's Demaryius Thomas caught four passes for 101 yards.

Score by Quarters	1	2	3	4	Score
Jacksonville State	0	7	0	10	17
Georgia Tech	17	14	0	6	37

Team	Qtr	Time	Scoring play	Conversion	Plays	TOP	Score
GT	1st	14:42	Dwyer 74 yd run	Blair kick	1-74	0:18	0-7
GT	1st	12:05	Blair 20 yd field goal		5-20	2:31	0-10
GT	1st	02:38	Dwyer 5 yd run	Blair kick	9-73	3:49	0-17
JSU	2nd	08:27	Robinson 20 yd pass (Ivory)	Tatum kick	7-47	2:47	7-17
GT	2nd	06:35	Nesbitt, J. 10 yd run	Blair kick	4-73	1:46	7-24
GT	2nd	00:55	Tarrant 68 yd punt return	Blair kick			7-31
JSU	4th	13:33	Tatum 26 yd field goal		14-71	6:14	10-31
GT	4th	10:45	Allen 26 yd pass (Nesbitt)	Blair kick failed	7-62	2:47	10-37
JSU	4th	00:45	Bonner 7 yd pass (Ivory)	Tatum kick	11-75	2:14	17-37

	JSU	GT
FIRST DOWNS	20	21
Rushing	8	13
Passing	9	7
Penalty	3	1
NET YARDS RUSHING	98	335
Rushing Attempts	33	50
Average Per Rush	3.0	6.7
Rushing Touchdowns	0	3
Yards Gained Rushing	121	338
Yards Lost Rushing	23	3
NET YARDS PASSING	193	162
Completions-Attempts-Int	23-38-1	7-12-0
Average Per Attempt	5.1	13.5
Average Per Completion	8.4	23.1
Passing Touchdowns	2	1
TOTAL OFFENSE YARDS	291	497
Total offense plays	71	62
Average Gain Per Play	4.1	8.0
Fumbles: Number-Lost	1-1	5-3
Penalties: Number-Yards	3-19	6-58
PUNTS-YARDS	7-249	2-102
Average Yards Per Punt	35.6	51.0
Net Yards Per Punt	23.1	51.0
Inside 20	0	1
50+ Yards	1	1
Touchbacks	0	0
Fair catch	1	0
KICKOFFS-YARDS	3-196	7-459
Average Yards Per Kickoff	65.3	65.6
Net Yards Per Kickoff	37.0	46.3
Touchbacks	0	0
Punt returns: Number-Yards-TD	0-0-0	3-87-1
Average Per Return	0.0	29.0
Kickoff returns: Number-Yds-TD	7-135-0	3-85-0
Average Per Return	19.3	28.3
Interceptions: Number-Yds-TD	0-0-0	1-0-0
Fumble Returns: Number-Yds-TD	2-2-0	0-0-0
Miscellaneous Yards	0	0
Possession Time	30:35	29:25
1st Quarter	6:45	8:15
2nd Quarter	8:06	6:54
3rd Quarter	9:43	5:17
4th Quarter	6:01	8:59
Third-Down Conversions	6 of 15	8 of 12
Fourth-Down Conversions	0 of 0	0 of 0
Red-Zone Scores-Chances	2-2	3-5
Sacks By: Number-Yards	0-0	3-20
PAT Kicks	2-2	4-5
Field Goals	1-1	1-2

RUSHING			
Georgia Tech	Att	Yds	TD
Dwyer	7	95	2
Nesbitt	14	93	1
Washington	6	40	0
Watson	4	25	0
Jax State	Att	Yds	TD
Middleton	11	59	0
Young	5	25	0
George	7	18	0

PASSING				
Georgia Tech	A-C	Yds	TD	Int
Nesbitt	6-11	141	1	0
Washington	1-1	21	0	0
Jax State	A-C	Yds	TD	Int
Ivory	23-38	193	2	1

RECEIVING			
Georgia Tech	Rec	Yds	TD
Thomas	4	101	0
Allen	1	26	1
Smith	1	21	0
Peeples	1	14	0
Jax State	Rec	Yds	TD
Wilkerson	6	70	0
Smith	4	27	0
Young	3	14	0
Shaw	3	12	0
Bonner	2	26	1
Robinson	1	20	1

GAME 2

#15/13 Georgia Tech **30**
Clemson **27**
 rv/rv
 September 10 (Thursday), 2009 ■ Atlanta, Ga.
 Bobby Dodd Stadium ■ 52,029

Scott Blair threw a touchdown pass off a fake field goal, then booted a 36-yard kick with 57 seconds remaining as the 15th-ranked Yellow Jackets rallied to beat Clemson 30-27 after squandering a 24-point lead.

Georgia Tech (2-0, 1-0 ACC) pulled itself back from the brink of a potentially devastating loss that looked like an easy victory early on. The Yellow Jackets raced to a 24-0 lead 4 1/2 minutes into the second quarter.

But Clemson (1-1, 0-1) scored 27 straight points, taking its first lead of the night on Richard Jackson's 53-yard field goal with 11:33 to go.

Georgia Tech, which did nothing offensively through most of the second and third quarters, finally regrouped for a 69-yard drive that set up Blair's tying kick, a 34-yarder with 5:40 left. Then, after a holding penalty on Clemson's Thomas Austin wiped out Kyle Parker's 38-yard completion to Jacoby Ford, the Yellow Jackets got a chance to win it.

Score by Quarters	1	2	3	4	Score
Clemson	0	7	14	6	27
Georgia Tech	21	3	0	6	30

Team	Qtr	Time	Scoring play	Conversion	Plays	TOP	Score
GT	1st	09:27	Allen 82 yd run	Blair kick	1-82	0:13	0-7
GT	1st	06:55	Tarrant 85 yd punt return	Blair kick			0-14
GT	1st	02:38	Thomas 34 yd pass from Blair	Blair kick	6-43	3:05	0-21
GT	2nd	10:29	Blair 24 yd field goal		9-68	4:24	0-24
CU	2nd	10:13	Spiller 63 yd pass from Parker	Jackson kick	1-63	0:09	7-24
CJ	3rd	09:49	Allen 9 yd pass from Parker	Jackson kick	7-57	3:07	14-24
CU	3rd	04:57	Ford 77 yd pass from Parker	Jackson kick	3-80	1:23	21-24
CU	4th	14:17	Jackson 21 yd field goal		7-72	2:41	24-24
CU	4th	11:33	Jackson 53 yd field goal		7-30	2:30	27-24
GT	4th	05:40	Blair 34 yd field goal		12-69	5:46	27-27
GT	4th	00:57	Blair 36 yd field goal		7-47	1:55	27-30

	CU	GT
FIRST DOWNS	13	15
Rushing	5	10
Passing	7	4
Penalty	1	1
NET YARDS RUSHING	125	301
Rushing Attempts	36	49
Average Per Rush	3.5	6.1
Rushing Touchdowns	0	1
Yards Gained Rushing	145	311
Yards Lost Rushing	20	10
NET YARDS PASSING	261	117
Completions-Attempts-Int	15-32-2	4-15-2
Average Per Attempt	8.2	7.8
Average Per Completion	17.4	29.2
Passing Touchdowns	3	1
TOTAL OFFENSE YARDS	386	418
Total offense plays	68	64
Average Gain Per Play	5.7	6.5
Fumbles: Number-Lost	2-0	0-0
Penalties: Number-Yards	6-50	6-50
PUNTS-YARDS	6-184	6-220
Average Yards Per Punt	30.7	36.7
Net Yards Per Punt	16.5	30.8
Inside 20	1	2
50+ Yards	0	0
Touchbacks	0	1
Fair catch	4	0
KICKOFFS-YARDS	6-397	7-411
Average Yards Per Kickoff	66.2	58.7
Net Yards Per Kickoff	48.2	41.3
Touchbacks	0	0
Punt returns: Number-Yards-TD	1-15-0	1-85-1
Average Per Return	15.0	85.0
Kickoff returns: Number-Yds-TD	6-122-0	6-108-0
Average Per Return	20.3	18.0
Interceptions: Number-Yds-TD	2-20-0	2-2-0
Fumble Returns: Number-Yds-TD	0-0-0	0-0-0
Miscellaneous Yards	0	0
Possession Time	28:31	31:29
1st Quarter	10:57	4:03
2nd Quarter	4:32	10:28
3rd Quarter	6:28	8:32
4th Quarter	6:34	8:26
Third-Down Conversions	7 of 19	3 of 14
Fourth-Down Conversions	0 of 2	1 of 1
Red-Zone Scores-Chances	2-2	3-3
Sacks By: Number-Yards	0-0	3-9
PAT Kicks	3-3	3-3
Field Goals	2-2	3-3

RUSHING			
Georgia Tech	Att	Yds	TD
Allen	5	127	1
Nesbitt	18	91	0
Dwyer	18	66	0
Jones	5	11	0
Peeples	2	8	0
Clemson	Att	Yds	TD
Spiller	20	87	0
Ellington	3	21	0
Harper	4	12	0
Parker	7	4	0

PASSING				
Georgia Tech	A-C	Yds	TD	Int
Nesbitt	3-14	83	0	2
Blair	1-1	34	1	0
Clemson	A-C	Yds	TD	Int
Parker	15-31	261	3	2
Spiller	0-1	0	0	0

RECEIVING			
Georgia Tech	Rec	Yds	TD
Thomas	3	93	1
Allen	1	24	0
Clemson	Rec	Yds	TD
Ford	5	109	1
Spiller	4	69	1
Ashe	2	18	0
Jones	1	37	0
Palmer	1	16	0

2009 Game Summaries

**GAME
3**

#14/13 Georgia Tech 17
#22/20 Miami 33
September 17, 2009 ■ Miami Gardens, Fla.
Land Shark Stadium ■ 45,329

Jacory Harris completed 20 of 25 passes for 270 yards and three touchdowns, and the 20th-ranked Hurricanes put an emphatic end to a four-game losing streak against No. 14 Georgia Tech with a 33-17 victory.

Miami outgained Georgia Tech 453-228. Graig Cooper ran for 93 yards, Javarris James rushed for 72 more and a touchdown, and LaRon Byrd caught five passes for 83 yards and another score.

Miami held the Yellow Jackets to 95 yards rushing – nearly half of those on the game's first drive. Tech's reigning ACC player of the year, fullback Jonathan Dwyer, was slowed by a shoulder injury and finished with 7 yards on five carries. Josh Nesbitt completed 6 of 15 passes, all to Demaryius Thomas, for 133 yards, including a 56-yard touchdown midway through the fourth quarter.

Harris led Miami to scores on its first three possessions, the Hurricanes led 24-3 early in the third quarter after James scored from 3 yards out to cap a 60-yard, six-play drive, and the Hurricanes sauntered off celebrating their most significant win in years.

Score by Quarters	1	2	3	4	Score
Georgia Tech	3	0	7	7	17
Miami	7	10	16	0	33

Team	Qtr	Time	Scoring play	Conversion	Plays	TOP	Score
GT	1st	08:09	Blair, 32 yd field goal		13-45	6:51	3-0
UM	1st	06:30	Byrd 40 yd pass from Harris	Bosher kick	4-75	1:39	3-7
UM	2nd	13:33	Epps 13 yd pass from Harris	Bosher kick	13-71	5:54	3-14
UM	2nd	05:45	Bosher 34 yd field goal		8-61	3:29	3-17
UM	3rd	11:50	James 3 yd run	Bosher kick	6-60	3:10	3-24
GT	3rd	08:07	Allen 3 yd run	Blair kick	7-60	3:43	10-24
UM	3rd	03:08	Graham, 14 yd pass from Harris	Bosher kick	9-52	4:59	10-31
UM	3rd	00:32	TEAM safety				10-33
GT	4th	08:37	Thomas 56 yd pass from Nesbitt	Blair kick	4-80	2:17	17-33

	GT	Miami
FIRST DOWNS	12	21
Rushing	6	8
Passing	4	13
Penalty	2	0
NET YARDS RUSHING	95	184
Rushing Attempts	39	39
Average Per Rush	2.4	4.7
Rushing Touchdowns	1	1
Yards Gained Rushing	159	198
Yards Lost Rushing	64	14
NET YARDS PASSING	133	270
Completions-Attempts-Int	6-15-0	20-25-0
Average Per Attempt	8.9	10.8
Average Per Completion	22.2	13.5
Passing Touchdowns	1	3
TOTAL OFFENSE YARDS	228	454
Total offense plays	54	64
Average Gain Per Play	4.2	7.1
Fumbles: Number-Lost	3-0	0-0
Penalties: Number-Yards	8-44	9-74
PUNTS-YARDS	3-137	1-41
Average Yards Per Punt	45.7	41.0
Net Yards Per Punt	34.3	21.0
Inside 20	0	0
50+ Yards	1	0
Touchbacks	1	1
Fair catch	0	0
KICKOFFS-YARDS	4-243	6-375
Average Yards Per Kickoff	60.8	62.5
Net Yards Per Kickoff	31.0	44.0
Touchbacks	0	0
Punt returns: Number-Yards-TD	0-0-0	1-14-0
Average Per Return	0.0	14.0
Kickoff returns: Number-Yds-TD	4-111-0	4-119-0
Average Per Return	27.8	29.8
Interceptions: Number-Yds-TD	0-0-0	0-0-0
Fumble Returns: Number-Yds-TD	0-0-0	0-0-0
Miscellaneous Yards	0	0
Possession Time	26:25	33:35
1st Quarter	8:54	6:06
2nd Quarter	6:45	8:15
3rd Quarter	6:19	8:41
4th Quarter	4:27	10:33
Third-Down Conversions	6 of 14	8 of 13
Fourth-Down Conversions	0 of 2	0 of 0
Red-Zone Scores-Chances	2-3	4-6
Sacks By: Number-Yards	0-0	2-8
PAT Kicks	2-2	4-4
Field Goals	1-2	1-3

RUSHING				
Georgia Tech	Att	Yds	TD	
Allen	6	42	1	
Nesbitt	14	29	0	
Jones	6	18	0	
Wright	3	7	0	
Dwyer	5	7	0	
Miami	Att	Yds	TD	
Cooper	17	93	0	
James	14	72	1	
Benjamin	1	13	0	
Chambers	2	12	0	

PASSING				
Georgia Tech	A-C	Yds	TD	Int
Nesbitt	6-15	133	1	0
Miami	A-C	Yds	TD	Int
Harris	20-25	270	3	0

RECEIVING				
Georgia Tech	Rec	Yds	TD	
Thomas	6	133	1	
Miami	Rec	Yds	TD	
Byrd	5	83	1	
Epps	3	37	1	
Cooper	3	32	0	
Benjamin	3	29	0	
James	2	12	0	
Hankerson	1	35	0	
Graham	1	14	1	
Johnson	1	14	0	
Hill	1	14	0	

**GAME
4**

rv/rv Georgia Tech 17
#22/18 North Carolina 33
September 26, 2009 ■ Atlanta, Ga.
Bobby Dodd Stadium ■ 50,114

Josh Nesbitt ran for two touchdowns and Georgia Tech held the ball for 42 minutes, its highest total in 13 years, to beat No. 22 North Carolina 24-7.

Georgia Tech opened in a 4-3 scheme instead of the 4-2-5 it ran last week. The third linebacker helped; the Yellow Jackets held North Carolina to 154 yards on only 44 plays.

Georgia Tech held the ball for 42 minutes, 6 seconds – its best mark since a 1996 win over Wake Forest.

Jonathan Dwyer ran for 158 yards in his first 100-yard game of the season. He showed no sign of the shoulder injury that limited him to five carries for 7 yards against Miami.

Nesbitt added a career-high 32 carries for 97 yards. Georgia Tech had 317 yards rushing in its spread-option offense while holding North Carolina to 17.

North Carolina's only touchdown came on Yates' 40-yard pass to Erik Highsmith early in the fourth quarter.

Georgia Tech then put the game away with a 17-play, 76-yard touchdown drive, capped by Nesbitt's 10-yard run. The drive lasted 8:15.

Burnett's second interception ended Carolina's final drive with 1:34 left. Georgia Tech did not commit a turnover.

Score by Quarters	1	2	3	4	Score
North Carolina	0	0	0	7	7
Georgia Tech	7	3	0	14	24

Team	Qtr	Time	Scoring play	Conversion	Plays	TOP	Score
GT	1st	09:03	Jones 13 yd run	Blair kick	9-88	4:30	0-7
GT	2nd	06:26	Blair 34 yd field goal		5-15	1:55	0-10
GT	4th	13:31	Nesbitt 1 yd run	Blair kick	8-38	3:31	0-17
NC	4th	12:30	Highsmith 40 yd pass from Yates	Barth kick	4-60	1:01	7-17
GT	4th	04:10	Nesbitt 10 yd run	Tanner kick	17-76	8:15	7-24

	NC	GT
FIRST DOWNS	8	24
Rushing	2	18
Passing	5	4
Penalty	1	2
NET YARDS RUSHING	17	317
Rushing Attempts	18	69
Average Per Rush	0.9	4.6
Rushing Touchdowns	0	3
Yards Gained Rushing	52	346
Yards Lost Rushing	35	29
NET YARDS PASSING	137	89
Completions-Attempts-Int	11-26-2	7-11-0
Average Per Attempt	5.3	8.1
Average Per Completion	12.5	12.7
Passing Touchdowns	1	0
TOTAL OFFENSE YARDS	154	406
Total offense plays	44	80
Average Gain Per Play	3.5	5.1
Fumbles: Number-Lost	1-1	2-0
Penalties: Number-Yards	2-9	7-65
PUNTS-YARDS	5-236	3-140
Average Yards Per Punt	47.2	46.7
Net Yards Per Punt	44.2	39.0
Inside 20	1	1
50+ Yards	2	0
Touchbacks	0	0
Fair catch	1	1
KICKOFFS-YARDS	2-127	5-331
Average Yards Per Kickoff	63.5	66.2
Net Yards Per Kickoff	43.5	54.2
Touchbacks	0	1
Punt returns: Number-Yards-TD	2-23-0	3-15-0
Average Per Return	11.5	5.0
Kickoff returns: Number-Yds-TD	2-40-0	2-40-0
Average Per Return	20.0	20.0
Interceptions: Number-Yds-TD	0-0-0	2-40-0
Fumble Returns: Number-Yds-TD	0-0-0	0-0-0
Miscellaneous Yards	0	0
Possession Time	17:54	42:06
1st Quarter	3:31	11:29
2nd Quarter	8:09	6:51
3rd Quarter	2:37	12:23
4th Quarter	3:37	11:23
Third-Down Conversions	1-11	10-19
Fourth-Down Conversions	1 of 2	1 of 1
Red-Zone Scores-Chances	0-2	4-6
Sacks By: Number-Yards	1-6	1-7
PAT Kicks	1-1	3-3
Field Goals	0-1	1-3

RUSHING				
Georgia Tech	Att	Yds	TD	
Dwyer	19	158	0	
Nesbitt	32	97	2	
Allen	5	27	0	
Jones	4	20	1	
Lyons	3	14	0	
Wright	1	3	0	
UNC	Att	Yds	TD	
Draughn	7	26	0	
Houston	6	24	0	

PASSING				
Georgia Tech	A-C	Yds	TD	Int
Nesbitt	7-11	89	0	0
UNC	A-C	Yds	TD	Int
Yates	11-26	137	1	2

RECEIVING				
Georgia Tech	Rec	Yds	TD	
Thomas	3	35	0	
S. Hill	2	38	0	
Allen	1	11	0	
Smith	1	5	0	
UNC	Rec	Yds	TD	
Highsmith	6	107	1	
Little	2	24	0	
Boyd	2	5	0	
Draughn	1	1	0	

2009 Game Summaries

GAME 5

#25/rv Georgia Tech **43**
Mississippi State **31**
 October 3, 2009 ■ Starkville, Miss.
 Davis Wade Stadium ■ 50,035

Josh Nesbitt threw for a career-high 266 yards and No. 25 Georgia Tech converted three Mississippi State turnovers into touchdowns for a 42-31 win.

Nesbitt took to the air against the Bulldogs, connecting with Demaryius Thomas eight times for 174 yards and a 23-yard touchdown in an exciting game that featured a little bit of everything.

The Yellow Jackets and Bulldogs both scored on reverses and converted a combined six fourth downs, including a fake field goal by Mississippi State. The Bulldogs' Leon Berry had an 89-yard kickoff return a score and Tech's Jerrard Tarrant returned a fumble 40 yards for a touchdown.

Anthony Dixon rushed for 106 yards, but gave up the fumble to Tarrant.

Quarterbacks Tyson Lee and Chris Relf also each fumbled once and Lee added a late interception. Lee's fumble on the Bulldogs' opening drive set up Stephen Hill's 24-yard score on a reverse.

Score by Quarters	1	2	3	4	Score
Georgia Tech	14	14	7	7	42
Mississippi State	7	10	0	14	31

Team	Qtr	Time	Scoring play	Conversion	Plays	TOP	Score
GT	1st	09:41	Hill 24 yd run	Tanner kick	8-47	4:00	7-0
GT	1st	00:34	Dwyer 2 yd run	Tanner kick	11-75	5:44	14-0
MS	1st	00:21	Berry 89 yd kickoff return	Brauchle kick			14-7
GT	2nd	08:23	Jones 5 yd run	Tanner kick	8-39	4:11	21-7
MS	2nd	06:09	Bumphis 10 yd run	DePasquale kick	7-68	2:14	21-14
GT	2nd	04:28	Tarrant 40 yd fumble recovery	Tanner kick			28-14
MS	2nd	00:00	DePasquale 31 yd field goal		13-47	4:22	28-17
GT	3rd	09:32	Thomas 23 yd pass from Nesbitt	Tanner kick	10-90	5:16	35-17
MS	4th	09:49	Bumphis 69 yd pass from Lee	DePasquale kick	3-81	1:09	35-24
GT	4th	07:05	Allen, A. 5 yd run	Tanner kick	5-76	2:37	42-24
MS	4th	03:41	Ducre 4 yd run	DePasquale kick	10-67	3:15	42-31

	GT	MS
FIRST DOWNS	23	25
Rushing	14	14
Passing	8	11
Penalty	1	0
NET YARDS RUSHING	213	209
Rushing Attempts	54	38
Average Per Rush	3.9	5.5
Rushing Touchdowns	4	2
Yards Gained Rushing	247	231
Yards Lost Rushing	34	22
NET YARDS PASSING	266	278
Completions-Attempts-Int	11-14-0	20-30-1
Average Per Attempt	19.0	9.3
Average Per Completion	24.2	13.9
Passing Touchdowns	1	1
TOTAL OFFENSE YARDS	479	487
Total offense plays	68	68
Average Gain Per Play	7.0	7.2
Fumbles: Number-Lost	4-1	5-4
Penalties: Number-Yards	9-61	5-40
PUNTS-YARDS	3-111	0-0
Average Yards Per Punt	37.0	0.0
Net Yards Per Punt	37.0	0.0
Inside 20	2	0
50+ Yards	1	0
Touchbacks	0	0
Fair catch	1	0
KICKOFFS-YARDS	7-397	4-241
Average Yards Per Kickoff	56.7	60.2
Net Yards Per Kickoff	25.9	44.5
Touchbacks	0	0
Punt returns: Number-Yards-TD	0-0-0	0-0-0
Average Per Return	0.0	0.0
Kickoff returns: Number-Yds-TD	4-63-0	6-216-1
Average Per Return	15.8	36.0
Interceptions: Number-Yds-TD	1-0-0	0-0-0
Fumble Returns: Number-Yds-TD	1-40-1	0-0-0
Miscellaneous Yards	0	0
Possession Time	36:03	23:57
1st Quarter	10:05	4:55
2nd Quarter	6:55	8:05
3rd Quarter	10:47	4:13
4th Quarter	8:16	6:44
Third-Down Conversions	8 of 13	4 of 10
Fourth-Down Conversions	2 of 2	4 of 4
Red-Zone Scores-Chances	4-5	3-4
Sacks By: Number-Yards	1-10	1-5
PAT Kicks	6-6	4-4
Field Goals	0-0	1-2

RUSHING			
Georgia Tech	Att	Yds	TD
Dwyer	16	83	1
Nesbitt	23	53	0
S. Hill	1	24	1
Peeples	3	19	0
Wright	2	14	0
A. Allen	3	10	1
Jones	3	8	0
Lyons	2	4	0
MSU			
Att	Yds	TD	
Dixon	18	106	0
Elliott	5	27	0
Lee	6	22	0
Ducre	4	18	1
Relf	3	16	0
Cameron	1	10	0
Bumphis	1	10	1

PASSING			
Georgia Tech	A-C	Yds	TD Int
Nesbitt	11-14	266	1 0
MSU			
A-C	Yds	TD	Int
Lee	20-30	278	1 1

RECEIVING			
Georgia Tech	Rec	Yds	TD
Thomas	8	174	1
S. Hill	1	53	0
A. Allen	1	20	0
Peeples	1	19	0
MSU			
Rec	Yds	TD	
Bumphis	6	123	1
Ducre	3	38	0
Green	3	25	0
Elliott	2	32	0
Berry	2	17	0
Cook	1	13	0
Stallworth	1	13	0
Wilder	1	9	0
Smith	1	8	0

GAME 6

#22/23 Georgia Tech **49**
Florida State **44**
 October 10, 2009 ■ Tallahassee, Fla.
 Doak Campbell Stadium ■ 76,292

Quarterback Josh Nesbitt ran for three touchdowns and threw for one more to lead the 22nd-ranked Yellow Jackets to a 49-44 win at Florida State.

Florida State wasted a spectacular performance by Christian Ponder, who completed 26 of 38 passes for a career best 359 yards and five touchdowns.

Nesbitt, who ran for a game-high 140 yards, also threw a 73-yard touchdown pass to Demaryius Thomas in the third quarter that tied the game at 35.

Diminutive Marcus Wright's 19-yard touchdown run put the Yellow Jackets ahead for good at 42-38 late in the third quarter and Nesbitt iced the outcome with a 22-yard scoring run with 6:29 left in the game three plays after he ripped an apparent fumble recovery away from Florida State's Nigel Carr.

Tailback Jonathan Dwyer also ran for two scores for the Yellow Jackets.

Score by Quarters	1	2	3	4	Score
Georgia Tech	14	14	14	7	49
Florida State	14	21	3	6	44

Team	Qtr	Time	Scoring play	Conversion	Plays	TOP	Score
FS	1st	11:10	Thomas 3 yd run	Hopkins kick	8-67	3:50	0-7
GT	1st	06:50	Nesbitt 1 yd run	Tanner kick	9-73	4:12	7-7
FS	1st	02:42	Reliford 11 yd pass from Ponder	Hopkins kick	9-79	4:00	7-14
GT	1st	02:07	Nesbitt 1 yd run	Tanner kick	2-61	0:28	14-14
FS	2nd	14:22	Goodman 23 yd pass from Ponder	Hopkins kick	8-88	2:39	14-21
GT	2nd	14:03	Dwyer 69 yd run	Tanner kick	1-69	0:12	21-21
FS	2nd	08:16	Fortson 17 yd pass from Ponder	Hopkins kick	10-77	5:33	21-28
GT	2nd	04:10	Dwyer 2 yd run	Tanner kick	8-44	4:05	28-28
FS	2nd	00:17	Thomas 3 yd pass from Ponder	Hopkins kick	10-71	3:48	28-35
GT	3rd	13:19	Thomas 73 yd pass from Nesbitt	Tanner kick	1-73	0:11	35-35
FS	3rd	12:02	Hopkins 40 yd field goal		5-54	1:11	35-38
GT	3rd	02:55	Wright 19 yd run	Tanner, kick	16-80	9:07	42-38
GT	4th	06:29	Nesbitt 22 yd run	Tanner, kick	2-25	0:54	49-38
FS	4th	04:14	Owens 13 yd pass from Ponder	Pass failed	7-41	2:04	49-44

	GT	FS
FIRST DOWNS	25	26
Rushing	19	10
Passing	4	16
Penalty	2	0
NET YARDS RUSHING	401	180
Rushing Attempts	57	30
Average Per Rush	7.0	6.0
Rushing Touchdowns	6	1
Yards Gained Rushing	412	201
Yards Lost Rushing	11	21
NET YARDS PASSING	131	359
Completions-Attempts-Int	4-8-0	26-36-0
Average Per Attempt	16.4	10.0
Average Per Completion	32.8	13.8
Passing Touchdowns	1	5
TOTAL OFFENSE YARDS	532	539
Total offense plays	65	66
Average Gain Per Play	8.2	8.2
Fumbles: Number-Lost	3-3	3-2
Penalties: Number-Yards	2-9	6-65
PUNTS-YARDS	0-0	1-46
Average Yards Per Punt	0.0	46.0
Net Yards Per Punt	0.0	46.0
Inside 20	0	1
50+ Yards	0	0
Touchbacks	0	0
Fair catch	0	1
KICKOFFS-YARDS	8-517	6-390
Average Yards Per Kickoff	64.6	65.0
Net Yards Per Kickoff	41.8	44.0
Touchbacks	0	2
Punt returns: Number-Yards-TD	0-0-0	0-0-0
Average Per Return	0.0	0.0
Kickoff returns: Number-Yds-TD	4-86-0	8-183-0
Average Per Return	21.5	22.9
Interceptions: Number-Yds-TD	0-0-0	0-0-0
Fumble Returns: Number-Yds-TD	0-0-0	1-0-0
Miscellaneous Yards	0	0
Possession Time	32:03	27:57
1st Quarter	4:55	10:05
2nd Quarter	4:42	10:18
3rd Quarter	10:51	4:09
4th Quarter	11:35	3:25
Third-Down Conversions	8 of 10	10 of 13
Fourth-Down Conversions	2 of 2	0 of 0
Red-Zone Scores-Chances	4-5	5-5
Sacks By: Number-Yards	2-14	0-0
PAT Kicks	7-7	5-5
Field Goals	0-0	1-2

RUSHING			
Georgia Tech	Att	Yds	TD
Nesbitt	27	140	3
Dwyer	14	102	2
A. Allen	4	81	0
Jones	5	29	0
Wright	2	26	1
Peeples	3	20	0
Lyons	1	4	0
FSU			
Att	Yds	TD	
Thomas	19	98	1
Thompson	1	49	0
Ponder	7	17	0
Pryor	3	16	0

PASSING			
Georgia Tech	C-A	Yds	TD Int
Nesbitt	4-8	131	1 0
FSU			
A-C	Yds	TD	Int
Ponder	26-36	359	5 0

RECEIVING			
Georgia Tech	Rec	Yds	TD
Thomas	2	84	1
Peeples	1	36	0
Dwyer	1	11	0
FSU			
Rec	Yds	TD	
Fortson	7	77	1
Easterling	5	104	0
Reed	4	47	0
Thomas	3	42	1
Givens	3	29	0
Reliford	2	24	1
Goodman	1	23	1
Owens	1	13	1

2009 Game Summaries

GAME 7

#19/20 Georgia Tech **28**
#4/4 Virginia Tech **23**
October 17, 2009 ■ Atlanta, Ga.
Bobby Dodd Stadium ■ 54,405

Josh Nesbitt rushed for 122 yards and three touchdowns – the last of them tiptoeing down the sideline to finish off the fourth-ranked Hokies with 3 minutes left – as No. 19 Georgia Tech ran to a 28-23 win that threw the Atlantic Coast Conference race up for grabs while perhaps finishing off the league's top contender in the national race.

Georgia Tech completed just one pass but ran for 309 yards out of its spread option offense – all but 37 of those yards coming in the second half.

Nesbitt made up for a fumble that gave Virginia Tech life by finishing off the clinching drive with his best run of the night.

On third-and-7 from the Hokies 39, the quarterback ran to his left, saw two defenders peel away to shadow potential pitch targets, turned up through a huge hole and managed to stay in bounds along the sideline, even when Dorian Porch gave him one last shove around the 5.

Nesbitt has run for six touchdowns over the last two weeks, also scoring three times in a 49-44 victory over Florida State. It was the fifth time this season the quarterback rushed for more than 90 yards.

Score by Quarters	1	2	3	4	Score
Virginia Tech	0	3	7	13	23
Georgia Tech	0	7	14	7	28

Team	Qtr	Time	Scoring play	Conversion	Plays	TOP	Score
VT	2nd	04:01	Waldron 34 yd field goal		9-56	4:27	3-0
GT	2nd	00:32	Nesbitt 1 yd run	Blair kick	7-72	3:22	3-7
GT	3rd	12:00	Nesbitt 1 yd run	Blair kick	6-60	3:00	3-14
VT	3rd	07:58	Williams 66 yd run	Waldron kick	1-66	0:11	10-14
GT	3rd	01:37	Wright 13 yd run	Blair kick	12-86	6:19	10-21
VT	4th	04:52	Taylor 22 yd run	Pass failed	6-77	2:27	16-21
GT	4th	03:00	Nesbitt 39 yd run	Blair kick	7-75	1:45	16-28
VT	4th	01:48	Williams 7 yd pass from Taylor	Waldron kick	5-61	1:08	23-28

	VT	GT
FIRST DOWNS	13	19
Rushing	6	17
Passing	7	1
Penalty	0	1
NET YARDS RUSHING	175	309
Rushing Attempts	31	63
Average Per Rush	5.6	4.9
Rushing Touchdowns	2	4
Yards Gained Rushing	197	344
Yards Lost Rushing	22	35
NET YARDS PASSING	159	51
Completions-Attempts-Int	10-14-2	1-7-1
Average Per Attempt	11.4	7.3
Average Per Completion	15.9	51.0
Passing Touchdowns	1	0
TOTAL OFFENSE YARDS	334	360
Total offense plays	45	70
Average Gain Per Play	7.4	5.1
Fumbles: Number-Lost	0-0	3-1
Penalties: Number-Yards	4-26	6-33
PUNTS-YARDS	4-140	4-138
Average Yards Per Punt	35.0	34.5
Net Yards Per Punt	27.0	35.2
Inside 20	1	1
50+ Yards	0	0
Touchbacks	1	0
Fair catch	2	1
KICKOFFS-YARDS	4-235	5-270
Average Yards Per Kickoff	58.8	54.0
Net Yards Per Kickoff	47.0	24.6
Touchbacks	0	0
Punt returns: Number-Yards-TD	1-3-0	1-12-0
Average Per Return	-3.0	12.0
Kickoff returns: Number-Yds-TD	5-147-0	3-47-0
Average Per Return	29.4	15.7
Interceptions: Number-Yds-TD	1-0-0	2-0-0
Fumble Returns: Number-Yds-TD	1-3-0	0-0-0
Miscellaneous Yards	0	0
Possession Time	21:38	38:22
1st Quarter	5:48	9:12
2nd Quarter	8:18	6:42
3rd Quarter	3:46	11:14
4th Quarter	3:46	11:14
Third-Down Conversions	2 of 8	8 of 15
Fourth-Down Conversions	0 of 1	1 of 1
Red-Zone Scores-Chances	2-3	3-4
Sacks By: Number-Yards	1-11	2-17
PAT Kicks	2-2	4-4
Field Goals	1-1	0-0

RUSHING			
Georgia Tech	Att	Yds	TD
Nesbitt	23	122	30
Dwyer	20	82	0
A. Allen	6	59	0
Wright	3	23	1
Hill	1	14	0
Jones	2	7	0
Lyons	2	6	0
VT	Att	Yds	TD
Williams	14	100	1
Taylor	13	63	1
Oglesby	3	8	0
Wilson	1	4	0

PASSING				
Georgia Tech	C-A	Yds	TD	Int
Nesbitt	1-7	51	0	1
VT	C-A	Yds	TD	Int
Taylor	10-14	159	1	2

RECEIVING			
Georgia Tech	Rec	Yds	TD
Thomas	1	51	0
VT	Rec	Yds	TD
Roberts	3	66	0
Coale	2	47	0
Williams	2	22	1
Boykins	2	12	0
Boone	1	12	0

GAME 8

#11/13 Georgia Tech **34**
Virginia **9**
October 24, 2009 ■ Charlottesville, Va.
Scott Stadium ■ 43,016

An 18-play, 82-yard, 10-minute and 47-seconds drive to open the third quarter helped No. 11/13 Georgia Tech beat Virginia, 34-9, and take over sole possession of first place in the ACC's Coastal Division.

The drive was Tech's longest, in terms of time elapsed, in at least 21 years.

The Yellow Jackets ran through a downpour Saturday, piling up 362 yards rushing and holding the ball more than 42 minutes.

With an option attack already ranked second in the nation in rushing yards entering the game, Georgia Tech put on a ball control clinic on each of its four touchdown drives: a 10-play, 60-yard march in the second quarter; the 10:47 marathon in the third; an 11-play, 66-yard put-the-game-away possession in the fourth; and a didn't-really-matter 10-play, 71-yard finisher near the very end. Quarterback Josh Nesbitt threw only two passes on those four drives.

Georgia Tech broke an eight-game Charlottesville losing streak, winning at Virginia for the first time since 1990, the year the Yellow Jackets claimed a share of the national title.

Score by Quarters	1	2	3	4	Score
Georgia Tech	3	10	7	14	34
Virginia	3	3	0	3	9

Team	Qtr	Time	Scoring play	Conversion	Plays	TOP	Score
GT	1st	08:14	Blair 24 yd field goal		4-4	1:47	3-0
VA	1st	02:12	Randolph 49 yd field goal		5-12	2:13	3-3
VA	2nd	14:51	Randolph 19 yd field goal		5-23	1:24	3-6
GT	2nd	09:34	Nesbitt 1 yd run	Blair kick	10-60	5:17	10-6
GT	2nd	00:00	Blair 23 yd field goal		8-74	3:20	13-6
GT	3rd	04:13	Allen 1 yd run	Blair kick	18-82	10:47	20-6
VA	4th	14:51	Randolph 30 yd field goal		11-56	4:22	20-9
GT	4th	09:37	Allen 20 yd run	Blair kick	11-66	5:14	27-9
GT	4th	03:04	Nesbitt 2 yd run	Blair kick	10-71	5:12	34-9

	GT	VA
FIRST DOWNS	20	11
Rushing	17	1
Passing	2	9
Penalty	1	1
NET YARDS RUSHING	362	30
Rushing Attempts	71	12
Average Per Rush	5.1	2.5
Rushing Touchdowns	4	0
Yards Gained Rushing	369	44
Yards Lost Rushing	7	14
NET YARDS PASSING	85	168
Completions-Attempts-Int	4-8-0	18-32-0
Average Per Attempt	10.6	5.2
Average Per Completion	21.2	9.3
Passing Touchdowns	0	0
TOTAL OFFENSE YARDS	447	198
Total offense plays	79	44
Average Gain Per Play	5.7	4.5
Fumbles: Number-Lost	3-1	1-1
Penalties: Number-Yards	8-70	4-40
PUNTS-YARDS	2-84	4-152
Average Yards Per Punt	42.0	38.0
Net Yards Per Punt	38.0	38.0
Inside 20	1	1
50+ Yards	1	0
Touchbacks	0	0
Fair catch	0	1
KICKOFFS-YARDS	6-329	4-255
Average Yards Per Kickoff	54.8	63.8
Net Yards Per Kickoff	40.3	49.2
Touchbacks	0	1
Punt returns: Number-Yards-TD	2-0-0	2-8-0
Average Per Return	0.0	4.0
Kickoff returns: Number-Yds-TD	2-38-0	6-87-0
Average Per Return	19.0	14.5
Interceptions: Number-Yds-TD	0-0-0	0-0-0
Fumble Returns: Number-Yds-TD	0-0-0	0-0-0
Miscellaneous Yards	0	0
Possession Time	42:43	17:17
1st Quarter	9:02	5:58
2nd Quarter	10:53	4:07
3rd Quarter	10:47	4:13
4th Quarter	12:01	2:59
Third-Down Conversions	8 of 17	2 of 11
Fourth-Down Conversions	1 of 2	0 of 1
Red-Zone Scores-Chances	6-6	2-3
Sacks By: Number-Yards	2-10	0-0
PAT Kicks	4-4	0-0
Field Goals	2-2	3-4

RUSHING			
Georgia Tech	Att	Yds	TD
Dwyer	25	125	0
A. Allen	11	103	2
Nesbitt	21	82	2
Lyons	6	34	0
Wright	1	10	0
Barnes	1	3	0
Peeples	2	2	0
Watson	2	2	0
Shaw	1	2	0
UVA	Att	Yds	TD
Sewell	6	26	0
Simpson	6	4	0
Jackson	1	0	0

PASSING				
Georgia Tech	C-A	Yds	TD	Int
Nesbitt	4-8	85	0	0
UVA	C-A	Yds	TD	Int
Sewell	18-32	168	0	0

RECEIVING			
Georgia Tech	Rec	Yds	TD
Thomas	3	76	0
Melton	1	9	0
UVA	Rec	Yds	TD
Hall	5	51	0
Simpson	4	30	0
Green	2	20	0
Phillips	2	20	0
Burd	2	16	0
Smith	1	23	0
Brown	1	5	0
Torchia	1	3	0

2009 Game Summaries

GAME 9

#11/11 Georgia Tech **56**
Vanderbilt **31**
 October 31, 2009 ■ Nashville, Tenn.
 Vanderbilt Stadium ■ 30,262

Josh Nesbitt ran for two touchdowns and threw for two scores, Jonathan Dwyer ran for a career-high 186 yards rushing with three TDs, and No. 11 Georgia Tech rallied to beat Vanderbilt 56-31.

The Yellow Jackets rolled up a season-high 597 yards total offense against a Vanderbilt defense that was ranked 34th nationally, giving up 320 yards per game. They wore Vanderbilt out, holding the ball for nearly 40 minutes and rolling up 404 yards rushing.

Dwyer had 22 carries and matched his career-best in touchdowns. He helped the Yellow Jackets pull away. He scored his second and third TDs on a pair of 3-yard runs 40 seconds apart at the end of the third quarter to put Tech up 42-31. His third TD was set up by Georgia Tech's second recovered fumble.

Score by Quarters	1	2	3	4	Score
Georgia Tech	7	21	14	14	56
Vanderbilt	14	14	3	0	31

Team	Qtr	Time	Scoring play	Conversion	Plays	TOP	Score
GT	1st	11:49	Nesbitt 4 yd run	Blair kick	6-60	3:11	7-0
VU	1st	08:52	Norman 11 yd pass from Smith	Fowler kick	8-71	2:57	7-7
VU	1st	02:23	Stacy 3 yd run	Fowler kick	7-88	2:28	7-14
GT	2nd	12:07	Nesbitt 1 yd run	Blair kick	12-69	5:16	14-14
GT	2nd	08:06	Thomas 35 yd pass from Nesbitt	Blair kick	6-89	2:37	21-14
GT	2nd	05:55	Dwyer 13 yd run	Blair kick	2-22	0:42	28-14
VU	2nd	05:45	Norman 80 yd kickoff return	Fowler kick			28-21
VU	2nd	03:15	Stacy 62 yd run	Fowler kick	3-79	0:47	28-28
VU	3rd	10:35	Fowler 23 yd field goal		12-81	4:25	28-31
GT	3rd	00:54	Dwyer 3 yd run	Blair kick	10-40	5:32	35-31
GT	3rd	00:14	Dwyer 3 yd run	Blair kick	2-19	0:25	42-31
GT	4th	12:25	Peeples 87 yd pass from Nesbitt	Blair kick	1-87	0:13	49-31
GT	4th	09:43	Jones 15 yd run	Blair kick	5-38	2:42	56-31

	GT	VU
FIRST DOWNS	28	15
Rushing	22	7
Passing	5	8
Penalty	1	0
NET YARDS RUSHING	404	218
Rushing Attempts	69	29
Average Per Rush	5.9	7.5
Rushing Touchdowns	6	2
Yards Gained Rushing	412	229
Yards Lost Rushing	8	11
NET YARDS PASSING	193	179
Completions-Attempts-Int	6-13-0	4-12-4-0
Average Per Attempt	14.8	7.5
Average Per Completion	32.2	12.8
Passing Touchdowns	2	1
TOTAL OFFENSE YARDS	597	397
Total offense plays	82	53
Average Gain Per Play	7.3	7.5
Fumbles: Number-Lost	1-1	4-3
Penalties: Number-Yards	1-9	8-67
PUNTS-YARDS	3-97	4-156
Average Yards Per Punt	32.3	39.0
Net Yards Per Punt	32.0	39.8
Inside 20	1	2
50+ Yards	0	0
Touchbacks	0	0
Fair catch	1	1
KICKOFFS-YARDS	9-501	6-355
Average Yards Per Kickoff	55.7	59.2
Net Yards Per Kickoff	33.2	39.8
Touchbacks	0	0
Punt returns: Number-Yards-TD	2-3-0	1-1-0
Average Per Return	1.5	1.0
Kickoff returns: Number-Yards-TD	6-116-0	9-202-1
Average Per Return	19.3	22.4
Interceptions: Number-Yards-TD	0-0-0	0-0-0
Fumble Returns: Number-Yards-TD	0-0-0	0-0-0
Miscellaneous Yards	0	0
Possession Time	39:45	20:15
1st Quarter	9:35	5:25
2nd Quarter	10:48	4:12
3rd Quarter	8:49	6:11
4th Quarter	10:33	4:27
Third-Down Conversions	12 of 17	6 of 11
Fourth-Down Conversions	1 of 1	0 of 0
Red-Zone Scores-Chances	6-7	3-3
Sacks By: Number-Yards	0-0	0-0
PAT Kicks	8-8	4-4
Field Goals	0-0	1-1

	GT	VU		
RUSHING				
Georgia Tech	Att	Yds	TD	
Dwyer	22	186	3	
Jones	9	80	1	
Nesbitt	16	56	2	
Shaw	4	22	0	
Smith	3	20	0	
Peeples	3	18	0	
Wright	4	11	0	
Lyons	3	7	0	
Malone	1	5	0	
Watson	1	2	0	
Allen	1	0	0	
Vandy	Att	Yds	TD	
Stacy	8	75	2	
Norman	11	60	0	
Smith	1	35	0	
Graham	2	21	0	
Reeves	1	10	0	
Cole	1	9	0	
Umoh	1	6	0	
Adams	3	3	0	
PASSING				
Georgia Tech	C-A	Yds	TD	Int
Nesbitt	6-13	193	2	0
Vandy	C-A	Yds	TD	Int
Adams	12-22	152	0	0
Smith	2-2	27	1	0
RECEIVING				
Georgia Tech	Rec	Yds	TD	
Thomas	4	76	1	
Peeples	2	117	1	
Vandy	Rec	Yds	TD	
Barden	3	31	0	
Washington	3	24	0	
Norman	3	22	1	
Umoh	2	53	0	
Stacy	2	41	0	
Cole	1	8	0	

GAME 10

#10/11 Georgia Tech **30**
Wake Forest **(ot) 27**
 November 7, 2009 ■ Atlanta, Ga.
 Bobby Dodd Stadium ■ 51,415

No. 10 Georgia Tech pulled off a gutsy play on fourth down after failing four times during regulation, and Josh Nesbitt ended it with a 3-yard touchdown run that pushed the Yellow Jackets to the cusp of the ACC championship game with a 30-27 victory over Wake Forest.

Jonathan Dwyer rushed for a career-best 189 yards and went over 1,000 yards for the season, but it was Nesbitt and the guys on the defensive side who bailed out the Yellow Jackets at the end.

After stifling Wake Forest on the first possession of OT, forcing a field goal, Georgia Tech drove to the 5 where it faced fourth-and-less-than-a-yard.

Instead of sending on Scott Blair for a chip-shot field goal to extend the game, Johnson decided to go for the win right there. Nesbitt lowered his head and powered up the middle for a 2-yard gain. He scored on the very next play, bouncing off right tackle to go in standing before he flipped the ball high in the air and raised both arms in triumph. The entire team poured onto the field to celebrate.

Score by Quarters	1	2	3	4	OT	Score
Wake Forest	0	17	0	7	3	27
Georgia Tech	10	0	7	7	6	30

Team	Qtr	Time	Scoring play	Conversion	Plays	TOP	Score
GT	1st	10:52	Blair 45 yd field goal		10-50	4:02	0-3
GT	1st	05:50	Lyons 31 yd run	Blair kick	8-85	3:14	0-10
WF	2nd	14:05	Harris 1 yd run	Newman kick	13-82	6:37	7-10
WF	2nd	08:03	Brown 20 yd pass from Skinner	Newman kick	8-69	3:30	14-10
GT	2nd	02:30	Newman 35 yd field goal		9-44	2:22	17-10
WF	3rd	13:10	Dwyer 59 yd run	Blair kick	1-59	0:10	17-17
GT	4th	08:19	Nesbitt 12 yd run	Blair kick	11-80	4:55	17-24
WF	4th	04:27	Brown 11 yd pass from Skinner	Newman kick	7-74	3:44	24-24
WF	OT	15:00	Newman 34 yd field goal		4-8	0:00	27-24
GT	OT	15:00	Nesbitt 3 yd run		6-25	0:00	27-30

	WF	GT
FIRST DOWNS	17	24
Rushing	11	19
Passing	12	3
Penalty	4	2
NET YARDS RUSHING	28	412
Rushing Attempts	25	62
Average Per Rush	1.1	6.6
Rushing Touchdowns	1	4
Yards Gained Rushing	64	442
Yards Lost Rushing	36	30
NET YARDS PASSING	263	51
Completions-Attempts-Int	26-40-0	4-14-1
Average Per Attempt	6.6	3.6
Average Per Completion	10.1	12.8
Passing Touchdowns	2	0
TOTAL OFFENSE YARDS	291	463
Total offense plays	65	76
Average Gain Per Play	4.5	6.1
Fumbles: Number-Lost	0-0	1-0
Penalties: Number-Yards	4-35	7-78
PUNTS-YARDS	7-323	1-37
Average Yards Per Punt	46.1	37.0
Net Yards Per Punt	38.7	37.0
Inside 20	4	0
50+ Yards	2	0
Touchbacks	1	0
Fair catch	1	0
KICKOFFS-YARDS	5-333	5-327
Average Yards Per Kickoff	66.6	65.4
Net Yards Per Kickoff	45.8	46.2
Touchbacks	2	0
Punt returns: Number-Yards-TD	0-0-0	3-32-0
Average Per Return	0.0	10.7
Kickoff returns: Number-Yards-TD	5-96-0	3-64-0
Average Per Return	19.2	21.3
Interceptions: Number-Yards-TD	1-28-0	0-0-0
Fumble Returns: Number-Yards-TD	0-0-0	0-0-0
Possession Time	29:02	30:58
1st Quarter	7:38	7:22
2nd Quarter	8:35	6:25
3rd Quarter	6:24	8:36
4th Quarter	6:25	8:35
OT Quarter	0:00	0:00
Third-Down Conversions	6 of 16	6 of 15
Fourth-Down Conversions	0 of 0	1 of 5
Red-Zone Scores-Chances	5-5	2-2
Sacks By: Number-Yards	2-18	4-26
PAT Kicks	3-3	3-3
Field Goals	2-2	1-1

	WF	GT		
RUSHING				
Georgia Tech	Att	Yds	TD	
Dwyer	23	189	1	
Jones	8	58	0	
Nesbitt	21	54	2	
Allen	3	43	0	
Lyons	4	41	1	
Hill	1	21	0	
Wright	1	7	0	
Peeples	1	1	0	
Wake	Att	Yds	TD	
Pendergrass	11	30	0	
Adams	5	12	0	
Brown	1	2	0	
Harris	2	1	1	
Skinner	6	17	0	
PASSING				
Georgia Tech	C-A	Yds	TD	Int
Nesbitt	4-14	51	0	1
Wake	C-A	Yds	TD	Int
Skinner	26-40	263	2	0
RECEIVING				
Georgia Tech	Rec	Yds	TD	
Thomas	3	38	0	
Melton	1	13	0	
Wake	Rec	Yds	TD	
Williams	8	111	0	
Brown	7	62	2	
Givens	4	52	0	
Rinfrette	2	27	0	
Adams	2	8	0	
Harris	1	3	0	
Pendergrass	1	2	0	
Skinner	1	2	0	

2009 Game Summaries

GAME 11

**#7/7 Georgia Tech
Duke 49
10**
November 14, 2009 ■ Durham, N.C.
Wallace Wade Stadium ■ 25,899

Georgia Tech clinched the Coastal Division and a spot in the league championship by routing Duke 49-10 behind 110 yards rushing and two touchdowns from Jonathan Dwyer and another big day from Josh Nesbitt.

Orwin Smith's 83-yard kickoff return sparked slow-starting Georgia Tech. Duke's Jordan Byas tracked him down from behind at the 2, but none of the Yellow Jackets' pursuers can catch them in the standings.

Nesbitt accounted for three scores, finishing 6 of 10 for 195 yards with touchdown passes covering 32 yards to Stephen Hill and 75 yards to Demaryius Thomas and a 2-yard scoring run. Dwyer, the reigning ACC player of the year, had TD runs of 3 and 13 yards in his fourth consecutive 100-yard game.

Georgia Tech scored on five of six possessions to break open the game, out-gained Duke 519-281, rolled up 306 yards rushing and won its eighth straight while sewing up the Coastal for the second time in four years.

Duke's Thaddeus Lewis was 22 for 35 for 212 yards passing.

Score by Quarters	1	2	3	4	Score
Score by Quarters	.1	.2	.3	.4	Score
Georgia Tech	.7	.21	.14	.7	49
Duke	.10	.0	.0	.0	10

Team	Qtr	Time	Scoring play	Conversion	Plays	TOP	Score
DU	1st	10:47	Boyette 18 yd pass from Lewis	Snyderwine kick-9-73	4:13	4:13	0-7
DU	1st	01:30	Snyderwine 31 yd field goal		4-0	2:00	0-10
GT	1st	01:12	Nesbitt 2 yd run	Blair kick	1-2	0:03	7-10
GT	2nd	11:22	Wright 16 yd run	Blair kick	10-86	3:42	14-10
GT	2nd	05:50	Dwyer 3 yd run	Blair kick	7-66	3:28	21-10
GT	2nd	00:32	Hill 32 yd pass from Nesbitt	Blair kick	4-46	0:26	28-10
GT	3rd	12:36	Dwyer 12 yd run	Blair kick	5-71	2:18	35-10
GT	3rd	02:43	Thomas 75 yd pass from Nesbitt	Blair kick	4-89	1:58	42-10
GT	4th	04:48	Watson 7 yd run	Blair kick	7-61	3:20	49-10

	GT	DU
FIRST DOWNS	.22	.15
Rushing	.16	.3
Passing	.6	.12
Penalty	.0	.0
NET YARDS RUSHING	.306	.25
Rushing Attempts	.52	.24
Average Per Rush	.59	1.0
Rushing Touchdowns	.5	.0
Yards Gained Rushing	.337	.72
Yards Lost Rushing	.31	.47
NET YARDS PASSING	.213	.256
Completions-Attempts-Int	.7-11-0	.27-41-1
Average Per Attempt	.19.4	.6.2
Average Per Completion	.30.4	.9.5
Passing Touchdowns	.2	.1
TOTAL OFFENSE YARDS	.519	.281
Total offense plays	.63	.65
Average Gain Per Play	.8.2	.4.3
Fumbles: Number-Lost	.5-1	.1-0
Penalties: Number-Yards	.5-48	.4-38
PUNTS-YARDS	.3-155	.7-260
Average Yards Per Punt	.51.7	.37.1
Net Yards Per Punt	.43.7	.30.9
Inside 20	.0	.2
50+ Yards	.1	.0
Touchbacks	.1	.0
Fair catch	.1	.2
KICKOFFS-YARDS	.8-493	.3-184
Average Yards Per Kickoff	.61.6	.61.3
Net Yards Per Kickoff	.40.4	.15.0
Touchbacks	.0	.0
Punt returns: Number-Yards-TD	.4-44-0	.1-4-0
Average Per Return	.11.0	.4.0
Kickoff returns: Number-Yds-TD	.3-139-0	.8-170-0
Average Per Return	.46.3	.21.2
Interceptions: Number-Yds-TD	.1-3-0	.0-0-0
Fumble Returns: Number-Yds-TD	.0-0-0	.0-0-0
Miscellaneous Yards	.5	.0
Possession Time	.29:18	.30:42
1st Quarter	.5:43	.9:17
2nd Quarter	.9:15	.5:45
3rd Quarter	.5:52	.9:08
4th Quarter	.8:28	.6:32
Third-Down Conversions	.5 of 10	.5 of 15
Fourth-Down Conversions	.1 of 2	.0 of 0
Red-Zone Scores-Chances	.5-6	.2-2
Sacks By: Number-Yards	.4-35	.1-6
PAT Kicks	.7-7	.1-1
Field Goals	.0-0	.1-2

RUSHING				
Georgia Tech	Att	Yds	TD	
Dwyer	14	110	2	
Peeples	5	48	0	
Wright	5	50	1	
Allen	5	37	0	
Nesbitt	9	30	1	
Shaw	2	10	0	
Jones	2	10	0	
Watson	2	8	1	
Lyons	2	6	0	
Duke				
Att	Yds	TD		
Scott	6	20	0	
Kurunwune	6	18	0	
Boyette	3	17	0	
Hollingsworth	2	9	0	
Lewis	4	-12	0	
Renfree	2	-20	0	
PASSING				
Georgia Tech	C-A	Yds	TD	Int
Nesbitt	6-10	195	2	0
Shaw	1-1	18	0	0
Duke				
C-A	Yds	TD	Int	
Lewis	22-35	212	1	1
Renfree	5-6	44	0	0
RECEIVING				
Georgia Tech	Rec	Yds	TD	
Thomas	2	89	1	
Hill	2	38	1	
Peeples	1	37	0	
Allen	1	31	0	
McKayhan	1	18	0	
Duke				
Rec	Yds	TD		
Boyette	6	65	1	
Scott	5	45	0	
Vernon	3	18	0	
Huffman	3	16	0	
Varner	2	34	0	
Kelly	2	23	0	
King	1	29	0	
Williams	1	9	0	
Trezvant	1	8	0	
Bell	1	5	0	
Parker	1	5	0	
Hollingsworth	1	-1	0	

GAME 12

**#7/7 Georgia Tech
Georgia**
November 28, 2009 ■ Atlanta, Ga.
Bobby Dodd Stadium ■ xxxxxx