



2017 GEORGIA TECH FOOTBALL

4 NATIONAL CHAMPIONSHIPS • 15 CONFERENCE CHAMPIONSHIPS • 44 BOWL APPEARANCES • 25 BOWL VICTORIES

GEORGIA TECH (4-2, 3-1 ACC) AT NO. 7 CLEMSON (6-1, 4-1 ACC)

SATURDAY, OCTOBER 28, 2017 • 8 P.M. ET • CLEMSON, S.C. • MEMORIAL STADIUM (81,500)

MATCHUP AT A GLANCE



GEORGIA TECH	vs.	CLEMSON
4-2 (3-1 ACC).....	Record	6-1 (4-1 ACC)
Atlanta, Ga.	Location	Clemson, S.C.
1885.....	Founded	1889
25,000.....	Enrollment	23,406
Yellow Jackets, Ramblin' Wreck.....	Nickname	Tigers
Old Gold and White.....	Colors	Clemson Orange and Regalia
Atlantic Coast (Coastal Division).....	Conference	Atlantic Coast (Atlantic Division)
Bobby Dodd Stadium at Historic Grant Field (55,000).....	Stadium (Capacity)	Memorial Stadium (81,500)
Paul Johnson.....	Head Coach	Dabo Swinney
74-50 (10th season).....	Head Coach's Record at School	95-29 (10th season)
181-89 (21st season).....	Head Coach's Overall Record	Same
RV (AP)/RV (Coaches).....	National Ranking	No. 7 (AP)/No. 7 (Coaches)
Spread Option.....	Basic Offense	Multiple
34.7 (4th/34th).....	Points Per Game (Conference/National Rank)	33.4 (5th/38th)
372.8 (1st/2nd).....	Rushing Yards Per Game (Conference/National Rank)	219.6 (2nd/25th)
76.0 (14th/128th).....	Passing Yards Per Game (Conference/National Rank)	229.4 (7th/62nd)
448.8 (7th/43rd).....	Total Yards Per Game (Conference/National Rank)	449.0 (6th/41st)
Multiple.....	Basic Defense	4-3
20.8 (6th/35th).....	Points Allowed Per Game (Conference/National Rank)	13.6 (2nd/7th)
116.8 (4th/20th).....	Rushing Yards Allowed Per Game (Conference/National Rank)	107.9 (2nd/13th)
197.0 (6th/38th).....	Passing Yards Allowed Per Game (Conference/National Rank)	181.6 (2nd/22nd)
313.8 (3rd/20th).....	Total Yards Allowed Per Game (Conference/National Rank)	289.4 (1st/10th)
W, 38-24 vs. Wake Forest (Oct. 21).....	Last Game	L, 27-24 at Syracuse (Oct. 13)

TOP STORYLINES

- Georgia Tech (4-2, 3-1 ACC) visits longtime rival and defending national champion Clemson (6-1, 4-1 ACC) for a pivotal Atlantic Coast Conference matchup on Saturday evening at Memorial Stadium in Clemson, S.C.
- On the heels of a 38-24 victory over Wake Forest last Saturday, Georgia Tech has won four of its last five games and stands alone in second place in the ACC Coastal Division standings, a game behind No. 8 Miami (6-0, 4-0 ACC) and a half-game ahead of No. 13 Virginia Tech (6-1, 2-1 ACC) and Virginia (5-2, 2-1 ACC).
- Clemson is coming off an open week, which proceeded its first defeat of the season, a 27-24 loss at Syracuse on Oct. 13.
- Georgia Tech and Clemson are playing for the 83rd time in a series that dates back to 1898. The teams have squared off every year since the Yellow Jackets officially joined the ACC in 1983.
- The Jackets officially own a commanding 50-29-2 advantage in the all-time series with Clemson. CU has won four of the last five matchups but Tech has won 5-of-10* games against Clemson under head coach **Paul Johnson** (* includes 39-34 win in 2009 ACC Championship Game, which was later vacated due to NCAA rules violations - Johnson's official record vs. Clemson is 4-5).
- Georgia Tech quarterback **TaQuon Marshall** ran for two touchdowns in last Saturday's win over Wake Forest and has 11 rushing touchdowns in six games this season. He is already just the third quarterback in school history to rush for double-digit touchdowns in a single season, joining Tevin Washington (2011, 2012) and Joshua Nesbitt (2009, 2010).

SERIES HISTORY

Series Record (Streak):..... Georgia Tech leads 50-29-2 (Clemson; W2)
at Georgia Tech:..... Georgia Tech leads 44-14-2 (Clemson; W1)
at Clemson:..... Clemson leads 13-6 (Clemson; W4)
Neutral Sites:..... Clemson leads 2-0 (Clemson; W2)
Last Meeting:.....No. 5/3 Clemson 26, Georgia Tech 7 (Sept. 22, 2016 - Atlanta, Ga.)

TALE OF THE TAPE

Average heights and weights of players listed on the depth chart for each team:

Georgia Tech	CLEMSON
6-4, 292.....	Offensive Line/Tight Ends6-3, 300
6-0, 198.....	Offensive Backs (QB and RB)6-0, 212
6-3, 206.....	Receivers6-1, 195
6-3, 271.....	Defensive Line6-4, 283
6-0, 222.....	Linebackers6-1, 231
6-0, 196.....	Defensive Backs6-0, 194

TOP PERFORMERS AT A GLANCE

PASSING	COMP.	ATT.	INT.	YDS.	TD
<u>Georgia Tech</u>					
TaQuon Marshall	27	51	0	456	5
<u>Clemson</u>					
Kelly Bryant	119	176	4	1375	4
RUSHING	ATT.	YDS.	AVG.	TD	
<u>Georgia Tech</u>					
TaQuon Marshall	144	704	4.9	11	
<u>Clemson</u>					
Travis Etienne	51	446	8.7	6	
RECEIVING	NO.	YDS.	AVG.	TD	
<u>Georgia Tech</u>					
Ricky Jeune	15	267	17.8	3	
<u>Clemson</u>					
Hunter Renfrow	34	346	10.2	0	
TACKLES	UT	AT	TT	TFL	SACK
<u>Georgia Tech</u>					
Victor Alexander	23	4	27	1.0-9	1.0-9
<u>Clemson</u>					
Kendall Joseph	19	38	57	3.5-7	0.5-2

2017 GEORGIA TECH SCHEDULE/RESULTS

• Overall: **4-2** | ACC: **3-1** | Place: **2nd**
 • Home: **4-0** | Away: **0-1** | Neutral: **0-1** | Streak: **W1**

<i>Date</i>	<i>Opponent</i>	<i>Time/Result</i>	<i>TV</i>
Sept. 4	vs. No. 25/24 Tennessee^	L, 42-41 ⁽²⁰¹⁷⁾	ESPN
Sept. 9	JACKSONVILLE STATE	W, 37-10	RSN
Sept. 16	at UCF	Canceled	ESPNNEWS
Sept. 23	PITTSBURGH*	W, 35-17	ACCN
Sept. 30	NORTH CAROLINA*	W, 33-7	ESPN2
Oct. 14	at No. 11/10 Miami (Fla.)*	L, 25-24	ABC
Oct. 21	WAKE FOREST*	W, 38-24	ESPNU
Oct. 28	at No. 7 Clemson*	8 p.m.	ABC/ESPN2
Nov. 4	at Virginia*	3 p.m.	RSN
Nov. 11	No. 13 VIRGINIA TECH*	TBA	TBA
Nov. 18	at Duke*	TBA	TBA
Nov. 25	No. 3/3 GEORGIA	TBA	TBA

All times Eastern; Home games in **BOLD CAPS**

* ACC game; ^ Chick-fil-A Kickoff Game (Mercedes-Benz Stadium)

Ranks for past/current games = AP/Coaches ranks at time of game

Ranks for future games = current AP/Coaches rank

ON THE AIR

- TV:** ABC/ESPN2
- Play-by-Play**..... Chris Fowler
 - Analyst**..... Kirk Herbstreit
 - Sideline Reporter**..... Maria Taylor
 - In Atlanta: ABC (WSB-TV - Ch. 2)
 - Online: WatchESPN.com

RADIO: Georgia Tech IMG Sports Network

- Play-by-Play**..... Andy Demetra
- Analyst**..... Sean Bedford
- Sideline Reporter**..... Wiley Ballard
- In Atlanta: 680/93.7 The Fan
- Across Georgia: Visit RamblinWreck.com for 31-station affiliate list
- Satellite: Sirius 84 / XM 84
- Online: RamblinWreck.com
- Mobile App: GT Gameday
- Tuneln: buzz.gt/LiveTuneln

GEORGIA TECH'S LAST GAME

vs. Wake Forest	W, 38-24
Date	Oct. 21, 2017
Location	Atlanta, Ga. (Bobby Dodd Stadium)
Total Offense	495
Rushing	427
Passing	68
Turnovers	0
Total Defense	362
Rushing	110
Passing	252
Takeaways	1
Passing Leader	
TaQuon Marshall.....	5-11-0, 68 yds.
Rushing Leaders	
TaQuon Marshall.....	23 att., 163 yds., 2 TD
KirVonte Benson.....	26 att., 136 yds., 1 TD
Receiving Leaders	
Ricky Jeune.....	3 rec., 44 yds.
J.J. Green.....	1 rec., 17 yds.
Defensive Leaders	
Victor Alexander.....	6 tackles, 1.0 TFL, 1.0 sack
Brentavious Glanton.....	6 tackles, 1.0 TFL
Corey Griffin.....	4 tackles, INT
Step Durham.....	5 tackles, 2 pass breakups

GEORGIA TECH MEDIA AVAILABILITY

MON 23	TUE 24	WED 25	THU 26	FRI 27	SAT 28	SUN 29
<p>4:15 p.m. - First three periods of practice open to photographers/videographers (Rose Bowl Field)</p> <p>Approx. 5:15 p.m. - Head coach Paul Johnson and 3-4 defensive student-athletes (Bobby Dodd Stadium — Gate 6 Lobby, adjacent to Callaway Plaza)</p>	<p>11:30 a.m. - Head coach Paul Johnson weekly press conference (Edge/Rice Center — Goldsmith Conference Room)</p> <p>3:45 p.m. - First three periods of practice open to photographers/videographers (Rose Bowl Field)</p> <p>Approx. 5:45 p.m. - 3-4 offensive student-athletes (Bobby Dodd Stadium — Gate 6 Lobby, adjacent to Callaway Plaza)</p>	<p>11:30 a.m. - Head coach Paul Johnson on ACC Media Teleconference</p> <p>3:45 p.m. - First three periods of practice open to photographers/videographers (Rose Bowl Field)</p> <p>Approx. 5:45 p.m. - Head coach Paul Johnson (Bobby Dodd Stadium — Gate 6 Lobby, adjacent to Callaway Plaza)</p>	<p>NO AVAILABILITY</p>	<p>NO AVAILABILITY</p>	<p>Postgame press conference - Head coach Paul Johnson and selected student-athletes (location TBA)</p>	<p>NO AVAILABILITY</p>

GEORGIA TECH ATHLETICS COMMUNICATIONS & PUBLIC RELATIONS

- Assistant A.D./Communications & P.R. (Primary Football Contact):** Mike Flynn
Office: (404) 894-5445 • **Mobile:** (828) 964-6406
Email: mflynn@athletics.gatech.edu
- Assistant Director/Communications & P.R. (Secondary Football Contact):** Kevin Davis
Office: (404) 894-5445 • **Cell:** (704) 974-9095
Email: kdavis@athletics.gatech.edu
- Associate Director/Communications & P.R. (Football Credentials):** Mike Stamus
Office: 404-894-5445 • **Cell:** (404) 218-9723
Email: mstamus@athletics.gatech.edu

FOLLOW GEORGIA TECH ONLINE
OFFICIAL WEBSITE: www.RamblinWreck.com

 @GTathletics
 @GeorgiaTechFB
 @GTPaulJohnson

 @GTathletics
 @GeorgiaTechFB

 /GTathletics
 /GTFootball


TogetherWeSwarm



RamblinWreckTube

GEORGIA TECH FOOTBALL BY THE NUMBERS

1

Both of Georgia Tech's defeats this season have come by just one point — a 42-41, double-overtime loss to Tennessee in the season opener and a 25-24 defeat at Miami (Fla.) on Oct. 14. Georgia Tech is the only NCAA Division I FBS team with multiple one-point losses this season and the first ACC team with multiple one-point losses in a season since 2006.

3

With 11 rushing touchdowns in only six games this season (good for a tie for first in the ACC and seventh nationally), junior quarterback **TaQuon Marshall** is only the third quarterback in Georgia Tech history with double-digit rushing touchdowns in a single season, joining current Tech graduate assistant Tevin Washington (20 in 2012, 14 in 2011) and Joshua Nesbitt (18 in 2009, 10 in 2010).

5

Georgia Tech ranks fifth nationally in both offensive (.511) and defensive (.246) third-down conversion percentage.

30.17

Georgia Tech's 30.17 penalty yards per game are the fewest in the nation. The Yellow Jackets' 3.83 penalties per game are the fourth-fewest nationally.

37:25

Of the 360 minutes that Georgia Tech has played in regulation this season, it has only trailed for 37:25. The Yellow Jackets have trailed for just 5:01 of 180 regulation minutes played after halftime.

83

Saturday's meeting is the 83rd all-time between Georgia Tech and Clemson. Clemson is Georgia Tech's fourth-most common opponent all-time (behind only Georgia - 111 meetings, Auburn - 92 and Duke - 84).

156

Georgia Tech has not committed a turnover in its last 156 offensive plays, spanning 25 offensive series, since losing a fumble in the third quarter of its 33-7 win over North Carolina on Sept. 30. By comparison, the Yellow Jackets had eight turnovers over their first 284 offensive plays of the season (one every 35.5 snaps).

.750

The five opponents left on Georgia Tech's regular-season schedule have a combined .750 winning percentage (24-8), giving the Yellow Jackets' the nation's second-toughest remaining schedule (behind only Auburn - .778).

A GEORGIA TECH WIN WOULD ...

- up it to 5-2 overall, which would mark the sixth time in Paul Johnson's 10 seasons as head coach that the Yellow Jackets won at least five of its first seven games;
- up it to 4-1 in ACC play, which would mark only the second time in Johnson's 10 seasons as head coach that the Yellow Jackets won four of its first five conference games;
- be its ninth win in its last 11 games and its 11th victory in its last 14 contests;
- up its official all-time record against Clemson to 51-29-2;
- be its first win at Clemson since Oct. 18, 2008, snapping a four-game losing streak at Memorial Stadium;
- be its first win over a top-10 team since a 22-16 victory over No. 9 Florida State on Oct. 24, 2015;
- be its first road win over a top-10 team since a 30-24 overtime triumph at No. 9 Georgia on Nov. 29, 2014;
- be its first road win over an ACC opponent ranked in the AP top 10 since a 14-10 victory at No. 3 Miami (Fla.) on Nov. 19, 2005;
- up its record against ACC Atlantic Division opponents under Johnson to 19-6.

A GEORGIA TECH LOSS WOULD ...

- drop it to 4-3 overall and 3-2 in ACC play;
- be only its third loss in its last 11 games and fourth defeat in its last 14 contests;
- be its fifth loss in its last six meetings with Clemson;
- extend its losing streak at Clemson's Memorial Stadium to five games;
- be only its seventh loss to an ACC Atlantic Division opponent in 10 seasons under head coach Paul Johnson.



NOTING LAST WEEK'S WIN OVER WAKE FOREST

• Georgia Tech roared back from an 11-point first-half deficit to defeat Wake Forest, 38-24, in last Saturday's homecoming game at Bobby Dodd Stadium.

• Georgia Tech faced its largest deficit of the season when Wake Forest took a 21-10 lead with 1:02 to go in the first half.

• Georgia Tech trailed 21-13 at halftime after freshman **Brenton King** kicked a 42-yard field goal on the final play before the break. The eight-point halftime deficit is the largest that the Yellow Jackets have overcome in a win since it came back from down 28-12 at halftime in a 45-42 win at Georgia on Nov. 29, 2008.

• However, the second half was all Georgia Tech, as the Yellow Jackets outgained Wake Forest, 296-198, and outscored the Demon Deacons, 25-3, after the break.

• Quarterback **TaQuon Marshall** sparked the Jackets' offensive outburst in the second half, racking up 146 of his 163 rushing yards and both of his touchdown runs (49 and 70 yards) after the break.

• Marshall's game-clinching 70-yard touchdown run with 1:57 to go in the contest was the Yellow Jackets' longest offensive play of the season.

• For the fourth time in six games this season, Georgia Tech had two 100-yard rushers against Wake Forest — Marshall and sophomore B-back **KirVonte Benson**, who ran for 136 yards and a touchdown on a team-high 26 carries.

• Senior right guard **Shamire Devine** led the efforts up front to pave the way for Georgia Tech's 427 rushing yards, recording 10 knockdowns en route to being named ACC Offensive Lineman of the Year for the first time in his career.

• Defensively, after allowing Wake Forest to score touchdowns on its final three possessions of the first half, Georgia Tech limited the Demon Deacons to just a third-quarter field goal in the second half.

• The Yellow Jackets' defense was especially stout against the run in the second half. The Jackets surrendered 17 rushing yards on 16 carries (1.1 avg.) in the second half after allowing the Deacons to run for 93 yards on 15 attempts (6.2 avg.) before halftime.

• Georgia Tech forced Wake Forest to go 0-for-3 on fourth-down attempts, all in the second half.

ACC STANDINGS			
COASTAL DIVISION	ACC	OVERALL	STREAK
Miami (Fla.)	4-0	6-0	W11
GEORGIA TECH	3-1	4-2	W1
Virginia Tech	2-1	6-1	W2
Virginia	2-1	5-2	L1
Pittsburgh	1-3	3-5	W1
Duke	1-4	4-4	L4
North Carolina	0-5	1-7	L5

ATLANTIC DIVISION	ACC	OVERALL	STREAK
NC State	4-0	6-1	W6
Clemson	4-1	6-1	L1
Syracuse	2-2	4-4	L1
Boston College	2-3	4-4	W2
Louisville	2-3	5-3	W1
Florida State	2-3	2-4	L1
Wake Forest	1-3	4-3	L3

NOTING CLEMSON

• Defending national champion Clemson is coming off its open week and, before that, its first loss of the season and stands at 6-1 overall and 4-1 in ACC play.

• After a 6-0 start, then-No. 2-ranked Clemson suffered a 27-24 road loss at Syracuse on Friday, Oct. 13.

• The defense has been the calling card for the seventh-ranked Tigers this season, as they lead the ACC and rank 10th nationally in total defense (289.4 yards per game).

• Clemson leads the nation in sacks (4.0 per game).

• The Tigers also rank second in the ACC in scoring defense (13.6 ppg), rushing defense (107.9 ypg) and passing defense (181.6 ypg).

• Offensively, Clemson is led by junior quarterback Kelly Bryant. Bryant, who left the loss at Syracuse due to injury, has accounted for 1,768 yards (1,375 passing, 393 rushing) and 11 touchdowns (four passing, seven rushing) in seven games this season.

• Dabo Swinney is in his ninth full season and 10th overall as the head coach at Clemson after taking over the team as interim coach midway through the 2008 campaign. Under Swinney, the Tigers are 61-17 in ACC play and 56-7 at home.

GEORGIA TECH-CLEMSON SERIES HISTORY

• Georgia Tech and Clemson are meeting for the 83rd time in a series that dates back to 1898.

• The Yellow Jackets officially hold a commanding 50-29-2 advantage in the all-time series*.

• In 34 matchups since the Yellow Jackets joined the Tigers in the ACC in 1983, Clemson officially holds a slim 18-16 advantage*.

• Georgia Tech head coach **Paul Johnson** is officially 4-5 against Clemson*, while Clemson's Dabo Swinney is 5-5 against the Yellow Jackets.

• After playing their first two games at neutral sites (Augusta, Ga. in 1898, Greenville, S.C. in 1899), the schools' next 41 gridiron matchups between 1902-1973 were all held at Georgia Tech.

• Georgia Tech is 6-13 all-time at Clemson, including four-straight losses at Memorial Stadium. The Yellow Jackets' last win at Clemson was a 21-17 triumph on Oct. 18, 2008.

• Clemson is Georgia Tech's fourth-most common all-time opponent.

GEORGIA TECH'S MOST COMMON OPPONENTS

	Games	First Meeting	Series Record
Georgia	111	1893	UGA leads 65-41-5
Auburn	92	1892	AU leads 47-41-4
Duke	84	1933	GT leads 51-32-1
Clemson	82	1898	GT leads 50-29-2*
Alabama	52	1902	UA leads 28-21-3

GEORGIA TECH-CLEMSON SERIES RESULTS (GEORGIA TECH ACC ERA — 1983-PRESENT)

DATE	RANK		GT RESULT		
	GT	CU	H/A	W/L/T	SCORE
9/24/1983	—	—	a	L	14-41
9/29/1984	18	13	h	W	28-21
9/28/1985	—	—	a	W	14-3
9/27/1986	—	—	h	L	3-27
9/26/1987	—	9	a	L	12-33
9/24/1988	—	12	h	L	13-30
10/14/1989	—	14	a	W	30-14
10/13/1990	18/15	15/14	h	W	21-19
9/28/1991	19/18	7/5	a	L	7-9
9/26/1992	—	16/14	h	W	20-16
9/25/1993	—	—	a	L	13-16
11/12/1994	—	—	a	L	10-20
10/28/1995	—	—	h	L	3-24
10/19/1996	22/24	—	a	L	25-28
9/27/1997	—	17/21	h	W	23-20
11/12/1998 (TH)	22/23	—	a	W	24-21
11/13/1999	13/14	—	h	W	45-42
10/28/2000	—	5/4	a	W	31-28
9/29/2001	9/11	-25	h	LOT	44-47
9/14/2002	—	—	a	L	19-24
9/20/2003	—	—	h	L	3-39
9/11/2004	—	20/18	a	W	28-24
10/29/2005	—	—	h	W	10-9
10/21/2006	13/13	12/12	a	L	7-31
9/29/2007	—	13/13	h	W	13-3
10/18/2008	—	—	a	W	21-17
9/10/2009 (TH)	15/13	—	h	W	30-27
12/5/2009 #	12/12	25/RV	n	W	39-34*
10/23/2010	—	—	a	L	13-27
10/29/2011	—	6/6	h	W	31-17
10/6/2012	—	16/20	a	L	31-47
11/14/2013 (TH)	—	8/6	a	L	31-55
11/15/2014	24/23	18/17	h	W	28-6
10/10/2015	—	6/6	a	L	24-43
9/22/2016 (TH)	RV/RV	5/3	h	L	7-26

2009 ACC Championship (Charlotte, N.C.)
* Georgia Tech vacated its win in the 2009 ACC Championship Game due to NCAA sanctions

MASTERY AGAINST THE ATLANTIC DIVISION

• Georgia Tech is 18-6 in 24 regular-season games against opponents from the ACC Atlantic Division in **Paul Johnson's** 10 seasons as head coach.

GT vs. ACC ATLANTIC DIVISION UNDER JOHNSON (REGULAR SEASON — 2008-pres.)

Opponent	Record	Streak
Boston College	3-0	W3
Clemson	4-5	L2
Florida State	3-0	W3
Louisville	0-0	—
Maryland	2-0	W2
NC State	2-1	W2
Syracuse	1-0	W1
Wake Forest	3-0	W3
Total	18-6	W1

LEAVING ATLANTA FOR THE SECOND TIME

• Saturday's game at Clemson is only Georgia Tech's second true road game of the 2017 season.

• Georgia Tech and Florida are the only NCAA Division I FBS teams that have played fewer than two true road games this season.

• The Yellow Jackets were the last team in the nation to play their first true road game of the year when they finally opened the road portion of their 2017 schedule on Oct. 14 at Miami (Fla.).

• This season was the latest that Georgia Tech had gone without playing a true road game since 1976, when the Jackets opened the season with five-straight home games before finally playing their first road contest at Auburn on Oct. 16.

• Tech was originally scheduled to play at UCF on Sept. 16 but that game was canceled due to the effects of Hurricane Irma.

GEORGIA TECH vs. NATIONALLY RANKED TEAMS

• Georgia Tech has 91 wins in 267 all-time matchups versus teams ranked in the *Associated Press* Top 25.

• The Yellow Jackets officially own 11 wins over ranked teams in nine-plus seasons under head coach **Paul Johnson**. A 12th victory, a 39-34 triumph over No. 25 Clemson in the 2009 ACC Championship Game, was later vacated due to NCAA sanctions.

GEORGIA TECH vs. AP TOP 25 UNDER PAUL JOHNSON

Nov. 1, 2008	No. 16 Florida State	W, 31-28
Nov. 8, 2008	at No. 19 North Carolina	L, 28-7
Nov. 20, 2008	No. 23 Miami (Fla.)	W, 41-23
Nov. 29, 2008	at No. 13 Georgia	W, 45-42
Sept. 17, 2009	at No. 17 Miami (Fla.)	L, 33-17
Sept. 26, 2009	No. 22 North Carolina	W, 24-7
Oct. 17, 2009	No. 4 Virginia Tech	W, 28-23
Dec. 5, 2009	vs. No. 25 Clemson	W, 39-34 #*
Jan. 5, 2009	vs. No. 10 Iowa	L, 24-14^
Nov. 4, 2010	at No. 20 Virginia Tech	L, 28-21
Oct. 29, 2011	No. 6 Clemson	W, 31-17
Nov. 10, 2011	No. 10 Virginia Tech	L, 37-26
Nov. 26, 2011	No. 13 Georgia	L, 31-17
Sept. 3, 2012	at No. 16 Virginia Tech	L, 20-17 (OT)
Oct. 6, 2012	at No. 15 Clemson	L, 47-31
Nov. 24, 2012	at No. 3 Georgia	L, 42-10
Dec. 1, 2012	vs. No. 13 Florida State	L, 21-15 #
Oct. 5, 2013	at No. 14 Miami (Fla.)	L, 45-30
Nov. 14, 2013	at No. 8 Clemson	L, 55-31
Nov. 15, 2014	No. 18 Clemson	W, 28-6
Nov. 29, 2014	at No. 9 Georgia	W, 30-24 (OT)
Dec. 6, 2014	vs. No. 2 Florida State	L, 37-35 #
Dec. 31, 2014	vs. No. 8 Mississippi State	W, 49-34^
Sept. 19, 2015	at No. 8 Notre Dame	L, 30-22
Oct. 10, 2015	at No. 6 Clemson	L, 43-24
Oct. 24, 2015	No. 9 Florida State	W, 22-16
Sept. 22, 2016	No. 5 Clemson	L, 26-7
Oct. 1, 2016	No. 14 Miami (Fla.)	L, 35-21
Nov. 5, 2016	at No. 18 North Carolina	L, 48-20
Nov. 12, 2016	at No. 18 Virginia Tech	W, 30-20
Sept. 4, 2017	vs. No. 25 Tennessee	L, 42-41 (2OT)
Oct. 14, 2017	at No. 11 Miami (Fla.)	L, 25-24

ACC Championship Game

^ Orange Bowl

* Win vacated due to NCAA sanctions

GEORGIA TECH ALL-TIME vs. AP TOP 25

	ALL	H	A	N	BOWL
Top 25	91-170-6	48-74-4	26-83-2	16-13	16-8
vs. ACC	28-49	17-20	10-22	1-2	0-0
vs. No. 1	2-9-1	1-1-1	1-8	0-0	0-0
vs. No. 2	0-10-1	0-5-1	0-4	0-1	0-0
vs. No. 3	1-10	0-5	1-5	0-0	0-0
vs. No. 4	3-9	2-5	1-4	0-0	0-0
vs. No. 5	3-12	1-8	2-4	0-0	0-0
vs. No. 6	5-6	3-4	1-2	1-0	1-0
vs. No. 7	3-10	2-3	0-5	1-2	1-1
vs. No. 8	5-10	3-4	1-6	1-0	1-0
vs. No. 9	7-11	4-3	1-6	1-1	1-1
vs. No. 10	4-10	0-4	1-5	3-1	3-1
vs. No. 11	4-7	1-2	1-4	2-1	2-1
vs. No. 12	5-6	2-2	2-4	1-0	1-0
vs. No. 13	5-7	2-2	2-3	1-2	1-1
vs. No. 14	2-11	1-6	1-5	0-0	0-0
vs. No. 15	4-6-2	3-5-1	0-1-1	1-0	1-0
vs. No. 16	5-5-2	4-0-1	1-4-1	0-1	0-0
vs. No. 17	8-5	5-2	1-1	2-2	2-2
vs. No. 18	7-7	4-3	3-4	0-0	0-0
vs. No. 19	7-3	2-1	3-2	2-0	2-0
vs. No. 20	4-7	3-4	1-3	0-0	0-0
vs. No. 21	1-1	1-1	0-0	0-0	0-0
vs. No. 22	2-4	2-2	0-2	0-0	0-0
vs. No. 23	3-1	1-0	2-0	0-1	0-1
vs. No. 24	0-0	0-0	0-0	0-0	0-0
vs. No. 25	2-4	1-2	0-1	1-1	0-0

ASSOCIATED PRESS TOP 25 POLL (OCT. 22)

Team (1st-place votes)	Points	Record	Prev.
1. Alabama (61)	1,525	8-0	1
2. Penn State	1,444	7-0	2
3. Georgia	1,409	7-0	3
4. TCU	1,327	7-0	4
5. Wisconsin	1,241	7-0	5
6. Ohio State	1,165	6-1	6
7. Clemson	1,113	6-1	7
8. Miami (Fla.)	1,101	6-0	8
9. Notre Dame	1,066	6-1	13
10. Oklahoma	1,040	6-1	9
11. Oklahoma State	894	6-1	10
12. Washington	836	6-1	12
13. Virginia Tech	791	6-1	14
14. NC State	666	6-1	T-16
15. Washington State	648	7-1	15
16. Michigan State	615	6-1	18
17. USF	604	7-0	T-16
18. UCF	500	6-0	20
19. Auburn	397	6-2	21
20. Stanford	344	5-2	22
21. Southern California	319	6-2	11
22. West Virginia	196	5-2	23
23. LSU	182	6-2	24
24. Memphis	111	6-1	25
25. Iowa State	98	5-2	NR

Others receiving votes: Texas A&M 74, Michigan 60, Mississippi State 43, San Diego State 7, **Georgia Tech 5**, South Carolina 2, Toledo 1, Marshall 1

AMWAY COACHES TOP 25 POLL (OCT. 22)

Team (1st-place votes)	Points	Record	Prev.
1. Alabama (64)	1,600	8-0	1
2. Penn State	1,520	7-0	2
3. Georgia	1,463	7-0	3
4. TCU	1,385	7-0	4
5. Wisconsin	1,343	7-0	5
6. Ohio State	1,244	6-1	6
7. Clemson	1,173	6-1	8
8. Miami (Fla.)	1,172	6-0	7
9. Oklahoma	1,084	6-1	9
10. Notre Dame	951	6-1	16
11. Washington	931	6-1	12
12. Oklahoma State	926	6-1	11
13. Virginia Tech	818	6-1	14
14. USF	730	7-0	13
15. NC State	683	6-1	17
16. Washington State	636	7-1	18
17. UCF	561	6-0	20
18. Michigan State	560	6-1	19
19. Auburn	455	6-2	21
20. Stanford	367	5-2	22
21. Southern California	321	6-2	10
22. West Virginia	211	5-2	23
23. LSU	178	6-2	25
24. Texas A&M	151	5-2	24
25. Michigan	121	5-2	15

Others Receiving Votes: Memphis 119, Iowa State 32, Mississippi State 19, South Carolina 9, **Georgia Tech 8**, Arizona 6, Colorado State 4, Kentucky 4, Boise State 3, Navy 3, Marshall 3, Arizona State 2, Florida 1, Syracuse 1, Appalachian State 1, Troy 1
Georgia Tech opponents in italics

OFFENSE

• Georgia Tech ranks among the nation's top five in five different offensive statistical categories.

GEORGIA TECH OFFENSE — NATIONAL/ACC RANKS

Category	No.	FBS Rank	ACC Rank
Passes Had Intercepted	0	t-1st	t-1st
Time of Possession	35:53	1st	1st
Rushing Offense	372.8 ypg	2nd	1st
Passing Yards/Completion	16.89	3rd	1st
Third-Down Conversions	.511	5th	1st

• Georgia Tech also ranks 20th nationally (second in the ACC) in passing efficiency (154.35).

• Georgia Tech ranks No. 18 nationally in offensive efficiency, according to *ESPN.com* (ESPN's efficiency ratings are based on the point contributions of the unit to the team's scoring margin, on a per-play basis. The values are adjusted for strength of schedule and down-weighted for "garbage time." The scale goes from 0 to 100; the average is roughly 50).

FBS OFFENSIVE EFFICIENCY RATINGS — ESPN.COM

Team	Off. Efficiency
1. Oklahoma	95.5
2. Oklahoma State	92.7
3. Ohio State	88.4
4. Stanford	88.2
5. Alabama	88.1
6. West Virginia	86.4
7. UCF	86.2
8. Arizona	83.9
9. Notre Dame	82.7
10. NC State	82.6
11. Penn State	81.8
12. Louisville	80.8
13. Georgia	79.5
14. Miami (Fla.)	78.7
15. TCU	76.6
16. LSU	76.5
17. Washington	76.1
18. GEORGIA TECH	76.0
19. SMU	75.6
20. Clemson	75.5

• The Yellow Jackets are one of only 11 NCAA Division I FBS teams that has scored at least 24 points in every games this season.

FBS TEAMS WITH 24+ POINTS IN EVERY GAME — 2017

Team	Record
Alabama	8-0
GEORGIA TECH	4-2
Miami (Fla.)	6-0
NC State	6-1
New Mexico State	3-4
Oklahoma	7-0
TCU	6-1
UCF	6-0
UCLA	4-3
USF	7-0
West Virginia	5-2

• Dating back to last season, Georgia Tech has scored 24 or more points in 10-consecutive games, which is the fifth-longest active streak in the nation (long: 21 — USF) and the second-longest active streak in the ACC (long: 12 — Miami).

• Tech's string of 10-straight games with 24 or more points is also tied for the fourth-longest streak in program history.

MOST CONSECUTIVE GAMES WITH 24+ POINTS — GEORGIA TECH HISTORY

Streak	First Game	Last Game	Streak Record
16	Aug. 30, 2014	Sept. 12, 2015	13-3
15	Nov. 30, 1916	Nov. 10, 1918	15-0
11	Nov. 8, 1997	Oct. 17, 1998	8-3
10	Oct. 18, 2014	Sept. 12, 2015	8-2
10	Sept. 26, 2009	Dec. 5, 2009	9-1
10	Jan. 1, 1999	Nov. 13, 1999	8-2



OFFENSE

• Georgia Tech's offense burst out of the gates with one of the best offensive performances in program history versus Tennessee in the Chick-fil-A Kickoff Game on Sept. 4.

GEORGIA TECH OFFENSE — GAME 1 vs. TENNESSEE

Category	No.	All-Time GT Rank	Best Since
First Downs - Rushing	29	1st	—*
Rush Attempts	86	t-1st	—^
First Downs	33	2nd	2000 (UVA)
Third-Down Conversions	13	t-2nd	2012 (Duke)
Total Yards	655	3rd	2012 (Presbyterian)
Rushing Yards	535	3rd	2011 (Kansas)
Plays	96	3rd	2000 (Clemson)
Points (in a loss)	41	3rd	2014 (UNC)
Time of Possession	41:27	6th	2012 (BC)
Total Yards - Half	379 (2nd)	8th	2012 (BC)

* Broke school record of 27 (2014 at Georgia)

^ Tied school record of 86 (1976 at Virginia)

• The Yellow Jackets' 535 rushing yards were the most ever surrendered by a Tennessee defense (prev.: 457 by Alabama in 1986).

• The Jackets' six rushing touchdowns against Tennessee were tied for the most ever surrendered by the Volunteers (happened four times previously, first time since Nebraska accomplished the feat in 1997).

• On Sept. 9 versus Jacksonville State, the passing game took center stage. Georgia Tech completed 5-of-7 passes for 112 yards and three touchdowns in the 37-10 win over JSU, good for a lofty 347.26 pass-efficiency rating.

• Georgia Tech's three touchdown passes against Jacksonville State were the Yellow Jackets' most in a game since Nov. 1, 2014 versus Virginia.

• The Yellow Jackets' 436 rushing yards against Pitt (Sept. 23) were their most in an ACC game since they ran for 479 yards in a 56-23 win over NC State on Oct. 18, 2014.

• The Yellow Jackets' ability to control the ball was on full display when they put together scoring drives of 18 (touchdown) and 17 (field goal) plays in the first half of their 33-7 win over North Carolina on Sept. 30.

• The 18- and 17-play drives against North Carolina marked the first time in **Paul Johnson's** 10 seasons as head coach that Georgia Tech put together multiple scoring drives of 17 plays or more.

• Georgia Tech's 18-play touchdown drive in the first quarter against UNC is tied for the ninth-longest scoring drive in school history in terms of plays. It was the longest drive by the Yellow Jackets in terms of plays since an 18-yard series resulted in a touchdown in a 42-24 win over Duke on Nov. 17, 2012.

• Georgia Tech's current 372.8-yard rushing average would obliterate the school record of 342.1 rushing yards per game, set in 2014.

• The running game is always the backbone of Johnson's high-powered spread option offense. Since Johnson's arrival on The Flats in 2008, the only team that has rushed for more yards than Georgia Tech's 37,708 is Johnson's former squad, Navy.

MOST FBS RUSHING YARDS SINCE 2008

	Games	Yards	Yds/Gm
1. Navy	122	37,720	309.18
2. Georgia Tech	125	37,708	301.66
3. Air Force	122	36,778	301.46
4. Oregon	127	33,987	267.61

• Georgia Tech has led the ACC and finished among the top 10 nationally in rushing yardage in each of Johnson's nine full seasons as head coach.

• Georgia Tech has been outrushed only 15 times in Johnson's 10 seasons as head coach.

• Only three times in Johnson's 10 seasons at the helm have the Yellow Jackets won a game in which they have been outrushed — two of those came last season (outrushed 176-119 in 17-14 win over Boston College on Sept. 3 and 263-226 in 28-27 win at Georgia on Nov. 26).

• In Johnson's 10 seasons at the helm, Georgia Tech has produced 15 rushers that have eclipsed the 1,000-yard plateau for their careers. That is 31.9 percent of the 47 Yellow Jackets that have amassed 1,000 career rushing yards in the 125-season history of Georgia Tech football.

GEORGIA TECH 1,000-YARD CAREER RUSHERS UNDER PAUL JOHNSON (2008-pres.)

GT Rank	Player	Years at GT	Yards
6.	Jonathan Dwyer	2007-09	3,226
7.	Joshuaua Nesbitt	2007-10	2,806
9.	Justin Thomas	2013-16	2,412
12.	David Sims	2010-13	2,252
13.	Tevin Washington	2009-12	2,225
15.	Zach Laskey	2011-14	2,033
16.	Anthony Allen	2009-10	1,934
17.	Roddy Jones	2008-11	1,846
18.	Orwin Smith	2009-12	1,839
32.	Synjin Days	2011-14	1,396
36.	Marcus Marshall	2015-16	1,278
39.	Robert Godhigh	2010-13	1,191
43.	Vad Lee	2012-13	1,057
45.	Embry Peebles	2008-11	1,035
46.	Clinton Lynch	2005-present	1,024

• Junior AB **Clinton Lynch** became Johnson's 15th 1,000-yard rusher at Georgia Tech when he eclipsed the 1,000-yard mark for his career with a team-high 71 rushing yards at Miami (Fla.) on Oct. 14. Lynch has rushed for 1,024 yards on just 102 career carries (10.0 avg.).

• Georgia Tech is the only team in the nation with two student-athletes averaging 100 rushing yards per game this season — QB **TaQuon Marshall** (117.3 ypg - 12th nationally) and BB **KirVonte Benson** (108.7 ypg - 17th nationally).

• Marshall and Benson rank first and second in the ACC in rushing this season. They are vying to become the first Yellow Jacket to lead the ACC in rushing since Jonathan Dwyer in 2008 (107.3 ypg).

• Despite Georgia Tech's unprecedented rushing success under Johnson, only two players have averaged 100 rushing yards per game in a game in a season during Johnson's first nine years as head coach — Dwyer (107.3 ypg - 2008) and Anthony Allen (101.2 ypg - 2010).

• Four times in six games this season, Marshall and Benson have both rushed for 100 yards in the same game.

TWO 100-YARD RUSHERS IN ONE GAME — 2017

Sept. 4 vs. Tennessee

QB TaQuon Marshall (249) and BB KirVonte Benson (124)

Sept. 23 vs. Pittsburgh

BB KirVonte Benson (196) and QB TaQuon Marshall (112)

Sept. 30 vs. North Carolina

QB TaQuon Marshall (137) and BB KirVonte Benson (130)

Oct. 21 vs. Wake Forest

QB TaQuon Marshall (163) and BB KirVonte Benson (136)

• Georgia Tech has had multiple 100-yard rushers five times in its last 10 games overall. In addition to Marshall and Benson accomplishing the feat four times this season, QB **Matthew Jordan** (121 yards) and former BB Marcus

Marshall (143) both surpassed the century mark in a 30-20 win at No. 18 Virginia Tech on Nov. 12 of last season.

• Prior to having two 100-yard rushers five times in the last 10 games, Georgia Tech had two different players gain 100 yards on the ground in the same game only 29 times in school history.

• After turning the ball over eight times in its first 284 offensive plays of the season (one turnover every 35.5 snaps), Georgia Tech has not committed a turnover in its last 156 offensive plays since losing a fumble in the third quarter of its 33-7 win over North Carolina on Sept. 30. The turnover-less streak spans the Yellow Jackets' last 25 offensive possessions.

• Georgia Tech is one of only two FBS teams that have yet to throw an interception this season, joining conference-mate NC State.

• Over its past 14 games (beginning with the sixth game of last season), Georgia Tech has thrown only one interception in 138 pass attempts.

• Despite not losing a fumble over its last 25 offensive possessions, Georgia Tech's 1.5 fumbles lost per game (nine in six contests) are still tied for the third-most in the nation this season.

• Against Pitt (Sept. 23), Georgia Tech lost four fumbles, tied for the sixth-most in a single game in school history and the most by the Yellow Jackets since they also lost four fumbles in a 27-25 win over North Carolina on Nov. 17, 2007.

• Lost fumbles played a big part in the Yellow Jackets' 42-41, double-overtime loss to Tennessee on Sept. 4. The Jackets turned the ball over twice against the Volunteers, leading directly to 14 UT points.

• Tech's final turnover against the Vols was particularly costly — a fumble that was recovered by Tennessee at its own seven yard line with 4:50 remaining in the game and the Yellow Jackets holding a 28-21 lead. If the Jackets scored, they likely would've put the game out of reach. Instead, UT drove 93 yards in seven plays to tie the game with 1:29 to go.

• Protecting the ball is traditionally a big part of Georgia Tech's offensive success. Last season, the Yellow Jackets' 15 turnovers were tied for the 17th-fewest nationally and their four interceptions were tied for the fewest in the nation.

• Georgia Tech has played 256-consecutive games without being shut out, good for the sixth-longest active streak in NCAA Division I FBS.

• The Yellow Jackets have not been held scoreless since a 38-0 loss at No. 3 Florida State on Oct. 18, 1997.

• Even more impressively, Georgia Tech has not been blanked at home since a 7-0 loss to Georgia on Nov. 30, 1957 — good for a streak of 374-straight games played at Bobby Dodd Stadium without being shut out.

ACTIVE STREAKS WITHOUT BEING SHUT OUT (FBS)

	Streak	Year Began
Florida ^	367	1988
TCU	313	1992
Air Force	305	1992
Virginia Tech	290	1995
Nebraska	276	1996
GEORGIA TECH	256	1997
Boise State	246	1997

^ NCAA record

OFFENSE

• Over their last 14 games (the final eight games of last season and first six games of this season), the Yellow Jackets have punted only 45 times (3.2 per game) and have come away with points on 76 of their 163 offensive possessions (46.6 percent).

QUARTERBACKS

• Despite having only six career starts under his belt, junior **TaQuon Marshall** has emerged as one of college football's most dynamic quarterbacks this season.

• With 1,160 yards of total offense (704 rushing, 456 passing) and 16 touchdowns responsible for (11 rushing, five passing) through five games, Marshall ranks among the top 25 nationally in six different statistical categories.

• Most notably, Marshall leads the ACC in rushing (117.3 ypg), scoring (11.0 ppg), rushing touchdowns (11) and total touchdowns (11).

• No quarterback has ever won the ACC rushing title in the league's 64-year history.

TAQUON MARSHALL — NATIONAL/ACC RANKS

Category	No.	FBS Rank	ACC Rank
Scoring	11.0 ppg	5th	1st
Total Rushing TDs	11	7th	1st
Total TDs	11	10th	1st
Rushing	117.3 ypg	12th	1st
Points Responsible For	16.0 ppg	22nd	2nd

• Marshall's 117.3 rushing yards per game ranks second nationally among quarterbacks behind only Navy's Zach Abey (163.1 ypg).

• Marshall would lead the ACC and rank 13th nationally and in passing efficiency (164.40) if he had enough attempts to qualify for the national rankings.

TAQUON MARSHALL - 2017 GAME-BY-GAME

	Rush	Yds.	TD	C-A-I.	Yds.	TD	Total Off.
Tennessee	44	249	5	5-9-0	120	0	369
J'Ville St.	13	25	1	5-7-0	112	3	137
Pitt	18	116	2	4-7-0	48	0	160
UNC	27	137	1	5-10-0	53	1	190
Miami	19	18	0	3-7-0	55	1	73
WF	23	163	2	5-11-0	68	0	231
Clemson							
UVA							
VT							
Duke							
UGA							
Total	144	704	11	27-51-0	456	5	1,160

• Marshall needed just six games to become only the third quarterback in Georgia Tech history with double-digit rushing touchdowns in a single season, joining current GT graduate assistant Tevin Washington (20 in 2012, 14 in 2011) and Joshua Nesbitt (18 in 2009, 10 in 2010).

• Marshall's 11 rushing touchdowns are the most ever by a Georgia Tech quarterback in his first six career starts (prev.: 6 by Nesbitt - 2008).

• Marshall's 11 rushing touchdowns are already the fourth-most by a quarterback in Georgia Tech single-season history.

GEORGIA TECH RUSHING TDs BY A QUARTERBACK — SINGLE SEASON

Player	Year	Rushing TDs
1. Tevin Washington	2012	20
2. Joshua Nesbitt	2009	18
3. Tevin Washington	2011	14
4. TaQuon Marshall	2017	11
5. Joshua Nesbitt	2010	10

• Marshall's 12 career rushing touchdowns are the ninth-most by a quarterback in Georgia Tech history.

GEORGIA TECH RUSHING TDs BY A QUARTERBACK — CAREER

Player	Years	Rushing TDs
1. Tevin Washington	2009-12	38
2. Joshua Nesbitt	2007-10	35
3. Justin Thomas	2013-16	22
4. Shawn Jones	1989-92	19
5. Joe Hamilton	1996-99	18
6. Vad Lee	2012-13	17
7. Billy Lothridge	1961-63	15
8. Danny Myers	1973-75	14
9. TaQuon Marshall	2015-pres.	12
10. Topy Vann	1956-57	11
Reggie Ball	2003-06	11

• Marshall's 704 rushing yards are the most ever by a Georgia Tech quarterback in his first six career starts (prev.: 589 by Justin Thomas - 2014).

• Marshall's 704 rushing yards are already the sixth-most by a quarterback in Georgia Tech single-season history.

GEORGIA TECH RUSHING YARDS BY A QUARTERBACK — SINGLE SEASON

Player	Year	Rushing Yards
1. Justin Thomas	2014	1,086
2. Joshua Nesbitt	2009	1,037
3. Tevin Washington	2011	987
4. Joshua Nesbitt	2010	737
5. Joe Hamilton	1999	734
6. TaQuon Marshall	2017	704
7. Joshua Nesbitt	2008	693
8. Tevin Washington	2012	684
9. Vad Lee	2012	544
10. Tevin Washington	2010	514

• With 718 career rushing yards as a quarterback, Marshall is just 28 yards away from moving into Georgia Tech's all-time top 10 for rushing yards by a QB.

• In recognition of his gaudy early-season numbers, Marshall was added to the official watch list for the Maxwell Award (nation's best all-around player) on Friday, Oct. 6.

• Marshall burst on the national stage with a record-setting performance versus Tennessee in the Yellow Jackets' season opener on Sept. 4.

• Making the first start of his career, Marshall set three school records and one ACC record against the Vols.

TAQUON MARSHALL - GT/ACC RECORDS vs. TENN.

RUSHING YARDS BY A QUARTERBACK — 249

Previous GT Record: 199 - Eddie Prokop vs. Tulsa, 1944 Sugar Bowl

Previous ACC Record: 226 - Lamar Jackson (L'ville) vs. Texas A&M, 2015 Music City Bowl

RUSHING TOUCHDOWNS (ANY POSITION) — 5

Previous GT Record: 4 - five times, most recently: Tevin Washington vs. Middle Tennessee, 2012

RUSHING ATTEMPTS (ANY POSITION) — 44

Previous GT Record: 39 - Robert Lavette vs. Tennessee, 1982 and Jerry Mays vs. Georgia, 1989

• Marshall's 249 rushing yards against Tennessee were also the third-most in Georgia Tech history, regardless of position (behind only 356 by Eddie Lee Ivery vs. Air Force - Nov. 11, 1978 and 307 by P.J. Daniels vs. Tulsa, Humanitarian Bowl - Jan. 4, 2004).

• Marshall became the second-straight Georgia Tech quarterback to rush for 100 yards in his first-career start (**Matthew Jordan** rushed for 121 yards on 32 carries in his first-career start at Virginia Tech on Nov. 12, 2016).

• Marshall's 249 rushing yards against Tennessee are the second-most by an FBS quarterback and tied for the 10th-most by an FBS student-athlete in a game this season.

• Marshall's five rushing touchdowns against UT remain tied for the most in the nation by any student-athlete in a single game this season.

• Marshall was bottled up on the ground against Jacksonville State on Sept. 9 (25 yards on 13 carries) but turned in one of the most efficient passing performances in the nation this season against the Gamecocks, completing 5-of-7 passes for 112 yards and three touchdowns in the Yellow Jackets' 37-10 win on Sept. 9.

• Had he attempted enough passes to qualify for the national rankings (min. 15), Marshall's 347.26 pass-efficiency rating against JSU would be the second-best single-game rating in the nation this season (Appalachian State's Taylor Lamb compiled a 373.12 pass-efficiency rating against Savannah State on Sept. 9).

• Marshall's 163 rushing yards against Wake Forest last Saturday were the sixth-most by a quarterback in school history.

GEORGIA TECH RUSHING YARDS BY A QUARTERBACK — SINGLE GAME

Player	Yards	Opponent	Year
1. TaQuon Marshall	249	Tennessee	2017
2. Eddie Prokop	199	Tulsa	1943*
3. Justin Thomas	195	Duke	2016
4. Tevin Washington	176	Clemson	2011
5. Justin Thomas	165	Virginia Tech	2014
6. TaQuon Marshall	163	Wake Forest	2017

* 1944 Sugar Bowl

• Despite Marshall's early-season heroics, Georgia Tech still has one of the nation's most inexperienced quarterback groups, as the signal-callers on the Yellow Jackets' roster have combined for just seven career starts (coming into the season, Tech's quarterbacks had combined for just one start).

• Georgia Tech was one of only 12 teams in the nation whose quarterbacks had combined for one career start or less coming into 2017 (*research courtesy of Temple University*).

• The Yellow Jackets were the only team in the ACC whose quarterbacks had combined for less than three career starts coming into the season.

• The Jackets' 40 combined career appearances by their signal-callers are a bit misleading, as only eight of Marshall's 17 career games have come at quarterback (he played in nine games as an A-back in 2015 before making two appearances as a QB last season) and three of redshirt freshman **Lucas Johnson's** four career appearances have come strictly as a holder on place kicks.

• The most experienced quarterback on Tech's roster is Jordan, a junior who has appeared in 18 career games, primarily as three-year starter Justin Thomas' top backup the past two seasons.

• Jordan's only start came on Nov. 12 of last season at Virginia Tech. He led Georgia Tech to scores in 6-of-13 possessions (not including a kneel-down on the final play of the game) and an impressive 30-20 win over the 18th-ranked Hokies.



OFFENSE

- Jordan ran for 121 yards and two touchdowns on 32 carries in the win at Virginia Tech (all career highs — prev.: 72 yds. vs. Tulane, Sept. 12, 2015; 28 carries at Miami, Nov. 21, 2015; 2 TD vs. Mercer, Sept. 10, 2016).
- Despite only seeing limited action aside from the winning effort at Virginia Tech, Jordan has accounted for 11 touchdowns (nine rushing, two passing) in 18 career games.
- Jordan's six rushing touchdowns as a sophomore last season were tied for 16th in the ACC and were the most by any returner to Georgia Tech's roster in 2017.
- Johnson made his collegiate debut in the fourth quarter of Georgia Tech's 37-10 win over Jacksonville State on Sept. 9. He did not record any statistics.

• Another talented redshirt freshman, **Jay Jones**, made his collegiate debut in the fourth quarter of Tech's 35-17 win over Pittsburgh (Sept. 23). He ran twice for nine yards.

RUNNING BACKS

- In addition to Marshall at quarterback, Georgia Tech has another entry among the ACC and national rushing leaders in B-back **KirVonte Benson**.
- Benson ranks second in the ACC and 17th nationally with 108.7 rushing yards per game this season.
- Like Marshall, Benson has made the first six starts of his career this season. He did not have a collegiate carry prior to the 2017 campaign.
- Benson rushed for 196 yards and two touchdowns on 29 carries (all career highs) in Georgia Tech's 35-17 win over Pittsburgh (Sept. 23).
- Benson's 196 rushing yards against Pitt are tied for the 16th-most in Georgia Tech single-game history and are the most by a B-back in head coach **Paul Johnson's** 10 seasons as head coach (prev.: 195 - Anthony Allen vs. Virginia, Oct. 9, 2010).
- In addition to ranking second in the ACC in rushing yards per game, Benson is sixth in the conference with a 5.57 yards-per-carry average.
- Benson torched Tennessee for 124 yards on 26 carries in the season opener, becoming the first Georgia Tech running back to rush for 100 yards in his first-career start since Marcus Marshall versus Pitt on Oct. 17, 2015 (159 yards on 10 carries).

KIRVONTE BENSON - 2017 GAME-BY-GAME

	Rush	Yds.	TD	Rec.	Yds.	TD	All-Purp.
Tennessee	26	124	1	0	0	0	124
Jax State	11	26	0	0	0	0	26
Pitt	29	196	2	1	9	0	205
UNC	18	130	1	0	0	0	130
Miami	7	40	0	0	0	0	40
WF	26	136	1	1	7	0	143
Clemson							
UVA							
VT							
Duke							
UGA							
Total	117	652	5	2	16	0	668

- Against Jacksonville State (Sept. 9), Georgia Tech's leading rusher was true freshman B-back **Jerry Howard**, who ran for 82 yards on just six carries (13.7 avg.) in his collegiate debut.
- Howard's 65-yard touchdown run in the third quarter of the win over JSU (which came on the second carry of his

career) was the longest by a Georgia Tech true freshman since Jonathan Dwyer also had a 65-yard touchdown run vs. Samford on Sept. 8, 2007.

- Howard is fifth on the team with 149 rushing yards this season and his 8.8 yards per carry rank second on the squad among runners with at least 10 rushing attempts.
- Coming into the season, the B-backs on the Yellow Jackets' roster had combined for just one career carry (a zero-yard tote by **Quaide Weimerskirch** on Sept. 10 of last season vs. Mercer).
- Weimerskirch's 19-yard touchdown run in the third quarter of Georgia Tech's win over Pitt (Sept. 23) was the longest rush of his career and his first-career touchdown.

• Weimerskirch had a career-high six carries at Miami (Oct. 14) after Benson left the game due to a lower-body injury.

• Conversely, A-back was the most experienced offensive position on Georgia Tech's roster coming into the season, as the Yellow Jackets' returned their top three performers from a year ago — senior **J.J. Green** and juniors **Clinton Lynch** and **Qua Searcy**.

• A threat to go the distance every time he touches the ball, Lynch leads the team in yards per rush (8.9) and ranks second on the squad in yards per reception (21.5) this season. He is averaging a team-best 10.3 yards per offensive touch (152 rushing yards on 17 carries, 43 receiving yards on two receptions).

• On Oct. 14 at Miami (Fla.), Lynch led Georgia Tech with 71 rushing yards on just five carries (14.2 avg.). In the process, he became the 47th student-athlete in program history and the 15th under head coach **Paul Johnson** to eclipse the 1,000-yard mark in career rushing.

• Lynch's 1,024 career rushing yards have come on just 102 carries, good for a gaudy 10.0-yard career average.

• Last season, Lynch led the Yellow Jackets in all-purpose yards (905) and receiving yards (490), ranked second on the team in touchdowns (8) and was the team's fourth-leading rusher (415 yards). His 905 all-purpose yards came on just 53 touches (37 carries, 16 receptions), good for a spectacular 17.1 yards per touch. He averaged 11.2 yards per rush and 30.6 yards per reception, both team highs (min. three rushes/receptions).

• Lynch led the ACC in both yards per rush (11.2) and yards of total offense per play (11.2) in 2016.

• Since the beginning of last season, 20 of Lynch's 72 touches have gone for 20 yards or more (10 rushes, 10 receptions — 27.8 percent) and eight of his 72 touches have gone for 40 yards or more (three rushes, five receptions — 11.1 percent).

• Six of Lynch's eight touchdowns last season covered 40 yards or more.

• Lynch's 83-yard touchdown reception at North Carolina on Nov. 5 of last season remains Georgia Tech's longest play from scrimmage since a 95-yard touchdown run by Orwin Smith vs. Kansas on Sept. 17, 2011, the sixth-longest reception in Georgia Tech history and the longest reception by a Yellow Jacket since Embry Peeples' 87-yard catch from Joshua Nesbitt at Vanderbilt on Oct. 31, 2009.

• Searcy leads Georgia Tech's A-backs in rushing (192 yards) and receiving (61 yards) this season.

• Searcy's 253 all-purpose yards this season have come on just 28 touches (26 carries, two receptions), good for 9.0 yards per touch.

• Searcy racked up 76 yards on just seven touches, including a career-best 42-yard reception that set up a touchdown and a 5.7-yard rushing average, in the season opener against Tennessee.

• Last Saturday against Wake Forest, Searcy ran for a season-high 57 yards on five carries, including his first touchdown of the season on a 42-yard run. His 11.4 yards-per-rush average was also a season high.

• Searcy's 91 rushing yards against Mercer on Sept. 10 of last season remain the most by a Georgia Tech A-back since Robert Godhigh ran for 126 yards in a 55-31 defeat at Clemson on Nov. 14, 2013.

• Green has made the most of his 17 touches this season, averaging 8.2 yards per touch with three touchdowns (two receiving, one rushing).

• Green scored both of Georgia Tech's offensive touchdowns on Oct. 14 at Miami (Fla.) on a five-yard run and a three-yard reception.

• With two rushing touchdowns, two receiving touchdowns and a kickoff-return touchdown in his two seasons as a Yellow Jacket, Green is the first Georgia Tech student-athlete to score touchdowns via rush, reception and kickoff return since Drew Hill accomplished the feat from 1975-78 (two rushing TDs, eight receiving TDs, two kickoff return TDs).

• Rounding out the Yellow Jackets' four-man rotation at A-back is sophomore **Nathan Cottrell**. Cottrell has rushed 20 times for 140 yards (7.0 avg.) this season.

• In all, each of the Yellow Jackets' four primary A-backs are averaging at least 7.5 yards per offensive touch this season (Lynch - 10.3, Searcy - 9.0, Green - 8.2 and Cottrell - 7.0).

WIDE RECEIVERS

• Georgia Tech boasts a pair of veteran starting wide receivers in senior **Ricky Jeune** and junior **Brad Stewart**.

• Jeune, a fifth-year senior, has started 31-straight games for the Yellow Jackets, dating back to the beginning of the 2015 season.

• Jeune's senior season is off to a stellar start, as he has caught 15 passes for 267 yards and three touchdowns through six games.

• Jeune ranks second in the ACC and 35th nationally with 17.8 yards per reception this season.

• Jeune is just one touchdown shy of his single-season career high of four, set as a sophomore in 2015.

• Jeune recorded the first multi-touchdown game of his career with touchdown receptions of 27 and 23 yards versus Jacksonville State on Sept. 9.

• Jeune's two-touchdown game versus Jacksonville State was the first by a Georgia Tech wide receiver in more than three years (DeAndre Smelter vs. Wofford, Aug. 30, 2014).

OFFENSE

- Jeune's senior campaign got off to a strong start with two catches for 55 yards in the season opener against Tennessee (Sept. 4), including a 44-yarder that helped set up Georgia Tech's first touchdown of the season. The 44-yard catch was the third-longest of his career.
- Jeune has been held without a catch only three times in his 31 career starts.
- Jeune picked up 30 rushing yards on the second carry of his career (a reverse) last Saturday versus Wake Forest.
- The 30-yard rush actually lowered Jeune's career yards-per-rush average to 35.5. His first rush was a 40-yard gain at North Carolina on Nov. 5, 2016.
- Stewart has caught three passes for 39 yards over the first six games of his junior campaign. Two of the three receptions came in the Sept. 4 season opener against Tennessee.
- Stewart was named to the 2016 College Sports Information Directors of America (CoSIDA) Academic All-District Team for District 4, which consists of all Division I programs in Alabama, Florida, Georgia and South Carolina. In addition to his exploits on the field, Stewart boasts a 3.58 cumulative grade point average in mechanical engineering.
- Between them, Jeune and Stewart have accounted for 93 of the 108 receptions, 1,728 of the 1,972 receiving yards and nine of the 11 touchdown catches amassed by Georgia Tech wide receivers since the beginning of the 2015 season.

OFFENSIVE LINE

- Seven different offensive linemen boast starting experience for Georgia Tech. Those seven have combined for a total of 84 starts over 165 career games.

GEORGIA TECH OFFENSIVE LINE START CHART

	Career Games	Career Starts	2017 Starts	Consec. Starts
RG Shamire Devine	43	20	4	1
RT/LT Andrew Marshall *	33	9	—	—
RG/LG/LT Will Bryan	29	21	4	—
LG Parker Braun	18	14	6	14
RT Jake Stickler	16	6	6	6
LT Jahaziel Lee	15	7	4	2
C Kenny Cooper	11	7	6	6
TOTALS	165	84	30	-

* out for season with injury

- Behind its offensive line, Georgia Tech leads the ACC and ranks second nationally in rushing offense this season (372.8 ypg) and ranks second in the ACC and 34th nationally in fewest tackles for loss allowed (5.0 per game).
- A Yellow Jacket has been named ACC Offensive Lineman of the Week following three of Georgia Tech's last four games — sophomore left guard **Parker Braun** (Sept. 23 vs. Pittsburgh), sophomore center **Kenny Cooper** (Sept. 30 vs. North Carolina) and senior right guard **Shamire Devine** (Oct. 21 vs. Wake Forest).
- Braun took 22 Pitt defenders to the ground and was named ACC Offensive Lineman of the Week for the second time in his first 11 career starts. Braun helped pave the way for the Yellow Jackets to run for 436 yards in the 35-17 win over Pitt, its most in an ACC game since it amassed 479 yards on the ground in a 56-23 win over NC State on Oct. 18, 2014.

- Cooper was named ACC Offensive Lineman of the Week one week after Braun claimed the award by taking 10 defenders to the ground and helping Georgia Tech run for 403 yards in its 33-7 win over North Carolina. The award came in Cooper's fifth-career start.
- Devine earned the first conference honor of his career after recording 10 knockdowns, most at the point of attack, while helping the Jackets rush for 427 yards in last Saturday's win over Wake Forest.
- Braun became the first Georgia Tech freshman to ever be named ACC Offensive Lineman of the Week after compiling 10 knockdowns and paving the way for Tech's 309 rushing yards in the Yellow Jackets' 30-20 win at No. 18 Virginia Tech on Nov. 12 of last season.
- Braun established himself as one of the nation's top young linemen in 2016, which was validated by him being named to *ESPN.com*'s true freshman all-America team.

- The Yellow Jackets benefit from the fact that three true freshmen were a part of the starting lineup at some point of last season. In addition to Braun starting the final eight games of the 2016 season at left guard, **Jahaziel Lee** made three starts at left tackle (Oct. 15 vs. GS, Oct. 29 vs. Duke, Nov. 12 at Virginia Tech) and Cooper started at center on Nov. 12 at Virginia Tech.

- Georgia Tech's offensive line paved the way for the Yellow Jackets to lead the ACC and finish ninth nationally in rushing offense last season. The Jackets' offensive front also ranked second in the ACC and 17th nationally in fewest sacks allowed (1.23 per game) in 2016.

DEFENSE

- Georgia Tech ranks third in the ACC and 20th nationally in total defense, allowing 313.8 yards per game.
- In all, the Yellow Jackets rank among the nation's top 35 in eight different defensive statistical categories.

GEORGIA TECH DEFENSE — NATIONAL/ACC RANKS

Category	No.	FBS Rank	ACC Rank
First Downs Allowed	98	5th	1st
3rd-Down Conv. Defense	.246	5th	3rd
Total Defense	313.8 ypg	20th	3rd
Rushing Defense	116.8 ypg	20th	4th
Pass Efficiency Defense	113.86	30th	5th
Scoring Defense	20.8 ppg	35th	6th

- The Jackets have forced 32 three-and-outs on their 72 defensive series this season (44.4 percent). Last season, Georgia Tech forced a total of 24 three-and-outs through 13 games.
- Georgia Tech ranks fourth nationally in percentage of defensive series that have ended in three-and-outs (*research courtesy of Auburn University*).

NCAA DIVISION I FBS DEFENSIVE THREE-AND-OUTS — 2017

Team	3-and-Outs	Def. Series	Pct.
1. Michigan	49	90	.544
2. Alabama	47	98	.480
4. Indiana	48	107	.449
4. GEORGIA TECH	32	72	.444
5. Texas A&M	42	98	.429

- Aided by an offense that leads the nation in time of possession and its own prowess in getting off the field, Georgia Tech's defense has limited opponents to an average of just 63.2 offensive plays per game this season, the seventh-fewest faced by any defensive unit in the nation.
- Over the course of its last 10 games (the final four games of last season and their first six games of this season), Georgia Tech has forced 17 turnovers that have led directly to 68 points. By contrast, over the first nine games of last season, the Yellow Jackets forced nine turnovers that led to just 14 points.

- Georgia Tech's defense has also put more pressure on the quarterback over the course of the last 10 games. During the past 10 contests, the Yellow Jackets have recorded 24 sacks, including five against Jacksonville State on Sept. 9 and three versus Pittsburgh on Sept. 23 and at Miami (Fla.) on Oct. 14. Over the first nine games of last season, the Yellow Jackets had a total of just eight sacks and did not record more than two in any game.

GEORGIA TECH DEFENSE — 2016-17

Last 10 Games (final four of 2016, first six of 2017)			
Sacks	Takeaways	Interceptions	Pts. Off T'Over
24	17	11	68

First 9 Games of 2016			
Sacks	Takeaways	Interceptions	Pts. Off T'Over
8	9	4	14

- Pittsburgh's 235 total yards on Sept. 23 were the fewest that Georgia Tech has allowed in an ACC game since Clemson managed just 190 yards in the Yellow Jackets' 28-6 victory on Nov. 15, 2014.
- Pitt's 37 rushing yards were the fewest surrendered by Tech in any game since Virginia ran for only 22 yards in the Jackets' 35-10 triumph on Nov. 1, 2014.
- Jacksonville State's 189 yards on Sept. 9 were the fewest that Georgia Tech has surrendered in a game since it limited North Carolina to just 154 yards in a 24-7 victory on Sept. 26, 2009.

DEFENSE

• JSU's 73 passing yards were the fewest that Tech has allowed since Clemson threw for just 59 yards in the Jackets' 28-6 victory on Nov. 15, 2014.

• During its four wins this season, Georgia Tech's defense has been especially stout as it settles into the game.

- **Sept. 9 vs. Jacksonville State:** JSU registered 90 yards over its first two possessions but recorded just 99 yards the rest of the game.
- **Sept. 23 vs. Pittsburgh:** Pitt drove 78 yards for a touchdown on its opening series but managed just 157 yards the rest of the game.
- **Sept. 30 vs. North Carolina:** UNC managed just 38 yards and committed two turnovers over its first five possessions of the second half.
- **Oct. 21 vs. Wake Forest:** After rushing for 93 yards and scoring touchdowns on its final three possessions of the first half, Wake managed just 17 rushing yards and three points after the break.

• Conversely, Georgia Tech's defense started red-hot against Tennessee on Sept. 4 and Miami (Fla.) on Oct. 14 but struggled down the stretch of each game, both one-point defeats.

GEORGIA TECH DEFENSE — GAME 1 vs. TENNESSEE
First 41:46 of regulation

Series	Yards	Touchdowns	3-&-Outs
7	109	1	4

Final 18:14 of regulation plus overtime periods

Series	Yards	Touchdowns	3-&-Outs
6	278	5	1

GEORGIA TECH DEFENSE — GAME 5 AT MIAMI
First 39:08

Series	Yards	Yds./Play	3-&-Outs
7	189	4.5	3

Final 20:52

Series	Yards	Yds./Play	3-&-Outs
5	267	7.4	0

DEFENSIVE LINE

• Despite losing a total of 60 career starts with the graduation of tackles **Patrick Gamble** and **Francis Kallon** and end **Rod Rook-Chungong** following the conclusion of last season, Georgia Tech still boasts a combined 71 career starts along its defensive line, thanks in large part to senior end **KeShun Freeman** (43 career starts).

• While Freeman draws a lot of attention at one defensive end position, the most production has been coming from the other end position, where junior **Anree Saint-Amour** and senior **Antonio Simmons** split snaps. The duo has combined for seven sacks, 10.5 tackles for loss and eight quarterback hurries through six games.

• Despite seeing limited playing time last Saturday versus Wake Forest due to an upper-body injury, Simmons ranks fifth in the ACC and is tied for 25th nationally with .75 sacks per game (4.5 total) while Saint-Amour ranks 23rd in the conference with .42 sacks per game (2.5 total).

• Simmons is also tied for 24th in the ACC with .92 tackles for loss per game (5.5 total) while Saint-Amour ranks 31st in the ACC with .86 TFL/game (5.0 total).

ANTONIO SIMMONS/ANREE SAINT-AMOUR — 2017

Game	Simmons		Saint-Amour	
	Sacks	TFL	Sacks	TFL
Tennessee	—	—	—	—
Jax State	—	1.0	2.0	3.0
Pitt	2.0	2.0	—	1.0
UNC	1.0	1.0	—	—
Miami	1.5	1.5	0.5	1.0
WF	—	—	—	—
Clemson	—	—	—	—
UVA	—	—	—	—
VT	—	—	—	—
Duke	—	—	—	—
UGA	—	—	—	—
Total	4.5	5.5	2.5	5.0

• Between them, Georgia Tech's top three defensive ends have combined for 21 career sacks — Saint-Amour - 7.5; Freeman - 7.0; Simmons - 6.5.

• A four-year starter with 45-straight appearances and 41-consecutive starts under his belt, Freeman leads all Yellow Jackets with 19.5 career tackles for loss to go along with his seven career sacks.

• One of the team's unquestioned leaders, Freeman received one of college football's highest honors last year when he was one of 25 football student-athletes across the nation named to the 2016 Allstate AFCA Good Works Team in recognition of his exemplary service to the community.

LINEBACKERS

• Three of Georgia Tech's top six tacklers this season are linebackers. Junior outside linebacker **Victor Alexander** has taken over the team lead with 27 stops, while junior middle linebacker **Brant Mitchell** ranks fifth on the squad with 21 and senior OLB **Terrell Lewis** ranks sixth with 19 stops.

• Alexander and Mitchell serve as the primary starters in Georgia Tech's nickel scheme.

• Alexander has started each of the last five games (the first starts of his career) and has responded with seven tackles against Jacksonville State (Sept. 9), five against North Carolina (Sept. 30), five at Miami (Oct. 14) and a team-high-tying six last Saturday against Wake Forest.

• Alexander also recorded the first sack of his career last Saturday against Wake and it was a big one — it came on fourth-and-four at the GT 34 yard line with the Yellow Jackets clinging to a 25-24 lead late in the third quarter.

• In his second year as a full-time starter, Mitchell is the Yellow Jackets' most experienced linebacker. He recorded 33 tackles and two interceptions over the first four games of the 2016 campaign (all Georgia Tech wins), giving him 54 stops over his past nine contests (including his five games this season).

• Mitchell missed a game for the first time in his career last Saturday when he sat out of the Jackets' win over Wake Forest due to a lower-body injury.

• Lewis, the only senior among Tech's linebacking corps, led all tacklers with five in Georgia Tech's 35-17 victory over Pittsburgh (Sept. 23).

• Linebacker is one of two positions where the Yellow Jackets have two true freshmen listed on the two-deep — **Bruce Jordan-Swilling** and **T.D. Roof** (listed as top backups to Mitchell and Alexander, respectively).

• After Mitchell sustained his injury at Miami (Fla.) on Oct. 14, Jordan-Swilling saw the most playing time of his career

at middle linebacker. He responded with a career-high and team-high-tying seven tackles.

• Last Saturday against Wake Forest, Jordan-Swilling made perhaps the biggest tackle of the game, a fourth-and-one stop at the GT 21 yard line that preserved the Yellow Jackets' 31-24 lead with 3:44 remaining in the contest.

• On Sept. 9 against Jacksonville State, Roof (the son of Georgia Tech defensive coordinator **Ted Roof**) notched the first two sacks of his career in the second half of the Yellow Jackets' 37-10 victory.

• With his two sacks against JSU, Roof remains third on the team and tied for 30th in the ACC at .33 sacks per game.

DEFENSIVE BACKS

• On defense, Georgia Tech's most experienced position group is in the secondary, where the Jackets returned all five starters from last season — Sr. SS **Corey Griffin, Jr.**, FS **A.J. Gray**, Sr. CB **Lance Austin**, Sr. CB **Step Durham** and Sr. NIC **Lawrence Austin**.

• The five starters in the secondary have combined for 103 career starts.

• Through six games this season, the group has combined for 109 tackles, five interceptions and 17 pass breakups.

• Last season, the five starting defensive backs combined for 286 tackles, eight interceptions and 31 pass breakups in 13 games.

• Gray became the latest Yellow Jacket to be honored as ACC Defensive Back of the Week when he received the award following Georgia Tech's 33-7 win over North Carolina (Sept. 30). Gray, who had one career interception going into the game, picked off two passes en route to earning the recognition.

• Yellow Jackets have been named the ACC Defensive Back of the Week following four of Georgia Tech's last nine regular-season games.

GT'S ACC DBs OF THE WEEK — SINCE 11/12/16

Nov. 12, 2016 at Virginia Tech

NIC Lawrence Austin

Nov. 19, 2016 vs. Virginia

CB Lance Austin

Nov. 26, 2016 at Georgia

CB Lance Austin

Sept. 30, 2017 vs. North Carolina

FS A.J. Gray

• Gray's .33 interceptions per game (two in six games) ranks eighth in the ACC.

• Despite Gray's big day versus UNC, the Yellow Jackets' most consistent defensive back this season has been Lawrence Austin. He is tied for second on the team with 25 tackles (19 solo) to go along with an interception (vs. Jacksonville State) and and three pass breakups (tied for second on the team).

• The safety duo of Gray and Griffin have recorded 25 (t-second on the team) and 24 (fourth) tackles, respectively. Griffin and Gray ranked first and third on the team a season ago with 82 and 72 tackles, respectively.

• Durham leads the team and is tied for 20th in the ACC with four pass breakups.

• Lawrence Austin and Lance Austin are tied for second on the team and 36th in the ACC with three pass breakups apiece.

DEFENSE

- The Austins (twin brothers) led the team and tied for seventh in the ACC with three interceptions apiece in 2016.
- Lance Austin also led the ACC and tied for 15th nationally with 15 passes defended a season ago.

SPECIAL TEAMS

- Georgia Tech's 18 blocked kicks since the beginning of the 2013 season are the fifth-most by an FBS team during that span.

MOST BLOCKED KICKS SINCE 2013 (FBS)

BYU	20
Oklahoma State	19
Temple	19
Air Force	19
GEORGIA TECH	18
Rutgers	17
Alabama	16
Arkansas State	15
Indiana	15
Kansas State	15
Mississippi State	15
SMU	14
Boise State	13
North Texas	13
Southern California	13
Southern Miss	13
Notre Dame	12

- The Yellow Jackets blocked four kicks last season, which was tied for 13th nationally, but have yet to block one this season.

- Georgia Tech is one of only six FBS programs without anyone on their roster who attempted a field goal or a punt at the collegiate level prior to this season, joining Arizona State, Hawaii, Troy, UAB and Virginia (*research courtesy of the University of Virginia*).

- In the punting game, Georgia Tech's inexperience has not been evident, as true freshman **Pressley Harvin III** has compiled a 45.6-yard average over the first six games of his career. Six of his 21 punts (28.6 pct.) have traveled 50-plus yards, eight (38.1 pct.) have been downed inside the opponent's 20 yard line and seven (33.3 pct.) have been fair-caught.

- Harvin's 21 punts in six games fall just short of the minimum needed to qualify for national/ACC statistical rankings (3.6 per game). However, his 45.6-yard average would rank 10th nationally and second in the ACC if listed.

- In addition to ranking second in the ACC and 10th nationally overall, Harvin's 45.6-yard average is tops among all NCAA Division I FBS true freshmen.

- Harvin had a career day at Miami (Fla.) on Oct. 14, with four of his six punts downed inside the 20 yard line and one traveling a career-long 62 yards, all with heavy rain making conditions unfavorable throughout much of the game.

- Harvin boomed a 56-yard punt on his first collegiate kick versus Tennessee on Sept. 4.

- Georgia Tech's place-kicking duties are also being handled by a true freshman, as **Brenton King** has become Tech's starting place kicker following a season-ending knee injury sustained by sophomore **Shawn Davis** on a kickoff at Miami (Fla.) on Oct. 14.

- King is a perfect 4-for-4 on field-goal attempts in his short career, including 3-for-3 in a game-and-a-half since Davis' injury.

- Davis had rebounded from a pair of misses in the season opener against Tennessee to split the uprights on the last two attempts of his injury-shortened campaign — a 34-yarder versus Jacksonville State (Sept. 9) and a 21-yarder against North Carolina (Sept. 30).

- Georgia Tech scored its first special-teams touchdown of the season at Miami (Fla.) on Oct. 14 when **Lamont Simmons** returned Miami's botched onside-kick attempt to open the second half 42 yards for a score.

- Simmons' kick return touchdown at Miami was Georgia Tech's second in just over a calendar year. On Oct. 8 of last season at Pittsburgh, **J.J. Green** returned a kickoff 96 yards for a touchdown. It was Georgia Tech's first kickoff return for a touchdown since Jamal Golden's 100-yarder versus North Carolina on Nov. 10, 2012 and was the eighth-longest kick return in program history.

LONGEST KICKOFF RETURNS IN GT HISTORY

	Yds.	Name	Opponent	Date
1.	100 (t)	Drew Hill	at Georgia	Dec. 2, 1978
	100 (t)	Dez White	at Maryland	Oct. 31, 1998
	100 (t)	Jamal Golden	at UNC	Nov. 10, 2012
4.	99 (t)	Gary Lee	NC State	Oct. 11, 1986
5.	97 (t)	Eddie Lee Ivery	at N. Dame	Nov. 5, 1977
	97 (t)	Drew Hill	at Auburn	Oct. 21, 1978
	97 (t)	Jamal Golden	BYU	Oct. 27, 2012
8.	96 (t)	J.J. Green	at Pitt	Oct. 8, 2016
9.	95	Cory Collier	at Duke	Oct. 29, 1983
	95 (t)	Gary Lee	Georgia	Nov. 30, 1985
	95 (t)	Dez White	at Duke	Nov. 15, 1997

(t) denotes touchdown

- With two rushing touchdowns, two receiving touchdowns and a kickoff-return touchdown in his two seasons as a Yellow Jacket, Green is the first Georgia Tech student-athlete to score touchdowns via rush, reception and kickoff return since Drew Hill accomplished the feat from 1975-78 (two rushing TDs, eight receiving TDs, two kickoff return TDs).

MISCELLANEOUS

- Of the 360 minutes that Georgia Tech has played in regulation this season, it has only trailed for 37:25.
- Prior to last Saturday's come-from-behind win over Wake Forest, the Yellow Jackets had only trailed for 20:43 total and just four seconds after halftime — the final four seconds of their 25-24 loss at No. 11/10 Miami (Fla.) on Oct. 14.

GEORGIA TECH TIME SPENT TRAILING* — 2017

Game	Total	After Halftime
Tennessee	0:00	0:00
Jacksonville State	11:06	0:00
Pittsburgh	5:50	0:00
North Carolina	0:00	0:00
Miami (Fla.)	3:47	0:04
Wake Forest	16:42	5:01
Total	37:25	5:05

* in regulation time (360 minutes total, 180 minutes after halftime)

- Georgia Tech is only the 10th team in ACC history with two one-point losses in the same season.

TWO ONE-POINT LOSSES IN A SINGLE SEASON — ACC HISTORY

Year	Team
1964	North Carolina
1968	Wake Forest
1980	Wake Forest
1982	Maryland
1994	Duke
1995	GEORGIA TECH
1995	Virginia
2006	Clemson
2006	Duke
2017	GEORGIA TECH

- Georgia Tech, which faced the nation's eighth-toughest schedule coming into the season based on opponents' winning percentage in 2016 (*research courtesy of Syracuse University*), now faces the second-toughest remaining schedule in NCAA Division I FBS.

Toughest Remaining Schedules —

2017 NCAA Division I FBS

Team	Remaining Opp.	Combined Win %
Auburn		.778
GEORGIA TECH		.750
Notre Dame		.742
Alabama		.700
Tulsa		.680
South Carolina		.680
Washington State		.680

- Of the six teams remaining on Georgia Tech's regular-season schedule, three are ranked among the nation's top 15 in this week's *Associated Press* poll — No. 3 Georgia (Nov. 25), No. 7 Clemson (Saturday) and No. 13 Virginia Tech (Nov. 11).
- Georgia Tech is one of only 28 FBS programs with nine opponents on its 2017 schedule that played in a bowl game in 2016 (*research courtesy of Utah State University*).
- In all, 10 of the Yellow Jackets' 12 opponents in 2017 advanced to the postseason in 2016. In addition to the nine 2016 bowl teams on the Jackets' '17 schedule (Tennessee, UCF, Pitt, North Carolina, Miami, Wake Forest, Clemson, Virginia Tech and Georgia), Jacksonville State advanced to the 2016 NCAA Division I FCS playoffs and finished 10-2.
- Georgia Tech leads the nation in fewest penalty yards per game this season (30.17). The Yellow Jackets rank fourth nationally in fewest penalties per game (3.83).
- Tech was also one of the nation's least-penalized teams in 2016, finishing 11th nationally in both fewest penalties per game (4.38) and fewest penalty yards per game (38.62).

- Georgia Tech's current seven-game winning streak at Bobby Dodd Stadium is its longest home winning streak since it also won seven in a row on The Flats from Nov. 1, 2008-Nov. 7, 2009.

- Georgia Tech's roster includes seven student-athletes whose fathers also played football for the Yellow Jackets — DL **Kyle Cerge-Henderson** (father: Kevin Henderson), LB **Tyler Cooksey** (Tom Cooksey), OL **Bailey Ivemeyer** (John Ivemeyer), LB **Bruce Jordan-Swilling** (Pat Swilling - GT All-American and NFL All-Pro for the New Orleans Saints), LB **T.D. Roof** (Ted Roof - current GT defensive coordinator), OL **Trey Smith** (Dan Smith) and DB **Tre Swilling** (Pat Swilling - GT All-American and NFL All-Pro for the New Orleans Saints).

FBS Programs with Most Current Student-Athletes Whose Fathers Also Played at the Same School

Clemson	9
Michigan	9
Iowa	8
Georgia Tech	7
BYU	7
Florida State	6
Hawai'i	6
Virginia	6
Texas	5
Colorado	4
West Virginia	4

- Georgia Tech has finished in first or second place in the ACC's Coastal Division six times in **Paul Johnson's** nine seasons as head coach and seven times in 12 seasons since the ACC split into divisions in 2005.

Year	GT Record / Finish	Champion
2005	5-3 / 3rd	Virginia Tech
2006	7-1 / 1st	Georgia Tech
2007	4-4 / 3rd	Virginia Tech
2008	5-3 / t-1st	Virginia Tech
2009	7-1 / 1st	Georgia Tech
2010	4-4 / t-3rd	Virginia Tech
2011	5-3 / t-2nd	Virginia Tech
2012	5-3 / 1st	Georgia Tech
2013	5-3 / t-2nd	Duke
2014	6-2 / 1st	Georgia Tech
2015	1-7 / 6th	North Carolina
2016	4-4 / 5th	Virginia Tech

2017 HONORS AND AWARDS

Manning Award Star of the Week

Jr. QB TaQuon Marshall
Sept. 4 vs. Tennessee

Davey O'Brien Award "Great 8"

Jr. QB TaQuon Marshall
Sept. 4 vs. Tennessee

ACC Offensive Back of the Week

Jr. QB TaQuon Marshall
Sept. 4 vs. Tennessee

ACC Offensive Lineman of the Week

So. LG Parker Braun
Sept. 23 vs. Pittsburgh

So. C Kenny Cooper
Sept. 30 vs. North Carolina

Sr. RG Shamire Devine
Oct. 21 vs. Wake Forest

ACC Defensive Back of the Week

Jr. FS A.J. Gray
Sept. 30 vs. North Carolina

Bobby Dodd Trophy Watch List (Coach)

Head Coach Paul Johnson

Maxwell Award Watch List (Player)

Jr. QB TaQuon Marshall

Outland Trophy Watch List (Interior Lineman)

So. OL Parker Braun

Earl Campbell Award Watch List

(Offensive Player In or From Texas)
So. OL Parker Braun

Allstate AFCA Good Works Team Nominee

(Community Service)
Jr. QB Matthew Jordan

Wuerrfel Trophy Nominee (Community Service)

Sr. DE KeShun Freeman

HEAD COACH PAUL JOHNSON
JOHNSON BIO

Wife: Susan Daughter: Kaitlyn
 Born: August 20, 1957 Education: Western Carolina, B.S., '79; Appalachian State, M.S., '82

YEAR-BY-YEAR HEAD COACHING RECORD

1997	Georgia Southern . . .	10-3	.769	SoCon Champions	
1998	Georgia Southern . . .	14-1	.933	SoCon Champions	I-AA Runner-Up
1999	Georgia Southern . . .	13-2	.867	SoCon Champions	I-AA National Champions
2000	Georgia Southern . . .	13-2	.867	SoCon Champions	I-AA National Champions
2001	Georgia Southern . . .	12-2	.857	SoCon Champions	

GEORGIA SOUTHERN TOTALS (FIVE SEASONS) -- 62-10 (.861)

2002	Navy	2-10	.167		
2003	Navy	8-5	.615		EV1.net Houston Bowl
2004	Navy	10-2	.833		Emerald Bowl Champions
2005	Navy	8-4	.667		Poinsettia Bowl Champions
2006	Navy	9-4	.692		Meineke Car Care Bowl
2007	Navy	8-4	.667		Poinsettia Bowl

NAVY TOTALS (SIX SEASONS) -- 45-29 (.608)

2008	Georgia Tech	9-4	.692		Chick-fil-A Bowl
2009	Georgia Tech	*10-3	.786	ACC Championship Game	FedEx Orange Bowl
2010	Georgia Tech	6-7	.461		Advocare Independence Bowl
2011	Georgia Tech	8-5	.615		Hyundai Sun Bowl
2012	Georgia Tech	7-7	.500	ACC Championship Game	Hyundai Sun Bowl Champions
2013	Georgia Tech	7-6	.538		Franklin American Mortgage Music City Bowl
2014	Georgia Tech	11-3	.786	ACC Championship Game	Capital One Orange Bowl Champions
2015	Georgia Tech	3-9	.250		
2016	Georgia Tech	9-4	.692		TaxSlayer Bowl Champions
2017	Georgia Tech	4-2	.667		

GEORGIA TECH TOTALS (10TH SEASON) -- *74-50 (.597)
CAREER TOTALS (21ST SEASON) -- *181-89 (.670)

* 2009 ACC Championship later vacated due to NCAA sanctions. Georgia Tech's on-field record in 2009 was 11-3.

JOHNSON'S ACCOMPLISHMENTS AT GEORGIA TECH

- Three-time ACC Coach of the Year (2008, 2009, 2014)
- 2008 National Coach of the Year (CBS Sports)
- Has led Georgia Tech to three ACC Championship Games in his nine seasons.
- Georgia Tech has finished first or second in the ACC Coastal Division six times in Johnson's nine seasons at the helm.
- Has averaged 7.8 wins per season with two of the nine 10-win seasons and one of the five 11-win seasons in school history.
- Is 8-4 at home against nationally ranked teams and 3-2 at home against top 10 opponents.
- Is 18-12 in games decided by five points or less.
- Tech has scored more than 30 points in a game 62 times under Johnson and is 51-11 in those contests.
- Has directed seven of the top 10 seasons for total offense and rushing offense in school history.
- Yellow Jackets have led the ACC and ranked among the top 10 nationally in rushing each of his nine seasons at Georgia Tech. Tech led the nation in rushing in 2010 (323.3 ypg) and 2014 (342.1 ypg) and ranked second nationally in 2011 (316.5 ypg).
- Has coached four players that have rushed for 1,000 yards in a season a total of five times during his nine-year tenure: Jonathan Dwyer (2008), Dwyer and Joshua Nesbitt (2009), Anthony Allen (2010) and Justin Thomas (2014).
- Has coached 15 first-team all-ACC honorees.
- Has coached three first-team All-Americans: Michael Johnson (2008), Derrick Morgan (2009) and Shaquille Mason (2014).
- Has coached an ACC Offensive Player of the Year (Dwyer in 2008) and an ACC Defensive Player of the Year (Morgan in 2009).

CAREER VICTORIES — ACTIVE FBS COACHES

1.	Brian Kelly	Notre Dame	236
2.	Nick Saban	Alabama	213
3.	Bill Snyder	Kansas State	205
4.	Paul Johnson	Georgia Tech	181
5.	Urban Meyer	Ohio State	171

RECORD BREAKDOWN

Current Streak	Won 1
Current Home Streak	Won 7
Current Road Streak	Lost 1
Current Neutral Streak	Lost 1
Last Win	38-24 vs. Wake Forest (10/21/17)
Last Home Win	38-24 vs. Wake Forest (10/21/17)
Last Home Loss	35-21 vs. No. 14/14 Miami (Fla.) (10/1/16)
Last Win Away From Home	33-18 vs. Kentucky (12/31/16)
Last True Road Win	28-27 at Georgia (11/26/16)
Last Road Loss	25-24 at No. 11/10 Miami (Fla.) (10/14/17)

2017 JOHNSON ERA*

Overall	4-2	74-50
Playing at home	4-0	46-18
Playing on the road	0-1	24-24
Playing at a neutral site	0-1	4-8
In bowl games	0-0	3-5
In overtime	0-1	2-5
More than 7 days to prepare	1-1	18-13

In August	0-0	3-0
In September	3-1	26-12
In October	1-1	23-17
In November	0-0	19-14
In December	0-0	3-6
In January	0-0	0-1

Outrushing opponent	4-2	71-37
When rushing for 300 yards	3-1	50-14
When rushing for 400 yards	3-1	19-2
When rushing for 500 yards	0-1	1-1
When rushing for 600 yards	0-0	1-0
Outrushed by opponent	0-0	3-12
When allowing 300 yards rushing	0-0	0-1
Rushing yards the same	0-0	0-1
Outpassing opponent	1-0	15-5
When passing for 300 yards	0-0	1-0
Outpassed by opponent	3-2	59-45
When allowing 300 yards passing	0-0	10-11
When allowing 400 yards passing	0-0	2-1

More total offense than opponent	4-1	61-16
When having 400+ total offense	3-1	52-21
When having 500+ total offense	0-1	25-4
When having 600+ total offense	0-1	5-2
Less total offense than opponent	0-1	13-34
When allowing 400+ total offense	0-1	15-29
When allowing 500+ total offense	0-0	5-10

Committing fewer turnovers	2-0	40-10
Committing more turnovers	1-2	14-30
Turnovers are even	1-0	20-10

< 30:00 of time of possession	0-0	22-23
> 30:00 of time of possession	4-2	52-27

Scoring first	3-1	54-16
Opponent scores first	1-1	20-34

Leading after the 1st quarter	2-2	48-13
Trailing after the 1st quarter	1-0	10-30
Tied after the 1st quarter	1-0	16-7
Leading at halftime	3-2	57-10
Trailing at halftime	1-0	12-35
Tied at halftime	0-0	6-5
Leading after the 3rd quarter	4-2	64-9
Trailing after the 3rd quarter	0-0	6-40
Tied after the 3rd quarter	0-0	4-1

Scoring 0-10 points	0-0	1-9
Scoring 11-20 points	0-0	2-13
Scoring 21-30 points	0-1	20-18
Scoring 31-40 points	4-0	25-8
Scoring 41-plus points	0-1	26-2

Opponent scores 0-10 points	2-0	21-0
Opponent scores 11-20 points	1-0	22-5
Opponent scores 21-30 points	1-1	22-17
Opponent scores 31-40 points	0-0	6-14
Opponent scores 41-plus points	0-1	3-14

With an individual 100-yard rusher	3-1	46-16
With two 100-yard rushers	3-1	14-2

* does not include vacated win (2009 ACC Championship Game)

GEORGIA TECH COACHES ON GAMEDAY

ON THE FIELD

Head Coach:
 Paul Johnson — 10th season (Western Carolina, 1979)

Safeties:
 Andy McCollum — Eighth season (Austin Peay State, 1981)

Defensive Line:
 Mike Pelton — Fifth season (Auburn, 1999)

Cornerbacks:
 Joe Speed — Eighth season (U.S. Naval Academy, 1996)

A-Backs/Special Teams:
 Lamar Owens — 10th season (Maryland, 2008)

Co-Offensive Line:
 Ron West — Second season (Clemson, 1979)

IN THE BOOTH

Defensive Coordinator/Linebackers:
 Ted Roof — Fifth season (Georgia Tech, 1986)

Quarterbacks/B-Backs:
 Craig Candeto — First season (U.S. Naval Academy, 2004)

Wide Receivers:
 Al "Buzz" Preston — 10th season (Hawai'i, 1982)

Offensive Line:
 Mike Sewak — 10th season (Virginia, 1981)



PROJECTED DEPTH CHART

OFFENSE (Spread Option)

QB	16	TaQUON MARSHALL	5-10	180	Jr.
	11	Matthew Jordan	6-2	208	r-Jr.
<u>or</u>	7	Lucas Johnson	6-3	210	r-Fr.
<u>or</u>	4	Jay Jones	6-0	188	r-Fr.
BB	30	KirVONTE BENSON	5-9	211	r-So.
	21	Quaide Weimerskirch	6-0	217	r-So.
<u>or</u>	15	Jerry Howard	6-0	215	Fr.
<u>or</u>	24	Jordan Ponchez-Mason	6-1	205	Fr.
AB	1	QUA SEARCY	5-11	174	r-Jr.
<u>or</u>	22	CLINTON LYNCH	6-0	190	r-Jr.
AB	28	J.J. GREEN	5-9	188	r-Sr.
<u>or</u>	31	NATHAN COTTRELL	5-11	189	r-So.
WR	2	RICKY JEUNE	6-3	210	r-Sr.
	80	Jalen Camp	6-2	213	So.
WR	83	BRAD STEWART	6-1	197	Jr.
	81	Antonio Messick	6-3	200	r-Sr.
<u>or</u>	84	Stephen Dolphus	6-5	210	r-Fr.
LT	53	JAHAZIEL LEE	6-2	277	So.
<u>or</u>	70	WILL BRYAN	6-4	281	Jr.
LG	75	PARKER BRAUN	6-3	280	So.
	60	Brad Morgan	6-4	288	r-So.
C	55	KENNY COOPER	6-3	307	So.
	59	Scott Morgan	6-4	290	r-So.
RG	71	SHAMIRE DEVINE	6-7	380	r-Sr.
<u>or</u>	70	WILL BRYAN	6-4	281	Jr.
RT	67	JAKE STICKLER	6-5	291	r-Jr.
	62	Bailey Ivemeyer	6-1	270	r-So.

SPECIALISTS

K	37	BRENTON KING	6-0	167	Fr.
	87	Bennett Barton	6-1	197	r-Sr.
P	27	PRESSLEY HARVIN III	6-0	240	Fr.
	47	Shea Underwood	5-10	168	r-Fr.
LS	61	CASEY WILSON	6-2	218	r-Jr.
	59	Jerrod Abee	6-1	195	Fr.
HOL	7	LUCAS JOHNSON	6-3	210	r-Fr.
	12	Chase Martenson	6-2	215	r-Jr.
KR	31	NATHAN COTTRELL	5-11	189	r-So.
<u>or</u>	28	J.J. GREEN	5-9	188	r-Sr.
PR	83	BRAD STEWART	6-1	197	Jr.
	1	Qua Searcy	5-11	174	r-Jr.

DEFENSE (Multiple)

DE	42	KeSHUN FREEMAN	6-2	250	Sr.
	95	Tyler Merriweather	6-3	238	r-Jr.
DT	99	DESMOND BRANCH	6-3	277	r-Jr.
	90	Brandon Adams	6-2	329	So.
DT	97	BRENTAVIOUS GLANTON	6-3	290	r-So.
<u>or</u>	54	KYLE CERGE-HENDERSON	6-1	293	Jr.
DE	94	ANREE SAINT-AMOUR	6-3	247	Jr.
<u>or</u>	93	ANTONIO SIMMONS	6-3	246	Sr.
OLB	52	TERRELL LEWIS	6-2	227	Sr.
	43	Tyler Cooksey	6-2	224	r-So.
MLB	51	BRANT MITCHELL	6-2	236	Jr.
	12	Bruce Jordan-Swilling	6-1	209	Fr.
OLB	9	VICTOR ALEXANDER	5-10	234	Jr.
	45	T.D. Roof	5-11	205	Fr.
SS	14	COREY GRIFFIN	6-2	199	r-Sr.
	20	Lawrence Austin	5-9	187	Sr.
FS	5	A.J. GRAY	6-1	218	Jr.
	44	Shaun Kagawa	5-11	198	Sr.
NIC	20	LAWRENCE AUSTIN	5-9	187	Sr.
	23	Jalen Johnson	6-3	216	r-Jr.
CB	17	LANCE AUSTIN	5-10	188	Sr.
	6	Lamont Simmons	6-2	194	r-Jr.
CB	8	STEP DURHAM	5-11	187	Sr.
	38	Ajani Kerr	6-0	189	r-Fr.

PRONUNCIATION GUIDE

Players	
1	QUA SEARCY qway SIR-see
2	Ricky JEUNE "June"
16	TaQUON Marshall tuh-QWON
18	TOBIAS Oliver toe-BYE-us
21	Quaide WEIMERSKIRCH WY-mer-skirch
27	Josh BLANCATO blahn-COT-oh
29	Josh SELEMBO suh-LEM-boh
30	KIRVONTE Benson curr-VON-tay
31	Nathan COTTRELL COT-trill
33	JAYTLIN ASKEW JATE-lynn ASK-you
38	AJANI Kerr uh-JOHN-ee
39	DAMEON Williams DAY-mee-in
41	JAQUAN Henderson JAY-qwon
42	KeSHUN Freeman KEE-shun (not "shawn")
44	Shaun KAGAWA ka-GOW-ah
50	Joseph MACRINA mah-CREEN-uh
53	JAHAZIEL Lee juh-HAY-zull
53	Chris DANDANEAU DAN-duh-noe
54	Kyle CERGE-Henderson "surge"
57	Lucas PATELLES puh-TELL-iss
58	Boe TUFELE tu-FELL-uh
63	Chet LAGOD luh-GOD
71	SHAMIRE Devine shuh-MEER
76	DJIMON Brooks JAH-mon
86	JAIR Hawkins-Anderson jah-EER
94	ANREE SAINT-AMOUR ahn-REE saint uh-MORE
97	BRENTAVIOUS Glanton brent-TAY-vee-us
Coaches	
	Craig CANDETO can-dee-toe
	Mike SEWAK see-wahk

2017 ROSTERS

ALPHABETICAL		
NO	NAME	POS
59	Jerrold Abee	LS
90	Brandon Adams	DL
9	Victor Alexander	LB
92	Cortez Alston	DL
33	Jaytlin Askew	DB
17	Lance Austin	DB
20	Lawrence Austin	DB
87	Bennett Barton	PK
30	KirVonte Benson	BB
27	Josh Blancato	AB
34	Gentry Bonds	DB
65	Blake Bradfield	OL
99	Desmond Branch	DL
49	Jakob Brashear	LB
75	Parker Braun	OL
66	Olin Broadway	LB
76	Djimon Brooks	DL
70	Will Bryan	OL
85	Alan Bussoletti	WR
89	Liam Byrne	ATH
80	Jalen Camp	WR
10	Christian Campbell	DB
29	Tariq Carpenter	DB
54	Kyle Cerge-Henderson	DL
72	Charlie Clark	OL
66	Jack Coco	OL
35	Jarett Cole	DB
43	Tyler Cooksey	LB
55	Kenny Cooper	OL
31	Nathan Cottrell	AB
32	David Curry	LB
53	Chris Dandaneau	LB
23	Melvin Davis	AB
88	Shawn Davis	PK
91	Kelton Dawson	DL
71	Shamire Devine	OL
84	Stephen Dolphus	WR
8	Step Durham	DB
42	KeShun Freeman	DL
46	Xavier Gantt	AB
68	Hamp Gibbs	OL
97	Brentavious Glanton	DL
5	A.J. Gray	DB
28	J.J. Green	AB
14	Corey Griffin	DB
56	Connor Hansen	OL
27	Pressley Harvin III	P
86	Jair Hawkins-Anderson	WR
41	Jaquan Henderson	LB
15	Jerry Howard	BB
64	Cheyenne Hunt	OL
62	Bailey Ivmeyer	OL
25	Tre' Jackson	LB
36	Omahri Jarrett	AB
2	Ricky Jeune	WR
23	Jalen Johnson	DB
7	Lucas Johnson	QB
4	Jay Jones	QB
11	Matthew Jordan	QB
12	Bruce Jordan-Swilling	LB
44	Shaun Kagawa	DB
38	Ajani Kerr	DB
37	Brenton King	PK
63	Chet Lagod	OL
79	William Lay	OL
53	Jahaziel Lee	OL

NUMERICAL						
NO	NAME	POS	HT	WT	CL	HOMETOWN / HIGH SCHOOL (PREVIOUS SCHOOL)
1	Qua Searcy	AB	5-11	174	r-Jr.	Barnesville, Ga./Lamar County
2	Ricky Jeune	WR	6-3	210	r-Sr.	Spring Valley, N.Y./Saint Joseph Regional (N.J.)
3	Tre Swilling	DB	6-0	185	Fr.	New Orleans, La./Brother Martin
4	Jay Jones	QB	6-0	188	r-Fr.	McCalla, Ala./McAdory
5	A.J. Gray	DB	6-1	218	Jr.	Sandersville, Ga./Washington County
6	Lamont Simmons	DB	6-2	194	r-Jr.	Jacksonville, Fla./Raines (Southern California)
7	Lucas Johnson	QB	6-3	210	r-Fr.	San Diego, Calif./Mount Carmel
8	Step Durham	DB	5-11	187	Sr.	Jacksonville, Fla./Atlantic Coast
9	Victor Alexander	LB	5-10	234	Jr.	Jacksonville, Fla./Trinity Christian School
10	Christian Campbell	DB	6-2	205	r-So.	Ponchatoula, La./Ponchatoula
11	Matthew Jordan	QB	6-2	208	r-Jr.	Fairford, Ala./Jackson
11	Devin Smith	DB	5-10	165	Fr.	Acworth, Ga./Harrison
12	Chase Martenson	QB	6-2	215	r-Jr.	Dunwoody, Ga./Marist
12	Bruce Jordan-Swilling	LB	6-1	209	Fr.	New Orleans, La./Brother Martin
13	Avery Showell	DB	6-1	192	Fr.	Cartersville, Ga./Cartersville
14	Corey Griffin	DB	6-2	199	r-Sr.	Tyrone, Ga./Sandy Creek
14	Mark Rew	AB	6-1	198	r-Fr.	Columbia, S.C./Ben Lippen
15	Jerry Howard	BB	6-0	215	Fr.	Rock Hill, S.C./Northwestern
16	TaQuon Marshall	QB	5-10	180	Jr.	Hamilton, Ga./Harris County
17	Lance Austin	DB	5-10	188	Sr.	Barnesville, Ga./Lamar County
18	Zach Matthews	DB	6-2	198	r-Jr.	Suwanee, Ga./Lambert
18	Tobias Oliver	QB	6-2	175	Fr.	Warner Robins, Ga./Northside
20	Lawrence Austin	DB	5-9	187	Sr.	Barnesville, Ga./Lamar County
21	Quaide Weimerskirch	BB	6-0	217	r-So.	Pace, Fla./Pace
22	Clinton Lynch	AB	6-0	190	r-Jr.	Norcross, Ga./Norcross
23	Jalen Johnson	DB	6-3	216	r-Jr.	Oneonta, Ala./Oneonta
23	Melvin Davis	AB	6-0	207	r-Jr.	Madison, Ga./Morgan County
24	Josh Selembo	DB	6-3	185	r-Jr.	Roswell, Ga./Roswell
24	Jordan Ponchez-Mason	BB	6-1	205	Fr.	Gallatin, Tenn./Gallatin
25	Tre' Jackson	LB	5-10	222	r-Jr.	Valdosta, Ga./Lowndes
27	Pressley Harvin III	P	6-0	240	Fr.	Alcolu, S.C./Sumter
27	Josh Blancato	AB	5-10	175	Fr.	Marietta, Ga./Kell
28	J.J. Green	AB	5-9	188	r-Sr.	Kingsland, Ga./Camden County (Georgia)
29	Bryce Vickers	DB	6-0	192	r-Fr.	Nashville, Tenn./Father Ryan
29	Tariq Carpenter	DB	6-2	188	Fr.	Ludowici, Ga./Long County
30	KirVonte Benson	BB	5-9	211	r-So.	Marietta, Ga./Marietta
31	Nathan Cottrell	AB	5-11	189	r-So.	Knoxville, Tenn./Knoxville West
32	David Curry	LB	6-2	217	r-So.	Buford, Ga./Buford
32	Chris Turner	AB	6-0	188	r-So.	Milton, Ga./Milton
33	Jaytlin Askew	DB	5-11	187	Fr.	Douglasville, Ga./McEachern
34	Gentry Bonds	DB	6-2	210	Fr.	Murfreesboro, Tenn./Riverdale
35	Jarett Cole	DB	5-10	192	r-Fr.	Norcross, Ga./Norcross
36	Omahri Jarrett	AB	5-10	174	r-So.	Douglasville, Ga./New Manchester
37	Brenton King	PK	6-0	167	Fr.	Auburn, Ga./Mill Creek
38	Ajani Kerr	DB	6-0	189	r-Fr.	Powder Springs, Ga./McEachern
39	Dameon Williams	DB	5-10	175	Fr.	Norcross, Ga./Norcross
40	Kaleb Oliver	DB	6-4	198	Fr.	Murfreesboro, Tenn./Oakland
41	Jaquan Henderson	LB	6-1	197	Fr.	Covington, Ga./Newton
42	KeShun Freeman	DL	6-2	250	Sr.	LaGrange, Ga./Callaway
43	Tyler Cooksey	LB	6-2	224	r-So.	Suwanee, Ga./Greater Atlanta Christian School
44	Shaun Kagawa	DB	5-11	198	Sr.	Hilo, Hawai'i/Kamehameha
45	T.D. Roof	LB	5-11	205	Fr.	Buford, Ga./Buford
46	Xavier Gantt	AB	5-8	171	r-Fr.	Buford, Ga./Buford
47	Brady Swilling	BB	6-2	210	r-Sr.	Chatsworth, Ga./North Murray
47	Shea Underwood	P/PK	5-10	168	r-Fr.	Young Harris, Ga./Towns County
49	Jakob Brashear	LB	6-0	221	r-Fr.	Dacula, Ga./Dacula
50	Andrew Marshall	OL	6-4	282	Sr.	Cumming, Ga./West Forsyth
50	Joseph Macrina	LB	6-0	236	r-Fr.	Suwanee, Ga./Northview
51	Brant Mitchell	LB	6-2	236	Jr.	Knoxville, Tenn./Webb School
52	Terrell Lewis	LB	6-2	227	Sr.	Ocoee, Fla./Ocoee
53	Chris Dandaneau	LB	6-3	210	r-So.	Jesup, Ga./Wayne County
53	Jahaziel Lee	OL	6-2	277	So.	Ponchatoula, La./Ponchatoula
54	Kyle Cerge-Henderson	DL	6-1	293	Jr.	Tampa, Fla./Plant
55	Kenny Cooper	OL	6-3	307	So.	Calhoun, Ga./Sonoraville
56	Connor Hansen	OL	6-2	325	Fr.	Tallahassee, Fla./Chiles

2017 ROSTERS

NO	NAME	POS	HT	WT	CL.	HOMETOWN / HIGH SCHOOL (PREVIOUS SCHOOL)
57	Lucas Patelles	LS	5-8	194	r-Fr.	Fayetteville, Ga./Starr's Mill
57	Mikey Minihan	OL	6-3	275	Fr.	Honolulu, Hawai'i/Saint Louis
58	Boe Tufele	OL	6-3	290	Fr.	Harbor City, Calif./Narbonne
59	Scott Morgan	OL	6-4	290	r-So.	Woodstock, Ga./Etowah
59	Jerrold Abee	LS	6-1	195	Fr.	Gainesville, Ga./Lakeview Academy
60	Brad Morgan	OL	6-4	288	r-So.	Woodstock, Ga./Etowah
61	Casey Wilson	LS	6-2	218	r-Jr.	Tucker, Ga./Saint Pius X
62	Bailey Ivemeyer	OL	6-1	270	r-So.	Snellville, Ga./Brookwood
63	Chet Lagod	OL	6-0	270	r-Fr.	Marietta, Ga./Marist
64	Cheyenne Hunt	OL	6-0	250	r-Jr.	Springfield, Ga./Effingham County
65	Blake Bradfield	OL	6-3	290	Fr.	Rome, Ga./Rome
66	Jack Coco	OL	6-3	270	Fr.	Johns Creek, Ga./Johns Creek
66	Olin Broadway	LB	6-3	214	Fr.	Atlanta, Ga./Saint Pius X
67	Jake Stickler	OL	6-5	291	r-Jr.	Bradenton, Fla./Manatee
68	Hamp Gibbs	OL	6-3	260	Fr.	Augusta, Ga./Augusta Prep
69	Nick Williams	DL	6-2	273	r-So.	Johns Creek, Ga./Chattahoochee
70	Will Bryan	OL	6-4	281	Jr.	Lavonia, Ga./Franklin County
71	Shamire Devine	OL	6-7	380	r-Sr.	Atlanta, Ga./Tri-Cities
72	Charlie Clark	OL	6-4	286	Fr.	Atlanta, Ga./Marist
73	Zach Quinney	OL	6-6	265	Fr.	Savannah, Ga./Savannah Christian Prep
74	Josh White	DL	6-4	240	r-Fr.	Marietta, Ga./Walton
74	Joe Santrock	OL	6-1	253	Fr.	Marietta, Ga./Kell
75	Parker Braun	OL	6-3	280	So.	Hallsville, Texas/Hallsville
76	Djimon Brooks	DL	6-1	276	r-Fr.	Sandersville, Ga./Washington County
77	Antonio Mallard	LB	6-1	235	r-Jr.	Ellenwood, Ga./Stockbridge (Clark Atlanta)
78	Trey Smith	OL	6-4	270	r-Jr.	Marietta, Ga./Hillgrove
79	William Lay	OL	6-2	260	Fr.	Hartwell, Ga./Hart County
79	Josh Tukes	DL	6-6	225	Fr.	Covington, Ga./Newton
80	Jalen Camp	WR	6-2	213	So.	Cumming, Ga./South Forsyth
81	Antonio Messick	WR	6-3	200	r-Sr.	Fayetteville, Ga./Fayette County
82	Adonias Sanders	WR	6-1	185	Fr.	North Charleston, S.C./Fort Dorchester
83	Brad Stewart	WR	6-1	197	Jr.	Savannah, Ga./Benedictine Military School
84	Stephen Dolphus	WR	6-5	210	r-Fr.	Macon, Ga./Westside
85	Alan Bussoletti	WR	6-4	204	r-Fr.	Buford, Ga./Buford
86	Jair Hawkins-Anderson	WR	6-1	182	r-Fr.	Suwanee, Ga./Northview
87	Bennett Barton	PK	6-1	197	r-Sr.	Roswell, Ga./Roswell
88	Shawn Davis	PK	6-2	205	r-So.	McDonough, Ga./Union Grove
89	Antwan Owens	DL	6-4	270	Fr.	Tallahassee, Fla./Godby
89	Liam Byrne	ATH	6-4	180	Fr.	Woodstock, Ga./Woodstock
90	Brandon Adams	DL	6-2	329	So.	Brentwood, Tenn./Brentwood Academy
91	Kelton Dawson	DL	6-3	242	Fr.	Stockbridge, Ga./Stockbridge
92	Cortez Alston	DL	6-3	247	Fr.	Atlanta, Ga./Westminster
93	Antonio Simmons	DL	6-3	246	Sr.	Jacksonville, Fla./University Christian School
94	Anree Saint-Amour	DL	6-3	247	Jr.	Suwanee, Ga./North Gwinnett
95	Tyler Merriweather	DL	6-3	238	r-Jr.	Demopolis, Ala./Demopolis
96	Chris Martin	DL	6-1	284	r-Fr.	Loganville, Ga./Grayson
97	Brentavious Glanton	DL	6-3	290	r-So.	Albany, Ga./Monroe Comprehensive
98	Tyler Vernon	DL	6-3	231	r-Fr.	Hoschton, Ga./Mill Creek
99	Desmond Branch	DL	6-3	277	r-Jr.	Rio Rancho, N.M./Cleveland (Trinity Valley Community College)

NO	NAME	POS
52	Terrell Lewis	LB
22	Clinton Lynch	AB
50	Joseph Macrina	LB
77	Antonio Mallard	LB
50	Andrew Marshall	OL
16	TaQuon Marshall	QB
12	Chase Martenson	QB
96	Chris Martin	DL
18	Zach Matthews	DB
95	Tyler Merriweather	DL
81	Antonio Messick	WR
57	Mikey Minihan	OL
51	Brant Mitchell	LB
60	Brad Morgan	OL
59	Scott Morgan	OL
40	Kaleb Oliver	DB
18	Tobias Oliver	QB
89	Antwan Owens	DL
57	Lucas Patelles	LS
24	Jordan Ponchez-Mason	BB
73	Zach Quinney	OL
14	Mark Rew	AB
45	T.D. Roof	LB
94	Anree Saint-Amour	DL
82	Adonias Sanders	WR
74	Joe Santrock	OL
1	Qua Searcy	AB
24	Josh Selembo	DB
13	Avery Showell	DB
93	Antonio Simmons	DL
6	Lamont Simmons	DB
11	Devin Smith	DB
78	Trey Smith	OL
83	Brad Stewart	WR
67	Jake Stickler	OL
47	Brady Swilling	BB
3	Tre Swilling	DB
58	Boe Tufele	OL
79	Josh Tukes	DL
32	Chris Turner	AB
47	Shea Underwood	P/PK
98	Tyler Vernon	DL
29	Bryce Vickers	DB
21	Quaide Weimerskirch	BB
74	Josh White	DL
39	Dameon Williams	DB
69	Nick Williams	DL
61	Casey Wilson	LS

GEORGIA TECH COACHING & SUPPORT STAFF

Head Coach: Paul Johnson (Western Carolina, 1979) — 10th season at Georgia Tech

Defensive Coordinator/Linebackers: Ted Roof (Georgia Tech, 1986)

Quarterbacks/B-Backs: Craig Candeto (U.S. Naval Academy, 2004)

Safeties/Recruiting Coordinator: Andy McCollum (Austin Peay State, 1981)

A-Backs/Special Teams Coordinator: Lamar Owens (Maryland, 2008)

Defensive Line: Mike Pelton (Auburn, 1999)

Wide Receivers: Al "Buzz" Preston (Hawai'i, 1982)

Offensive Line: Mike Sewak (Virginia, 1981)

Cornerbacks: Joe Speed (U.S. Naval Academy, 1996)

Co-Offensive Line: Ron West (Clemson, 1979)

Graduate Assistant Coach: Blake DeBartola (Georgia Southern, 2012)

Graduate Assistant Coach: Rick Lyster (Lafayette, 2013)

Graduate Assistant Coach: Tyson Wachenheim (Christopher Newport, 2015)

Graduate Assistant Coach: Tevin Washington (Georgia Tech, 2012)

Staff Assistant: Tim McGrath (Villanova, 2013)

Director of Football Operations: Mike Huff (Dayton, 2007)

Assistant Director of Football Operations: Kevin Cone (Georgia Tech, 2010)

Director of Player Personnel: Andy Lutz (Pacific, 1991)

Associate Director of Player Personnel: Paul Hamilton (Appalachian State, 1981)

Associate Director of Player Personnel: Cody Moore (Oklahoma Panhandle State, 2004)

Recruiting and Marketing Coordinator: Brittany McCormick (Michigan State, 2012)

Recruiting Operations Coordinator: Kassi Lee (Georgia Southern, 2011)

Director of Player Development: John Sisk (Western Carolina, 1993)

Assistant Director of Player Development: Alex Derenthal (Temple, 2008)

Assistant Director of Player Development: Zach Reed (Tennessee Tech, 2001)

Assistant Director of Player Development: Curtis Turner (Clemson, 2003)

Director of Sports Medicine: Jay Shoop (East Tennessee State, 1970)

Assistant Athletic Trainer: Mark Smith (SUNY Brockport, 2010)

Equipment Manager: Tom Conner (Alabama, 1980)

Assistant Equipment Manager: Punt Windham (Georgia Tech, 1994)

Director of Video Operations: Todd McCarthy (VCU, 1992)

Administrative Coordinator: Teri Anton (Florida State, 1991)

STARTS AND GAMES PLAYED
CAREER STARTS

NAME	'13	'14	'15	'16	'17	TOT. CONS.
K. Freeman	-	12	12	13	6	43 41
R. Jeune	-	-	12	13	6	31 31
Law. Austin	-	1	9	10	6	26 16
B. Stewart	-	-	5	13	6	24 22
C. Griffin	-	1	1	13	6	21 19
B. Mitchell	-	-	3	13	5	21 -
W. Bryan	-	-	6	11	4	21 -
S. Devine	-	-	9	7	4	20 1
A. Gray	-	-	-	13	6	19 19
Lan. Austin	-	-	-	13	6	19 19
S. Durham	-	-	1	11	6	18 13
C. Lynch	-	-	6	8	3	17 -
P. Braun	-	-	-	8	6	14 14
Q. Searcy	-	-	-	6	6	12 6
Cerge-Henderson	-	-	3	7	1	11 -
J. Green	-	-	-	10	-	10 -
A. Marshall	-	-	-	9	-	9 -
K. Cooper	-	-	-	1	6	7 6
J. Lee	-	-	-	3	4	7 2
T. Marshall	-	-	-	-	6	6 6
K. Benson	-	-	-	-	6	6 6
J. Stickler	-	-	-	-	6	6 6
D. Branch	-	-	-	-	6	6 6
V. Alexander	-	-	-	-	5	5 5
B. Glanton	-	-	-	-	5	5 5
A. Simmons	-	-	3	-	2	5 -
A. Saint-Amour	-	-	-	-	4	4 2
T. Lewis	-	-	-	3	1	4 -
N. Cottrell	-	-	-	-	3	3 1
L. Simmons	-	-	-	2	-	2 -
T. Jackson	-	-	-	-	1	1 1
D. Curry	-	-	-	1	-	1 -
M. Jordan	-	-	-	1	-	1 -

CAREER GAMES

NAME	'13	'14	'15	'16	'17	TOT. CONS.
Law. Austin	-	14	12	13	6	45 45
K. Freeman	-	14	12	13	6	45 45
C. Griffin	-	14	11	13	6	44 28
R. Jeune	-	12	12	13	6	43 34
S. Devine	-	13	11	13	6	43 22
Lan. Austin	-	14	10	13	6	43 19
T. Lewis	-	11	12	13	6	42 31
S. Kagawa	-	14	10	12	6	42 8
A. Simmons	-	8	11	13	6	38 19
S. Durham	-	8	8	11	6	33 13
A. Marshall	-	10	12	11	-	33 -
V. Alexander	-	-	12	13	6	31 31
B. Stewart	-	-	12	13	6	31 31
C. Wilson	-	-	12	13	6	31 31
T. Jackson	-	-	11	13	6	30 28
C. Lynch	-	-	12	13	5	30 5
B. Mitchell	-	-	12	13	5	30 -
W. Bryan	-	-	10	13	6	29 26
A. Gray	-	-	10	13	6	29 21
J. Johnson	-	-	10	11	6	27 9
A. Saint-Amour	-	-	7	13	6	26 23
A. Messick	-	5	6	8	6	25 12
Cerge-Henderson	-	-	6	13	5	24 4
Q. Searcy	-	-	3	13	6	22 19
L. Simmons	-	-	-	13	6	19 19
P. Braun	-	-	-	12	6	18 18
M. Jordan	-	-	5	9	4	18 -
N. Cottrell	-	-	-	11	6	17 13
J. Camp	-	-	-	11	6	17 12
T. Marshall	-	-	9	2	6	17 6
J. Stickler	-	-	2	8	6	16 13
J. Green	-	-	-	11	5	16 2
D. Branch	-	-	-	9	6	15 11
C. Campbell	-	-	-	9	6	15 8
B. Adams	-	-	-	9	6	15 8
J. Lee	-	-	-	10	5	15 2
B. Morgan	-	-	-	13	2	15 -
D. Curry	-	-	-	13	-	13 -
K. Benson	-	-	-	7	6	13 13
Q. Weimerskirch	-	-	-	7	6	13 6
T. Merriweather	-	5	-	4	4	13 1
B. Glanton	-	-	-	6	6	12 6
K. Cooper	-	-	-	5	6	11 7
Z. Matthews	-	-	2	2	6	10 6
B. Jordan-Swilling	-	-	-	-	6	6 6
P. Harvin III	-	-	-	-	6	6 6
A. Kerr	-	-	-	-	6	6 6
J. Henderson	-	-	-	-	6	6 6
T. Roof	-	-	-	-	6	6 6
O. Jarrett	-	-	-	1	5	6 5
T. Cooksey	-	-	-	4	2	6 1
S. Davis	-	-	-	1	5	6 -
J. Askew	-	-	-	-	5	5 5
A. Owens	-	-	-	-	5	5 5
C. Martenson	-	-	-	-	5	5 -
L. Johnson	-	-	-	-	4	4 4
J. Howard	-	-	-	-	4	4 1
T. Vernon	-	-	-	-	4	4 1
B. Ivemeyer	-	-	-	1	3	4 -
B. King	-	-	-	-	3	3 3
M. Davis	-	-	1	1	1	3 1
S. Morgan	-	-	-	-	3	3 -
B. Barton	-	-	2	-	1	3 -
T. Carpenter	-	-	-	-	2	2 2
X. Gantt	-	-	-	-	2	2 1
C. Martin	-	-	-	-	2	2 -
J. Cole	-	-	-	-	2	2 -
B. Swilling	-	-	2	-	-	2 -
J. Selembo	-	-	-	-	1	1 -
J. Jones	-	-	-	-	1	1 -
D. Brooks	-	-	-	-	1	1 -

NAME	'13	'14	'15	'16	'17	TOT. CONS.
A. Bussoletti	-	-	-	-	1	1 -
S. Dolphus	-	-	-	-	1	1 -
C. Hansen	-	-	-	-	1	1 -
Hawkins-Anderson	-	-	-	-	1	1 -
C. Hunt	-	-	1	-	-	1 -

CAREER HIGHS

BRANDON ADAMS

Tackles: 2, three times - last vs. Jacksonville State, Sept. 9, 2017
Solo Tackles: 2, twice - last vs. Jacksonville State, Sept. 9, 2017
Tackles for Loss: 1.0 vs. Jacksonville State, Sept. 9, 2017
Pass Breakups: 1 vs. Pittsburgh, Sept. 23, 2017

VICTOR ALEXANDER

Tackles: 7 vs. Jacksonville State, Sept. 9, 2017
Solo Tackles: 6, twice - last vs. Wake Forest, Oct. 21, 2017
Tackles for Loss: 1.0, three times - last vs. Wake Forest, Oct. 21, 2017
Sacks: 1.0 vs. Wake Forest, Oct. 21, 2017
Quarterback Hurries: 1 vs. Jacksonville State, Sept. 9, 2017

LANCE AUSTIN

Tackles: 10 at Pittsburgh, Oct. 8, 2016
Solo Tackles: 8 at Pittsburgh, Oct. 8, 2016
Tackles for Loss: 1.0 vs. Pittsburgh, Sept. 23, 2017
Pass Breakups: 3 vs. Virginia, Nov. 19, 2016
Interceptions: 1, three times - last at Georgia, Nov. 26, 2016
Fumble Recoveries: 1 at No. 18/22 Virginia Tech, Nov. 12, 2016
Kickoff Returns: 3 vs. Duke, Oct. 29, 2016
Kickoff Return Yards: 38 yards vs. Duke, Oct. 29, 2016
Longest Kick Return: 14 yards vs. Duke, Oct. 29, 2016

LAWRENCE AUSTIN

Tackles: 12 vs. No. 5/3 Clemson, Sept. 22, 2016
Solo Tackles: 7 vs. No. 5/3 Clemson, Sept. 22, 2016
Tackles for Loss: 1.0, twice - last at Georgia, Nov. 26, 2016
Forced Fumbles: 1, twice - last at No. 18/22 Virginia Tech, Nov. 12, 2016
Pass Breakups: 1, six times — last vs. Wake Forest, Oct. 21, 2017
Interceptions: 2 at No. 18/22 Virginia Tech, Nov. 12, 2016

KIRVONTE BENSON

Rushing Attempts: 29 vs. Pittsburgh, Sept. 23, 2017
Rushing Yards: 196 yards vs. Pittsburgh, Sept. 23, 2017
Longest Rush: 63 yards vs. North Carolina, Sept. 30, 2017
Rushing Touchdowns: 2 vs. Pittsburgh, Sept. 23, 2017
Receptions: 1, twice - last vs. Wake Forest, Oct. 21, 2017
Receiving Yards: 9 yards vs. Pittsburgh, Sept. 23, 2017
Longest Reception: 9 yards vs. Pittsburgh, Sept. 23, 2017

DESMOND BRANCH

Tackles: 3 vs. No. 25/24 Tennessee, Sept. 4, 2017
Solo Tackles: 2 vs. North Carolina, Sept. 30, 2017
Tackles for Loss: 1.5 at No. 11/10 Miami (Fla.), Oct. 14, 2017
Sacks: 1.0 at No. 11/10 Miami (Fla.), Oct. 14, 2017
Quarterback Hurries: 1, three times - last at No. 11/10 Miami (Fla.), Oct. 14, 2017
Pass Breakups: 1, four times - last vs. Wake Forest, Oct. 21, 2017

CHRISTIAN CAMPBELL

Tackles: 1, twice - last vs. North Carolina, Sept. 30, 2017
Solo Tackles: 1 vs. North Carolina, Sept. 30, 2017

KYLE CERGE-HENDERSON

Tackles: 7 at Georgia, Nov. 26, 2016
Solo Tackles: 3, twice - last vs. Virginia, Nov. 19, 2016
Tackles for Loss: 1.0 vs. Virginia, Nov. 19, 2016
Sacks: 1.0 vs. Virginia, Nov. 19, 2016
Fumble Recoveries: 1 vs. Boston College, Sept. 3, 2016
Quarterback Hurries: 2 vs. Georgia Southern, Oct. 15, 2016
Blocked Kicks: 1 vs. Mercer, Sept. 10, 2016 (field goal)

TYLER COOKSEY

Tackles: 1 vs. North Carolina, Sept. 30, 2017
Solo Tackles: 1 vs. North Carolina, Sept. 30, 2017

NATHAN COTTRELL

Rushing Attempts: 6 vs. No. 25/24 Tennessee, Sept. 4, 2017
Rushing Yards: 79 yards vs. No. 25/24 Tennessee, Sept. 4, 2017
Longest Rush: 38 yards vs. No. 25/24 Tennessee, Sept. 4, 2017
Kickoff Returns: 6 at No. 11/10 Miami (Fla.), Oct. 14, 2017
Kickoff Return Yards: 135 yards at No. 11/10 Miami (Fla.), Oct. 14, 2017
Longest Kick Return: 35 yards at No. 11/10 Miami (Fla.), Oct. 14, 2017
Fumble Recoveries: 1 at No. 18/22 Virginia Tech, Nov. 12, 2016

DAVID CURRY

Tackles: 3, twice - last at No. 18/22 Virginia Tech, Nov. 12, 2016
Solo Tackles: 2 at No. 18/22 Virginia Tech, Nov. 12, 2016

SHAWN DAVIS

Field Goals Made: 1, twice - last vs. North Carolina, Sept. 30, 2017
Longest Field Goal: 34 yards vs. Jacksonville State, Sept. 9, 2017
PATS Made: 5, twice - last vs. Pittsburgh, Sept. 23, 2017
Points Scored: 7 vs. Jacksonville State, Sept. 9, 2017
Kickoff Touchbacks: 4 vs. Jacksonville State, Sept. 9, 2017

STEP DURHAM

Tackles: 6 vs. Kentucky, Dec. 31, 2016
Solo Tackles: 6 vs. Kentucky, Dec. 31, 2016
Tackles for Loss: 1.0 vs. North Carolina, Sept. 30, 2017
Sacks: 1.0 vs. North Carolina, Sept. 30, 2017
Pass Breakups: 2, twice - last vs. Wake Forest, Oct. 21, 2017
Fumble Recoveries: 1 vs. Duke, Oct. 29, 2016
Interceptions: 1 vs. Jacksonville State, Sept. 9, 2017

KEESHUN FREEMAN

Tackles: 9 at Georgia, Nov. 26, 2016
Solo Tackles: 6 vs. Duke, Oct. 11, 2014
Tackles for Loss: 2.0, twice - last vs. Pittsburgh, Sept. 23, 2017
Sacks: 1, five times — last vs. Florida State, Oct. 24, 2015
Pass Breakups: 1, three times — last vs. Ga. Southern, Oct. 15, 2016
Fumble Recoveries: 1, twice — last at Duke, Sept. 26, 2015
Forced Fumbles: 1, twice — last vs. Alcorn State, Sept. 3, 2015
Quarterback Hurries: 3 vs. Georgia Southern, Oct. 15, 2016
Blocked Kicks: 1 vs. Virginia, Nov. 1, 2014 (punt)

BRENTAVIOUS GLANTON

Tackles: 6 vs. Wake Forest, Oct. 21, 2017
Solo Tackles: 6 vs. Wake Forest, Oct. 21, 2017
Tackles for Loss: 1.0, twice - last vs. Wake Forest, Oct. 21, 2017
Sacks: 1.0 vs. Vanderbilt, Sept. 17, 2016

A.J. GRAY

Tackles: 9, twice - last at No. 18/17 North Carolina, Nov. 5, 2016
Solo Tackles: 8, twice - last at No. 18/17 North Carolina, Nov. 5, 2016
Tackles for Loss: 3.0 vs. Georgia Southern, Oct. 15, 2016
Sacks: 1.0 vs. Pittsburgh, Sept. 23, 2017
Pass Breakups: 1, four times - last vs. Wake Forest, Oct. 21, 2017
Interceptions: 2 vs. North Carolina, Sept. 30, 2017
Forced Fumbles: 1 vs. Duke, Oct. 29, 2016
Fumble Recoveries: 1, twice - last vs. Jacksonville State, Sept. 9, 2017
Quarterback Hurries: 1 vs. No. 25/24 Tennessee, Sept. 4, 2017

J.J. GREEN

Rushing Attempts: 6 at No. 11/10 Miami (Fla.), Oct. 14, 2017
Rushing Yards: 40 yards vs. No. 14 Miami (Fla.), Oct. 1, 2016
Rushing Touchdowns: 1, twice - last at No. 11/10 Miami (Fla.), Oct. 14, 2017
Longest Rush: 36 yards vs. No. 25/24 Tennessee, Sept. 4, 2017
Receptions: 1, six times - last vs. Wake Forest, Oct. 21, 2017
Receiving Yards: 18 yards vs. Duke, Oct. 29, 2016
Touchdown Receptions: 1, twice - last at No. 11/10 Miami (Fla.), Oct. 14, 2017
Longest Reception: 18 yards vs. Duke, Oct. 29, 2016
Kickoff Returns: 4 at Pittsburgh, Oct. 8, 2016
Kickoff Return Yards: 151 yards at Pittsburgh, Oct. 8, 2016
Longest Kick Return: 96 yards at Pittsburgh, Oct. 8, 2016
Touchdown Returns: 1 at Pittsburgh, Oct. 8, 2016

COREY GRIFFIN

Tackles: 12 at No. 18/17 North Carolina, Nov. 5, 2016
Solo Tackles: 10 vs. Georgia Southern, Oct. 15, 2016
Tackles For Loss: 3.0 vs. Georgia Southern, Oct. 15, 2016
Sacks: 1.0 vs. Georgia Southern, Oct. 15, 2016
Pass Breakups: 2 vs. Kentucky, Dec. 31, 2016
Interceptions: 1, four times - last vs. Wake Forest, Oct. 21, 2017
Fumble Recoveries: 1 vs. Duke, Oct. 29, 2016

PRESSLEY HARVIN III

Punt Attempts: 6 at No. 11/10 Miami (Fla.), Oct. 14, 2017
Highest Punt Avg. (min. 2 att.): 51.5 yards vs. Wake Forest, Oct. 21, 2017
Longest Punt: 62 yards at No. 11/10 Miami (Fla.), Oct. 14, 2017
50+ Yard Punts: 1, five times - last vs. Wake Forest, Oct. 21, 2017
Punts Downed Inside 20: 4 at No. 11/10 Miami (Fla.), Oct. 14, 2017

JAQUAN HENDERSON

Tackles: 2 vs. Wake Forest, Oct. 21, 2017
Solo Tackles: 2 vs. Wake Forest, Oct. 21, 2017

JERRY HOWARD

Rushing Attempts: 6 vs. Jacksonville State, Sept. 9, 2017
Rushing Yards: 82 yards vs. Jacksonville State, Sept. 9, 2017
Longest Rush: 65 yards vs. Jacksonville State, Sept. 9, 2017
Rushing Touchdowns: 1, twice - last vs. Wake Forest, Oct. 21, 2017

TRE' JACKSON

Tackles: 2, twice - last vs. No. 25/24 Tennessee, Sept. 4, 2017
Solo Tackles: 2 vs. Vanderbilt, Sept. 17, 2016
Tackles for Loss: 1.0 vs. Vanderbilt, Sept. 17, 2016
Pass Breakups: 1 vs. Vanderbilt, Sept. 17, 2016

RICKY JEUNE

Receptions: 5 at Virginia, Oct. 31, 2015
Receiving Yards: 103 yards at Virginia, Oct. 31, 2015
Touchdown Receptions: 2 vs. Jacksonville State, Sept. 9, 2017
Longest Reception: 58 yards at Virginia Tech, Nov. 12, 2015
Rushing Attempts: 1, twice - last vs. Wake Forest, Oct. 21, 2017
Rushing Yards: 40 yards at North Carolina, Nov. 5, 2016
Longest Rush: 40 yards at North Carolina, Nov. 5, 2016

JALEN JOHNSON

Tackles: 4 vs. Kentucky, Dec. 31, 2016
Solo Tackles: 4 vs. Kentucky, Dec. 31, 2016

JAY JONES

Rushing Attempts: 2 vs. Pittsburgh, Sept. 23, 2017
Rushing Yards: 9 yards vs. Pittsburgh, Sept. 23, 2017
Longest Rush: 6 yards vs. Pittsburgh, Sept. 23, 2017

MATTHEW JORDAN

Completions: 4 at Miami (Fla.), Nov. 21, 2015
Pass Attempts: 8 at Miami (Fla.), Nov. 21, 2015
Passing Yards: 77 yards vs. Vanderbilt, Sept. 17, 2016
Passing Touchdowns: 1, twice - last vs. Vanderbilt, Sept. 17, 2016
Longest Pass: 77 yards vs. Vanderbilt, Sept. 17, 2016
Rushing Attempts: 32 at No. 18/22 Virginia Tech, Nov. 12, 2016
Rushing Yards: 121 yards at No. 18/22 Virginia Tech, Nov. 12, 2016
Rushing Touchdowns: 2, twice - last at No. 18/22 Virginia Tech, Nov. 12, 2016
Longest Rush: 65 yards vs. Tulane, Sept. 12, 2015

BRUCE JORDAN-SWILLING

Tackles: 7 at No. 11/10 Miami (Fla.), Oct. 14, 2017
Solo Tackles: 4 at No. 11/10 Miami (Fla.), Oct. 14, 2017
Tackles for Loss: 1.0 at No. 11/10 Miami (Fla.), Oct. 14, 2017
Pass Breakups: 1 vs. Pittsburgh, Sept. 23, 2017

SHAUN KAGAWA

Tackles: 2 vs. Mercer, Sept. 10, 2016
Solo Tackles: 2 vs. Mercer, Sept. 10, 2016
Fumble Recoveries: 1 vs. Alcorn State, Sept. 3, 2015

AJANI KERR

Tackles: 1, three times - last at No. 11/10 Miami (Fla.), Oct. 14, 2017
Solo Tackles: 1, three times - last at No. 11/10 Miami (Fla.), Oct. 14, 2017
Pass Breakups: 1 vs. Pittsburgh, Sept. 23, 2017

BRENTON KING

Field Goals Made: 2 vs. Wake Forest, Oct. 21, 2017
Longest Field Goal: 42 yards vs. Wake Forest, Oct. 21, 2017
PATS Made: 2 vs. Wake Forest, Oct. 21, 2017
Points Scored: 8 vs. Wake Forest, Oct. 21, 2017
Kickoff Touchbacks: 1 vs. Wake Forest, Oct. 21, 2017

CAREER HIGHS

TERRELL LEWIS

Tackles: 8 vs. Duke, Oct. 29, 2016
Solo Tackles: 7 vs. Duke, Oct. 29, 2016
Tackles For Loss: 1.0, four times - last vs. North Carolina, Sept. 30, 2017
Forced Fumbles: 1 at No. 18/22 Virginia Tech, Nov. 12, 2016
Pass Breakups: 1 vs. Duke, Oct. 29, 2016
Quarterback Hurries: 1, three times - last vs. Jacksonville State, Sept. 9, 2017
Blocked Kicks: 1 vs. Kentucky, Dec. 31, 2016 (punt)

CLINTON LYNCH

Rushing Attempts: 8, twice - last vs. Georgia, Nov. 28, 2015
Rushing Yards: 78 yards vs. Georgia, Nov. 28, 2015
Rushing Touchdowns: 1, seven times - last at Georgia, Nov. 26, 2016
Longest Rush: 49 yards at Virginia, Oct. 31, 2015
Receptions: 3, four times - last vs. Virginia, Nov. 19, 2016
Receiving Yards: 91 yards vs. Duke, Oct. 29, 2016
Touchdown Receptions: 2, twice - last vs. Duke, Oct. 29, 2016
Longest Reception: 83 yards at No. 18/17 N. Carolina, Nov. 5, 2016

TAQUON MARSHALL

Completions: 5, four times - last vs. Wake Forest, Oct. 21, 2017
Pass Attempts: 11 vs. Wake Forest, Oct. 21, 2017
Passing Yards: 120 yards vs. No. 25/24 Tennessee, Sept. 4, 2017
Longest Pass: 44 yards vs. No. 25/24 Tennessee, Sept. 4, 2017
Passing Touchdowns: 3 vs. Jacksonville State, Sept. 9, 2017
Rushing Attempts: 44 vs. No. 25/24 Tennessee, Sept. 4, 2017
Rushing Yards: 249 yards vs. No. 25/24 Tennessee, Sept. 4, 2017
Longest Rush: 70 yards vs. Wake Forest, Oct. 21, 2017
Rushing Touchdowns: 5 vs. No. 25/24 Tennessee, Sept. 4, 2017
Receptions: 1, three times — last at Duke, Sept. 26, 2015
Receiving Yards: 35 yards vs. Tulane, Sept. 12, 2015
Longest Reception: 35 yards vs. Tulane, Sept. 12, 2015
Touchdown Receptions: 1 vs. Tulane, Sept. 12, 2015

ZACH MATTHEWS

Tackles: 2 vs. North Carolina, Sept. 30, 2017
Solo Tackles: 2 vs. North Carolina, Sept. 30, 2017

TYLER MERRIWEATHER

Tackles: 2 at No. 18/17 North Carolina, Nov. 5, 2016
Solo Tackles: 1, four times - last vs. North Carolina, Sept. 30, 2017
Tackles for a Loss: 0.5 at No. 18/17 North Carolina, Nov. 5, 2016

ANTONIO MESSICK

Receptions: 1 at NC State, Nov. 8, 2014
Receiving Yards: 16 yards at NC State, Nov. 8, 2014
Touchdown Receptions: 1 at NC State, Nov. 8, 2014
Longest Reception: 16 yards at NC State, Nov. 8, 2014
Kickoff Returns: 1 at Duke, Sept. 26, 2015
Longest Kickoff Return: 13 yards at Duke, Sept. 26, 2015

BRANT MITCHELL

Tackles: 12 vs. Virginia, Nov. 19, 2016
Solo Tackles: 8 vs. Virginia, Nov. 19, 2016
Tackles for Loss: 1.0, five times — last vs. Duke, Oct. 29, 2016
Sacks: 1.0 vs. Georgia, Nov. 28, 2015
Interceptions: 1, four times - last at Georgia, Nov. 26, 2016
Pass Breakups: 1, twice - last vs. No. 25/24 Tennessee, Sept. 4, 2017
Fumble Recoveries: 1 at Pittsburgh, Oct. 8, 2016
Quarterback Hurries: 2 vs. Pittsburgh, Sept. 23, 2017

ANTWAN OWENS

Tackles: 1, twice - last at No. 11/10 Miami (Fla.), Oct. 14, 2017
Solo Tackles: 1 vs. Jacksonville State, Sept. 9, 2017
Tackles For Loss: 1.0 vs. Jacksonville State, Sept. 9, 2017
Sacks: 1.0 vs. Jacksonville State, Sept. 9, 2017

T.D. ROOF

Tackles: 2, three times - last at No. 11/10 Miami (Fla.), Oct. 14, 2017
Solo Tackles: 2, three times - last at No. 11/10 Miami (Fla.), Oct. 14, 2017
Tackles For Loss: 2.0 vs. Jacksonville State, Sept. 9, 2017
Sacks: 2.0 vs. Jacksonville State, Sept. 9, 2017

ANREE SAINT-AMOUR

Tackles: 5 at No. 11/10 Miami (Fla.), Oct. 14, 2017
Solo Tackles: 3, three times - last vs. Jacksonville State, Sept. 9, 2017
Tackles For Loss: 3.0 vs. Jacksonville State, Sept. 9, 2017
Sacks: 2.0, twice - last vs. Jacksonville State, Sept. 9, 2017
Fumble Recoveries: 1, three times - last vs. Pittsburgh, Sept. 23, 2017
Quarterback Hurries: 2 vs. No. 25/24 Tennessee, Sept. 4, 2017

QUA SEARCY

Rushing Attempts: 8 at Georgia, Nov. 26, 2016
Rushing Yards: 91 yards vs. Mercer, Sept. 10, 2016
Rushing Touchdowns: 1, four times - last vs. Wake Forest, Oct. 21, 2017
Longest Rush: 60 yards vs. Virginia, Nov. 19, 2016
Receptions: 3 vs. Boston College, Sept. 3, 2016
Receiving Yards: 60 yards vs. Boston College, Sept. 3, 2016
Touchdown Receptions: 1 vs. Tulane, Sept. 12, 2015
Longest Reception: 42 yards vs. No. 25/24 Tennessee, Sept. 4, 2017
Punt Returns: 1 vs. Alcorn State, Sept. 3, 2015

ANTONIO SIMMONS

Tackles: 6 at Pittsburgh, Oct. 8, 2016
Solo Tackles: 4, three times - last vs. Jacksonville State, Sept. 9, 2017
Tackles For Loss: 2.0, twice - last vs. Pittsburgh, Sept. 23, 2017
Sacks: 2.0 vs. Pittsburgh, Sept. 23, 2017
Pass Breakups: 1 vs. North Carolina, Oct. 3, 2015
Forced Fumble: 1, three times - last vs. Jacksonville State, Sept. 9, 2017
Quarterback Hurries: 3 vs. No. 14 Miami (Fla.), Oct. 1, 2016

LAMONT SIMMONS

Tackles: 4 vs. No. 5/3 Clemson, Sept. 22, 2016
Solo Tackles: 3 vs. No. 5/3 Clemson, Sept. 22, 2016
Pass Breakups: 1, four times - last at No. 11/10 Miami (Fla.), Oct. 14, 2017
Forced Fumbles: 1 vs. No. 5/3 Clemson, Sept. 22, 2016
Kickoff Return Touchdowns: 1 at No. 11/10 Miami (Fla.), Oct. 14, 2017 (onside kick)

BRAD STEWART

Receptions: 3, three times - last vs. Duke, Oct. 29, 2016
Receiving Yards: 87 yards at Georgia, Nov. 26, 2016
Longest Reception: 64 yards at Georgia, Nov. 26, 2016
Rushing Attempts: 1, twice - last at Pittsburgh, Oct. 8, 2016
Punt Returns: 3 vs. Jacksonville State, Sept. 9, 2017
Punt Return Yards: 43 yards vs. No. 14 Miami (Fla.), Oct. 1, 2016
Long Punt Return: 26 yards vs. No. 14 Miami (Fla.), Oct. 1, 2016

BRADY SWILLING

Rushing Attempts: 7 vs. Alcorn State, Sept. 3, 2015
Rushing Yards: 49 yards vs. Tulane, Sept. 12, 2015
Rushing Touchdowns: 1 vs. Alcorn State, Sept. 3, 2015
Longest Rush: 27 yards vs. Tulane, Sept. 12, 2015

TYLER VERNON

Tackles: 1 vs. Jacksonville State, Sept. 9, 2017
Solo Tackles: N/A

QUAIDE WEIMERSKIRCH

Rushing Attempts: 6 at No. 11/10 Miami (Fla.), Oct. 14, 2017
Rushing Yards: 31 yards vs. Pittsburgh, Sept. 23, 2017
Rushing Touchdowns: 1 vs. Pittsburgh, Sept. 23, 2017
Longest Rush: 19 yards vs. Pittsburgh, Sept. 23, 2017



STARTING LINEUPS, ETC.

OFFENSIVE STARTERS

	QB	AB	AB	BB	WR	WR	LT	LG	C	RG	RT
vs. Tennessee	T. Marshall	Searcy	Cottrell	Benson	Jeune	Stewart	Lee	Braun	Cooper	Bryan	Stickler
Jacksonville State	T. Marshall	Searcy	Cottrell	Benson	Jeune	Stewart	Bryan	Braun	Cooper	Devine	Stickler
at UCF	CANCELED										
Pittsburgh	T. Marshall	Searcy	Lynch	Benson	Jeune	Stewart	Lee	Braun	Cooper	Devine	Stickler
North Carolina	T. Marshall	Searcy	Lynch	Benson	Jeune	Stewart	Bryan	Braun	Cooper	Devine	Stickler
at Miami	T. Marshall	Searcy	Lynch	Benson	Jeune	Stewart	Lee	Braun	Cooper	Bryan	Stickler
Wake Forest	T. Marshall	Searcy	Cottrell	Benson	Jeune	Stewart	Lee	Braun	Cooper	Devine	Stickler
at Clemson											
at Virginia											
Virginia Tech											
at Duke											
Georgia											

DEFENSIVE STARTERS

	DE	DT	DT	DE	LB/NIC	LB	LB	SS	FS	CB	CB
vs. Tennessee	Freeman	Cerge-Henderson	Branch	Saint-Amour	Law.Austin (NIC)	Mitchell	Lewis	Griffin	Gray	Lan. Austin	Durham
Jacksonville State	Freeman	Glanton	Branch	Saint-Amour	Law.Austin (NIC)	Mitchell	Alexander	Griffin	Gray	Lan. Austin	Durham
at UCF	CANCELED										
Pittsburgh	Freeman	Glanton	Branch	A. Simmons	Law.Austin (NIC)	Mitchell	Alexander	Griffin	Gray	Lan. Austin	Durham
North Carolina	Freeman	Glanton	Branch	A. Simmons	Law.Austin (NIC)	Mitchell	Alexander	Griffin	Gray	Lan. Austin	Durham
at Miami	Freeman	Glanton	Branch	Saint-Amour	Law.Austin (NIC)	Mitchell	Alexander	Griffin	Gray	Lan. Austin	Durham
Wake Forest	Freeman	Glanton	Branch	Saint-Amour	Law.Austin (NIC)	Jackson	Alexander	Griffin	Gray	Lan. Austin	Durham
at Clemson											
at Virginia											
Virginia Tech											
at Duke											
Georgia											

GAME INFORMATION

	TECH CAPTAINS	COIN TOSS	GT KO/REC.	GT 1ST OFF. PLAY	GT 1ST POSSESSION	OPP. 1ST POSSESSION	KICKOFF TIME	GAME LENGTH	GT HELMET	GT JERSEY	GT PANTS
vs. Tennessee	Freeman, Lewis, Jeune	GT	Kick	Searcy rush, 4 yds.	Punt	Punt	8:05 p.m.	3:42	Gold	White	Gold
Jacksonville State	Lan. Austin, Devine, A. Simmons	JSU	Rec.	T. Marshall rush, 18 yds.	Punt	Punt	12:34 p.m.	2:46	Gold	White	Gold
at UCF	CANCELED										
Pittsburgh	Griffin, Law. Austin, Green	Pitt	Kick	T. Marshall rush, 1 yd.	Fumble	Touchdown	12:20 p.m.	3:28	Gold	White	Gold
North Carolina	Durham, Kagawa, Messick	NC	Rec.	T. Marshall rush, 4 yds.	Punt	Punt	12:01 p.m.	2:57	White	White	White
at Miami	T. Marshall, Lan. Austin, Freeman	GT	Kick	T. Marshall rush, (-2) yds.	Punt	Punt	3:41 p.m.	3:32	Gold	White	Gold
Wake Forest	T. Marshall, Lan. Austin, Freeman	WF	Rec.	T. Marshall pass to Jeune, 14 yds	Field Goal	Punt	7:37 p.m.	3:16	White	White	White
at Clemson											
at Virginia											
Virginia Tech											
at Duke											
Georgia											

* *touchdown*

TURNOVERS

GEORGIA TECH TAKEAWAYS

NO.	OPP.	QTR	TURNOVER	DEFENDER(S)	LED TO	PTS. OFF
1	JSU (3)	2	Interception	Lawrence Austin	TD	7
2		3	Interception	Step Durham	TD	7
3		3	Fumble	A.J. Gray (R)	TD	6
4	Pitt (1)	4	Fumble	Anree Saint-Amour (R)	Fumble	-
5	NC (2)	3	Interception	A.J. Gray	TD	7
6		3	Interception	A.J. Gray	Fumble	-
7	WF (1)	4	Interception	Corey Griffin	QB kneel	-
					Points	27

* *Defensive touchdown*

GEORGIA TECH GIVEAWAYS

NO.	OPP.	QTR	TURNOVER	OFFENSIVE PLAYER	LED TO	PTS. OFF
1	UT (2)	2	Fumble	TaQuon Marshall	TD	7
2		4	Fumble	J.J. Green	TD	7
3	Pitt (4)	1	Fumble	KirVonte Benson	Missed FG	-
4		2	Fumble	Jerry Howard	Punt	-
5		3	Fumble	Quaide Weimerskirch	Punt	-
6		4	Fumble	KirVonte Benson	Punt	-
7	NC (2)	3	Fumble	TaQuon Marshall	INT	-
8		3	Fumble	KirVonte Benson	Punt	-
9	UM (1)	4	Fumble	KeShun Freeman	Game	-
					Points	14

* *Defensive touchdown*

DRIVES
DRIVE CHART

DISPLAYED GEORGIA TECH/OPPONENT

	Possessions	TDs	FGs Made	FGs Missed	Fum.	Int.	Safety	Punt	Downs	Half	Game	80+yard Drives	3 and Out
vs. Tennessee	14/13	6/6	0/0	2/0	2/0	0/0	0/0	3/6	0/1	1/0	0/0	3/1	2/5
Jacksonville State	11/11	5/1	1/1	0/0	0/1	0/2	0/0	3/5	1/0	0/1	1/0	0/0	0/7
at UCF	CANCELED												
Pittsburgh	13/14	5/2	0/1	0/1	4/1	0/0	0/0	4/7	0/1	0/0	0/1	1/0	4/7
North Carolina	12/12	4/1	2/0	0/2	2/0	0/2	0/0	3/6	0/0	1/0	0/1	2/0	4/7
at Miami	13/13	3/2	1/4	0/0	1/0	0/0	0/0	6/6	1/0	1/0	0/1	0/1	3/3
Wake Forest	12/11	5/3	2/1	0/0	0/0	0/1	0/0	2/3	2/3	0/0	1/0	0/1	2/3
at Clemson													
at Virginia													
Virginia Tech													
at Duke													
Georgia													
TOTALS	75/74	28/15	6/7	2/3	9/2	0/5	0/0	21/33	4/5	3/1	2/3	6/3	15/32

GEORGIA TECH SCORING DRIVES

	QTR	TD	FG	PLAYERS	PLAY	PL	YDS	TIME
Tennessee	1	X		TaQuon Marshall	1-yard rush	12	86	6:51
	2	X		KirVonte Benson	1-yard rush	16	75	7:00
	3	X		TaQuon Marshall	1-yard rush	11	80	5:36
	4	X		TaQuon Marshall	6-yard rush	7	75	2:34
	OT	X		TaQuon Marshall	1-yard rush	5	25	0:00
	2OT	X		TaQuon Marshall	13-yard rush	4	25	0:00
JSU	1	X		Shawn Davis	34-yard FG	8	44	4:08
	2	X		TaQuon Marshall to Ricky Jeune	27-yard pass	2	32	0:14
	3	X		TaQuon Marshall to Ricky Jeune	23-yard pass	3	16	1:50
	3	X		TaQuon Marshall to J.J. Green	10-yard pass	6	29	3:22
	3	X		Jerry Howard	65-yard rush	2	64	0:52
Pittsburgh	4	X		TaQuon Marshall	1-yard rush	4	25	0:00
	1	X		TaQuon Marshall	32-yard rush	7	68	3:24
	2	X		TaQuon Marshall	1-yard rush	13	79	5:59
	2	X		KirVonte Benson	5-yard rush	13	80	4:15
North Carolina	3	X		Quaide Weimerskirch	19-yard rush	8	57	4:04
	4	X		KirVonte Benson	47-yard rush	1	47	0:09
	1	X		TaQuon Marshall	5-yard rush	18	90	8:54
	2	X		Shawn Davis	21-yard FG	17	74	7:37
Miami	3	X		KirVonte Benson	63-yard rush	1	63	0:14
	3	X		TaQuon Marshall to Ricky Jeune	12-yard pass	5	80	2:39
	4	X		Brenton King	25-yard FG	12	55	5:50
	4	X		Matthew Jordan	5-yard rush	6	37	3:12
Wake Forest	1	X		J.J. Green	5-yard rush	7	76	3:43
	2	X		TaQuon Marshall to J.J. Green	3-yard pass	8	70	3:41
	3	X		Lamont Simmons	42-yard KO Ret.			
Wake Forest	3	X		Brenton King	31-yard FG	13	68	6:34
	1	X		Brenton King	22-yard FG	15	70	8:10
	2	X		Jerry Howard	2-yard rush	13	75	5:44
	2	X		Brenton King	42-yard FG	8	53	1:02
	3	X		TaQuon Marshall	49-yard rush	1	49	0:11
	3	X		Qua Searcy	42-yard rush	6	75	2:56
	4	X		KirVonte Benson	11-yard rush	12	57	5:52
4	X		TaQuon Marshall	70-yard rush	3	76	1:47	

OPPONENT SCORING DRIVES

	QTR	TD	FG	PLAYERS	PLAY	PL	YDS	TIME
Tennessee	2	X		John Kelly	1-yard rush	8	46	2:30
	3	X		Quinten Dormady to Marquez Callaway	10-yard pass	7	70	2:32
	4	X		Quinten Dormady to Marquez Callaway	50-yard pass	5	61	1:15
	4	X		John Kelly	11-yard rush	7	93	3:21
	OT	X		John Kelly	1-yard rush	3	25	0:00
	2OT	X		John Kelly	2-yard rush	3	25	0:00
JSU	2	X		Bryant Horn to Krenwick Sanders	5-yard pass	14	75	8:11
	3	X		Cade Stinnett	27-yard FG	11	65	5:45
Pittsburgh	1	X		Ben DiNucci to Qadree Ollison	28-yard pass	5	78	2:32
	2	X		Quadree Henderson	80-yard Punt Ret.			
North Carolina	2	X		Alex Kessman	55-yard FG	6	38	0:47
	4	X		Jordon Brown	8-yard rush	7	61	3:10
Miami	1	X		Michael Badgley	33-yard FG	8	29	2:41
	2	X		Michael Badgley	32-yard FG	11	72	4:17
	2	X		Malik Rosier to Travis Homer	17-yard pass	9	77	1:47
	3	X		Michael Badgley	21-yard FG	6	71	2:19
Wake Forest	4	X		Travis Homer	27-yard rush	6	75	1:57
	4	X		Michael Badgley	24-yard FG	15	85	2:30
	1	X		John Wolford to Scotty Washington	6-yard pass	6	54	2:26
	2	X		John Wolford to Tabari Hines	15-yard pass	8	80	3:25
Wake Forest	2	X		John Wolford	1-yard rush	9	64	3:33
	4	X		Mike Weaver	29-yard FG	6	48	2:20

TOUCHDOWN DRIVES SUMMARY

	GT	OPP
Touchdown plays of 20-plus yards	9	3
Touchdown plays of 50-plus yards	3	1
Touchdown drives of 80-plus yards	5	2
Touchdown drives of 90-plus yards	1	1
Touchdown drives of 20 yards or less	1	0
Touchdown drives of 5:00 or more	8	1
Touchdown drives of 7:00 or more	2	1
Touchdown drives of 3:00 or less	10	7
Touchdown drives of 2:00 or less	7	3
Touchdown drives of 1:00 or less	5	0
Touchdown drives of 5 plays or less	9	5
Touchdown drives of 10 plays or more	13	0
Touchdown drives of 1 play	3	0

* does not include Punt/Kickoff Returns for TD



BIG PLAYS

GEORGIA TECH BIG PLAYS (20+ YARDS)

NO.	OPPONENT	PLAYER(S)	PLAY	* Touchdown	
				DOWN-DIST.	YDS.
1	Tennessee (6)	TaQuon Marshall to Ricky Jeune	Pass	3-12	44
2		J.J. Green	KO Ret.		20
3		TaQuon Marshall	Rush	1-10	28
4		Nathan Cottrell	Rush	1-10	38
5		TaQuon Marshall to Qua Searcy	Pass	2-9	42
6		TaQuon Marshall	Rush	2-7	27
7	Jacksonville State (5)	TaQuon Marshall to Clinton Lynch	Pass	2-10	33
8		Lawrence Austin	Int.		21
9		TaQuon Marshall to Ricky Jeune	Pass	2-5	27*
10		TaQuon Marshall to Ricky Jeune	Pass	3-17	23*
11		Jerry Howard	Rush	2-11	65*
12	Pittsburgh (4)	Nathan Cottrell	KO Ret.		26
13		TaQuon Marshall	Rush	2-9	32*
14		TaQuon Marshall to Rickey Jeune	Pass	2-13	28
15		KirVonte Benson	Rush	1-10	47*
16	North Carolina (4)	TaQuon Marshall	Rush	3-13	20
17		Clinton Lynch	Rush	4-1	24
18		KirVonte Benson	Rush	1-10	63*
19		TaQuon Marshall	Rush	2-8	65
20	Miami (6)	Clinton Lynch	Rush	1-10	48
21		Nathan Cottrell	Rush	1-10	24
22		Nathan Cottrell	KO Ret.		25
23		Lamont Simmons	KO Ret. (on-side)		42*
24		TaQuon Marshall to Ricky Jeune	Pass	2-13	48
25		Nathan Cottrell	KO Ret.		35
26	Wake Forest (6)	Nathan Cottrell	KO Ret.		24
27		TaQuon Marshall	Rush	1-10	49*
28		Qua Searcy	Rush	2-8	42*
29		Ricky Jeune	Rush	1-10	30
30		TaQuon Marshall	Rush	3-4	70*
31		Corey Griffin	INT Ret.		27

OPPONENT BIG PLAYS (20+ YARDS)

NO.	OPPONENT	PLAYER(S)	PLAY	* Touchdown	
				DOWN-DIST.	YDS.
1	Tennessee (6)	Evan Berry	KO Ret.		35
2		Evan Berry	KO Ret.		51
3		John Kelly	Rush	1-10	22
4		John Kelly	Rush	1-10	30
5		Quinten Dormady to Marquez Callaway	Pass	2-10	50*
6		Quinten Dormady to Marquez Callaway	Pass	1-10	40
7	Jacksonville State (1)	Bryant Horn to Krenwic Sanders	Pass	1-10	23
8	Pittsburgh (10)	Quadree Henderson	KO Ret.		22
9		Jordan Whitehead	Rush	1-10	30
10		Ben DiNucci to Qadree Ollison	Pass	2-7	28*
11		Quadree Henderson	KO Ret.		25
12		Quadree Henderson	KO Ret.		29
13		Quadree Henderson	Punt Ret.		80*
14		Ben DiNucci to Rafael Araujo-Lopes	Pass	2-5	22
15		Quadree Henderson	KO Ret.		20
16		Quadree Henderson	KO Ret.		26
17		Max Browne to Aaron Mathews	Pass	1-10	20
18	North Carolina (6)	Anthony Ratliff	KO Ret.		40
19		Chazz Surratt to Jordan Brown	Pass	2-6	27
20		Anthony Ratliff	KO Ret.		23
21		Anthony Ratliff	KO Ret.		24
22		Chazz Surratt to Jordan Cunningham	Pass	2-4	34
23		Anthony Ratliff	KO Ret.		27
24	Miami (8)	Braxton Berrios	Punt Ret.		34
25		Travis Homer	Rush	1-10	32
26		Malik Rosier to Darrell Langham	Pass	2-15	32
27		Jeff Thomas	KO Ret.		38
28		Jeff Thomas	KO Ret.		25
29		Travis Homer	Rush	2-5	27*
30		Travis Homer	Rush	2-10	21
31		Malik Rosier to Darrell Langham	Pass	4-10	28
32	Wake Forest (7)	Greg Dortch	KO Ret.		22
33		Greg Dortch	KO Ret.		22
34		John Wolford to Greg Dortch	Pass	2-10	42
35		Greg Dortch	KO Ret.		40
36		John Wolford to Cortez Lewis	Pass	1-10	37
37		Greg Dortch	KO Ret.		22
38		John Wolford to Greg Dortch	Pass	1-10	28

BIG PLAYS FROM SCRIMMAGE SUMMARY

RUSH/CATCH	20-29	30-39	40-49	50-59	60-69	70-79	80-89	90-99	TOT
TaQuon Marshall	3 (3-0)	1 (1-0)	1 (1-0)	-	1 (1-0)	1 (1-0)	-	-	7 (7-0)
Ricky Jeune	3 (0-3)	1 (1-0)	2 (0-2)	-	-	-	-	-	6 (1-5)
Clinton Lynch	1 (1-0)	1 (0-1)	1 (1-0)	-	-	-	-	-	3 (2-1)
KirVonte Benson	-	-	1 (1-0)	-	1 (1-0)	-	-	-	2 (2-0)
Nathan Cottrell	1 (1-0)	1 (1-0)	-	-	-	-	-	-	2 (2-0)
Qua Searcy	-	-	2 (1-1)	-	-	-	-	-	2 (1-1)
Jerry Howard	-	-	-	-	1 (1-0)	-	-	-	1 (1-0)
Totals	8 (5-3)	4 (3-1)	7 (4-3)	-	3 (3-0)	1 (1-0)	-	-	23 (16-7)
Opponents	10 (3-7)	6 (3-3)	2 (0-2)	1 (0-1)	-	-	-	-	19 (6-13)
PASSING									
	20-29	30-39	40-49	50-59	60-69	70-79	80-89	90-99	TOT
TaQuon Marshall	3	1	3	-	-	-	-	-	7
Totals	3	1	3	-	-	-	-	-	7
Opponents	7	3	2	1	-	-	-	-	13

THE LAST TIME IT HAPPENED ...

TEAM

	GEORGIA TECH	OPPONENT
Scored 50 Points	Sept. 12, 2015 vs. Tulane (65)	Nov. 14, 2013 by Clemson (55)
Scored 50 Points, ACC Game	Nov. 8, 2014 at NC State (56)	Nov. 14, 2013 by Clemson (55)
Scored 35 Points, Half	Sept. 12, 2015 vs. Tulane (37/2nd)	Oct. 10, 2009 by Florida State (35/1st)
Scored 28 Points, Quarter	Sept. 3, 2015 vs. Alcorn State (34/1st)	Dec. 31, 2008 by LSU (28/2nd) (Chick-fil-A Bowl)
Scored 0 Points	Oct. 18, 1997 at Florida State	Oct. 19, 2013 by Syracuse
Scored 0 Points, Half	Sept. 22, 2016 vs. No. 5/3 Clemson (1st)	Sept. 30, 2017 by North Carolina (1st)
Overcame 10-Point Deficit, Win	Oct. 21, 2017 vs. Wake Forest (10-21)	Oct. 14, 2017 by No. 11/10 Miami (13-24)
Overcame 10-Point Halftime Deficit, Win	Nov. 29, 2008 at Georgia (12-28)	Nov. 30, 2013 by Georgia (20T) (7-20)
40-Point Margin of Victory	Sept. 12, 2015 vs. Tulane (65-10)	Sept. 24, 2005 by Virginia (7-51)
30-Point Margin of Victory	Sept. 17, 2016 vs. Vanderbilt (38-7)	Nov. 24, 2012 by Georgia (42-10)
Scored 30 Points or more, Loss	Sept. 4, 2017 vs. No. 25/24 Tennessee (20T) (41)	Dec. 31, 2014 by Mississippi State (34)
Scored fewer than 10 Points, Win	Nov. 11, 2006 at North Carolina (7-0)	Dec. 2, 2006 by Wake Forest (9-6)
7 Touchdowns	Sept. 12, 2015 vs. Tulane (9)	Oct. 18, 2014 by North Carolina (7)
0 Touchdowns	Dec. 31, 2008 vs. LSU	Nov. 15, 2014 by Clemson
5+ Rushing Touchdowns	Oct. 21, 2017 vs. Wake Forest (5)	Nov. 5, 2016 by No. 18/17 North Carolina (5)
4+ Passing Touchdowns	Sept. 13, 2014 vs. Georgia Southern (4)	Oct. 18, 2014 by North Carolina (4)
Interception Return for Touchdown	Nov. 19, 2016 vs. Virginia Lance Austin (24 yards) (Matt Johns pass)	Oct. 12, 2013 by BYU Alani Fua (51 yards) (Vlad Lee pass)
Fumble Return for Touchdown	Dec. 31, 2016 vs. Kentucky; P.J. Davis (38 yards)	Oct. 1, 2016 by No. 14 Miami; Shaquille Quarterman (17 yards) Oct. 1, 2016 by No. 14 Miami; Joe Jackson (18 yards)
Punt Return for Touchdown	Sept. 10, 2009 vs. Clemson; Jerrard Tarrant (85 yards)	Sept. 23, 2017 by Pittsburgh; Quadree Henderson (80 yards)
Blocked Punt Return for Touchdown	Sept. 27, 1997 vs. Clemson Block by Ajenavi Eziemefe, DJay Jones recovered for TD	Sept. 25, 2010 by NC State Asa Watson blocked and recovered for a touchdown
Kickoff Return for Touchdown	Oct. 14, 2017 vs. No. 11/10 Miami; Lamont Simmons (42 yards (on-side))	Sept. 26, 2015 by Duke; DeVon Edwards (100 yards)
2 Non-Offensive Touchdowns	Nov. 8, 2014 at NC State (INT return, fumble return)	Oct. 1, 2016 by No. 14 Miami (2 fumble returns)
4 Field Goals Made	Dec. 31, 2016 vs. Kentucky (4)	Oct. 14, 2017 by No. 11/10 Miami (4)
3 Field Goals Missed	Oct. 20, 2012 vs. Boston College (3)	Sept. 29, 2007 by Clemson (4)
5 Field Goals Attempted	Dec. 31, 2011 vs. Utah (5)	Nov. 17, 2007 by North Carolina (5)
50-yard Field Goal Made	Dec. 31, 2016 vs. Kentucky (Harrison Butker, 52)	Sept. 23, 2017 by Pittsburgh; Alex Kessman (55 yards)
Missed PAT	Sept. 30, 2017 vs. North Carolina	Nov. 12, 2015 by Virginia Tech
Missed more than 1 PAT	Nov. 3, 2012 at Maryland (2)	Nov. 5, 1977 by Notre Dame (2)
Made 2-Point Conversion	Sept. 19, 2015 at Notre Dame (Clinton Lynch rush)	Dec. 31, 2016 by Kentucky (Stephen Johnson pass to C.J. Conrad)
Failed 2-Point Conversion	Oct. 21, 2017 vs. Wake Forest (2) (rush failed/pass failed)	Oct. 14, 2017 by No. 11/10 Miami (Malik Rosier pass failed)
Two+ 2-Point Conversions Attempted	Oct. 21, 2017 vs. Wake Forest (2, 2 failed)	Sept. 26, 2015 by Duke (3/1 made, 2 failed)
Defensive Extra Point Scored	Oct. 28, 1989 at Duke Ken Swilling 99-yard INT return (Steve Prince pass)	None recorded
Recorded Safety	Sept. 12, 2015 vs. Tulane Tulane recovered poor snap on punt attempt in end zone	Sept. 22, 2016 by Clemson GT recovered a fumble after an interception in their own end zone
Blocked Field Goal	Nov. 12, 2016 at No. 18/22 Virginia Tech TEAM blocked Joey Slye's attempt	Sept. 4, 2017 by No. 25/24 Tennessee (20T) Paul Bain blocked Shawn Davis' attempt
Blocked PAT	Nov. 8, 2014 at NC State (Adam Gotsis)	Oct. 21, 2017 by Wake Forest
Blocked Punt	Dec. 31, 2016 vs. Kentucky Terrell Lewis blocked punt of Grant KcKinniss	Dec. 31, 2016 by Kentucky Nico Frios blocked punt of Ryan Rodwell
Blocked 2 Kicks/Punts	Dec. 30, 2013 vs. Ole Miss (field goal/PAT)	Nov. 4, 1989 by Western Carolina (2 FGAs)
30+ First Downs	Sept. 4, 2017 vs. No. 25/24 Tennessee (20T) (33)	Dec. 31, 2014 by Mississippi State (33)
10 (or fewer) First Downs	Nov. 19, 2016 vs. Virginia (8)	Nov. 15, 2014 by Clemson (10)
500-599 Yards Total Offense	Nov. 5, 2016 at No. 18/17 North Carolina (518)	Oct. 29, 2016 by Duke (559)
600+ Yards Total Offense	Sept. 4, 2017 vs. No. 25/24 Tennessee (20T) (655)	Nov. 5, 2016 by No. 18/17 North Carolina (636)
Less than 200 Yards Total Offense	Sept. 22, 2016 vs. No. 5/3 Clemson (124)	Sept. 9, 2017 by Jacksonville State (189)
Less than 100 Yards Total Offense	Nov. 18, 1961 at Alabama (96)	Oct. 9, 2004 by Maryland (82)
300+ Yards Total Offense, Half	Sept. 4, 2017 vs. No. 25/24 Tennessee (20T) (379/2nd)	Nov. 12, 2016 by No. 18/22 Virginia Tech (316/2nd)
Less than 50 Yards Total Offense, Half	Sept. 22, 2016 vs. No. 5/3 Clemson (22/1st)	Sept. 9, 2017 by Jacksonville State (45/2nd)
90 Offensive Plays	Sept. 4, 2017 vs. No. 25/24 Tennessee (20T) (96)	Oct. 26, 2013 by Virginia (93)
50 (or fewer) Offensive Plays	Nov. 19, 2016 vs. Virginia (41)	Oct. 1, 2016 by No. 14 Miami (46)
300-399 Yards Rushing	Nov. 12, 2016 at No. 18/22 Virginia Tech (309)	Nov. 28, 2009 by Georgia (339)
400+ Yards Rushing	Oct. 21, 2017 vs. Wake Forest (427)	Nov. 27, 1975 by Georgia (431)
50 Yards (or less) Rushing	Nov. 27, 2004 at Georgia (24)	Sept. 23, 2017 by Pittsburgh (37)
0 Yards (or less) Rushing	1968 (two times – vs. Notre Dame and Navy)	Nov. 2, 2013 by Pittsburgh (-5)
60+ Rushing Attempts	Oct. 21, 2017 vs. Wake Forest (66)	Oct. 5, 2002 by Wake Forest (60)
30 (or fewer) Rushing Attempts	Nov. 1, 2007 vs. Virginia Tech (26)	Sept. 30, 2017 by North Carolina (26)
25+ Pass Completions	Sept. 10, 2005 vs. North Carolina (25)	Nov. 19, 2016 by Virginia (27)
5 (or fewer) Pass Completions	Oct. 21, 2017 vs. Wake Forest (5)	Oct. 1, 1994 by NC State (3)
40+ Pass Attempts	Sept. 22, 2007 at Virginia (40)	Nov. 19, 2016 by Virginia (46)
10 (or fewer) Pass Attempts	Oct. 14, 2017 vs. No. 11/10 Miami (3)	Nov. 30, 1985 by Georgia (10)
Threw 3 Interceptions	Nov. 1, 2007 vs. Virginia Tech (5)	Nov. 19, 2016 by Virginia (3)
300-399 Yards Passing	Sept. 1, 2011 vs. Western Carolina (365)	Nov. 12, 2016 by No. 18/22 Virginia Tech (316)
400+ Yards Passing	Nov. 10, 2001 at Virginia (486)	Dec. 31, 2014 by Mississippi State (453)
100 (or less) Yards Passing	Oct. 21, 2017 vs. Wake Forest (68)	Sept. 9, 2017 by Jacksonville State (73)

THE LAST TIME IT HAPPENED ...

TEAM

	GEORGIA TECH	OPPONENT
Completed 70 Percent of Pass Attempts	Sept. 9, 2017 vs. Jacksonville State (.714, 5-of-7)	Oct. 8, 2016 by Pittsburgh (.700, 14-of-20)
5+ Fumbles	Sept. 23, 2017 vs. Pittsburgh (5)	Oct. 25, 2014 by Pittsburgh (7)
4+ Fumbles Lost	Sept. 23, 2017 vs. Pittsburgh (4)	Oct. 25, 2014 by Pittsburgh (6)
5 Turnovers	Oct. 26, 2013 at Virginia (5)	Oct. 25, 2014 by Pittsburgh (6)
0 Turnovers	Oct. 21, 2017 vs. Wake Forest	Oct. 14, 2017 by No. 11/10 Miami
10 Penalties	Oct. 12, 2013 at BYU (10)	Sept. 22, 2016 by No. 5/3 Clemson (10)
2 (or fewer) Penalties	Oct. 14, 2017 vs. No. 11/10 Miami (1)	Sept. 4, 2017 by No. 25/24 Tennessee (20T) (2)
100+ Penalty Yards	Oct. 20, 2007 vs. Army (110)	Oct. 28, 2004 by Virginia Tech (108)
10 (or fewer) Penalty Yards	Oct. 14, 2017 vs. No. 11/10 Miami (6)	Nov. 2, 2013 by Pittsburgh (10)
10 Punts	Sept. 29, 2007 vs. Clemson (10)	Oct. 11, 2008 by Gardner-Webb (10)
0 Punts	Nov. 8, 2014 at NC State	Dec. 5, 2009 by Clemson
10 Third-Down Conversions	Sept. 4, 2017 vs. No. 25/24 Tennessee (20T) (13)	Oct. 15, 2016 by Georgia Southern (13)
2+ Fourth-Down Conversions	Sept. 30, 2017 vs. North Carolina (3-of-3)	Sept. 30, 2017 by North Carolina (3-of-3)
4 Fourth-Down Attempts	Oct. 8, 2016 at Pittsburgh (2-of-4)	Dec. 31, 2016 by Kentucky (2-of-4)
37:00 or higher Time of Possession	Sept. 30, 2017 vs. North Carolina (38:35)	Nov. 19, 2016 by Virginia (38:37)
15 Tackles for Loss	Sept. 1, 2007 at Notre Dame (19)	None Recorded
10 Sacks	Oct. 9, 1993 vs. Maryland (11)	None Recorded
5 Players to Score TD	Sept. 12, 2015 vs. Tulane (8)	Oct. 18, 2014 at North Carolina (6)
4 Players to Rush for TD	Oct. 21, 2017 vs. Wake Forest (4)	Nov. 10, 2012 by North Carolina (4)
3 Players to Catch TD Pass	Sept. 12, 2015 vs. Tulane (3)	Oct. 18, 2014 at North Carolina (3)
2 Players to Throw TD Pass	Sept. 17, 2016 vs. Vanderbilt (2 - Justin Thomas & Matthew Jordan)	Oct. 1, 2011 by NC State (2)
15-Play+ Touchdown Drive	Sept. 30, 2017 vs. North Carolina (18)	Oct. 15, 2016 by Georgia Southern (18)
8-Minute+ Touchdown Drive	Sept. 30, 2017 vs. North Carolina (8:54)	Sept. 9, 2017 by Jacksonville State (8:11)
90-Yard+ Touchdown Drive	Sept. 30, 2017 vs. North Carolina (90)	Sept. 4, 2017 by No. 25/24 Tennessee (20T) (93)
1-Play Touchdown Drive	Oct. 21, 2017 vs. Wake Forest (TaQuon Marshall 49-yard run)	Oct. 29, 2016 by Duke (Jela Duncan 10-yard run)
Won an Overtime Game	Nov. 29, 2014 at Georgia (OT) (30-24)	Sept. 4, 2017 by No. 25/24 Tennessee (20T) (42-41)
Game Won on Final Play	Oct. 24, 2015 vs. Florida State (Lance Austin 78-yard missed FG return)	Sept. 4, 2017 by No. 25/24 Tennessee (20T) (stop on a 2-pt conversion attempt in the second overtime period)

BOTH TEAMS COMBINED

90 Points	Oct. 18, 2014 at North Carolina (91, 43-48)	100+ Rushing Attempts	Sept. 4, 2017 vs. No. 25/24 Tennessee (20T) (108)
20 (or fewer) Points	Nov. 28, 2015 vs. Georgia (20) (13-7)	60 (or fewer) Rushing Attempts	Sept. 9, 2006 vs. Samford (51)
10 (or fewer) Points	Nov. 11, 2006 at North Carolina (7) (7-0)	700+ Yards Passing	Nov. 10, 2001 at Virginia (813)
50 Points in a Half	Nov. 23, 2013 vs. Alabama A&M (52/1st)	150 (or fewer) Yards Passing	Nov. 3, 2012 at Maryland (146)
0 Points in a Half	Nov. 11, 2006 at North Carolina (2nd)	50 Pass Completions	Sept. 15, 2007 vs. Boston College (50)
30 Points in a Quarter	Oct. 8, 2016 at Pittsburgh (31/2nd)	20 (or fewer) Completions	Sept. 9, 2017 vs. Jacksonville State (13)
10+ Touchdowns	Sept. 4, 2017 vs. No. 25/24 Tennessee (20T) (12)	90 Pass Attempts	Oct. 26, 2002 vs. Virginia (101)
0 Touchdowns	Dec. 2, 2006 vs. Wake Forest	30 (or fewer) Pass Attempts	Sept. 9, 2017 vs. Jacksonville State (21)
5 Touchdowns in a Quarter	Oct. 1, 2016 vs. No. 14 Miami (5/2nd)	5 Passes Intercepted	Nov. 1, 2007 vs. Virginia Tech (5)
8 Touchdowns in a Half	Nov. 10, 2012 at North Carolina (8/1st, 8/2nd)	10 Fumbles	Nov. 21, 2015 at Miami (11)
6 Field Goals	Oct. 24, 2015 vs. Florida State (6)	5 Fumbles Lost	Sept. 23, 2017 vs. Pittsburgh (5)
4 Field Goals Missed	Oct. 20, 2012 vs. Boston College (4)	10 Turnovers	Nov. 17, 1990 at Wake Forest (10)
8 Field Goals Attempted	Nov. 17, 2007 vs. North Carolina (8)	0 Turnovers	Oct. 15, 2016 vs. Georgia Southern
50 First Downs	Sept. 4, 2017 vs. No. 25/24 Tennessee (20T) (51)	20 Penalties	Sept. 10, 2004 vs. Western Carolina (21)
25 (or fewer) First Downs	Oct. 18, 2008 at Clemson (24) (12-12)	5 (or fewer) Penalties	Sept. 26, 2015 at Duke (5)
1,000+ Yards Total Offense	Sept. 4, 2017 vs. No. 25/24 Tennessee (20T) (1,024)	200 Penalty Yards	Sept. 9, 2000 vs. Florida State (254)
500 Yards (or fewer) Total Offense	Oct. 22, 2011 at Miami (473)	25 (or fewer) Penalty Yards	Oct. 22, 2011 at Miami (15)
160+ Offensive Plays	Oct. 26, 2002 vs. Virginia (165)	15 Punts	Oct. 11, 2008 vs. Gardner-Webb (17)
120 (or fewer) Offensive Plays	Sept. 9, 2017 vs. Jacksonville State (108)	0 Punts	Dec. 5, 2009 vs. Clemson
600+ Yards Rushing	Sept. 4, 2017 vs. No. 25/24 Tennessee (20T) (683)	10 Sacks	Nov. 10, 2007 at Duke (10)
150 (or fewer) Yards Rushing	Nov. 19, 2005 at Miami (150)		

THE LAST TIME IT HAPPENED ...

INDIVIDUAL

	GEORGIA TECH	OPPONENT
30+ Rushing Attempts	Sept. 4, 2017 vs. No. 25/24 Tennessee (20T), TaQuon Marshall (44)	Nov. 8, 2003 by Duke, Chris Douglas (30)
150-199 Yards Rushing	Oct. 21, 2017 vs. Wake Forest, TaQuon Marshall (163)	Oct. 14, 2017 by No. 11/10 Miami, Travis Homer (170)
200+ Yards Rushing	Sept. 4, 2017 vs. No. 25/24 Tennessee (20T), TaQuon Marshall (249)	Sept. 29, 2012 by Middle Tennessee St., Benny Cunningham (217)
50+ Pass Attempts	Oct. 6, 2005 vs. NC State, Reggie Ball (53)	Oct. 26, 2013 by Virginia, David Watford (62)
40+ Pass Attempts	Sept. 22, 2007 at Virginia, Taylor Bennett (40)	Nov. 19, 2016 by Virginia, Matt Johns (44)
25+ Pass Completions	Nov. 8, 2003 vs. Duke, Reggie Ball (27)	Sept. 30, 2017 by North Carolina, Chazz Surratt (30)
Threw 3 Interceptions	Nov. 1, 2007 vs. Virginia Tech, Taylor Bennett (4)	Nov. 19, 2016 by Virginia, Matt Johns (3)
300-399 Yards Passing	Oct. 6, 2007 vs. Maryland, Taylor Bennett (309)	Nov. 12, 2016 by No. 18/22 Virginia Tech, Jerod Evans (316)
400+ Yards Passing	Nov. 10, 2001 at Virginia, George Godsey (486)	Sept. 22, 2012 by Miami, Stephen Morris (436)
Rushed and Passed for 100+ Yards	Sept. 4, 2017 vs. No. 25/24 Tennessee (20T), T. Marshall (249/120)	Oct. 3, 2015 by North Carolina, Marquise Williams (148/134)
Rushed and Received for 100+ Yards	Nov. 14, 2013 at Clemson, Robert Godhigh (126/203)	Oct. 30, 1997 by North Carolina, J. Linton (138/137)
300-399 Yards Total Offense	Sept. 4, 2017 vs. No. 25/24 Tennessee (20T), TaQuon Marshall (369)	Oct. 14, 2017 by No. 11/10 Miami, Malik Rosier (317)
400+ Yards Total Offense	Oct. 29, 2016 vs. Duke, Justin Thomas (459)	Oct. 6, 2012 by Clemson, Tajh Boyd (460)
10+ Receptions	Oct. 7, 2006 vs. Maryland, Calvin Johnson (10)	Nov. 12, 2016 by No. 18/22 Virginia Tech, Cam Phillips (10)
100-199 Yards Receiving	Oct. 31, 2015 at Virginia, Ricky Jeune (103)	Oct. 21, 2017 by Wake Forest, Greg Dortch (125)
200+ Yards Receiving	Oct. 4, 2008 vs. Duke, Demaryius Thomas (230)	Dec. 29, 2005 by Utah, Travis Latendresse (214)
4+ Touchdowns Scored	Sept. 4, 2017 vs. No. 25/24 Tennessee (20T), TaQuon Marshall (5)	Sept. 4, 2017 by No. 25/24 Tennessee (20T), John Kelly (4)
3+ Touchdowns Rushing	Sept. 4, 2017 vs. No. 25/24 Tennessee (20T), TaQuon Marshall (5)	Sept. 4, 2017 by No. 25/24 Tennessee (20T), John Kelly (4)
3+ Touchdowns Receiving	Sept. 11, 2004 vs. Clemson, Calvin Johnson (3)	Nov. 29, 2008 by Georgia, Mohamed Massaquoi (3)
4+ Touchdowns Passing	Sept. 13, 2014 vs. Georgia Southern, Justin Thomas (4)	Nov. 14, 2013 by Clemson, Tajh Boyd (4)
Rushing and Receiving Touchdowns	Oct. 14, 2017 vs. No. 11/10 Miami, J.J. Green (1/1)	Oct. 14, 2017 by No. 11/10 Miami, Travis Homer (1/1)
Rushing and Passing Touchdowns	Sept. 30, 2017 vs. North Carolina, TaQuon Marshall (1/1)	Oct. 21, 2017 by Wake Forest, John Wolford (1/2)
Passing and Receiving Touchdowns	Nov. 17, 2007 vs. North Carolina, Taylor Bennett (1/1)	Nov. 10, 1984 by North Carolina, Kevin Anthony (2/1)
4+ Field Goals	Dec. 31, 2016 vs. Kentucky, Harrison Butker (4-of-4)	Oct. 14, 2017 by No. 11/10 Miami, Michael Badgley (4-of-4)
3 Field Goals	Nov. 12 2016 at No. 18/22 Virginia Tech, Harrison Butker (3-of-3)	Oct. 8, 2016 by Pittsburgh, Chris Blewitt (3-of-3)
5 Field Goal Attempts	Sept. 1, 2007 vs. Notre Dame, Travis Bell (5)	Nov. 17, 2007 by North Carolina, Connor Barth (5)
Made a 50-yard Field Goal	Dec. 31, 2016 vs. Kentucky, Harrison Butker (52)	Sept. 23, 2017 by Pittsburgh, Alex Kessman (55)
Attempted a 60-yard Field Goal	Nov. 24, 2007 vs. North Carolina, Travis Bell (62/miss)	Nov. 17, 2007 by North Carolina, Connor Barth (63/miss)
10+ Punts	Sept. 15, 2007 vs. Boston College, Durant Brooks (10)	None recorded
60-69 yard Punt	Oct. 14, 2017 vs. No. 11/10 Miami, Pressley Harvin III (62)	Sept. 30, 2017 by North Carolina, Tom Sheldon (61)
70-yard+ Punt	Nov. 17, 2007 vs. North Carolina, Durant Brooks (77)	Sept. 4, 2017 by No. 25/24 Tennessee (20T), Trevor Daniel (70)
100+ Punt Return Yards	Aug. 31, 2002 vs. Vanderbilt, Kelley Rhino (110)	None recorded
70-89 yard Punt Return	Sept. 10, 2009 vs. Clemson, Jerrard Tarrant (85 TD)	Sept. 23, 2017 by Pittsburgh, Quadree Henderson (80 TD)
Punt Return for a Touchdown	Sept. 10, 2009 vs. Clemson, Jerrard Tarrant	Sept. 23, 2017 by Pittsburgh, Quadree Henderson
90-yard+ Kickoff Return	Oct. 8, 2016 at Pittsburgh, J.J. Green (96 TD)	Nov. 4, 2010 by Virginia Tech, David Wilson (90)
Kickoff Return for a Touchdown	Oct. 14, 2017 vs. No. 11/10 Miami, Lamont Simmons (on-side)	Sept. 26, 2015 by Duke, DeVon Edwards
70-yard+ Interception Return	Aug. 31, 2013 vs. Elon, Tyler Marcordes (95)	Nov. 9, 2002 by Florida State, S. Samuels (82 TD)
15+ Tackles	Dec. 30, 2013 vs. Ole Miss, Jermea Thomas (15)	Sept. 4, 2017 by No. 25/24 Tennessee (20T), Bituli (23)/Jumper (18)
3.0+ Sacks	Nov. 30, 2013 vs. Georgia (20T), Jeremiah Attaochu (4.0)	Oct. 21, 2017 by Wake Forest, Duke Ejirofor (3.0)
2+ Interceptions	Sept. 30, 2017 vs. North Carolina, A.J. Gray (2)	Oct. 26, 2013 by Virginia, Anthony Harris (2)
2+ Fumble Recoveries	Oct. 25, 2014 at Pittsburgh, Quayshawn Nealy (2)	None recorded
2+ Forced Fumbles	Dec. 30, 2013 vs. Ole Miss, D.J. White (2)	Sept. 26, 2015 by Duke, Jeremy Cash (2)

TWO PLAYERS

	GEORGIA TECH	OPPONENT
2 100-yard Rushers	Oct. 21, 2017 vs. Wake Forest TaQuon Marshall (163) and KirVonte Benson (136)	Nov. 28, 2009 by Georgia Washaun Ealey (183) and Caleb King (166)
2 100-yard Receivers	Sept. 10, 2005 vs. North Carolina Damarius Bilbo (131) and Calvin Johnson (114)	Nov. 14, 2013 by Clemson Martavis Bryant (176) and Sammy Watkins (104)
100-yard Rusher/100-yard Receiver	Nov. 14, 2013 at Clemson Robert Godhigh (126/103)	Sept. 4, 2017 by No. 25/24 Tennessee (20T) John Kelly (128) and Marquez Callaway (115)
250 Combined Yards Rushing	Oct. 21, 2017 vs. Wake Forest KirVonte Benson and TaQuon Marshall (299)	Nov. 26, 2016 by Georgia Sony Michel and Nick Chubb (258)
250 Combined Yards Receiving	Jan. 1, 2007 vs. West Virginia Calvin Johnson and James Johnson (254)	Nov. 14, 2013 by Clemson Martavis Bryant and Sammy Watkins (280)
20 Combined Receptions	Nov. 10, 2001 at Virginia Will Glover and Kerry Watkins (21)	Oct. 26, 2013 by Virginia Darius Jennings and Tim Smith (23)

	NO. 25/24 TENNESSEE	42
	1-0, 0-0	
	GEORGIA TECH	41
	0-1, 0-0	

Game 1 • Sept. 4, 2017 • Atlanta, Ga. • Mercedes-Benz Stadium (75,107)

SCORING SUMMARY

	1	2	3	4	OT	F
Tennessee	0	7	7	14	14	42
Georgia Tech	7	7	7	7	13	41

1st	0:06	GT	TaQuon Marshall 1 yd run (Shawn Davis kick), 12-86, 6:51	GT 7, UT 0
2nd	8:11	UT	John Kelly 1 yd run (Aaron Medley kick), 8:46, 2:30	GT 7, UT 7
	1:11	GT	KirVonte Benson 1 yd run (Shawn Davis kick), 16-75, 7:00	GT 14, UT 7
3rd	9:19	GT	TaQuon Marshall 1 yd run (Shawn Davis kick), 11-80, 5:36	GT 21, UT 7
	0:42	UT	Marquez Callaway 10 yd pass from Quinten Dormady (Aaron Medley kick), 7-70, 2:32	GT 21, UT 14
4th	13:08	GT	TaQuon Marshall 6 yd run (Shawn Davis kick), 7-75, 2:34	GT 28, UT 14
	11:49	UT	Marquez Callaway 50 yd pass from Quinten Dormady (Aaron Medley kick), 5-61, 1:15	GT 28, UT 21
	1:29	UT	John Kelly 11 yd run (Aaron Medley kick), 7-93, 3:21	GT 28, UT 28
OT	-	GT	TaQuon Marshall 1 yd run (Shawn Davis kick), 5-25, 0:00	GT 35, UT 28
	-	UT	John Kelly 1 yd run (Aaron Medley kick), 3-25, 0:00	GT 35, UT 35
	-	UT	John Kelly 2 yd run (Aaron Medley kick), 3-25, 0:00	UT 42, GT 35
	-	GT	TaQuon Marshall 13 yd run (TaQuon Marshall pass failed), 4-25, 0:00	UT 42, GT 41

TEAM STATISTICS

	UT	GT
First Downs.....	18.....	33
Rushes-Yards.....	22-148.....	86-535
Passing Yards.....	221.....	120
Pass Att-Comp-Int.....	20-37-0.....	5-10-0
Total Offense.....	369.....	655
Fumbles-Lost.....	0-0.....	3-2
Penalties-Yards.....	2-20.....	4-37
Punts-Yards (Avg./Net).....	6-282 (47.0/45.8).....	3-138 (46.0/46.0)
Kickoffs-Yards (Avg./Net).....	5-322 (64.4/43.4).....	5-257 (51.4/24.6)
Punt Returns (No.-Yds.-TD).....	0-0-0.....	2-7-0
Kickoff Returns (No.-Yds.-TD).....	4-109-0.....	2-30-0
Interceptions (No.-Yds.-TD).....	0-0-0.....	0-0-0
Fumble Returns (No.-Yds.-TD).....	0-0-0.....	0-0-0
Time of Possession.....	18:33.....	41:27
Third-Down Conversions.....	5-of-12.....	13-of-18
Fourth-Down Conversions.....	0-of-1.....	0-of-0
Red-Zone Scores-Chances.....	5-5.....	6-7
Sacks By (No.-Yds.).....	0-0.....	0-0
Field Goals.....	0-0.....	0-2
Points Off Turnovers.....	14.....	0

INDIVIDUAL STATISTICS

RUSHING: UT — J. Kelly 19-128; Dormady 2-13; Chandler 1-7.
 GT — T. Marshall 44-249; Benson 26-124; Cottrell 6-79; Green 1-36; Searcy 6-34; Weimerskirch 2-10; Jordan 1-3.

PASSING: UT — Dormady 20-37-0, 221.
 GT — T. Marshall 5-9-0, 120; Jordan 0-1-0, 0.

RECEIVING: UT — J. Kelly 5-35; Callaway 4-115; Wolf 4-33; Jennings 3-17; Johnson 3-14; Palmer 1-7.
 GT — Jeune 2-55; Stewart 2-23; Searcy 1-42.

INTERCEPTIONS: UT — None.
 GT — None.

FUMBLE RECOVERIES: UT — McDowell 1; Abernathy 1.
 GT — None.

FORCED FUMBLES: UT — Bituli 1; Gaulden 1.
 GT — None.

TACKLES FOR LOSS: UT — Jumper 0.5-1; McDowell 0.5-0.
 GT — Branch 1.0-2.

SACKS: UT — None.
 GT — None.

	JACKSONVILLE STATE	10
	1-1, 0-0	
	GEORGIA TECH	37
	1-1, 0-0	

Game 2 • Sept. 9, 2017 • Atlanta, Ga. • Bobby Dodd Stadium (50,161)

SCORING SUMMARY

	1	2	3	4	F
Jacksonville State	0	7	3	0	10
Georgia Tech	3	7	20	7	37

1st	5:37	GT	Shawn Davis 34 yd field goal, 8-44, 4:08	GT 3, JSU 0
2nd	12:26	JSU	Krenwick Sanders 5 yd pass from Bryant Horn (Cade Stinnett kick), 14-75, 8:11	JSU 7, GT 3
	1:20	GT	Ricky Jeune 27 yd pass from TaQuon Marshall (Shawn Davis kick), 2-32, 0:14	GT 10, JSU 7
3rd	12:26	GT	Ricky Jeune 23 yd pass from TaQuon Marshall (Shawn Davis kick), 3-16, 1:50	GT 17, JSU 7
	8:57	GT	J.J. Green 10 yd pass from TaQuon Marshall (Shawn Davis kick failed), 6-29, 3:22	GT 23, JSU 7
	5:45	GT	Jerry Howard 65 yd run (Shawn Davis kick), 2-64, 0:52	GT 30, JSU 7
	0:00	JSU	Cade Stinnett 27 yd field goal, 11-65, 5:45	GT 30, JSU 10
4th	9:27	GT	TaQuon Marshall 1 yd run (Shawn Davis kick), 10-65, 5:33	GT 37, JSU 10

TEAM STATISTICS

	JSU	GT
First Downs.....	14.....	17
Rushes-Yards.....	38-116.....	49-210
Passing Yards.....	73.....	112
Pass Att-Comp-Int.....	8-14-2.....	5-7-0
Total Offense.....	189.....	322
Fumbles-Lost.....	3-1.....	3-0
Penalties-Yards.....	5-53.....	8-70
Punts-Yards (Avg./Net).....	5-180 (36.0/35.0).....	3-120 (40.0/40.0)
Kickoffs-Yards (Avg./Net).....	3-138 (46.0/43.0).....	7-434 (62.0/45.3)
Punt Returns (No.-Yds.-TD).....	0-0-0.....	3-5-0
Kickoff Returns (No.-Yds.-TD).....	2-17-0.....	2-9-0
Interceptions (No.-Yds.-TD).....	0-0-0.....	2-21-0
Fumble Returns (No.-Yds.-TD).....	0-0-0.....	0-0-0
Time of Possession.....	28:27.....	31:33
Third-Down Conversions.....	3-of-9.....	5-of-12
Fourth-Down Conversions.....	0-of-0.....	0-of-1
Red-Zone Scores-Chances.....	2-2.....	4-4
Sacks By (No.-Yds.).....	2-11.....	5-33
Field Goals.....	1-1.....	1-1
Points Off Turnovers.....	0.....	20

INDIVIDUAL STATISTICS

RUSHING: JSU — Thomas 18-86; Horn 18-27; T. Terry 2-3.
 GT — Howard 6-82; Searcy 4-36; Benson 11-26; T. Marshall 13-25; Cottrell 4-17; Green 1-11; Lynch 2-10; Weimerskirch 3-7; Jordan 5-(-4).

PASSING: JSU — Horn 8-14-2, 73.
 GT — T. Marshall 5-7-0, 112; Jordan 0-0-0, 0.

RECEIVING: JSU — D. Terry 4-20; Sanders 3-34; Thomas 1-19.
 GT — Jeune 2-50; Lynch 1-33; Searcy 1-19; Green 1-10.



INTERCEPTIONS: JSU — None.
 GT — Law. Austin 1-21; Durham 1-0.

FUMBLE RECOVERIES: JSU — None.
 GT — Gray 1-0.

FORCED FUMBLES: JSU — None.
 GT — A. Simmons 1.

TACKLES FOR LOSS: JSU — Hagler 3.0-12; Roberts 1.0-10; Jackson 1.0-1; McCandless 1.0-1; Williams 1.0-1.
 GT — Saint-Amour 3.0-15; Roof 2.0-16; A. Simmons 1.0-7; Adams 1.0-5; Owens 1.0-5.

SACKS: JSU — Roberts 1.0-10; Williams 1.0-1.
 GT — Roof 2.0-16; Saint-Amour 2.0-12; Owens 1.0-5

	PITTSBURGH	17
	1-2, 0-1	
	GEORGIA TECH	35
	2-1, 1-0	

Game 3 • Sept. 23, 2017 • Atlanta, Ga. • Bobby Dodd Stadium (40,211)

SCORING SUMMARY

	1	2	3	4	F
Pittsburgh	7	10	0	0	17
Georgia Tech	7	14	7	7	35



1st	12:19	UP	Qadree Ollison 28yd pass from Ben DiNucci (Alex Kessman kick), 5-78, 2:32	UP 7, GT 0
	6:29	GT	TaQuon Marshall 32 yd run (Shawn Davis kick), 7-68, 3:24	UP 7, GT 7
2nd	13:48	GT	TaQuon Marshall 1 yd run (Shawn Davis kick), 13-79, 5:59	GT 14, UP 7
	8:05	UP	Qadree Henderson 80 yd punt return (Alex Kessman kick)	GT 14, UP 14
	0:51	GT	KirVonte Benson 5 yd run (Shawn Davis kick), 13-80, 4:15	GT 21, UP 14
	0:00	UP	Alex Kessman 51 yd field goal, 6-38, 0:47	GT 21, UP 17
3rd	6:40	GT	Quaide Weimerskirch 19 yd run (Shawn Davis kick), 8-57, 4:04	GT 28, UP 17
4th	5:37	GT	KirVonte Benson 47 yd run (Shawn Davis kick), 1-47, 0:09	GT 35, UP 17

TEAM STATISTICS

	UP	GT
First Downs.....	11	25
Rushes-Yards.....	20-37	67-436
Passing Yards.....	198	48
Pass Att-Comp-Int.....	22-35-0	4-7-0
Total Offense.....	235	484
Fumbles-Lost.....	1-1	5-4
Penalties-Yards.....	3-26	4-18
Punts-Yards (Avg./Net).....	7-351 (50.1/41.1)	4-182 (45.5/25.5)
Kickoffs-Yards (Avg./Net).....	3-194 (64.7/39.3)	6-356 (59.3/38.7)
Punt Returns (No.-Yds.-TD).....	3-80-1	2-23-0
Kickoff Returns (No.-Yds.-TD).....	6-124-0	1-26-0
Interceptions (No.-Yds.-TD).....	0-0-0	0-0-0
Fumble Returns (No.-Yds.-TD).....	1-7-0	0-0-0
Time of Possession.....	24:58	35:02
Third-Down Conversions.....	1-of-13	6-of-14
Fourth-Down Conversions.....	2-of-3	1-of-1
Red-Zone Scores-Chances.....	0-0	3-4
Sacks By (No.-Yds.).....	0-0	3-23
Field Goals.....	1-2	0-0
Points Off Turnovers.....	0	0

INDIVIDUAL STATISTICS

RUSHING: UP — Whitehead 2-35; Ollison 7-11; Moss 4-9; Henderson 1-2; Browne 1-(-4); DiNucci 5-(-16).
 GT — Benson 29-196; T. Marshall 18-112; Green 5-38; Weimerskirch 4-31; Howard 3-19; Lynch 3-18; Searcy 2-9; Jones 2-9; Jordan 1-4.
PASSING: UP — DiNucci 12-19-0, 110; Browne 10-15-0, 88; Team 0-1-0, 0.
 GT — T. Marshall 4-7-0, 48.
RECEIVING: UP — Ollison 5-44; Mathews 3-50; French 3-28; Araujo-Lopes 3-27; Flanagan 2-14; Clark 2-9; Henderson 2-4; Hall 1-14; Weah 1-8.
 GT — Jeune 2-29; Lynch 1-10; Benson 1-9.
INTERCEPTIONS: UP — None.
 GT — None.
FUMBLE RECOVERIES: UP — Maddox 1-7; Idowu 1-0; Whitehead 1-0; Williams 1-0.
 GT — Saint-Amour 1-0.
FORCED FUMBLES: UP — Brightwell 1; Camp 1.
 GT — None.
TACKLES FOR LOSS: UP — Brightwell 1.5-4; Idowu 0.5-1.
 GT — A. Simmons 2.0-19; Freeman 2.0-5; Saint-Amour 1.0-5; Gray 1.0-4; Lance Austin 1.0-1
SACKS: UP — None.
 GT — A. Simmons 2.0-19; Gray 1.0-4.

	NORTH CAROLINA	7
	1-4, 0-3	
	GEORGIA TECH	33
	3-1, 2-0	

Game 4 • Sept. 30, 2017 • Atlanta, Ga. • Bobby Dodd Stadium (42,805)

SCORING SUMMARY

	1	2	3	4	F
North Carolina	0	0	0	7	7
Georgia Tech	7	3	14	9	33

1st	3:27	GT	TaQuon Marshall 5 yd run (Shawn Davis kick), 18-90, 8:54	GT 7, NC 0
2nd	1:08	GT	Shawn Davis 21 yd field goal, 17-74, 7:37	GT 10, NC 0
3rd	8:45	GT	KirVonte Benson 63 yd run (Shawn Davis kick), 1-63, 0:14	GT 17, NC 0
	1:27	GT	Ricky Jeune 12 yd pass from TaQuon Marshall (Brenton King kick), 5-80, 2:39	GT 24, NC 0
4th	8:21	GT	Brenton King 25 yd field goal, 12-55, 5:50	GT 27, NC 0
	5:05	NC	Jordon Brown 8 yd run (Freeman Jones kick), 7-61, 3:10	GT 27, NC 7
	1:49	GT	Matthew Jordan 5 yd run (Bennett Barton kick failed), 6-37, 3:12	GT 33, NC 7

TEAM STATISTICS

	NC	GT
First Downs.....	11	22
Rushes-Yards.....	26-106	66-403
Passing Yards.....	141	53
Pass Att-Comp-Int.....	18-32-2	5-10-0
Total Offense.....	247	456
Fumbles-Lost.....	0-0	3-2
Penalties-Yards.....	6-60	1-5
Punts-Yards (Avg./Net).....	6-281 (46.8/44.2)	3-142 (47.3/39.7)
Kickoffs-Yards (Avg./Net).....	1-65 (65.0/48.0)	7-419 (59.9/34.9)
Punt Returns (No.-Yds.-TD).....	2-23-0	1-(-4)-0
Kickoff Returns (No.-Yds.-TD).....	5-125-0	1-17-0
Interceptions (No.-Yds.-TD).....	0-0-0	2-23-0
Fumble Returns (No.-Yds.-TD).....	0-0-0	0-0-0
Time of Possession.....	21:25	38:35
Third-Down Conversions.....	2-of-12	8-of-16
Fourth-Down Conversions.....	3-of-3	3-of-3
Red-Zone Scores-Chances.....	1-1	5-6
Sacks By (No.-Yds.).....	3-16	2-11
Field Goals.....	0-2	2-2
Points Off Turnovers.....	0	7

INDIVIDUAL STATISTICS

RUSHING: NC — Brown 8-41; Surratt 11-30; Sutton 3-19; Carter 4-16.
 GT — T. Marshall 27-137; Benson 18-130; Lynch 5-41; Howard 5-34; Jordan 4-28; Cottrell 3-14; Searcy 2-14; Weimerskirch 1-5; Team 1-0.
PASSING: NC — Surratt 18-30-1, 141; Harris 0-1-1, 0; Team 0-1-0, 0.
 GT — T. Marshall 5-10-0, 53; Jordan 0-0-0, 0.
RECEIVING: NC — Brown 9-57; Fritts 4-18; Cunningham 2-40; Perry 1-16; Ratliff 1-9; Bargas 1-1.
 GT — Jeune 4-37; Stewart 1-16.
INTERCEPTIONS: NC — None.
 GT — Gray 2-23.
FUMBLE RECOVERIES: NC — Holcomb 1-0; Dorn 1-0.
 GT — None
FORCED FUMBLES: NC — Hopper 1; Strowbridge 1.
 GT — None
TACKLES FOR LOSS: NC — Hopper 1.0-7; Crawford 1.0-6; Collins 1.0-3; Holcomb 1.0-2; Clarke 1.0-2.
 GT — A. Simmons 1.0-9; Lewis 1.0-4; Durham 1.0-2.
SACKS: NC — Hopper 1.0-7; Crawford 1.0-6; Collins 1.0-3.
 GT — A. Simmons 1.0-9; Durham 1.0-2.



	GEORGIA TECH	24
	3-2, 2-1	
	NO. 11/10 MIAMI (FLA.)	25
	5-0, 3-0	

Game 5 • Oct. 14, 2017 • Miami Gardens, Fla. • Hard Rock Stadium (55,799)

SCORING SUMMARY

	1	2	3	4	F
Georgia Tech	7	7	10	0	24
Miami	3	10	3	9	25

1st	8:10	UM	Michael Badgley 33 yd field goal, 8-29, 2:41	UM 3, GT 0
	4:27	GT	J.J. Green 5 yd run (Shawn Davis kick), 7-76, 3:43	GT 7, UM 3
2nd	14:38	GT	J.J. Green 3 yd pass from TaQuon Marshall (Shawn Davis kick), 8-70, 3:41	GT 14, UM 3
	10:11	UM	Michael Badgley 32 yd field goal, 11-72, 4:17	GT 14, UM 6
	0:12	UM	Travis Homer 17 yd pass from Malik Rosier (Michael Badgley kick), 9-77, 1:47	GT 14, UM 13
3rd	14:53	GT	Lamont Simmons 42 yd kickoff return (Shawn Davis kick)	GT 21, UM 13
	5:52	GT	Brenton King 31 yd field goal, 13-68, 6:34	GT 24, UM 13
	3:33	UM	Michael Badgley 21 yd field goal, 6-71, 2:19	GT 24, UM 16
4th	13:36	UM	Travis Homer 27 yd run (Malik Rosier pass failed), 6-75, 1:57	GT 24, UM 22
	0:04	UM	Michael Badgley 34 yd field goal, 15-85, 2:30	UM 25, GT 24

TEAM STATISTICS

	GT	UM
First Downs.....	16.....	24
Rushes-Yards.....	53-226.....	36-184
Passing Yards.....	55.....	297
Pass Att-Comp-Int.....	3-8-0.....	23-38-0
Total Offense.....	281.....	481
Fumbles-Lost.....	2-1.....	0-0
Penalties-Yards.....	1-6.....	6-45
Punts-Yards (Avg./Net).....	6-272 (45.3/39.3).....	6-227 (37.8/37.2)
Kickoffs-Yards (Avg./Net).....	5-315 (63.0/38.8).....	6-367 (61.2/29.0)
Punt Returns (No.-Yds.-TD).....	1-4-0.....	2-36-0
Kickoff Returns (No.-Yds.-TD).....	7-193-1.....	4-96-0
Interceptions (No.-Yds.-TD).....	0-0-0.....	0-0-0
Fumble Returns (No.-Yds.-TD).....	0-0-0.....	0-0-0
Time of Possession.....	32:45.....	27:15
Third-Down Conversions.....	4-of-13.....	2-of-12
Fourth-Down Conversions.....	1-of-2.....	1-of-1
Red-Zone Scores-Chances.....	3-3.....	5-5
Sacks By (No.-Yds.).....	3-27.....	2-14
Field Goals.....	1-1.....	4-4
Points Off Turnovers.....	0.....	0

INDIVIDUAL STATISTICS

RUSHING: GT — Lynch 5-71; Searcy 7-42; Benson 7-40; Cottrell 3-24; T. Marshall 19-18; Weimerskirch 6-17; Green 6-14.
 UM — Homer 20-170; Rosier 11-20; Gray 2-6; J. Thomas 1-4; Team 2-(-16).
PASSING: GT — T. Marshall 3-7-0, 55; Team 0-1-0, 0.
 UM — Rosier 23-37-0, 297; Team 0-1-0, 0.
RECEIVING: GT — Jeune 2-52; Green 1-3.
 UM — Berrios 6-44; Langham 5-100; Herndon 5-41; J. Thomas 2-78; Homer 2-18; Mullins 2-17; Gauthier 1-(-1).
INTERCEPTIONS: GT — None.
 UM — None.
FUMBLE RECOVERIES: GT — None.
 UM — Quarterman 1-0.
FORCED FUMBLES: GT — None.
 UM — Knowles 1.
TACKLES FOR LOSS: GT — A. Simmons 1.5-14; Branch 1.5-12; Saint-Amour 1.0-2; Jordan-Swilling 1.0-1.
 UM — C. Thomas 1.5-7; McCloud 1.0-8; Jackson 1.0-3; McIntosh 1.0-2; J. Johnson 1.0-1; Smith 0.5-1; Norton 0.5-1; Harris 0.5-1.
SACKS: GT — A. Simmons 1.5-14; Branch 1.0-12; Saint-Amour 0.5-1.
 UM — McCloud 1.0-8; C. Thomas 1.0-6.

	WAKE FOREST	24
	4-3, 1-3	
	GEORGIA TECH	38
	4-2, 3-1	

Game 6 • Oct. 21, 2017 • Atlanta, Ga. • Bobby Dodd Stadium (45,224)

SCORING SUMMARY

	1	2	3	4	F
Wake Forest	7	14	3	0	24
Georgia Tech	3	10	12	13	38

1st	6:50	GT	Brenton King 22 yd field goal, 15-70, 8:10	GT 3, WF 0
	0:12	WF	Scotty Washington 6 yd pass from John Wolford (Mike Weaver kick), 6-54, 2:26	WF 7, GT 3
2nd	9:28	GT	Jerry Howard 2 yd run (Brenton King kick), 13-75, 5:44	GT 10, WF 7
	5:57	WF	Tabari Hines 15 yd pass from John Wolford (Mike Weaver kick), 8-80, 3:25	WF 14, GT 10
	1:02	WF	John Wolford 1 yd run (Mike Weaver kick), 9-64, 3:33	WF 21, GT 10
	0:00	GT	Brenton King 42 yd field goal, 8-53, 1:02	WF 21, GT 13
3rd	12:55	GT	TaQuon Marshall 49 yd run (TaQuon Marshall rush failed), 1-49, 0:11	WF 21, GT 19
	7:31	WF	Mike Weaver 29 yd field goal, 6-48, 2:20	WF 24, GT 19
	4:35	GT	Qua Searcy 42 yd run (TaQuon Marshall pass failed), 6-75, 2:56	GT 25, WF 24
4th	11:55	GT	KirVonte Benson 11 yd run (Team kick blocked), 12-57, 5:52	GT 31, WF 24
	1:57	GT	TaQuon Marshall 70 yd run (Brenton King kick), 3-76, 1:47	GT 38, WF 24

TEAM STATISTICS

	WF	GT
First Downs.....	20.....	29
Rushes-Yards.....	31-110.....	66-427
Passing Yards.....	252.....	68
Pass Att-Comp-Int.....	17-30-1.....	5-11-0
Total Offense.....	362.....	495
Fumbles-Lost.....	1-0.....	1-0
Penalties-Yards.....	4-40.....	5-45
Punts-Yards (Avg./Net).....	3-146 (48.7/45.0).....	2-103 (51.5/46.5)
Kickoffs-Yards (Avg./Net).....	5-323 (64.6/39.8).....	7-445 (63.6/42.4)
Punt Returns (No.-Yds.-TD).....	2-10-0.....	1-11-0
Kickoff Returns (No.-Yds.-TD).....	5-123-0.....	1-24-0
Interceptions (No.-Yds.-TD).....	0-0-0.....	1-27-0
Fumble Returns (No.-Yds.-TD).....	0-0-0.....	0-0-0
Time of Possession.....	24:02.....	35:58
Third-Down Conversions.....	4-of-11.....	9-of-15
Fourth-Down Conversions.....	0-of-3.....	0-of-2
Red-Zone Scores-Chances.....	4-4.....	3-3
Sacks By (No.-Yds.).....	3-22.....	1-9
Field Goals.....	1-1.....	2-2
Points Off Turnovers.....	0.....	0

INDIVIDUAL STATISTICS

RUSHING: WF — Carney 19-92; Byrd 6-37; Colburn II 1-3; Wolford 4-(-5); Team 1-(-17).
 GT — T. Marshall 23-163; Benson 26-136; Searcy 5-57; Jeune 1-30; Howard 3-14; Lynch 2-12; Green 1-10; Cottrell 4-6; Team 1-(-0).
PASSING: WF — Wolford 17-30-1, 252.
 GT — T. Marshall 5-11-0, 68.
RECEIVING: WF — Dortch 8-125; Lewis 3-60; Hines 3-50; Wade, Jr. 1-10; Washington 1-6; Carney 1-1.
 GT — Jeune 3-44; Green 1-17; Benson 1-7.
INTERCEPTIONS: WF — None.
 GT — Griffin 1-27.
FUMBLE RECOVERIES: WF — None.
 GT — None.
FORCED FUMBLES: WF — Ejiiofor 1.
 GT — None.
TACKLES FOR LOSS: WF — Ejiiofor 3.0-22; Dawson 2.0-5; Bates III 2.0-3; Williams 1.0-3.
 GT — Alexander 1.0-9; Glanton 1.0-2.
SACKS: WF — Ejiiofor 2.5-16; Dawson 0.5-6.
 GT — Alexander 1.0-9.

2017 Georgia Tech Football
Georgia Tech Game Results (as of Oct 22, 2017)
All games

Date	Opponent		Score	Overall	Conference	Time	Attend
! Sep 04, 2017	vs #25 Tennessee	Lo	41-42	0-1	0-0	3:42	75107
Sep 09, 2017	JACKSONVILLE STATE	W	37-10	1-1	0-0	2:46	50161
* Sep 23, 2017	PITTSBURGH	W	35-17	2-1	1-0	3:08	40211
* Sep 30, 2017	NORTH CAROLINA	W	33-7	3-1	2-0	2:57	42805
* Oct 14, 2017	at #11 Miami	L	24-25	3-2	2-1	3:32	55799
* Oct 21, 2017	WAKE FOREST	W	38-24	4-2	3-1	3:16	45224

! Chick-fil-A Kickoff Game (Mercedes-Benz Stadium)

2017 Georgia Tech Football
Georgia Tech Overall Team Statistics (as of Oct 22, 2017)
All games

Team Statistics	GT	OPP
SCORING	208	125
Points Per Game	34.7	20.8
Points Off Turnovers	27	14
FIRST DOWNS	142	98
Rushing	111	39
Passing	20	54
Penalty	11	5
RUSHING YARDAGE	2237	701
Yards gained rushing	2359	850
Yards lost rushing	122	149
Rushing Attempts	387	173
Average Per Rush	5.8	4.1
Average Per Game	372.8	116.8
TDs Rushing	22	7
PASSING YARDAGE	456	1182
Comp-Att-Int	27-53-0	108-186-5
Average Per Pass	8.6	6.4
Average Per Catch	16.9	10.9
Average Per Game	76.0	197.0
TDs Passing	5	7
TOTAL OFFENSE	2693	1883
Total Plays	440	359
Average Per Play	6.1	5.2
Average Per Game	448.8	313.8
KICK RETURNS: #-Yards	14-299	26-594
PUNT RETURNS: #-Yards	10-46	9-149
INT RETURNS: #-Yards	5-71	0-0
KICK RETURN AVERAGE	21.4	22.8
PUNT RETURN AVERAGE	4.6	16.6
INT RETURN AVERAGE	14.2	0.0
FUMBLES-LOST	17-9	5-2
PENALTIES-Yards	23-181	26-244
Average Per Game	30.2	40.7
PUNTS-Yards	21-957	33-1467
Average Per Punt	45.6	44.5
Net punt average	38.5	41.2
KICKOFFS-Yards	37-2226	23-1409
Average Per Kick	60.2	61.3
Net kick average	38.0	38.5
TIME OF POSSESSION/Game	35:53	24:07
3RD-DOWN Conversions	45/88	17/69
3rd-Down Pct	51%	25%
4TH-DOWN Conversions	5/9	6/11
4th-Down Pct	56%	55%
SACKS BY-Yards	14-103	10-63
MISC YARDS	0	0
TOUCHDOWNS SCORED	28	15
FIELD GOALS-ATTEMPTS	6-8	7-10
ON-SIDE KICKS	0-0	0-2
RED-ZONE SCORES	(24-27) 89%	(17-17) 100%
RED-ZONE TOUCHDOWNS	(19-27) 70%	(11-17) 65%
PAT-ATTEMPTS	(22-25) 88%	(14-14) 100%
ATTENDANCE	178401	55799
Games/Avg Per Game	4/44600	1/55799
Neutral Site Games		1/75107

Score by Quarters	1st	2nd	3rd	4th	OT	Total
Georgia Tech	34	48	70	43	13	208
Opponents	17	48	16	30	14	125

2017 Georgia Tech Football
Georgia Tech Overall Individual Statistics (as of Oct 22, 2017)
All games

Rushing	gp	att	gain	loss	net	avg	td	lg	avg/g
TaQuon Marshall	6	144	798	94	704	4.9	11	70	117.3
KirVonte Benson	6	117	658	6	652	5.6	5	63	108.7
Qua Searcy	6	26	194	2	192	7.4	1	42	32.0
Clinton Lynch	5	17	154	2	152	8.9	0	48	30.4
Jerry Howard	4	17	150	1	149	8.8	2	65	37.2
Nathan Cottrell	6	20	145	5	140	7.0	0	38	23.3
J.J. Green	5	14	110	1	109	7.8	1	18	21.8
Quaide Weimerskirch	6	16	70	0	70	4.4	1	19	11.7
Matthew Jordan	4	11	41	10	31	2.8	1	10	7.8
Ricky Jeune	6	1	30	0	30	30.0	0	30	5.0
Jay Jones	1	2	9	0	9	4.5	0	6	9.0
Team	5	2	0	1	-1	-0.5	0	0	-0.2
Total	6	387	2359	122	2237	5.8	22	70	372.8
Opponents	6	173	850	149	701	4.1	7	32	116.8

Passing	gp	effic	comp-att-int	pct	yds	td	lg	avg/g
TaQuon Marshall	6	160.40	27-51-0	52.9	456	5	48	76.0
Matthew Jordan	4	0.00	0-1-0	0.0	0	0	0	0.0
Team	5	0.00	0-1-0	0.0	0	0	0	0.0
Total	6	154.35	27-53-0	50.9	456	5	48	76.0
Opponents	6	118.49	108-186-5	58.1	1182	7	70	197.0

Receiving	gp	no.	yds	avg	td	lg	avg/g
Ricky Jeune	6	15	267	17.8	3	48	44.5
Brad Stewart	6	3	39	13.0	0	16	6.5
J.J. Green	5	3	30	10.0	2	17	6.0
Qua Searcy	6	2	61	30.5	0	42	10.2
Clinton Lynch	5	2	43	21.5	0	33	8.6
KirVonte Benson	6	2	16	8.0	0	9	2.7
Total	6	27	456	16.9	5	48	76.0
Opponents	6	108	1182	10.9	7	70	197.0

Punt Returns	no.	yds	avg	td	lg
Brad Stewart	10	46	4.6	0	12
Total	10	46	4.6	0	12
Opponents	9	149	16.6	1	80

Interceptions	no.	yds	avg	td	lg
A.J. Gray	2	23	11.5	0	19
Lawrence Austin	1	21	21.0	0	21
Antwan Owens	1	0	0.0	0	0
Step Durham	1	0	0.0	0	0
Total	5	71	14.2	0	27
Opponents	0	0	0.0	0	0

Kick Returns	no.	yds	avg	td	lg
Nathan Cottrell	9	202	22.4	0	35
J.J. Green	2	30	15.0	0	20
Ricky Jeune	1	25	25.0	0	18
Lamont Simmons	1	42	42.0	1	42
T.D. Roof	1	2	2.0	0	2
KeShun Freeman	0	10	0.0	0	5
Terrell Lewis	0	-3	0.0	0	0
Jalen Camp	0	-9	0.0	0	0
Total	14	299	21.4	1	42
Opponents	26	594	22.8	0	51

Fumble Returns	no.	yds	avg	td	lg
Total	0	0	0.0	0	0
Opponents	1	7	7.0	0	7

2017 Georgia Tech Football
Georgia Tech Overall Individual Statistics (as of Oct 22, 2017)
All games

Scoring	td	fg	PAT			dpx	saf	pts	
			kick	rush	rcv				pass
TaQuon Marshall	11	-	-	0-1	-	0-2	-	-	66
KirVonte Benson	5	-	-	-	-	-	-	-	30
Shawn Davis	-	2-4	19-20	-	-	-	-	-	25
Ricky Jeune	3	-	-	-	-	-	-	-	18
J.J. Green	3	-	-	-	-	-	-	-	18
Brenton King	-	4-4	3-3	-	-	-	-	-	15
Jerry Howard	2	-	-	-	-	-	-	-	12
Qua Searcy	1	-	-	-	-	-	-	-	6
Quaide Weimerskirch	1	-	-	-	-	-	-	-	6
Matthew Jordan	1	-	-	-	-	-	-	-	6
Lamont Simmons	1	-	-	-	-	-	-	-	6
Bennett Barton	-	-	0-1	-	-	-	-	-	0
Team	-	-	0-1	-	-	-	-	-	0
Total	28	6-8	22-25	0-1	-	0-2	-	-	208
Opponents	15	7-10	14-14	-	-	0-1	-	-	125

Total Offense	g	plays	rush	pass	total	avg/g
TaQuon Marshall	6	195	704	456	1160	193.3
KirVonte Benson	6	117	652	0	652	108.7
Qua Searcy	6	26	192	0	192	32.0
Clinton Lynch	5	17	152	0	152	30.4
Jerry Howard	4	17	149	0	149	37.2
Nathan Cottrell	6	20	140	0	140	23.3
J.J. Green	5	14	109	0	109	21.8
Quaide Weimerskirch	6	16	70	0	70	11.7
Matthew Jordan	4	12	31	0	31	7.8
Ricky Jeune	6	1	30	0	30	5.0
Jay Jones	1	2	9	0	9	9.0
Team	5	3	-1	0	-1	-0.2
Total	6	440	2237	456	2693	448.8
Opponents	6	359	701	1182	1883	313.8

Field Goals	fg	pct.	01-19	20-29	30-39	40-49	50-99	lg	blk
Shawn Davis	2-4	50.0	0-0	1-1	1-2	0-1	0-0	34	1
Brenton King	4-4	100.0	0-0	2-2	1-1	1-1	0-0	42	0

Punting	no.	yds	avg	lg	tb	fc	i20	50+	blk
Pressley Harvin III	21	957	45.6	62	0	7	8	6	0
Total	21	957	45.6	62	0	7	8	6	0
Opponents	33	1467	44.5	70	3	15	10	10	0

FG Sequence	Georgia Tech	Opponents
Tennessee	47,36	-
Jacksonville State	(34)	(27)
Pittsburgh	-	50,(55)
North Carolina	(21),(25)	40,52
Miami	(31)	(33),(32),(21),(24)
Wake Forest	(22),(42)	(29)

Kickoffs	no.	yds	avg	tb	ob	retn	net	ydln
Shawn Davis	27	1615	59.8	8	1			
Brenton King	10	611	61.1	1	1			
Total	37	2226	60.2	9	2	22.8	38.0	26
Opponents	23	1409	61.3	9	1	21.4	38.5	26

Numbers in (parentheses) indicate field goal was made.

2017 Georgia Tech Football
Georgia Tech Overall Individual Statistics (as of Oct 22, 2017)
All games

All Purpose	g	rush	rcv	pr	kr	ir	total	avg/g
TaQuon Marshal	6	704	0	0	0	0	704	117.3
KirVonte Benson	6	652	16	0	0	0	668	111.3
Nathan Cottrell	6	140	0	0	202	0	342	57.0
Ricky Jeune	6	30	267	0	25	0	322	53.7
Qua Searcy	6	192	61	0	0	0	253	42.2
Clinton Lynch	5	152	43	0	0	0	195	39.0
J.J. Green	5	109	30	0	30	0	169	33.8
Jerry Howard	4	149	0	0	0	0	149	37.2
Brad Stewart	6	0	39	46	0	0	85	14.2
Quaide Weimers	6	70	0	0	0	0	70	11.7
Lamont Simmon	6	0	0	0	42	0	42	7.0
Matthew Jordan	4	31	0	0	0	0	31	7.8
Corey Griffin	6	0	0	0	0	27	27	4.5
A.J. Gray	6	0	0	0	0	23	23	3.8
Lawrence Austin	6	0	0	0	0	21	21	3.5
KeShun Freema	6	0	0	0	10	0	10	1.7
Jay Jones	1	9	0	0	0	0	9	9.0
T.D. Roof	6	0	0	0	2	0	2	0.3
Team	5	-1	0	0	0	0	-1	-0.2
Terrell Lewis	6	0	0	0	-3	0	-3	-0.5
Jalen Camp	6	0	0	0	-9	0	-9	-1.5
Total	6	2237	456	46	299	71	3109	518.2
Opponents	6	701	1182	149	594	0	2626	437.7

2017 Georgia Tech Football
Georgia Tech Overall Defensive Statistics (as of Oct 22, 2017)
All games

##	Defensive Leaders	gp	Tackles			tfl/yds	Sacks no-yds	Pass defense			Fumbles		blkd	
			ua	a	tot			int-yds	brup	qbh	rcv-yds	ff	kick	saf
9	Victor Alexander	6	23	4	27	1.0-9	1.0-9	.	.	1
20	Lawrence Austin	6	19	6	25	.	.	1-21	3
5	A.J. Gray	6	20	5	25	1.0-4	1.0-4	2-23	2	1	1-0	.	.	.
14	Corey Griffin	6	16	8	24	.	.	1-27	1
51	Brant Mitchell	5	12	9	21	.	.	.	2	3
52	Terrell Lewis	6	16	3	19	1.0-4	.	.	.	1
17	Lance Austin	6	16	2	18	1.0-1	.	.	3
8	Step Durham	6	14	3	17	1.0-2	1.0-2	1-0	4
93	Antonio Simmons	6	13	3	16	5.5-49	4.5-42	.	.	5	.	1	.	.
12	B. Jordan-Swilling	6	12	3	15	1.0-1	.	.	1
94	Anree Saint-Amour	6	11	3	14	5.0-22	2.5-13	.	.	3	1-0	.	.	.
42	KeShun Freeman	6	8	5	13	2.0-5	.	.	.	1
97	Brentavious Glanton	6	10	3	13	1.0-2
23	Jalen Johnson	6	9	1	10
45	T.D. Roof	6	8	.	8	2.0-16	2.0-16
99	Desmond Branch	6	5	3	8	2.5-14	1.0-12	.	3	1
18	Zach Matthews	6	4	1	5
25	Tre Jackson	6	4	1	5
41	Jaquan Henderson	6	4	.	4
6	Lamont Simmons	6	3	1	4	.	.	.	1
90	Brandon Adams	6	3	1	4	1.0-5	.	.	1
54	Kyle Cerge-Henderson	5	1	2	3
38	Ajani Kerr	6	3	.	3	.	.	.	1
89	Antwan Owens	5	1	1	2	1.0-5	1.0-5
44	Shaun Kagawa	6	2	.	2
95	Tyler Merriweather	4	1	.	1
10	Christian Campbell	6	1	.	1
98	Tyler Vernon	4	.	1	1
43	Tyler Cooksey	2	1	.	1
16	TaQuon Marshall	6	.	1	1
2	Ricky Jeune	6	1	.	1
Total		6	241	70	311	26-139	14-103	5-71	22	16	2-0	1	.	.
Opponents		6	317	144	461	30-108	10-63	.	8	2	9-7	8	2	.

2017 Georgia Tech Football
Georgia Tech Passing Game-by-Game (as of Oct 22, 2017)
All games

#16 Marshall, T.	Comp	Att	Int	Pct	Yards	TD	Long	Sacked	Effic
Tennessee	5	9	0	55.6	120	0	44	0-0	167.56
Jacksonville State	5	7	0	71.4	112	3	33	1-1	347.26
Pittsburgh	4	7	0	57.1	48	0	28	0-0	114.74
North Carolina	5	10	0	50.0	53	1	16	3-16	127.52
Miami	3	7	0	42.9	55	1	48	2-14	156.00
Wake Forest	5	11	0	45.5	68	0	18	3-22	97.38
TOTALS	27	51	0	52.9	456	5	48	9-53	160.40

#11 Jordan, M.	Comp	Att	Int	Pct	Yards	TD	Long	Sacked	Effic
Tennessee	0	1	0	0.0	0	0	0	0-0	0.00
TOTALS	0	1	0	0.0	0	0	0	1-10	0.00

#TM Team	Comp	Att	Int	Pct	Yards	TD	Long	Sacked	Effic
Miami	0	1	0	0.0	0	0	0	0-0	0.00
TOTALS	0	1	0	0.0	0	0	0	0-0	0.00

2017 Georgia Tech Football
 Georgia Tech Rushing/Receiving Game-by-Game (as of Oct 22, 2017)
All games

RUSHING	No-Yds/TD	UT	JSU	UP	NC	UM	WF
Marshall, T. QB	144-704/11	44-249/5	13-25/1	18-112/2	27-137/1	19-18/0	23-163/2
Benson, K. BB	117-652/5	26-124/1	11-26/0	29-196/2	18-130/1	7-40/0	26-136/1
Searcy, Q. AB	26-192/1	6-34/0	4-36/0	2-9/0	2-14/0	7-42/0	5-57/1
Lynch, C. AB	17-152/0	DNP	2-10/0	3-18/0	5-41/0	5-71/0	2-12/0
Howard, J. BB	17-149/2	DNP	6-82/1	3-19/0	5-34/0	DNP	3-14/1
Cottrell, N. AB	20-140/0	6-79/0	4-17/0	-	3-14/0	3-24/0	4-6/0
Green, J. AB	14-109/1	1-36/0	1-11/0	5-38/0	DNP	6-14/1	1-10/0
Weimerskirch, Q BB	16-70/1	2-10/0	3-7/0	4-31/1	1-5/0	6-17/0	-
Jordan, M. QB	11-31/1	1-3/0	5--4/0	1-4/0	4-28/1	DNP	DNP
Jeune, R. WR	1-30/0	-	-	-	-	-	1-30/0
Jones, J. QB	2-9/0	DNP	DNP	2-9/0	DNP	DNP	DNP
Team	2--1/0	-	DNP	-	1-0/0	-	1--1/0

RECEIVING	No-Yds/TD	UT	JSU	UP	NC	UM	WF
Jeune, R. WR	15-267/3	2-55/0	2-50/2	2-29/0	4-37/1	2-52/0	3-44/0
Searcy, Q. AB	2-61/0	1-42/0	1-19/0	-	-	-	-
Lynch, C. AB	2-43/0	DNP	1-33/0	1-10/0	-	-	-
Stewart, B. WR	3-39/0	2-23/0	-	-	1-16/0	-	-
Green, J. AB	3-30/2	-	1-10/1	-	DNP	1-3/1	1-17/0
Benson, K. BB	2-16/0	-	-	1-9/0	-	-	1-7/0

2017 Georgia Tech Football
 Georgia Tech Total Tackles Game-by-Game (as of Oct 22, 2017)
All games

Total Tackles	UA-A	Total	UT	JSU	UP	NC	UM	WF
Alexander, V. LB	23-4	27	1-1	6-1	2-0	5-0	3-2	6-0
Austin, Law. DB	19-6	25	5-2	4-1	1-0	5-0	2-3	2-0
Gray, A. DB	20-5	25	0-3	2-1	4-0	4-0	5-1	5-0
Griffin, Co. DB	16-8	24	1-4	1-0	3-0	4-0	4-3	3-1
Mitchell, B. LB	12-9	21	0-5	6-2	3-0	3-0	0-2	DNP
Lewis, T. LB	16-3	19	2-2	4-1	5-0	1-0	3-0	1-0
Austin, Lan. DB	16-2	18	2-1	1-0	3-0	7-0	3-1	-
Durham, S. DB	14-3	17	1-3	-	3-0	2-0	3-0	5-0
Simmons, A. DL	13-3	16	1-1	4-1	3-0	2-0	3-1	-
Jordan-Swilling LB	12-3	15	-	1-0	2-0	2-0	4-3	3-0
Saint-Amour, A. DL	11-3	14	-	3-0	2-0	2-0	2-3	2-0
Freeman, K. DL	8-5	13	2-2	1-0	3-1	-	0-1	2-1
Glanton, B. DL	10-3	13	0-2	1-0	1-0	-	2-1	6-0
Johnson, J. DB	9-1	10	2-1	1-0	2-0	1-0	1-0	2-0
Roof, T. LB	8-0	8	1-0	2-0	2-0	-	2-0	1-0
Branch, D. DL	5-3	8	1-2	-	-	2-0	1-1	1-0
Matthews, Z. DB	4-1	5	0-1	-	-	2-0	1-0	1-0
Jackson, T. LB	4-1	5	1-1	-	1-0	-	1-0	1-0
Henderson, J. LB	4-0	4	-	1-0	-	-	1-0	2-0
Simmons, L. DB	3-1	4	1-0	-	1-0	1-0	0-1	-
Adams, B. DL	3-1	4	-	2-0	0-1	-	1-0	-
Cerge-Henderson DL	1-2	3	0-2	DNP	-	-	1-0	-
Kerr, A. DB	3-0	3	-	-	1-0	1-0	1-0	-
Owens, A. DL	1-1	2	DNP	1-0	-	-	0-1	-
Kagawa, S. DB	2-0	2	-	-	1-0	-	1-0	-
Merriweather, T DL	1-0	1	DNP	-	-	1-0	DNP	-
Campbell, C. DB	1-0	1	-	-	-	1-0	-	-
Vernon, T. DL	0-1	1	DNP	0-1	-	-	DNP	-
Cooksey, T. LB	1-0	1	DNP	DNP	DNP	1-0	DNP	-
Marshall, T.	0-1	1	0-1	-	-	-	-	-
Jeune, R.	1-0	1	-	-	1-0	-	-	-

2017 Georgia Tech Football
Georgia Tech Team Game-by-Game (as of Oct 22, 2017)
All games

TEAM STATISTICS

Date	Opponent	Rushing				Receiving				Passing				Kick Returns				Punt Returns				tot off		
		no.	yds	td	lg	no.	yds	td	lg	cmp	att	int	yds	td	lg	no.	yds	td	lg	no.	yds		td	lg
Sep 04	vs Tennessee	86	535	6	38	5	120	0	44	5	10	0	120	0	44	2	30	0	20	2	7	0	4	655
Sep 09	JACKSONVILLE STATE	49	210	2	65	5	112	3	33	5	7	0	112	3	33	2	9	0	7	3	5	0	6	322
Sep 23	PITTSBURGH	67	436	5	47	4	48	0	28	4	7	0	48	0	28	1	26	0	26	2	23	0	12	484
Sep 30	NORTH CAROLINA	66	403	3	65	5	53	1	16	5	10	0	53	1	16	1	17	0	17	1	-4	0	0	456
Oct 14	at Miami	53	226	1	48	3	55	1	48	3	8	0	55	1	48	7	193	1	42	1	4	0	4	281
Oct 21	WAKE FOREST	66	427	5	70	5	68	0	18	5	11	0	68	0	18	1	24	0	24	1	11	0	11	495
Georgia Tech		387	2237	22	70	27	456	5	48	27	53	0	456	5	48	14	299	1	42	10	46	0	12	2693
		173	701	7	32	108	1182	7	70	108	186	5	1182	7	70	26	594	0	51	9	149	1	80	1883

Games: 6 • Avg/rush: 5.8 • Avg/catch: 16.9 • Pass effic: 154.35 • KR avg: 21.4 • PR avg: 4.6 • All purpose avg/game: 518.2 • Total offense avg/gm: 448.8

Date	Opponent	Tackles				Sacks no-yds	Fumble		Pass Defense			blkd kick	PAT Attempts			off			
		ua	a	total	tfl-yds		ff	fr-yds	int-yds	qbh	brup		kick	rush	rcv	saf	t/o	pts	
Sep 04	vs Tennessee	21	34	55	1.0-2	0.0-0	0	0-0	0-0	5	3	0	5-5	0	0	0	0	0	41
Sep 09	JACKSONVILLE STATE	41	8	49	8.0-48	5.0-33	1	1-0	2-21	2	1	0	4-5	0	0	0	20	37	
Sep 23	PITTSBURGH	44	2	46	7.0-34	3.0-23	0	1-0	0-0	3	6	0	5-5	0	0	0	0	35	
Sep 30	NORTH CAROLINA	47	0	47	3.0-15	2.0-11	0	0-0	2-23	2	3	0	3-4	0	0	0	7	33	
Oct 14	at Miami	45	24	69	5.0-29	3.0-27	0	0-0	0-0	2	4	0	3-3	0	0	0	0	24	
Oct 21	WAKE FOREST	43	2	45	2.0-11	1.0-9	0	0-0	1-27	2	5	0	2-3	0	0	0	0	38	
Georgia Tech		241	70	311	26.0-139	14.0-103	1	2-0	5-71	16	22	0	22-25	0	0	0	27	208	
		317	144	461	30.0-108	10.0-63	8	9-7	0-0	2	8	2	14-14	0	0	0	14	125	

Date	Opponent	Punting							Field Goals			Kickoffs						
		no.	yds	avg	long	blkd	tb	fc	50+	i20	md-att	long	blkd	no.	yds	avg	tb	ob
Sep 04	vs Tennessee	3	138	46.0	56	0	0	1	1	1	0-2	0	1	5	257	51.4	1	0
Sep 09	JACKSONVILLE STATE	3	120	40.0	43	0	0	2	0	2	1-1	34	0	7	434	62.0	4	1
Sep 23	PITTSBURGH	4	182	45.5	56	0	0	1	1	1	0-0	0	0	6	356	59.3	0	0
Sep 30	NORTH CAROLINA	3	142	47.3	53	0	0	1	2	0	2-2	25	0	7	419	59.9	2	0
Oct 14	at Miami	6	272	45.3	62	0	0	2	1	4	1-1	31	0	5	315	63.0	1	0
Oct 21	WAKE FOREST	2	103	51.5	56	0	0	0	1	0	2-2	42	0	7	445	63.6	1	1
Georgia Tech		21	957	45.6	62	0	0	7	6	8	6-8	42	1	37	2226	60.2	9	2
		33	1467	44.5	70	0	3	15	10	10	7-10	55	0	23	1409	61.3	9	1

2017 Georgia Tech Football
Georgia Tech Opponent Game-by-Game (as of Oct 22, 2017)
All games

OPPONENT STATISTICS

Date	Opponent	Rushing				Receiving				Passing				Kick Returns				Punt Returns				tot off
		no.	yds	td	lg	no.	yds	td	lg	cmp-att-int	yds	td	lg	no.	yds	td	lg	no.	yds	td	lg	
Sep 04	vs Tennessee	22	148	4	30	20	221	2	50	20-37-0	221	2	50	4	109	0	51	0	0	0	0	369
Sep 09	JACKSONVILLE STATE	38	116	0	13	8	73	1	23	8-14-2	73	1	23	2	17	0	12	0	0	0	0	189
Sep 23	PITTSBURGH	20	37	0	30	22	198	1	28	22-35-0	198	1	28	6	124	0	29	3	80	1	80	235
Sep 30	NORTH CAROLINA	26	106	1	15	18	141	0	34	18-32-2	141	0	34	5	125	0	40	2	23	0	13	247
Oct 14	at Miami	36	184	1	32	23	297	1	70	23-38-0	297	1	70	4	96	0	38	2	36	0	34	481
Oct 21	WAKE FOREST	31	110	1	16	17	252	2	42	17-30-1	252	2	42	5	123	0	40	2	10	0	8	362
Opponents		173	701	7	32	108	1182	7	70	108-186-5	1182	7	70	26	594	0	51	9	149	1	80	1883
		387	2237	22	70	27	456	5	48	27-53-0	456	5	48	14	299	1	42	10	46	0	12	2693

Games: 6 • Avg/rush: 4.1 • Avg/catch: 10.9 • Pass effic: 118.49 • KR avg: 22.8 • PR avg: 16.6 • All purpose avg/game: 437.7 • Total offense avg/gm: 313.8

Date	Opponent	Tackles				Sacks no-yds	Fumble		Pass Defense			blkd kick	PAT Attempts			off			
		ua	a	total	tfl-yds		ff	fr-yds	int-yds	qbh	brup		kick	rush	rcv	saf	t/o	pts	
Sep 04	vs Tennessee	45	86	131	1.0-1	0.0-0	2	2-0	0-0	0	1	1	6-6	0	0	0	0	14	42
Sep 09	JACKSONVILLE STATE	48	4	52	7.0-25	2.0-11	0	0-0	0-0	1	0	0	1-1	0	0	0	0	0	10
Sep 23	PITTSBURGH	61	8	69	2.0-5	0.0-0	2	4-7	0-0	0	0	0	2-2	0	0	0	0	0	17
Sep 30	NORTH CAROLINA	64	8	72	5.0-20	3.0-16	2	2-0	0-0	0	3	0	1-1	0	0	0	0	0	7
Oct 14	at Miami	42	30	72	7.0-24	2.0-14	1	1-0	0-0	0	2	0	1-1	0	0	0	0	0	25
Oct 21	WAKE FOREST	57	8	65	8.0-33	3.0-22	1	0-0	0-0	1	2	1	3-3	0	0	0	0	0	24
Opponents		317	144	461	30.0-108	10.0-63	8	9-7	0-0	2	8	2	14-14	0	0	0	0	14	125
		241	70	311	26.0-139	14.0-103	1	2-0	5-71	16	22	0	22-25	0	0	0	0	27	208

Date	Opponent	Punting							Field Goals			Kickoffs						
		no.	yds	avg	long	blkd	tb	fc	50+	i20	md-att	long	blkd	no.	yds	avg	tb	ob
Sep 04	vs Tennessee	6	282	47.0	70	0	0	3	2	5	0-0	0	0	5	322	64.4	3	0
Sep 09	JACKSONVILLE STATE	5	180	36.0	48	0	0	1	0	0	1-1	27	0	3	138	46.0	0	1
Sep 23	PITTSBURGH	7	351	50.1	59	0	2	3	4	1	1-2	55	0	3	194	64.7	2	0
Sep 30	NORTH CAROLINA	6	281	46.8	61	0	1	3	1	2	0-2	0	0	1	65	65.0	0	0
Oct 14	at Miami	6	227	37.8	50	0	0	4	1	1	4-4	33	0	6	367	61.2	0	0
Oct 21	WAKE FOREST	3	146	48.7	53	0	0	1	2	1	1-1	29	0	5	323	64.6	4	0
Opponents		33	1467	44.5	70	0	3	15	10	10	7-10	55	0	23	1409	61.3	9	1
		21	957	45.6	62	0	0	7	6	8	6-8	42	1	37	2226	60.2	9	2

2017 Georgia Tech Football
 Georgia Tech Team Game-by-Game Comparison (as of Oct 22, 2017)
All games

Opponent	Score	First Downs				Pen	Rushing Number-Yards	Passing		Total Offense Plays-Yards	Return Yards	Turn- Overs
		Total	Rush	Pass	Comp-Att-Int			Yards				
Tennessee	41 - 42	33 / 18	29 / 6	4 / 10	0 / 2		86-535 / 22-148	5-10-0 / 20-37-0	120 / 221	96-655 / 59-369	37 / 109	2 / 0
JACKSONVILLE STATE	37 - 10	17 / 14	8 / 9	5 / 4	4 / 1		49-210 / 38-116	5-7-0 / 8-14-2	112 / 73	56-322 / 52-189	35 / 17	0 / 3
PITTSBURGH	35 - 17	25 / 11	21 / 2	2 / 9	2 / 0		67-436 / 20-37	4-7-0 / 22-35-0	48 / 198	74-484 / 55-235	49 / 211	4 / 1
NORTH CAROLINA	33 - 7	22 / 11	18 / 4	3 / 7	1 / 0		66-403 / 26-106	5-10-0 / 18-32-2	53 / 141	76-456 / 58-247	36 / 148	2 / 2
Miami	24 - 25	16 / 24	14 / 12	1 / 12	1 / 0		53-226 / 36-184	3-8-0 / 23-38-0	55 / 297	61-281 / 74-481	197 / 132	1 / 0
WAKE FOREST	38 - 24	29 / 20	21 / 6	5 / 12	3 / 2		66-427 / 31-110	5-11-0 / 17-30-1	68 / 252	77-495 / 61-362	62 / 133	0 / 1
Totals	208 - 125	142 / 98	111 / 39	20 / 54	11 / 5		387-2237 / 173-701	27-53-0 / 108-186-5	456 / 1182	440-2693 / 359-1883	416 / 750	9 / 7

Opponent	3rd Down Conversions	4th Down Conversions	Time of Possession	TOP Margin	Avg Yds/Rush	Avg Yds/Pass	Avg Yds/Play	Punting Number-Avg	Penalties Number-Yards	Sacks
Tennessee	13-18 / 5-12	0-0 / 0-1	41:27 / 18:33	22:54	6.2 / 6.7	12.0 / 6.0	6.8 / 6.3	3-46.0 / 6-47.0	4-37 / 2-20	0 / 0
JACKSONVILLE STATE	5-12 / 3-9	0-1 / 0-0	31:33 / 28:27	3:06	4.3 / 3.1	16.0 / 5.2	5.8 / 3.6	3-40.0 / 5-36.0	8-70 / 5-53	5 / 2
PITTSBURGH	6-14 / 1-13	1-1 / 2-3	35:02 / 24:58	10:04	6.5 / 1.9	6.9 / 5.7	6.5 / 4.3	4-45.5 / 7-50.1	4-18 / 3-26	3 / 0
NORTH CAROLINA	8-16 / 2-12	3-3 / 3-3	38:35 / 21:25	17:10	6.1 / 4.1	5.3 / 4.4	6.0 / 4.3	3-47.3 / 6-46.8	1-5 / 6-60	2 / 3
Miami	4-13 / 2-12	1-2 / 1-1	32:45 / 27:15	5:30	4.3 / 5.1	6.9 / 7.8	4.6 / 6.5	6-45.3 / 6-37.8	1-6 / 6-45	3 / 2
WAKE FOREST	9-15 / 4-11	0-2 / 0-3	35:58 / 24:02	11:56	6.5 / 3.5	6.2 / 8.4	6.4 / 5.9	2-51.5 / 3-48.7	5-45 / 4-40	1 / 3
Totals	45-88 / 17-69	5-9 / 6-11	215:20 / 144:40	70:40	5.8 / 4.1	8.6 / 6.4	6.1 / 5.2	21-45.6 / 33-44.5	23-181 / 26-244	14 / 10

Note: Game totals are displayed in the format TEAM/OPPONENT for each category

2017 Georgia Tech Football
Georgia Tech By-Quarter Statistics (as of Oct 22, 2017)
All games

3rd-Down Conversions

Date	Opponent	Score	Overall	1st Qtr	2nd Qtr	3rd Qtr	4th Qtr	Overtime
Sep 04, 2017	vs Tennessee	L 41-42	13-18 72.2	4-6 66.7	4-5 80.0	2-3 66.7	1-2 50.0	2-2 100.0
Sep 09, 2017	JACKSONVILLE STATE	W 37-10	5-12 41.7	0-2 0.0	1-3 33.3	2-3 66.7	2-4 50.0	
Sep 23, 2017	PITTSBURGH	W 35-17	6-14 42.9	2-4 50.0	2-4 50.0	1-2 50.0	1-4 25.0	
Sep 30, 2017	NORTH CAROLINA	W 33-7	8-16 50.0	4-6 66.7	1-5 20.0	3-3 100.0	0-2 0.0	
Oct 14, 2017	at Miami	L 24-25	4-13 30.8	0-1 0.0	1-4 25.0	2-4 50.0	1-4 25.0	
Oct 21, 2017	WAKE FOREST	W 38-24	9-15 60.0	1-3 33.3	3-4 75.0	2-3 66.7	3-5 60.0	
Georgia Tech			45-88 51.1	11-22 50.0	12-25 48.0	12-18 66.7	8-21 38.1	2-2 100.0
Opponents			17-69 24.6	2-14 14.3	9-19 47.4	3-16 18.8	3-20 15.0	0-0 0.0

4th-Down Conversions

Date	Opponent	Score	Overall	1st Qtr	2nd Qtr	3rd Qtr	4th Qtr	Overtime
Sep 04, 2017	vs Tennessee	L 41-42	0-0 0.0	0-0 0.0	0-0 0.0	0-0 0.0	0-0 0.0	0-0 0.0
Sep 09, 2017	JACKSONVILLE STATE	W 37-10	0-1 0.0	0-0 0.0	0-1 0.0	0-0 0.0	0-0 0.0	
Sep 23, 2017	PITTSBURGH	W 35-17	1-1 100.0	1-1 100.0	0-0 0.0	0-0 0.0	0-0 0.0	
Sep 30, 2017	NORTH CAROLINA	W 33-7	3-3 100.0	0-0 0.0	2-2 100.0	0-0 0.0	1-1 100.0	
Oct 14, 2017	at Miami	L 24-25	1-2 50.0	0-0 0.0	1-2 50.0	0-0 0.0	0-0 0.0	
Oct 21, 2017	WAKE FOREST	W 38-24	0-2 0.0	0-1 0.0	0-0 0.0	0-0 0.0	0-1 0.0	
Georgia Tech			5-9 55.6	1-2 50.0	3-5 60.0	0-0 0.0	1-2 50.0	0-0 0.0
Opponents			6-11 54.5	0-0 0.0	1-2 50.0	0-1 0.0	5-8 62.5	0-0 0.0

Time of Possession

Date	Opponent	Score	Overall	1st Qtr	2nd Qtr	3rd Qtr	4th Qtr	Overtime
Sep 04, 2017	vs Tennessee	L 41-42	41:27	10:49	10:28	10:39	9:31	0:00
Sep 09, 2017	JACKSONVILLE STATE	W 37-10	31:33	6:45	8:12	6:04	10:32	
Sep 23, 2017	PITTSBURGH	W 35-17	35:02	9:44	10:04	8:51	6:23	
Sep 30, 2017	NORTH CAROLINA	W 33-7	38:35	11:52	9:43	7:54	9:06	
Oct 14, 2017	at Miami	L 24-25	32:45	8:50	7:35	9:41	6:39	
Oct 21, 2017	WAKE FOREST	W 38-24	35:58	11:42	7:56	7:20	9:00	
Georgia Tech			Total	59:42	53:58	50:29	51:11	0:00
			Avg.	9:57	8:59	8:24	8:31	0:00
Opponents			Total	30:18	36:02	39:31	38:49	0:00
			Avg.	5:03	6:00	6:35	6:28	0:00

2017 Georgia Tech Football
Georgia Tech Red-Zone Results (as of Oct 22, 2017)
All games

Georgia Tech Inside Opponent Red-Zone

Date	Opponent	Score	Times In RZ	Times Scored	Total Pts	Rush TDs	Pass TDs	FGs Made	Failed to score inside RZ						
									FGA	Down	Int	Fumb	Half	Game	
Sep 04, 2017	vs Tennessee	L 41-42	7	6	41	6	6	0	0	1	0	0	0	0	0
Sep 09, 2017	JACKSONVILLE STATE	W 37-10	4	4	23	3	1	2	1	0	0	0	0	0	0
Sep 23, 2017	PITTSBURGH	W 35-17	4	3	21	3	3	0	0	0	0	0	1	0	0
Sep 30, 2017	NORTH CAROLINA	W 33-7	6	5	26	3	2	1	2	0	0	0	1	0	0
Oct 14, 2017	at Miami	L 24-25	3	3	17	2	1	1	1	0	0	0	0	0	0
Oct 21, 2017	WAKE FOREST	W 38-24	3	3	16	2	2	0	1	0	0	0	0	0	0
Totals			27	24	144	19	15	4	5	1	0	0	2	0	0
24 of 27 (88.9%)															

Opponents Inside Georgia Tech Red-Zone

Date	Opponent	Score	Times In RZ	Times Scored	Total Pts	Rush TDs	Pass TDs	FGs Made	Failed to score inside RZ						
									FGA	Down	Int	Fumb	Half	Game	
Sep 04, 2017	vs Tennessee	L 41-42	5	5	35	5	4	1	0	0	0	0	0	0	0
Sep 09, 2017	JACKSONVILLE STATE	W 37-10	2	2	10	1	0	1	1	0	0	0	0	0	0
Sep 23, 2017	PITTSBURGH	W 35-17	0	0	0	0	0	0	0	0	0	0	0	0	0
Sep 30, 2017	NORTH CAROLINA	W 33-7	1	1	7	1	1	0	0	0	0	0	0	0	0
Oct 14, 2017	at Miami	L 24-25	5	5	19	1	0	1	4	0	0	0	0	0	0
Oct 21, 2017	WAKE FOREST	W 38-24	4	4	24	3	1	2	1	0	0	0	0	0	0
Totals			17	17	95	11	6	5	6	0	0	0	0	0	0
17 of 17 (100.0%)															

2017 Georgia Tech Football
Georgia Tech Game Superlatives (as of Oct 22, 2017)
All games

INDIVIDUAL GAME HIGHS

Rushes	44	TaQuon Marshall vs Tennessee (Sep 04, 2017)
Yards Rushing	249	TaQuon Marshall vs Tennessee (Sep 04, 2017)
TD Rushes	5	TaQuon Marshall vs Tennessee (Sep 04, 2017)
Long Rush	70	TaQuon Marshall vs Wake Forest (Oct 21, 2017)
Pass attempts	11	TaQuon Marshall vs Wake Forest (Oct 21, 2017)
Pass completions	5	TaQuon Marshall vs Tennessee (Sep 04, 2017)
	5	TaQuon Marshall vs Jacksonville State (Sep 09, 2017)
	5	TaQuon Marshall vs North Carolina (Sep 30, 2017)
	5	TaQuon Marshall vs Wake Forest (Oct 21, 2017)
Yards Passing	120	TaQuon Marshall vs Tennessee (Sep 04, 2017)
TD Passes	3	TaQuon Marshall vs Jacksonville State (Sep 09, 2017)
Long Pass	48	TaQuon Marshall at Miami (Oct 14, 2017)
Receptions	4	Ricky Jeune vs North Carolina (Sep 30, 2017)
Yards Receiving	55	Ricky Jeune vs Tennessee (Sep 04, 2017)
TD Receptions	2	Ricky Jeune vs Jacksonville State (Sep 09, 2017)
Long Reception	48	Ricky Jeune at Miami (Oct 14, 2017)
Field Goals	2	Brenton King vs Wake Forest (Oct 21, 2017)
Long Field Goal	42	Brenton King vs Wake Forest (Oct 21, 2017)
Punts	6	Pressley Harvin III at Miami (Oct 14, 2017)
Punting Avg	51.5	Pressley Harvin III vs Wake Forest (Oct 21, 2017)
Long Punt	62	Pressley Harvin III at Miami (Oct 14, 2017)
Punts inside 20	4	Pressley Harvin III at Miami (Oct 14, 2017)
Long Punt Return	12	Brad Stewart vs Pittsburgh (Sep 23, 2017)
Long Kickoff Return	42	Lamont Simmons at Miami (Oct 14, 2017)
Tackles	8	Brant Mitchell vs Jacksonville State (Sep 09, 2017)
Sacks	2.0	T.D. Roof vs Jacksonville State (Sep 09, 2017)
	2.0	Anree Saint-Amour vs Jacksonville State (Sep 09, 2017)
	2.0	Antonio Simmons vs Pittsburgh (Sep 23, 2017)
Tackles For Loss	3.0	Anree Saint-Amour vs Jacksonville State (Sep 09, 2017)
Interceptions	2	A.J. Gray vs North Carolina (Sep 30, 2017)

2017 Georgia Tech Football
Georgia Tech Game Superlatives (as of Oct 22, 2017)
All games

TEAM GAME HIGHS

Rushes	86	vs Tennessee (Sep 04, 2017)
Yards Rushing	535	vs Tennessee (Sep 04, 2017)
Yards Per Rush	6.5	vs Pittsburgh (Sep 23, 2017)
TD Rushes	6	vs Tennessee (Sep 04, 2017)
Pass attempts	11	vs Wake Forest (Oct 21, 2017)
Pass completions	5	vs Tennessee (Sep 04, 2017)
	5	vs Jacksonville State (Sep 09, 2017)
	5	vs North Carolina (Sep 30, 2017)
	5	vs Wake Forest (Oct 21, 2017)
Yards Passing	120	vs Tennessee (Sep 04, 2017)
Yards Per Pass	16.0	vs Jacksonville State (Sep 09, 2017)
TD Passes	3	vs Jacksonville State (Sep 09, 2017)
Total Plays	96	vs Tennessee (Sep 04, 2017)
Total Offense	655	vs Tennessee (Sep 04, 2017)
Yards Per Play	6.8	vs Tennessee (Sep 04, 2017)
Points	41	vs Tennessee (Sep 04, 2017)
Sacks By	5	vs Jacksonville State (Sep 09, 2017)
First Downs	33	vs Tennessee (Sep 04, 2017)
Penalties	8	vs Jacksonville State (Sep 09, 2017)
Penalty Yards	70	vs Jacksonville State (Sep 09, 2017)
Turnovers	4	vs Pittsburgh (Sep 23, 2017)
Interceptions By	2	vs Jacksonville State (Sep 09, 2017)
	2	vs North Carolina (Sep 30, 2017)
Punts	6	at Miami (Oct 14, 2017)
Punting Avg	51.5	vs Wake Forest (Oct 21, 2017)
Long Punt	62	at Miami (Oct 14, 2017)
Punts inside 20	4	at Miami (Oct 14, 2017)
Long Punt Return	12	vs Pittsburgh (Sep 23, 2017)

**2017 Georgia Tech Football
Georgia Tech Game Superlatives (as of Oct 22, 2017)
All games**

OPPONENT INDIVIDUAL GAME HIGHS

Rushes	20	Homer, T, at Miami (Oct 14, 2017)
Yards Rushing	170	Homer, T, at Miami (Oct 14, 2017)
TD Rushes	4	Kelly, J., vs Tennessee (Sep 04, 2017)
Long Rush	32	Homer, T, at Miami (Oct 14, 2017)
Pass attempts	37	Dormady, Q., vs Tennessee (Sep 04, 2017)
	37	Rosier, M, at Miami (Oct 14, 2017)
Pass completions	23	Rosier, M, at Miami (Oct 14, 2017)
Yards Passing	297	Rosier, M, at Miami (Oct 14, 2017)
TD Passes	2	Dormady, Q., vs Tennessee (Sep 04, 2017)
	2	Wolford, J, vs Wake Forest (Oct 21, 2017)
Long Pass	70	Rosier, M, at Miami (Oct 14, 2017)
Receptions	9	Brown, J, vs North Carolina (Sep 30, 2017)
Yards Receiving	125	Dortch, G, vs Wake Forest (Oct 21, 2017)
TD Receptions	2	Callaway, M., vs Tennessee (Sep 04, 2017)
Long Reception	70	Thomas, J, at Miami (Oct 14, 2017)
Field Goals	4	Badgley, M, at Miami (Oct 14, 2017)
Long Field Goal	55	Kessman, A., vs Pittsburgh (Sep 23, 2017)
Punts	7	Winslow, R., vs Pittsburgh (Sep 23, 2017)
Punting Avg	50.1	Winslow, R., vs Pittsburgh (Sep 23, 2017)
Long Punt	70	Daniel, T., vs Tennessee (Sep 04, 2017)
Punts inside 20	5	Daniel, T., vs Tennessee (Sep 04, 2017)
Long Punt Return	80	Henderson, Q., vs Pittsburgh (Sep 23, 2017)
Long Kickoff Return	51	Berry, Ev., vs Tennessee (Sep 04, 2017)
Tackles	23	Bituli, D., vs Tennessee (Sep 04, 2017)
Sacks	3.0	Ejiofor, D, vs Wake Forest (Oct 21, 2017)
Tackles For Loss	3.0	HAGLER,Jonathan, vs Jacksonville State (Sep 09, 2017)
	3.0	Ejiofor, D, vs Wake Forest (Oct 21, 2017)

**2017 Georgia Tech Football
Georgia Tech Game Superlatives (as of Oct 22, 2017)
All games**

OPPONENT TEAM GAME HIGHS

Rushes	38	vs Jacksonville State (Sep 09, 2017)
Yards Rushing	184	at Miami (Oct 14, 2017)
Yards Per Rush	6.7	vs Tennessee (Sep 04, 2017)
TD Rushes	4	vs Tennessee (Sep 04, 2017)
Pass attempts	38	at Miami (Oct 14, 2017)
Pass completions	23	at Miami (Oct 14, 2017)
Yards Passing	297	at Miami (Oct 14, 2017)
Yards Per Pass	8.4	vs Wake Forest (Oct 21, 2017)
TD Passes	2	vs Tennessee (Sep 04, 2017)
	2	vs Wake Forest (Oct 21, 2017)
Total Plays	74	at Miami (Oct 14, 2017)
Total Offense	481	at Miami (Oct 14, 2017)
Yards Per Play	6.5	at Miami (Oct 14, 2017)
Points	42	vs Tennessee (Sep 04, 2017)
Sacks By	3	vs North Carolina (Sep 30, 2017)
	3	vs Wake Forest (Oct 21, 2017)
First Downs	24	at Miami (Oct 14, 2017)
Penalties	6	vs North Carolina (Sep 30, 2017)
	6	at Miami (Oct 14, 2017)
Penalty Yards	60	vs North Carolina (Sep 30, 2017)
Turnovers	3	vs Jacksonville State (Sep 09, 2017)
Punts	7	vs Pittsburgh (Sep 23, 2017)
Punting Avg	50.1	vs Pittsburgh (Sep 23, 2017)
Long Punt	70	vs Tennessee (Sep 04, 2017)
Punts inside 20	5	vs Tennessee (Sep 04, 2017)
Long Punt Return	80	vs Pittsburgh (Sep 23, 2017)