

YEAR-BY-YEAR RECORDS

Year	Overall	Conf Record/Place	Bowl
1892	0-3		
1893	2-1-1		
1894	0-3		
1895	No Team		
1896	1-1-1		
1897	0-1		
1898	0-3		
1899	0-5		
1900	0-4		
1901	4-0-1		
1902	0-6-2		
1903	2-5		
JOHN HEISMAN (102-29-7, 16 years)			
1904	8-1-1		
1905	6-0-1		
1906	5-3-1		
1907	4-4		
1908	6-3		
1909	7-2		
1910	5-3		
1911	6-2-1		
1912	5-3-1		
1913	7-2		
1914	6-2		
1915	7-0-1		
1916	8-0-1	<i>SIAA Champions</i>	
1917	9-0	<i>SIAA Champions National Champions</i>	
1918	6-1	<i>SIAA Co-Champions</i>	
1919	7-3		
WILLIAM ALEXANDER (134-95-15, 25 years)			
1920	8-1	<i>SIAA Co-Champions</i>	
1921	8-1	<i>SIAA Co-Champions</i>	
1922	7-2	4-0 SC <i>Southern Conference Co-Champions</i>	
1923	3-2-4	1-0-4 SC	
1924	5-3-1	3-2-1 SC	
1925	6-2-1	4-1-1 SC	
1926	4-5	4-3 SC	
1927	8-1-1	7-0-1 SC <i>Southern Conference Co-Champions</i>	
1928	10-0	7-0 SC <i>SC Champions • Co-National Champions</i>	Rose Bowl (W)
1929	3-6	3-5 SC	
1930	2-6-1	2-4-1 SC	
1931	2-7-1	2-4-1 SC	
1932	4-5-1	4-4-1 SC	
<i>Georgia Tech is charter member of Southeastern Conference</i>			
1933	5-5	2-5 SEC/11th	
1934	1-9	0-6 SEC/11th	
1935	5-5	3-4 SEC/8th	
1936	5-5-1	3-3-1 SEC/T-6th	
1937	6-3-1	3-2-1 SEC/6th	
1938	3-4-3	2-1-3 SEC/5th	
1939	8-2	6-0 SEC/T-1st <i>SEC Co-Champions</i>	Orange Bowl (W)
1940	3-7	1-5 SEC/12th	

Year	Overall	Conf Record/Place	Bowl
1941	3-6	2-4 SEC/9th	
1942	9-2	4-1 SEC/T-2nd	Cotton Bowl (L)
1943	8-3	3-0 SEC/1st <i>SEC Champions</i>	Sugar Bowl (W)
1944	8-3	4-0 SEC/1st <i>SEC Champions</i>	Orange Bowl (L)
BOBBY DODD (165-64-8, 22 years)			
1945	4-6	2-2 SEC/T-5th	
1946	9-2	4-2 SEC/4th	Oil Bowl (W)
1947	10-1	4-1 SEC/2nd	Orange Bowl (W)
1948	7-3	4-3 SEC/5th	
1949	7-3	5-2 SEC/4th	
1950	5-6	4-2 SEC/5th	
1951	11-0-1	7-0 SEC/1st <i>SEC Champions</i>	Orange Bowl (W)
1952	12-0	6-0 SEC/1st <i>SEC Champions • Co-National Champions</i>	Sugar Bowl (W)
1953	9-2-1	4-1-1 SEC/2nd	Sugar Bowl (W)
1954	8-3	6-2 SEC/2nd	Cotton Bowl (W)
1955	9-1-1	4-1-1 SEC/ 3rd	Sugar Bowl (W)
1956	10-1	7-1 SEC/2nd	Gator Bowl (W)
1957	4-4-2	3-4-1 SEC/8th	
1958	5-4-1	2-3-1 SEC/T-8th	
1959	6-5	3-3 SEC/7th	Gator Bowl (L)
1960	5-5	4-4 SEC/7th	
1961	7-4	4-3 SEC/T-4th	Gator Bowl (L)
1962	7-3-1	5-2 SEC/4th	Bluebonnet Bowl (L)
1963	7-3	4-3 SEC/6th	
<i>Georgia Tech leaves Southeastern Conference</i>			
1964	7-3		
1965	7-3-1		Gator Bowl (W)
1966	9-2		Orange Bowl (L)
BUD CARSON (27-27, 5 years)			
1967	4-6		
1968	4-6		
1969	4-6		
1970	9-3		Sun Bowl (W)
1971	6-6		Peach Bowl (L)
BILL FULCHER (12-10-1, 2 years)			
1972	7-4-1		Liberty Bowl (W)
1973	5-6		
PEPPER RODGERS (34-31-2, 6 years)			
1974	6-5		
1975	7-4		
1976	4-6-1		
1977	6-5		
1978	7-5		Peach Bowl (L)
1979	4-6-1		
BILL CURRY (31-43-4, 7 years)			
1980	1-9-1		
1981	1-10		
1982	6-5		
<i>Georgia Tech becomes eligible for ACC Title (joined in 1979)</i>			
1983	3-8	3-2 ACC/3rd	
1984	6-4-1	2-2-1 ACC/5th	
1985	9-2-1	5-1 ACC/2nd	All-American Bowl (W)
1986	5-5-1	3-3 ACC/4th	

Year	Overall	Conf Record/Place	Bowl
BOBBY ROSS (31-26-1, 5 years)			
1987	2-9	0-6 ACC/8th	
1988	3-8	0-7 ACC/8th	
1989	7-4	4-3 ACC/T-4th	
1990	11-0-1	6-0-1 ACC/1st <i>ACC Champions • National Champions</i>	Florida Citrus Bowl (W)
1991	8-5	5-2 ACC/T-2nd	Aloha Bowl (W)
BILL LEWIS (11-19, 3 years)			
1992	5-6	4-4 ACC/T-4th	
1993	5-6	3-5 ACC/6th	
1994 ¹	1-10	0-8 ACC/9th	
GEORGE O'LEARY (52-33, 7 years)			
1995	6-5	5-3 ACC/4th	
1996	5-6	4-4 ACC/5th	
1997	7-5	5-3 ACC/T-3rd	Carquest Bowl (W)
1998	10-2	7-1 ACC/T-1st <i>ACC Co-Champions</i>	Gator Bowl (W)
1999	8-4	5-3 ACC/T-2nd	Gator Bowl (L)
2000	9-3	6-2 ACC/T-2nd	Peach Bowl (L)
2001 ²	8-5	4-4 ACC/T-4th	Seattle Bowl (W)
CHAN GAILEY (21-17, 3 years)			
2002	7-6	4-4 ACC/T-5th	Silicon Valley Classic (L)
2003	7-6	4-4 ACC/T-4th	Humanitarian Bowl (W)
2004	7-5	4-4 ACC/T-6th	Champs Sports Bowl (W)

1—George O'Leary served as interim head coach for final three games
2—Mac McWhorter served as interim head coach for the Seattle Bowl

TECH'S LONGEST WINNING STREAKS

No.	First Win	Broken By
18	VMI, 1951	Florida, 1953 (tie)
18	Tulane, 1916	Pittsburgh, 1918
15	LSU, 1927	North Carolina, 1929
10	Texas Tech, 1965	Georgia, 1966
10	LSU, 1943	Duke, 1944
9	Western Carolina, 1989	North Carolina, 1990 (T)
9	Alabama, 1955	Tennessee, 1956
9	Auburn, 1942	Georgia, 1942
9	Centre, 1920	Penn State, 1921
9	Furman, 1947	Tennessee, 1948
8	Georgia, 1963	Tennessee, 1964
8	Tennessee, 1954	Auburn, 1955
8	Davidson, 1950	Duke, 1951 (tie)
8	St. Mary's, 1946	Alabama, 1947
8	VMI, 1946	Georgia, 1946

TECH'S LONGEST UNBEATEN STREAKS

No.	First Win/Tie	Broken By
33	Georgia, 1914	Pittsburgh, 1918
31	Davidson, 1950	Notre Dame, 1953
16	Western Carolina, 1989	Penn State, 1991
16	Vanderbilt, 1927	North Carolina, 1929
14	Clemson, 1904	Sewanee, 1906

CHAMPIONSHIPS

GEORGIA TECH'S CHAMPIONSHIPS

National Championships

1917 • 1928 • 1952 • 1990

Conference Championships (15)

SIAA (5): 1916 • 1917 • 1918 • 1920 • 1921

Southern Conference (3): 1922 • 1927 • 1928

Southeastern Conference (5):

1939 • 1943 • 1944 • 1951 • 1952

Atlantic Coast Conference (2): 1990 • 1998

TECH IN FINAL POLLS

Year	Record	AP	UPI	TSN	USA
1939	8-2	16	—	—	—
1942	9-2	5	—	—	—
1943	8-3	13	—	—	—
1944	8-3	13	—	—	—
1946	9-2	11	—	—	—
1947	10-1	10	—	—	—
1951	11-0-1	5	5	—	—
1952*	12-0	2	2	—	—
1953	9-2-1	8	9	—	—
1954	8-3	—	13	—	—
1955	9-1-1	7	7	—	—
1956	10-1	4	4	—	—
1961	7-4	13	13	—	—
1962	7-3-1	—	11	—	—
1966	9-2	8	8	—	—
1970	9-3	13	17	—	—
1972	7-4-1	20	NR	—	—
1985	9-2-1	19	18	17	18
1990	11-0-1	2	1	1	2
1997	7-5	25	—	—	NR
1998	10-2	9	—	—	11
1999	8-4	21	—	—	20
2000	9-3	17	—	—	19
2001	8-5	24	—	—	—

* No. 1 by International News Service

Note: The coaches' poll was released by UPI through 1990, then by USA Today beginning in 1991.



JAKIE RUDOLPH (kneeling) upends Alabama's Bobby Marlow to preserve a 7-3 win for second-ranked Tech over No. 12 Alabama in 1952.

WINS OVER TOP 10 TEAMS

Date	Game	Opp	Tech
11-2-02	at NC State, 24-17	10/8	NR
10-28-00	at Clemson, 31-28	5/4	NR
10-17-98	Virginia, 41-38	7/6	25/25
11-3-90	at Virginia, 41-38	1/1	16/14
10-15-88	South Carolina, 34-0	8	NR
9-12-81	at Alabama, 24-21	4	NR
11-8-80	Notre Dame, Tie 3-3	1	NR
10-8-66	Tennessee, 6-3	8	9
1-1-66	Texas Tech, 31-21	10	NR
11-17-62	Alabama, 7-6	1	NR
9-22-61	at Southern Cal, 27-7	9	NR
11-5-60	Tennessee, 14-7	8	NR
9-26-59	SMU, 16-12	6	16
10-3-59	Clemson, 16-6	6	7
10-10-59	at Tennessee, 14-7	8	3
10-18-58	Auburn, Tie 7-7	2	NR
11-2-57	Duke, 13-0	7	NR
9-29-56	at SMU, 9-7	5	2
1-1-55	Arkansas, 14-6	10	NR
1-1-54	West Virginia, 42-19	10	8
1-1-53	Mississippi, 24-7	7	2
11-1-52	at Duke, 28-7	6	4
1-1-52	Baylor, 17-14	9	5
11-1-47	Duke, 7-0	9	6
9-26-42	Auburn, 15-0	4	6
1-14-42	Alabama, 7-0	5	2
10-21-44	Navy, 17-15	9	8
1-1-40	Missouri, 21-7	6	16

TECH vs. NO. 1

Date	Opponent	Result
11-11-99	at Florida State	L 35-41
10-21-95	at Florida State	L 10-42
10-2-93	at Florida State	L 0-51
11-3-90	at Virginia	W 41-38
11-27-82	at Georgia	L 38-18
11-29-80	at Georgia	L 38-20
11-8-80	Notre Dame	T 3-3
9-22-73	Southern Cal	L 23-6
11-14-70	Notre Dame	L 10-7
11-17-62	Alabama	W 7-6
10-24-53	at Notre Dame	L 27-14
10-2-43	at Notre Dame*	L 55-13

*The first poll of the season was released the following Monday; Notre Dame was No. 1 for the entire season.

NATIONAL CHAMPIONSHIP RECOGNITION

Georgia Tech has won four national championships. Tech's four titles are by virtue of a national wire service (1952 & 1990) or by consensus of polls available at the time (1917 & 1928).

Tech's undefeated 1951 squad did not win a wire service title (Tennessee won the AP and UPI crowns), but the Jackets, along with Illinois, earned national championship recognition by the Boand System. William Boand of Tucson, Ariz., developed a mathematical formula that was published in newspapers from 1930-60.

Tech's 1951 and 1956 teams also earned national championship recognition by the Berryman system, a mathematical formula developed by Clyde Berryman of Washington, D.C. in 1990. Berryman named predated national champions from 1940-89.

YEAR-BY-YEAR SCORES

Entering its 113th year of intercollegiate football, Georgia Tech's all-time record is 630-426-43 (.593). Beginning with 1904, when John Heisman became Tech's first permanent head coach, it's record is 621-394-38 (.608).

1892-1903 9-32-5 • 11 years

Prior to 1904, when John Heisman became Georgia Tech's first permanent, full-time head football coach, the team was "coached" by professors, interested townspeople or one of the players.

1892 • 0-3

Coach & Captain: E.E. West

Date	Result	Opponent	Record
N. 5	aL 6-12	Mercer (Central Park)	0-1
N. 19	hL 10-20	Vanderbilt (Piedmont Park)	0-2
N. 25	hL 0-26	Auburn (Brisbane Park)	0-3

1893 • 2-1-1

Coaches: Frank O. Spain & Lt. Leonard Wood
Captain: W.W. Hunter

Date	Result	Opponent	Record
N. 4	aW 28-6	Georgia	1-0
N. 11	hW 10-6	Mercer	2-0
N. 30	hL 0-6	St. Albans (Piedmont, Thanksgiving)	2-1
D. 7	hT 0-0	Auburn	2-1-1

1894 • 0-3

Coaches: Frank O. Spain & Lt. Leonard Wood
Captain: Thomas Rauol

Date	Result	Opponent	Record
O. 27	hL 0-8	Savannah A.A.	0-1
N. 17	hL 0-94	Auburn (Athletic Park)	0-2
N. 29	hL 0-34	Ft. McPherson (Athletic Park)	0-3

1896 • 1-1-1

No Captain

Date	Result	Opponent	Record
O. 31	aW 6-4	Mercer (Central Park)	1-0
N. 7	aL 0-45	Auburn	1-1
N. 21	hT 12-12	Mercer (Brisbane Park)	1-1-1

1897 • 0-1

No Captain

Date	Result	Opponent	Record
O. 23	aL 0-28	Georgia	0-1

1898 • 0-3

Coach: R.B. "Cow" Nalley • No Captain

Date	Result	Opponent	Record
N. 5	aL 6-29	Auburn	0-1
N. 24	nL 0-23	Clemson (@Augusta)	0-2
O. 22	aL 0-15	Georgia	0-3

ALL-TIME RECORD: 630-426-43 (112 Seasons)

Tech ranks 20th among Division I-A schools in all-time victories

1899 • 0-5

Coach: Mr. Collier • Captain: Pete Wooley

Home Games at Piedmont Park

Date	Result	Opponent	Record
O. 14	aL 0-63	Auburn	0-1
O. 23	hL 0-30	Sewanee	0-2
O. 28	aL 0-20	Georgia	0-3
N. 11	hL 0-15	Nashville	0-4
N. 30	aL 5-41	Clemson (@Greenville, Thanksgiving)	0-5

1900 • 0-4

Captain: W.J. Holman

Home Games at Piedmont Park

Date	Result	Opponent	Record
O. 13	hL 0-12	Georgia	0-1
O. 20	hL 0-23	Nashville	0-2
O. 29	hL 0-34	Sewanee	0-3
D. 7	hL 6-38	Davidson	0-4

1901 • 4-0-1

Coach: Dr. Cyrus W. Strickler • Captain: A.B. Hoilson

Hoilson

Home Games at Piedmont Park

Date	Result	Opponent	Record
O. 12	hW 29-0	Gordon	1-0
O. 15	hW 17-0	Furman	2-0
O. 18	nW 33-0	Wofford (@Augusta)	3-0
O. 26	aT 5-5	Furman	3-0-1
N. 9	hW 13-0	South Carolina	4-0-1

1902 • 0-6-2

Coach: John McKee • Captain: Bully Young

Home Games at Brisbane Park

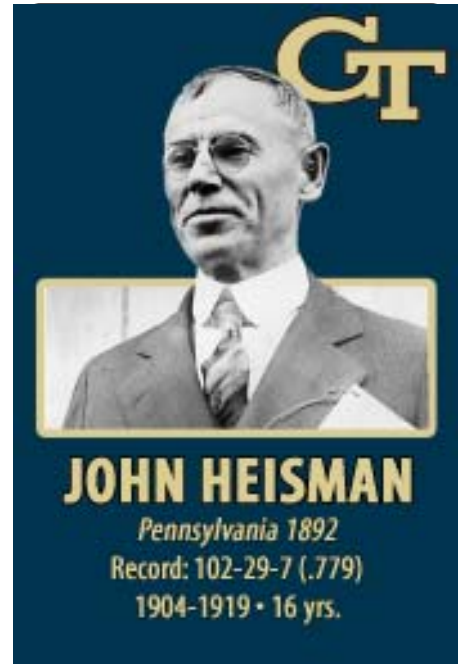
Date	Result	Opponent	Record
O. 11	hL 6-18	Auburn	0-1
O. 18	hL 5-44	Clemson	0-2
O. 25	hT 0-0	Georgia	0-2-1
N. 1	aT 0-0	Furman	0-2-2
N. 8	hL 0-17	St. Albans (Va.)	0-3-2
N. 13	hL 6-7	Davidson	0-4-2
N. 22	hL 6-10	Tennessee	0-5-2
N. 27	aL 0-26	Alabama (@Birmingham, Thanksgiving)	0-6-2

1903 • 2-5

Captain: Jesse Thrash

Home Games at Piedmont Park

Date	Result	Opponent	Record
O. 17	hL 0-73	Clemson	0-1
O. 24	hL 0-38	Georgia	0-2
O. 31	aW 37-0	Howard College (Ala.)	1-2
N. 7	hW 17-0	Florida State College	2-2
N. 14	hL 5-10	Auburn	2-3
N. 21	aL 0-11	Tennessee	2-4
N. 26	hL 0-16	South Carolina (Thanksgiving)	2-5



1904 (8-1-1)

Captain: Barien Moore

Home games at Piedmont Park

Date	Result	Opponent	Record
O. 1	hW 11-5	Ft. McPherson	1-0
O. 8	hW 35-0	Florida State College	2-0
O. 15	hW 51-0	Mooney School (Tenn.)	3-0
O. 17	hW 77-0	Florida	4-0
O. 22	hW 2-0	Tennessee	5-0
O. 29	aL 0-12	Auburn	5-1
N. 5	hT 11-11	Clemson	5-1-1
N. 12	hW 23-6	Georgia	6-1-1
N. 16	hW 59-0	Tennessee Meds	7-1-1
N. 24	hW 18-0	Cumberland (Thanksgiving)	8-1-1

1905 • 6-0-1

Captain: Louie Clark

Home games on campus at The Flats, future site of Grant Field

Date	Result	Opponent	Record
O. 7	hW 54-0	Dahlonega	1-0
O. 21	hW 12-5	Alabama	2-0
O. 28	hW 18-0	Cumberland	3-0
N. 4	hW 45-0	Tennessee	4-0
N. 11	hT 18-18	Sewanee	4-0-1
N. 18	hW 46-0	Georgia	5-0-1
N. 30	hW 17-12	Clemson (Thanksgiving)	6-0-1

1906 • 5-3-1

Captain: E.C. Davies

Home games at The Flats

Date	Result	Opponent	Record
S. 29	hT 6-6	Maryville	0-0-1
O. 6	hW 11-0	Dahlonega	1-0-1
O. 13	hW 18-0	Grant University (Tenn.)	2-0-1
O. 20	hL 0-16	Sewanee	2-1-1
O. 27	hW 4-0	Davidson	3-1-1
N. 3	hW 11-0	Auburn	4-1-1
N. 10	aW 17-0	Georgia	5-1-1
N. 17	hL 6-37	Vanderbilt	5-2-1
N. 29	hL 0-10	Clemson (Thanksgiving)	5-3-1

YEAR-BY-YEAR SCORES

1907 • 4-4

Captain: C.A. Sweet

Date	Result	Opponent	Record
0. 5	hW 51-0	Gordon (The Flats)	1-0
0. 12	hW 70-0	Dahlonega (The Flats)	2-0
0. 19	hW 6-4	Tennessee (Ponce de Leon Park)	3-0
0. 26	hL 6-12	Auburn (Ponce de Leon Park)	3-1
N. 2	hW 10-6	Georgia (Ponce de Leon Park)	4-1
N. 9	hL 0-18	Sewanee (Ponce de Leon Park)	4-2
N. 16	aL 0-54	Vanderbilt	4-3
N. 28	hL 5-6	Clemson (Thanksgiving, Ponce de Leon)	4-4

Home games from 1908-12 at Ponce de Leon Park

1908 • 6-3

Captain: L.W. Robert

Date	Result	Opponent	Record
0. 3	hW 32-0	Gordon	1-0
0. 10	hW 30-0	Mooney School (Tenn.)	2-0
0. 17	hW 23-0	Mississippi A&M	3-0
0. 24	hW 11-6	Alabama	4-0
0. 31	hL 5-6	Tennessee	4-1
N. 7	hL 0-44	Auburn	4-2
N. 14	hL 0-6	Sewanee	4-3
N. 19	aW 16-6	Mercer	5-3
N. 26	hW 30-6	Clemson (Thanksgiving)	6-3

1909 • 7-2

Captain: John Davis

Date	Result	Opponent	Record
0. 2	hW 18-6	Gordon	1-0
0. 9	hW 35-6	Mooney School (Tenn.)	2-0
0. 16	hW 59-0	South Carolina	3-0
0. 23	hL 0-15	Sewanee	3-1
0. 30	aW 29-0	Tennessee	4-1
N. 6	hL 0-8	Auburn	4-2
N. 13	aW 35-0	Mercer	5-2
N. 20	hW 12-6	Georgia	6-2
N. 25	hW 29-3	Clemson (Thanksgiving)	7-2

1910 • 5-3

Captain: Dean Hill

Date	Result	Opponent	Record
0. 1	hW 57-0	Gordon	1-0
0. 8	hW 18-0	Chattanooga	2-0
0. 15	hW 46-0	Mercer	3-0
0. 22	aW 36-0	Alabama	4-0
N. 5	hL 0-16	Auburn	4-1
N. 12	hL 0-23	Vanderbilt	4-2
N. 19	hL 6-11	Georgia	4-3
N. 24	hW 34-0	Clemson (Thanksgiving)	5-3

1911 • 6-2-1

Captain: H.W. Patterson

Date	Result	Opponent	Record
S. 30	hW 22-5	11th Cavalry	1-0
0. 7	aW 28-0	Howard College (Ala.)	2-0
0. 14	hW 24-0	Tennessee	3-0
0. 21	hW 17-0	Mercer	4-0
0. 29	hT 0-0	Alabama	4-0-1
N. 4	hL 6-11	Auburn	4-1-1
N. 11	hW 23-0	Sewanee	5-1-1
N. 18	hL 0-5	Georgia	5-2-1
N. 30	hW 31-0	Clemson (Thanksgiving)	6-2-1

1912 • 5-3-1

Captain: Hugh Leuhrman

Home Games at The Flats

Date	Result	Opponent	Record
S. 28	hT 0-0	11th Cavalry	0-0-1
0. 5	aW 20-16	The Citadel	1-0-1
0. 12	hW 20-3	Alabama	2-0-1
0. 19	aW 14-7	Florida (@Jacksonville)	3-0-1
0. 26	aW 16-6	Mercer	4-0-1
N. 2	hL 7-27	Auburn	4-1-1
N. 9	hL 0-7	Sewanee	4-2-1
N. 16	hL 0-20	Georgia	4-3-1
N. 28	hW 23-0	Clemson (Thanksgiving)	5-3-1

NOTE: Grant Field, with its first permanent seating, was built prior to the 1913 season. From this point on, all home games were played at Grant Field unless noted.

1913 • 7-2

Captain: Homer Cook

Date	Result	Opponent	Record
S. 27	hW 19-0	Ft. McPherson	1-0
0. 4	aW 47-0	The Citadel	2-0
0. 11	aW 71-6	Chattanooga	3-0
0. 18	hW 33-0	Mercer	4-0
0. 25	aW 13-3	Florida (@Jacksonville)	5-0
N. 1	hW 33-0	Sewanee	6-0
N. 8	hL 0-20	Auburn	6-1
N. 15	hL 0-14	Georgia	6-2
N. 27	hW 34-0	Clemson (Thanksgiving)	7-2

1914 • 6-2

Captain: K.J. Fielder

Date	Result	Opponent	Record
0. 3	hW 20-0	South Carolina	1-0
0. 10	hW 105-0	Mercer	2-0
0. 17	aL 0-13	Alabama (@Birmingham)	2-1
0. 24	hW 28-7	VMI	3-1
0. 31	hW 20-0	Sewanee	4-1
N. 7	hL 0-14	Auburn	4-2
N. 14	hW 7-0	Georgia	5-2
N. 26	hW 26-6	Clemson (Thanksgiving)	6-2

1915 • 7-0-1

Captain: D.E. Morrison

Date	Result	Opponent	Record
0. 2	hW 52-0	Mercer	1-0
0. 9	hW 27-7	Davidson	2-0
0. 16	hW 67-0	Transylvania	3-0
0. 23	aW 36-7	LSU (@New Orleans)	4-0
0. 30	hW 23-3	North Carolina	5-0
N. 6	hW 21-7	Alabama	6-0
N. 13	hT 0-0	Georgia	6-0-1
N. 25	hW 7-0	Auburn (Thanksgiving)	7-0-1

1916 • 8-0-1

SIAA Champions

Captain: J.T. Johnson

Date	Result	Opponent	Record
S. 30	hW 61-0	Mercer	1-0
0. 7	hW 222-0	Cumberland	2-0
0. 14	hW 9-0	Davidson	3-0
0. 21	hW 10-6	North Carolina	4-0
0. 28	hT 7-7	Washington & Lee	4-0-1
N. 4	hW 45-0	Tulane	5-0-1
N. 11	hW 13-0	Alabama	6-0-1
N. 18	aW 21-0	Georgia	7-0-1
N. 30	hW 33-7	Auburn (Thanksgiving)	8-0-1

1917 • 9-0

Co-National Champions (INS)

SIAA Champions

Captain: W.G. Carpenter

Date	Result	Opponent	Record
S. 29	hW 25-0	Furman (DH)	1-0
S. 29	hW 33-0	Wake Forest (DH)	2-0
0. 6	hW 41-0	Pennsylvania	3-0
0. 13	hW 32-10	Davidson	4-0
0. 20	hW 63-0	Washington & Lee	5-0
N. 3	hW 83-0	Vanderbilt	6-0
N. 10	aW 48-0	Tulane	7-0
N. 17	hW 98-0	Carlisle	8-0
N. 29	hW 68-7	Auburn (Thanksgiving)	9-0

1918 • 6-1

SIAA Co-Champions

Captain: W.R. Fincher

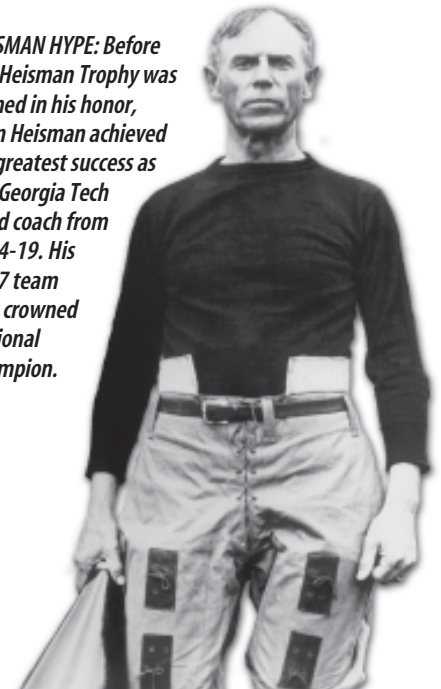
Date	Result	Opponent	Record
0. 5	hW 28-0	Clemson	1-0
0. 12	hW 118-0	Furman	2-0
0. 19	hW 123-0	11th Cavalry	3-0
0. 26	hW 28-0	Camp Gordon	4-0
N. 10	hW 128-0	NC State	5-0
N. 23	aL 0-32	Pittsburgh	5-1
N. 28	hW 41-0	Auburn (Thanksgiving)	6-1

1919 • 7-3


Captain: G.M. Phillips

Date	Result	Opponent	Record
S. 20	hW 48-0	5th Division	1-0
S. 27	hW 74-0	Furman	2-0
0. 4	hW 14-0	Wake Forest	3-0
0. 11	hW 28-0	Clemson	4-0
0. 18	hW 20-0	Vanderbilt	5-0
0. 25	aL 6-16	Pittsburgh	5-1
N. 1	hW 33-0	Davidson	6-1
N. 8	hL 0-3	Washington & Lee	6-2
N. 15	hW 27-0	Georgetown	7-2
N. 27	hL 7-14	Auburn (Thanksgiving)	7-3

HEISMAN HYPE: Before the Heisman Trophy was named in his honor, John Heisman achieved his greatest success as the Georgia Tech head coach from 1904-19. His 1917 team was crowned National Champion.



YEAR-BY-YEAR SCORES



1920 • 8-1

SIAA Co-Champions

Captain: A.R. Flowers

Date	Result	Opponent	Record
S. 25	hW	Wake Forest	1-0
O. 2	hW	Oglethorpe	2-0
O. 9	hW	Davidson	3-0
O. 16	aW	Vanderbilt	4-0
O. 23	aL	Pittsburgh	4-1
O. 30	hW	Centre	5-1
N. 6	hW	Clemson	6-1
N. 13	hW	Georgetown	7-1
N. 25	hW	Auburn (Thanksgiving)	8-1

1921 • 8-1

SIAA Co-Champions

Captain: J.W. Harlan

Date	Result	Opponent	Record
S. 24	hW	Wake Forest	1-0
O. 1	hW	Oglethorpe	2-0
O. 8	hW	Davidson	3-0
O. 15	hW	Furman	4-0
O. 22	hW	Rutgers	5-0
O. 29	nL	Penn State (Polo Grounds, N.Y.)	5-1
N. 5	hW	Clemson	6-1
N. 12	hW	Georgetown	7-1
N. 24	hW	Auburn (Thanksgiving)	8-1

1922 • 7-2, 4-0 SC

Southern Conference Co-Champions

Captain: Red Barron

Date	Result	Opponent	Record
S. 30	hW	Oglethorpe	1-0
O. 7	hW	Davidson	2-0
O. 14	hW	Alabama	3-0
O. 21	aL	Navy	3-1
O. 28	hL	Notre Dame	3-2
N. 4	hW	Clemson	4-2
N. 11	hW	Georgetown	5-2
N. 18	hW	NC State	6-2
N. 30	hW	Auburn (Thanksgiving)	7-2

1923 • 3-2-4, 1-0-4 SC

Captain: J.F. McIntyre

Date	Result	Opponent	Record
S. 23	hW	Oglethorpe	1-0
O. 6	hW	VMI	2-0
O. 13	hT	Florida	2-0-1
O. 20	hW	Georgetown	3-0-1
O. 27	aL	Notre Dame	3-1-1
N. 3	hT	Alabama	3-1-2
N. 10	aL	Penn State	3-2-2
N. 17	nT	Kentucky	3-2-3
N. 29	hT	Auburn (Thanksgiving)	3-2-4

1924 • 5-3-1, 3-2-1 SC

Captain: George Gardner

Date	Result	Opponent	Record
S. 27	hW	Oglethorpe	1-0
O. 4	hW	VMI	2-0
O. 11	hT	Florida	2-0-1
O. 18	hW	Penn State	3-0-1
O. 25	hL	Alabama	3-1-1
N. 1	aL	Notre Dame	3-2-1
N. 8	hW	LSU	4-2-1
N. 15	hL	Vanderbilt	4-3-1
N. 27	hW	Auburn (Thanksgiving)	5-3-1

1925 • 6-2-1, 4-1-1 SC

Captain: S.D. Wycoff

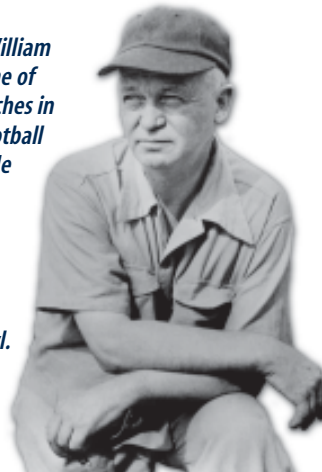
Date	Result	Opponent	Record
S. 28	hW	Oglethorpe	1-0
O. 3	hW	VMI	2-0
O. 10	nW	Penn State (Yankee Stadium)	3-0
O. 17	hW	Florida	4-0
O. 24	hL	Alabama	4-1
O. 31	hL	Notre Dame	4-2
N. 7	aW	Vanderbilt	5-2
N. 14	hW	Georgia	6-2
N. 26	hT	Auburn (Thanksgiving)	6-2-1

1926 • 4-5, 4-3 SC

Captain: Owen Pool

Date	Result	Opponent	Record
S. 25	hL	Oglethorpe	0-1
O. 2	hW	VMI	1-1
O. 9	hW	Tulane	2-1
O. 16	hL	Alabama	2-2
O. 23	hW	Washington & Lee	3-2
O. 30	aL	Notre Dame	3-3
N. 6	hL	Vanderbilt	3-4
N. 13	hL	Georgia	3-5
N. 25	hW	Auburn (Thanksgiving)	4-5

COACH ALEX: William Alexander is one of three Tech coaches in the College Football Hall of Fame. He led Tech to the 1928 National Championship, capped by a victory in the 1929 Rose Bowl.



1927 • 8-1-1, 7-0-1 SC

Southern Conference Champions

Captain: E.J. Crowley

Date	Result	Opponent	Record
O. 1	hW	VMI	1-0
O. 8	hW	Tulane	2-0
O. 15	hW	Alabama	3-0
O. 22	hW	North Carolina	4-0
O. 29	aL	Notre Dame	4-1
N. 5	aT	Vanderbilt	4-1-1
N. 12	hW	LSU	5-1-1
N. 19	hW	Oglethorpe	6-1-1
N. 24	hW	Auburn (Thanksgiving)	7-1-1
D. 3	hW	Georgia	8-1-1

1928 • 10-0, 7-0 SC

Co-National Champions (INS)

Southern Conference Champions

Captain: H.R. Pund

Date	Result	Opponent	Record
O. 6	hW	VMI	1-0
O. 13	aW	Tulane	2-0
O. 20	hW	Notre Dame	3-0
O. 27	aW	North Carolina	4-0
N. 3	hW	Oglethorpe	5-0
N. 10	hW	Vanderbilt	6-0
N. 17	hW	Alabama	7-0
N. 29	hW	Auburn (Thanksgiving)	8-0
D. 8	hW	Georgia	9-0
J. 1	nW	California (Rose Bowl)	10-0

1929 • 3-6, 3-5 SC

Captain: Harold Rusk

Date	Result	Opponent	Record
O. 5	hW	Mississippi A&M	1-0
O. 12	hL	North Carolina	1-1
O. 19	hW	Florida	2-1
O. 26	aL	Tulane	2-2
N. 2	hL	Notre Dame	2-3
N. 9	aL	Vanderbilt	2-4
N. 16	hL	Alabama	2-5
N. 28	hW	Auburn (Thanksgiving)	3-5
D. 7	aL	Georgia	3-6

1930 • 2-6-1, 2-4-1 SC

Captain: Earl Dunlap

Date	Result	Opponent	Record
O. 4	hW	South Carolina	1-0
O. 11	aL	Carnegie Tech	1-1
O. 18	hW	Auburn	2-1
O. 25	hL	Tulane	2-2
N. 1	aT	North Carolina	2-2-1
N. 8	hL	Vanderbilt	2-3-1
N. 15	aL	Pennsylvania	2-4-1
N. 27	hL	Florida (Thanksgiving)	2-5-1
D. 6	hL	Georgia	2-6-1

1931 • 2-7-1, 2-4-1 SC

Captain: H.C. Neblett

Date	Result	Opponent	Record
O. 3	hW	South Carolina	1-0
O. 10	hL	Carnegie Tech	1-1
O. 17	hL	Auburn	1-2
O. 24	aL	Tulane	1-3
O. 31	hL	Vanderbilt	1-4
N. 7	aT	North Carolina	1-4-1
N. 14	aL	Pennsylvania	1-5-1
N. 21	hW	Florida	2-5-1
N. 28	aL	Georgia	2-6-1
D. 26	hL	California	2-7-1

YEAR-BY-YEAR SCORES

1932 • 4-5-1, 4-4-1 SC

Captain: H.C. Neblett

Date	Result	Opponent	Record
O. 1	hW 32-14	Clemson	1-0
O. 8	hL 6-12	Kentucky	1-1
O. 15	hL 0-6	Auburn	1-2
O. 22	aW 43-14	North Carolina	2-2
O. 29	aL 0-12	Vanderbilt	2-3
N. 5	hL 14-20	Tulane	2-4
N. 12	hW 6-0	Alabama	3-4
N. 19	aW 6-0	Florida	4-4
N. 26	hT 0-0	Georgia	4-4-1
D. 17	aL 7-27	California	4-5-1

1933 • 5-5, 2-5 SEC

Captains: E.E. Laws, R.H. Tharpe

Date	Result	Opponent	Record
S. 30	hW 39-2	Clemson	1-0
O. 7	aL 6-7	Kentucky	1-1
O. 14	hW 16-6	Auburn	2-1
O. 21	hL 0-7	Tulane	2-2
O. 28	aW 10-6	North Carolina	3-2
N. 4	hL 6-9	Vanderbilt	3-3
N. 11	hW 19-7	Florida	4-3
N. 18	hL 9-12	Alabama	4-4
N. 25	hL 6-7	Georgia	4-5
D. 2	hW 6-0	Duke	5-5

1934 • 1-9, 0-6 SEC

Captain: Jack Phillips

Date	Result	Opponent	Record
S. 29	hW 12-7	Clemson	1-0
O. 6	hL 12-27	Vanderbilt	1-1
O. 13	aL 0-20	Duke	1-2
O. 20	aL 2-9	Michigan	1-3
O. 27	aL 12-20	Tulane	1-4
N. 3	hL 0-26	North Carolina	1-5
N. 10	hL 6-18	Auburn	1-6
N. 17	hL 0-40	Alabama	1-7
N. 24	aL 12-13	Florida	1-8
D. 1	aL 0-7	Georgia	1-9

1935 • 5-5, 3-4 SEC

Captain: R.W. Eubanks

Date	Result	Opponent	Record
S. 28	hW 33-0	Presbyterian	1-0
O. 5	hW 32-0	Sewanee	2-0
O. 12	aL 6-25	Kentucky	2-1
O. 19	hW 6-0	Duke	3-1
O. 26	aL 0-19	North Carolina	3-2
N. 2	hL 13-14	Vanderbilt	3-3
N. 9	hL 7-33	Auburn	3-4
N. 16	aL 7-38	Alabama (@Birmingham)	3-5
N. 23	hW 39-6	Florida	4-5
N. 30	hW 19-7	Georgia	5-5

NOTE: The Associated Press began its college football poll in 1936. The numbers indicate Georgia Tech's rank on the left and the opponent's rank on the right at the time of the game.

1936 • 5-5-1, 3-3-1 SEC

Captain: J.W. FitzSimmons

Date	Result	Opponent	GT	Opp	Record
S. 26	hW 55-0	Presbyterian (First night game)			1-0
O. 3	hW 58-0	Sewanee			2-0
O. 10	hW 34-0	Kentucky			3-0
O. 17	aL 6-19	Duke			3-1
O. 24	aT 0-0	Vanderbilt			3-1-1
O. 31	hL 13-14	Clemson			3-2-1
N. 7	hL 12-13	Auburn	20		3-3-1
N. 14	hL 16-20	Alabama	4		3-4-1
N. 21	hW 38-14	Florida			4-4-1
N. 28	aL 6-16	Georgia			4-5-1
D. 26	hW 13-7	California			5-5-1

1937 • 6-3-1, 3-2-1 SEC

Captain: Fletcher Sims

Date	Result	Opponent	GT	Opp	Record
S. 24	hW 59-0	Presbyterian			1-0
O. 2	hW 28-0	Mercer			2-0
O. 9	aW 32-0	Kentucky			3-0
O. 16	hL 19-20	Duke		*10	3-1
O. 23	hL 0-21	Auburn	20		3-2
O. 30	hW 14-0	Vanderbilt			4-2
N. 6	hW 7-0	Clemson			5-2
N. 13	aL 0-7	Alabama (@Birmingham)	3		5-3
N. 20	aW 12-0	Florida			6-3
N. 27	hT 6-6	Georgia			6-3-1

* Ranking in first poll released Oct. 18

1938 • 3-4-3, 2-1-3 SEC

Captain: Jack Chivington

Date	Result	Opponent	GT	Opp	Record
O. 1	hW 19-0	Mercer			1-0
O. 8	hL 6-14	Notre Dame		*5	1-1
O. 15	aL 0-6	Duke		*9	1-2
O. 22	hW 7-6	Auburn			2-2
O. 29	aL 7-13	Vanderbilt			2-3
N. 5	hW 19-18	Kentucky			3-3
N. 12	hT 14-14	Alabama	16		3-3-1
N. 19	hT 0-0	Florida			3-3-2
N. 26	aT 0-0	Georgia			3-3-3
D. 26	aL 0-13	California			3-4-3

* Ranking in first poll released Oct. 17

1939 • 8-2, 6-0 SEC

SEC Co-Champions

Captain: R.W. Murphy

Date	Result	Opponent	GT	Opp	Record
O. 7	aL 14-17	Notre Dame		*2	0-1
O. 14	hW 35-0	Howard (Ala.)			1-1
O. 21	hW 14-6	Vanderbilt			2-1
O. 28	hW 7-6	Auburn			3-1
N. 4	hL 6-7	Duke		12	3-2
N. 11	hW 13-6	Kentucky		18	4-2
N. 18	aW 6-0	Alabama (@Birmingham)			5-2
N. 25	aW 21-7	Florida	19		6-2
D. 2	hW 13-0	Georgia			7-2
J. 1	nW 21-7	Missouri (Orange Bowl)	16	6	8-2

* Ranking in first poll released Oct. 16

YEAR-BY-YEAR SCORES

1940 • 3-7, 1-5 SEC

Captain: N.W. Cavette

Date	Result	Opponent	GT	Opp	Record
O. 5	hW	Howard (Ala.)			1-0
O. 12	aL	Notre Dame	*6		1-1
O. 19	hW	Vanderbilt			2-1
O. 26	hL	Auburn			2-2
N. 2	aL	Duke	18		2-3
N. 9	aL	Kentucky (@Louisville)			2-4
N. 16	hL	Alabama	14		2-5
N. 23	hL	Florida			2-6
N. 30	aL	Georgia			2-7
D. 28	hW	California			3-7

* Ranking in first poll released Oct. 14

1941 • 3-6, 2-4 SEC

Captain: C.R. Sanders

Date	Result	Opponent	GT	Opp	Record
O. 4	hW	Chattanooga			1-0
O. 11	hL	Notre Dame	*8		1-1
O. 18	aL	Vanderbilt	18		1-2
O. 25	hW	Auburn			2-2
N. 1	hL	Duke	4		2-3
N. 8	hW	Kentucky			3-3
N. 15	aL	Alabama (@Birmingham)	9		3-4
N. 22	aL	Florida			3-5
N. 29	hL	Georgia	20		3-5

* Ranking in first poll released Oct. 13

1942 • 9-2, 4-1 SEC

Captain: Jack Marshall

Date	Result	Opponent	GT	Opp	Record
S. 26	hW	Auburn	*6	4	1-0
O. 3	aW	Notre Dame	*6		2-0
O. 10	hW	Chattanooga	*6		3-0
O. 17	hW	Davidson	6		4-0
O. 24	aW	Navy	6		5-0
O. 31	aW	Duke	5		6-0
N. 7	hW	Kentucky	3		7-0
N. 14	hW	Alabama	2	5	8-0
N. 21	hW	Florida	2		9-0
N. 28	aL	Georgia	2	5	9-1
J. 1	nL	Texas (Cotton Bowl)	5	11	9-2

* Ranking in first poll released Oct. 12

1943 • 8-3, 3-0 SEC

SEC Champions

Captains: George Manning, John Steber

Date	Result	Opponent	GT	Opp	Record
S. 25	hW	North Carolina			1-0
O. 2	aL	Notre Dame	*1		1-1
O. 9	hW	Ga. Navy Pre-Flight			2-1
O. 16	hW	Ft. Benning			3-1
O. 23	nL	Navy (@Baltimore, Md.)	3		3-2
O. 30	hL	Duke	8		3-3
N. 6	hW	LSU	20		4-3
N. 13	aW	Tulane	19		5-3
N. 20	hW	Clemson	15		6-3
N. 27	hW	Georgia	14		7-3
J. 1	nW	Tulsa (Sugar Bowl)	13	15	8-3

* Ranking in first poll released Oct. 4

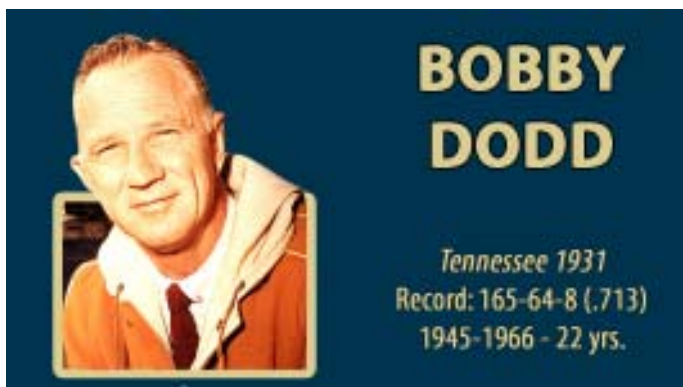
1944 • 8-3, 4-0 SEC

SEC Champions

Captain: Phillip Tinsley

Date	Result	Opponent	GT	Opp	Record
S. 30	hW	Clemson	*10		1-0
O. 7	hW	North Carolina	*10		2-0
O. 14	hW	Auburn	10		3-0
O. 21	hW	Navy	8	9	4-0
O. 27	hW	Ga. Navy Pre-Flight	5		5-0
N. 4	aL	Duke	5		5-1
N. 11	hW	Tulane	13		6-1
N. 18	aW	LSU	9		7-1
N. 25	hL	Notre Dame	10	18	7-2
D. 2	hW	Georgia			8-2
J. 1	nL	Tulsa (Orange Bowl)	13		8-3

* Ranking in first poll released Oct. 9



1945 • 4-6, 2-2 SEC

Captain: Paul Duke

Date	Result	Opponent	GT	Opp	Record
S. 29	aW	North Carolina			1-0
O. 6	hL	Notre Dame	*3		1-1
O. 13	hW	Howard (Ala.)			2-1
O. 20	nL	Navy (@Baltimore, Md.)	2		2-2
O. 27	hW	Auburn			3-2
N. 3	hL	Duke	18		3-3
N. 10	aW	Tulane			4-3
N. 17	hL	LSU			4-4
N. 24	hL	Clemson			4-5
D. 1	hL	Georgia			4-6

* Ranking in first poll released Oct. 8

1946 • 9-2, 4-2 SEC

Captain: R.T. Davis

Date	Result	Opponent	GT	Opp	Record
S. 28	aL	Tennessee	*8		0-1
O. 5	hW	VMI			1-1
O. 12	hW	Mississippi			2-1
O. 19	aW	LSU	12		3-1
O. 26	hW	Auburn	15		4-1
N. 2	aW	Duke	16	19	5-1
N. 9	hW	Navy	8		6-1
N. 16	hW	Tulane	7		7-1
N. 23	hW	Furman	6		8-1
N. 30	aL	Georgia	7	3	8-2
J. 1	nW	St. Mary's (Oil Bowl)	11		9-2

* Ranking in first poll released Oct. 7

YEAR-BY-YEAR SCORES

1947 • 10-1, 4-1 SEC

Captains: *Bill Healy, Rollo Phillips*

Date	Result	Opponent	GT	Opp	Record
S. 27	hW 27-0	Tennessee	*4		1-0
O. 4	aW 20-6	Tulane	*4		2-0
O. 11	hW 20-0	VMI	4		3-0
O. 18	hW 27-7	Auburn	5		4-0
O. 25	hW 38-0	The Citadel	7		5-0
N. 1	hW 7-0	Duke	6	9	6-0
N. 8	nW 16-14	Navy (@Baltimore, Md.)	6		7-0
N. 15	aL 7-14	Alabama (@Birmingham)	6	14	7-1
N. 22	hW 51-0	Furman	10		8-1
N. 29	hW 7-0	Georgia	9		9-1
J. 1	nW 20-14	Kansas (Orange Bowl)	10	12	10-1

* Ranking in first poll released Oct. 6

1948 • 7-3, 4-3 SEC

Captains: *George Brodnax, Jim Castleberry*

Date	Result	Opponent	GT	Opp	Record
S. 25	aW 13-0	Vanderbilt	*6		1-0
O. 2	hW 13-7	(t)Tulane	*6		2-0
O. 9	hW 27-0	Washington & Lee	*6		3-0
O. 16	hW 27-0	Auburn	7		4-0
O. 23	hW 42-7	Florida	6		5-0
O. 30	aW 19-7	Duke	6		6-0
N. 6	hL 6-13	(t)Tennessee	6		6-1
N. 13	hL 12-14	(t)Alabama	11		6-2
N. 20	hW 54-0	The Citadel	20		7-2
N. 27	aL 13-21	Georgia		12	7-3

* Ranking in first poll released Oct. 4 t-Televised in Atlanta only on WSB-TV

1949 • 7-3, 5-2 SEC

Captain: *Tom Coleman*

Date	Result	Opponent	GT	Opp	Rec	Att
S. 24	hW 12-7	(t)Vanderbilt			1-0	39,000
O. 1	aL 0-18	Tulane	*4		1-1	55,000
O. 8	hW 36-0	(t)Washington & Lee			2-1	25,000
O. 15	hW 35-21	(t)Auburn			3-1	33,000
O. 22	aW 43-14	Florida			4-1	27,000
O. 29	hL 14-27	(t)Duke (H)			4-2	38,000
N. 5	hW 30-13	Tennessee	14		5-2	NA
N. 12	aL 7-20	Alabama (@Birmingham)			5-3	43,000
N. 19	hW 13-3	(t)South Carolina			6-3	20,000
N. 26	hW 7-6	(t)Georgia			7-3	40,000

* Ranking in first poll released Oct. 3 t-Televised in Atlanta only on WSB-TV

1950 • 5-6, 4-2 SEC

Captain: *Bob Bossons*

Date	Result	Opponent	GT	Opp	Rec	Att
S. 23	aL 13-33	SMU	10*		0-1	NA
S. 30	hL 0-7	South Carolina			0-2	25,000
O. 7	hW 16-13	Florida			1-2	25,000
O. 14	aW 13-0	LSU			2-2	42,000
O. 21	hW 20-0	Auburn			3-2	30,000
O. 28	hL 14-28	Kentucky (H)	4		3-3	35,000
N. 4	aL 21-30	Duke			3-4	30,000
N. 11	hL 13-14	VMI			3-5	22,000
N. 18	hL 19-54	Alabama			3-6	38,000
N. 25	hW 46-14	Davidson			4-6	20,000
D. 2	aW 7-0	Georgia			5-6	50,000

* Preseason poll

1951 • 11-0-1, 7-0 SEC

SEC Champions

Captain: *Lamar Wheat*

Date	Result	Opponent	GT	Opp	Rec	Att
S. 22	hW 21-7	SMU			1-0	33,000
S. 29	aW 27-0	Florida			2-0	39,000
O. 6	aW 13-7	Kentucky	11	17	3-0	35,000
O. 13	hW 25-7	LSU	8		4-0	30,000
O. 20	hW 27-7	Auburn	5		5-0	31,000
O. 27	aW 8-7	Vanderbilt	3		6-0	26,000
N. 3	hT 14-14	Duke (H)	5		6-0-1	36,000
N. 10	hW 34-7	VMI	8		7-0-1	21,000
N. 17	aW 27-7	Alabama (@Birmingham)	7		8-0-1	35,000
N. 24	hW 34-7	Davidson	7		9-0-1	18,000
D. 1	hW 48-6	Georgia	6		10-0-1	40,000
J. 1	nW 17-14	Baylor (Orange Bowl)	5	9	11-0-1	65,837

1952 • 12-0, 6-0 SEC

Co-National Champions (INS) • SEC Champions

Captains: *George Morris, Hal Miller*

Date	Result	Opponent	GT	Opp	Rec	Att
S. 20	hW 54-6	The Citadel	*3		1-0	22,000
S. 27	hW 17-14	Florida	*3		2-0	30,939
O. 4	aW 20-7	SMU	6		3-0	41,000
O. 11	hW 14-0	Tulane	5		4-0	27,913
O. 18	hW 33-0	Auburn	4		5-0	34,689
O. 25	hW 30-0	Vanderbilt (H)	5		6-0	35,373
N. 1	aW 28-7	Duke	4	6	7-0	40,000
N. 8	hW 45-6	Army	3		8-0	40,000
N. 15	hW 7-3	(t)Alabama	2	12	9-0	38,063
N. 22	hW 30-0	Florida State	2		10-0	25,000
N. 29	aW 23-9	Georgia	3		11-0	50,000
J. 1	nW 24-7	(t)Mississippi (Sugar Bowl)	2	7	12-0	80,187

* Preseason poll


1953 • 9-2-1, 4-1-1 SEC

Captains: *Sam Hensley, Ed Gossage, Orville Vereen*

Date	Result	Opponent	GT	Opp	Rec	Att
S. 19	hW 53-0	Davidson	*3		1-0	22,000
S. 26	aT 0-0	Florida	*3	15	1-0-1	41,000
O. 3	hW 6-4	SMU	9		2-0-1	37,000
O. 10	aW 27-13	Tulane	10		3-0-1	30,000
O. 17	hW 36-6	Auburn	6	19	4-0-1	39,500
O. 24	aL 14-27	Notre Dame	4	1	4-1-1	58,254
O. 31	aW 43-0	Vanderbilt	8		5-1-1	24,000
N. 7	hW 20-7	Clemson (H)	6		6-1-1	35,000
N. 14	aL 6-13	Alabama (@Birmingham)	5		6-2-1	42,500
N. 21	hW 13-10	Duke	12	15	7-2-1	40,000
N. 28	hW 28-12	Georgia	10		8-2-1	41,000
J. 1	nW 42-19	(t)West Virginia (Sugar Bowl)	8	10	9-2-1	70,500

* Preseason poll

IN DODD WE TRUST: The most beloved figure in Georgia Tech's storied football history is legendary head coach Bobby Dodd, who guided the Rambling Wreck from 1945-66. His legacy includes the 1952 National Championship as well as nine bowl victories and 21 first-team All-America players.



YEAR-BY-YEAR SCORES

1954 • 8-3, 6-2 SEC

Captain: Larry Morris

Date	Result	Opponent	GT	Opp	Rec	Att
S. 18	hW 28-0	Tulane	*7	1-0		28,000
S. 25	hL 12-13	Florida	5	1-1		30,000
O. 2	aW 10-7	SMU		2-1		34,000
O. 9	hW 30-20	LSU		3-1		28,000
O. 16	hW 14-7	Auburn	19	4-1		40,000
O. 23	hL 6-13	Kentucky (H)	15	4-2		34,000
O. 30	aL 20-21	Duke		16	4-3	33,000
N. 6	hW 28-7	Tennessee		5-3		40,000
N. 13	hW 20-0	(t)Alabama		6-3		40,000
N. 27	aW 7-3	Georgia		7-3		50,000
J. 1	nW 14-6	(t6)Arkansas (Cotton Bowl)	10	8-3		75,500

* Preseason poll

1955 • 9-1-1, 4-1-1 SEC

Captain: Jimmy Morris

Date	Result	Opponent	GT	Opp	Rec	Att
S. 17	hW 14-6	(t6)Miami (Fla.)	*10	1-0		39,500
S. 24	aW 14-7	Florida	2	19	2-0	40,000
O. 1	hW 20-7	SMU	3	3-0		34,000
O. 8	aW 7-0	LSU	4	4-0		60,000
O. 15	hL 12-14	Auburn	5	17	4-1	40,000
O. 22	hW 34-0	Florida State	13	5-1		30,000
O. 29	hW 27-0	Duke (H)	12	17	6-1	40,000
N. 5	aT 7-7	Tennessee	8	6-1-1		50,000
N. 12	aW 26-2	Alabama (@Birmingham)	11	7-1-1		38,000
N. 26	hW 21-3	Georgia	9	8-1-1		40,000
J. 2	nW 7-0	(t1)Pittsburgh (Sugar Bowl)	7	11	9-1-1	80,174

* Preseason poll

1956 • 10-1, 7-1 SEC

Captains: Wade Mitchell, George Volkert

Date	Result	Opponent	GT	Opp	Rec	Att
S. 22	aW 14-6	(t6)Kentucky	*4	1-0		30,000
S. 29	aW 9-7	SMU	2	5	2-0	46,000
O. 13	hW 39-7	LSU	3	3-0		39,500
O. 20	hW 28-7	Auburn	3	4-0		40,000
O. 27	hW 40-0	Tulane (H)	3	15	5-0	40,000
N. 3	aW 7-0	Duke	2	6-0		38,000
N. 10	hL 0-6	Tennessee	2	3	6-1	40,000
N. 17	hW 27-0	Alabama	4	7-1		38,500
N. 24	aW 28-0	Florida	5	13	8-1	37,000
D. 1	aW 35-0	Georgia	4	9-1		50,000
D. 29	nW 21-14	(t5)Pittsburgh (Gator Bowl)	4	13	10-1	37,683

* Preseason poll

1957 • 4-4-2, 3-4-1 SEC

Captain: Don Stephenson

Date	Result	Opponent	GT	Opp	Rec	Att
S. 21	hW 13-0	Kentucky	*11	20	1-0	40,000
S. 28	hT 0-0	SMU	3	15	1-0-1	39,000
O. 12	aL 13-20	LSU	17	1-1-1		62,500
O. 19	hL 0-3	Auburn		9	1-2-1	40,000
O. 26	aW 20-13	Tulane		2-2-1		25,000
N. 2	hW 13-0	Duke (H)		7	3-2-1	40,000
N. 9	aL 6-21	Tennessee	18	9	3-3-1	45,500
N. 16	aW 10-7	Alabama (@Birmingham)		4-3-1		30,000
N. 23	hT 0-0	Florida		4-3-2		40,000
N. 30	hL 0-7	Georgia		4-4-2		40,000

* Preseason poll

1958 • 5-4-1, 2-3-1 SEC

Captain: Foster Watkins

Date	Result	Opponent	GT	Opp	Rec	Att
S. 20	aL 0-13	Kentucky		0-1		30,000
S. 26	hW 17-3	Florida State		1-1		40,391
O. 4	hW 14-0	Tulane		2-1		38,000
O. 11	hW 21-7	Tennessee		3-1		44,726
O. 18	hT 7-7	Auburn	2	3-1-1		44,726
O. 25	aL 0-20	SMU	17	3-2-1		27,000
N. 1	aW 10-8	Duke		4-2-1		30,000
N. 8	hW 13-0	Clemson	17	5-2-1		44,726
N. 15	hL 8-17	Alabama (H)	20	5-3-1		44,726
N. 29	aL 3-16	Georgia		5-4-1		50,000

1959 • 6-5, 3-3 SEC

Captain: Maxie Baughan

Date	Result	Opponent	GT	Opp	Rec	Att
S. 19	aW 14-12	Kentucky		1-0		35,000
S. 26	hW 16-12	SMU	16	6	2-0	43,000
O. 3	hW 16-6	Clemson	7	6	3-0	44,174
O. 10	aW 14-7	Tennessee	3	8	4-0	45,021
O. 17	hL 6-7	Auburn	4	11	4-1	44,174
O. 24	aW 21-13	Tulane		9	5-1	30,000
O. 31	hL 7-10	Duke (H)		9	5-2	44,174
N. 7	aW 14-10	Notre Dame	19	6-2		58,575
N. 14	aL 7-9	Alabama (@Birmingham)	15	6-3		43,500
N. 28	hL 14-21	Georgia		6	6-4	44,174
J. 2	nL 7-14	(t5)Arkansas (Gator Bowl)		9	6-5	45,104

1960 • 5-5, 4-4 SEC

Captain: Gerald Burch

Date	Result	Opponent	GT	Opp	Rec	Att
S. 17	hW 23-13	Kentucky		1-0		40,594
S. 24	aW 16-13	Rice	13	2-0		35,000
O. 1	aL 17-18	Florida	10	2-1		39,000
O. 8	hW 6-2	LSU		3-1		44,176
O. 15	nL 7-9	Auburn (@Birmingham)	19	3-2		44,000
O. 22	hW 14-6	Tulane (H)		4-2		43,608
O. 29	aL 0-6	Duke		15	4-3	40,000
N. 5	hW 14-7	Tennessee		8	5-3	45,072
N. 12	hL 15-16	Alabama		5-4		44,006
N. 26	aL 6-7	Georgia		5-5		55,000

NOTE: From 1961-1967, the AP poll ranked only 10 teams

1961 • 7-4, 4-3 SEC

Captains: Chick Graning, Willie McGaughey, Billy Williamson

Date	Result	Opponent	GT	Opp	Rec	Att
S. 22	aW 27-7	Southern Cal	9	1-0		39,590
S. 30	hW 24-0	Rice		2-0		43,501
O. 7	aL 0-10	LSU	3	2-1		66,000
O. 14	hW 21-0	Duke		3-1		44,015
O. 21	hW 7-6	Auburn	8	4-1		45,376
O. 28	aW 35-0	Tulane	9	5-1		18,000
N. 4	hW 20-0	Florida (H)	7	6-1		44,940
N. 11	aL 6-10	Tennessee	9	6-2		46,000
N. 18	aL 0-10	Alabama (@Birmingham)	2	6-3		53,000
D. 2	hW 22-7	Georgia		7-3		47,098
D. 30	nL 15-30	(t5)Penn State (Gator Bowl)	13	17	7-4	50,202

YEAR-BY-YEAR SCORES



KIM KING was named *National Back of the Week* by *Sports Illustrated* after Georgia Tech's win over eighth-ranked Tennessee in 1966.

1962 • 7-3-1, 5-2 SEC

Captain: Tom Winingder

Date	Result	Opponent	GT	Opp	Rec	Att
S. 22	hW	26-9	Clemson		1-0	51,140
S. 29	aW	17-0	Florida	8	2-0	44,500
O. 6	hL	7-10	(t6)LSU	5	2-1	49,744
O. 13	hW	17-0	Tennessee	11	3-1	52,223
O. 20	aL	14-17	Auburn (@Birmingham)		3-2	56,319
O. 27	hW	42-12	Tulane (H)		4-2	46,370
N. 3	aW	20-9	Duke		5-2	44,000
N. 10	hT	14-14	Florida State		5-2-1	43,802
N. 17	hW	7-6	Alabama	1	6-2-1	52,971
D. 1	aW	37-6	Georgia		7-2-1	55,000
D. 22	nL	10-14	(t5)Missouri (Bluebonnet Bowl)		7-3-1	55,000

1963 • 7-3, 4-3 SEC

Captain: Billy Lothridge

Date	Result	Opponent	GT	Opp	Rec	Att
S. 14	hW	9-0	(t1)Florida		1-0	43,000
S. 28	hW	27-0	Clemson	9	2-0	33,916
O. 5	aL	6-7	LSU	7	2-1	68,000
O. 12	aW	23-7	Tennessee		3-1	51,527
O. 19	hL	21-29	Auburn	8	3-2	53,091
O. 26	aW	17-3	Tulane		4-2	15,000
N. 2	hW	30-6	Duke (H)		5-2	52,266
N. 9	hW	15-7	Florida State		6-2	49,804
N. 16	aL	11-27	Alabama (@Birmingham)	7	6-3	54,000
N. 30	hW	14-3	Georgia		7-3	53,052

1964 • 7-3

Captains: Bill Curry, Johnny Gresham

Date	Result	Opponent	GT	Opp	Rec	Att
S. 19	hW	14-2	Vanderbilt		1-0	44,288
S. 26	hW	20-0	Miami (Fla.)		2-0	44,115
O. 3	hW	14-7	Clemson		3-0	46,571
O. 9	nW	17-0	Navy (@Jacksonville, Fla.)		4-0	40,000
O. 17	nW	7-3	Auburn (@Birmingham)		5-0	57,000
O. 24	hW	7-6	Tulane (H)		6-0	45,129
O. 31	aW	21-8	Duke	8	7-0	45,000
N. 7	hL	14-22	Tennessee	7	7-1	50,763
N. 14	hL	7-24	Alabama	10	2	53,505
N. 28	aL	0-7	Georgia		7-3	52,000

1965 • 7-3-1


Captains: John Battle, Tommy Bleick

Date	Result	Opponent	GT	Opp	Rec	Att
S. 18	aT	10-10	Vanderbilt		0-0-1	22,275
S. 25	hL	10-14	Texas A&M		0-1-1	45,843
O. 2	hW	38-6	Clemson		1-1-1	46,736
O. 9	aW	13-10	Tulane		2-1-1	35,000
O. 16	hW	23-14	Auburn		3-1-1	50,164
O. 23	hW	37-16	Navy		4-1-1	49,793
O. 30	hW	35-23	Duke (H)		5-1-1	46,981
N. 6	aL	7-21	Tennessee		5-2-1	52,174
N. 13	hW	42-19	Virginia		6-2-1	40,094
N. 27	hL	7-17	Georgia		6-3-1	52,013
J. 1	nW	31-21	(t1)Texas Tech (Gator Bowl)	10	7-3-1	60,127

1966 • 9-2

Captains: Jim Breland, Bill Moorer, Billy Schroer, Sammy Burke

Date	Result	Opponent	GT	Opp	Rec	Att
S. 17	hW	38-3	Texas A&M		1-0	36,215
S. 24	hW	42-0	Vanderbilt		2-0	42,260
O. 1	hW	13-12	Clemson	9	3-0	44,735
O. 8	hW	6-3	(t1)Tennessee	9	8	42,180
O. 15	aW	17-3	Auburn (@Birmingham)	7	5-0	54,000
O. 22	hW	35-17	Tulane	6	6-0	44,355
O. 29	aW	48-7	Duke	6	7-0	42,000
N. 5	hW	14-13	Virginia	5	8-0	42,126
N. 12	hW	21-0	Penn State (H)	5	9-0	50,172
N. 26	aL	14-23	Georgia	5	7	48,782
J. 2	nL	12-27	(t6)Florida (Orange Bowl)	8	9-2	72,426



BUD
CARSON

North Carolina 1952
Record: 27-27 (.500)
1967-1971 • 5 yrs.

1967 • 4-6

Captains: Kim King, David Barber, Randall Edmunds

Date	Result	Opponent	GT	Opp	Rec	Att
S. 23	aW	17-10	Vanderbilt		1-0	24,000
S. 30	hW	24-7	Texas Christian		2-0	55,299
O. 7	hW	10-0	Clemson		3-0	59,588
O. 14	aL	13-24	(t1)Tennessee		3-1	55,119
O. 21	hL	10-28	Auburn		3-2	59,603
O. 28	aL	12-23	Tulane		3-3	29,643
N. 4	hW	19-7	Duke (H)		4-3	50,103
N. 10	aL	7-49	Miami (Fla.)		4-4	48,267
N. 18	hL	3-36	Notre Dame	9	4-5	60,024
N. 25	hL	14-21	(t1)Georgia		4-6	53,699

YEAR-BY-YEAR SCORES

1968 • 4-6

Captains: Bill Kinard, Joel Stevenson

Date	Result	Opponent	GT	Opp	Rec	Att
S. 21	hW	17- 7	Texas Christian		1-0	43,273
S. 28	hL	7-10	Miami (Fla.)	15	1-1	44,774
O. 5	hW	24-21	Clemson		2-1	56,116
O. 12	hL	7-24	Tennessee	10	2-2	60,011
O. 19	aW	21-20	Auburn (@Birmingham)		3-2	50,000
O. 26	hW	23-19	Tulane (H)		4-2	47,481
N. 2	aL	30-46	Duke		4-3	25,000
N. 9	hL	15-35	Navy		4-4	31,624
N. 16	aL	6-34	Notre Dame	9	4-5	50,075
N. 30	aL	8-47	Georgia	4	4-6	59,537

1969 • 4-6

Captains: Gene Spiotta, Renso Perdoni

Date	Result	Opponent	GT	Opp	Rec	Att
S. 20	hW	24-21	SMU		1-0	46,624
S. 27	hW	17-10	Baylor		2-0	37,776
O. 4	hL	10-21	Clemson		2-1	50,224
O. 11	aL	8-26	Tennessee	10	2-2	63,171
O. 18	hL	14-17	Auburn	15	2-3	59,464
O. 25	aL	18-29	Southern Cal	7	2-4	53,341
N. 1	hW	20- 7	Duke (H)		3-4	41,113
N. 8	aL	7-14	Tulane		3-5	19,450
N. 15	hL	20-38	(t1)Notre Dame	9	3-6	41,104
N. 29	hW	6- 0	Georgia		4-6	60,106

1970 • 9-3


Captains: Jack Williams, Renso Perdoni

Date	Result	Opponent	GT	Opp	Rec	Att
S. 12	hW	23-20	South Carolina	17	1-0	51,206
S. 19	hW	23-13	Florida State		2-0	50,324
S. 26	hW	31-21	Miami	19	3-0	44,246
O. 3	hW	28- 7	Clemson	15	4-0	50,113
O. 10	hL	6-17	Tennessee	13	4-1	59,624
O. 17	aL	7-31	Auburn	16	4-2	62,391
O. 24	hW	20- 6	Tulane		5-2	32,129
O. 31	aW	24-16	Duke		6-2	32,650
N. 7	hW	30- 8	Navy (H)		7-2	50,105
N. 14	aL	7-10	Notre Dame	1	7-3	59,075
N. 28	aW	17- 7	Georgia	16	8-3	59,803
D. 19	nW	17- 9	(t5)Texas Tech (Sun Bowl)	13	9-3	30,512

1971 • 6-6

Captains: Brent Cunningham, Jeff Ford

Date	Result	Opponent	GT	Opp	Rec	Att
S. 11	aL	7-24	South Carolina	17	0-1	54,842
S. 18	hW	10- 0	Michigan State	18	1-1	50,646
S. 25	hL	13-16	Army		1-2	40,123
O. 2	hW	24-14	Clemson		2-2	50,239
O. 9	aL	6-10	Tennessee	13	2-3	63,671
O. 16	hL	14-31	Auburn	5	2-4	60,204
O. 23	aW	24-16	Tulane		3-4	50,248
O. 30	hW	21- 0	Duke (H)		4-4	49,886
N. 6	hW	34-21	Navy		5-4	44,821
N. 13	hW	12- 6	Florida State		6-4	44,261
N. 25	hL	24-28	(t1)Georgia (Thanksgiving)	7	6-5	60,124
D. 30	nL	18-41	(t9)Mississippi (Peach Bowl)	17	6-6	36,771



BILL FULCHER

Georgia Tech 1957
Record: 12-10-1 (.543)
1972-1973 • 2 yrs.

1972 • 7-4-1


Captains: Brad Bourne, Rick Lantz

Date	Result	Opponent	GT	Opp	Rec	Att
S. 9	hL	3-34	(t1)Tennessee	15	0-1	52,112
S. 16	hW	34- 6	South Carolina		1-1	48,224
S. 23	aW	21-16	Michigan State	18	2-1	44,141
S. 30	hT	36-36	Rice		2-1-1	41,179
O. 7	hW	31- 9	Clemson		3-1-1	50,239
O. 21	aL	14-24	Auburn	14	3-2-1	60,261
O. 28	hW	21- 7	Tulane (H)		4-2-1	48,096
N. 4	aL	14-20	Duke		4-3-1	37,300
N. 11	hW	42-10	Boston College		5-3-1	36,114
N. 18	hW	30- 7	Navy		6-3-1	39,233
D. 2	aL	7-27	Georgia		6-4-1	60,241
D. 18	nW	31-30	(t1)Iowa State (Liberty Bowl)		7-4-1	50,021

1973 • 5-6

Captains: Jim Owings, Steve Putnal

Date	Result	Opponent	GT	Opp	Rec	Att
S. 15	aL	28-41	South Carolina		0-1	51,584
S. 22	hL	6-23	Southern California	1	0-2	58,228
S. 29	hW	29-21	Clemson		1-2	48,062
O. 6	hW	14-10	Army		2-2	50,111
O. 13	aL	14-20	Tennessee	8	2-3	70,616
O. 20	hL	10-24	Auburn		2-4	59,123
O. 27	aL	14-23	Tulane		2-5	66,826
N. 3	hW	12-10	Duke (H)		3-5	47,129
N. 10	hW	36- 7	VMI		4-5	38,112
N. 17	nW	26-22	Navy (@Jacksonville)		5-5	26,235
D. 1	hL	3-10	Georgia		5-6	60,316



PEPPER RODGERS

Georgia Tech 1955
Record: 34-31-2 (.522)
1974-1979 • 6 yrs.

YEAR-BY-YEAR SCORES

1974 • 6-5

Captains: Billy Shields, Joe Harris, Randy Rhino

Date	Result	Opponent	GT	Opp	Rec	Att
S. 9	hL 7-31	(t1)Notre Dame (Monday)	2	0-1		44,228
S. 14	hW 35-20	South Carolina		1-1		47,171
S. 21	hL 17-27	Pittsburgh	15	1-2		37,361
S. 28	aL 17-21	Clemson		1-3		42,000
O. 5	hW 28-24	Virginia		2-3		26,371
O. 12	hW 29-28	North Carolina (H)		3-3		38,413
O. 19	aL 22-31	Auburn	5	3-4		62,907
O. 26	hW 27-7	(t1)Tulane	18	4-4		48,623
N. 2	aL 0-9	Duke		4-5		34,500
N. 16	hW 22-0	Navy		5-5		41,132
N. 30	aW 34-14	Georgia		6-5		47,500

1975 • 7-4

Captains: Mark Hunter, Rick Gibney, Steve Crawford

Date	Result	Opponent	GT	Opp	Rec	Att
S. 13	aL 17-23	South Carolina		0-1		51,428
S. 20	hW 38-23	Miami (Fla.)		1-1		32,334
S. 27	hW 33-28	Clemson		2-1		46,212
O. 4	hW 30-0	Florida State		3-1		35,261
O. 11	hW 38-10	VMI		4-1		40,194
O. 18	hL 27-31	Auburn		4-2		58,316
O. 25	aW 23-0	Tulane		5-2		63,333
N. 1	hW 21-6	Duke (H)		6-2		44,116
N. 8	aL 3-24	Notre Dame	12	6-3		59,075
N. 15	hW 14-13	Navy		7-3		36,231
N. 27	hL 26-42	(t1)Georgia (Thanksgiving)	15	7-4		55,135

1976 • 4-6-1

Captains: Lucius Sanford, Leo Tierney, Tony Daykin

Date	Result	Opponent	GT	Opp	Rec	Att
S. 11	hL 17-27	(t1)South Carolina		0-1		38,923
S. 18	hL 14-42	Pittsburgh	3	0-2		43,424
S. 25	hT 24-24	Clemson		0-2-1		43,937
O. 2	hW 35-14	Virginia		1-2-1		38,119
O. 9	hL 7-42	Tennessee		1-3-1		55,631
O. 16	aW 28-10	Auburn		2-3-1		63,876
O. 23	hW 28-16	Tulane		3-3-1		31,214
O. 30	aL 7-31	Duke		3-4-1		30,300
N. 6	hW 23-14	Notre Dame (H)	11	4-4-1		50,079
N. 13	aL 28-34	Navy		4-5-1		20,010
N. 27	aL 10-13	Georgia	4	4-6-1		60,500

1977 • 6-5

Captains: Lucius Sanford, Randy Pass, Freeman Colbert, Lawton Hydrick

Date	Result	Opponent	GT	Opp	Rec	Att
S. 10	aL 0-17	South Carolina		0-1		55,934
S. 17	hW 10-6	Miami (Fla.)		1-1		31,916
S. 24	aL 14-31	Clemson		1-2		50,116
O. 1	hW 30-3	Air Force		2-2		30,067
O. 8	aW 24-8	Tennessee		3-2		82,631
O. 15	hW 38-21	Auburn		4-2		54,961
O. 22	aW 38-14	Tulane		5-2		28,345
O. 29	hL 24-25	Duke (H)		5-3		47,131
N. 5	aL 14-69	Notre Dame	5	5-4		59,075
N. 12	aL 16-20	Navy		5-5		18,590
N. 26	hW 16-7	Georgia		6-5		60,104

1978 • 7-5


Captains: Eddie Lee Ivery, Donald Patterson, Jeff Shank, Mike Taylor

Date	Result	Opponent	GT	Opp	Rec	Att
S. 9	aL 10-28	Duke		0-1		27,865
S. 16	hL 22-34	California		0-2		26,577
S. 23	hW 27-17	Tulane		1-2		25,805
S. 30	hW 28-0	The Citadel		2-2		21,802
O. 7	hW 6-3	South Carolina		3-2		36,128
O. 14	hW 24-19	Miami (Fla.)		4-2		29,695
O. 21	aW 24-10	(t1)Auburn		5-2		59,111
O. 28	hW 17-13	(t1)Florida (H)		6-2		44,866
N. 11	aW 42-21	Air Force		7-2		19,564
N. 18	hL 21-38	Notre Dame	20	10	7-3	54,526
D. 2	aL 28-29	(t1)Georgia	11	7-4		59,700
D. 25	nL 21-41	(t5)Purdue (Peach Bowl)	7	7-5		20,277

1979 • 4-6-1

Captain: Tom Daniel

Date	Result	Opponent	GT	Opp	Rec	Att
S. 8	hL 6-30	(t1)Alabama	2	0-1		57,621
S. 22	aT 7-7	Florida		0-1-1		60,313
S. 29	hW 33-7	William & Mary		1-1-1		28,511
O. 6	aL 13-21	Notre Dame	10	1-2-1		59,075
O. 13	aL 0-31	Tennessee		1-3-1		85,524
O. 20	hL 14-38	Auburn	14	1-4-1		54,236
O. 27	aL 7-12	Tulane		1-5-1		51,963
N. 3	hW 24-14	Duke		2-5-1		23,445
N. 10	hW 21-0	Air Force (H)		3-5-1		30,113
N. 17	hW 24-14	Navy		4-5-1		24,318
D. 1	aL 3-16	(t1)Georgia		4-6-1		48,781



BILL CURRY
Georgia Tech 1965
Record: 31-43-4 (.423)
1980-1986 • 7 yrs.

1980 • 1-9-1

Captains: Ben Utt, Duane Wood, Ken Taylor, Darrell Thomas

Date	Result	Opponent	GT	Opp	Rec	Att
S. 6	aL 3-26	Alabama (@Birmingham)	2	0-1		78,410
S. 20	hL 12-45	Florida		0-2		35,165
S. 27	hW 17-8	Memphis State		1-2		28,062
O. 4	aL 0-33	North Carolina	10	1-3		49,750
O. 11	hL 10-23	Tennessee		1-4		50,127
O. 18	aL 14-17	Auburn		1-5		57,950
O. 25	hL 14-31	Tulane (H)		1-6		35,119
N. 1	aL 12-17	Duke		1-7		18,200
N. 8	hT 3-3	Notre Dame	1	1-7-1		41,226
N. 15	hL 8-19	Navy		1-8-1		17,631
N. 29	aL 20-38	Georgia	1	1-9-1		62,800

YEAR-BY-YEAR SCORES

1981 • 1-10

Captains: David Lutz, Lance Skelton, Mark Bradley, Ken Carney

Date	Result	Opponent	GT	Opp	Rec	Att
S. 12	aW 24-21	(t2)Alabama (@Birmingham)	4	1-0		78,865
S. 19	aL 6-27	Florida		1-1		63,876
S. 26	hL 15-28	Memphis State		1-2		32,463
O. 3	hL 7-28	North Carolina	6	1-3		39,263
O. 10	aL 7-10	Tennessee		1-4		94,478
O. 17	hL 7-31	Auburn		1-5		50,263
O. 24	aL 10-27	Tulane		1-6		37,431
O. 31	hL 24-38	Duke (H)		1-7		30,232
N. 7	aL 3-35	Notre Dame		1-8		59,075
N. 14	hL 14-20	Navy		1-9		20,129
N. 28	hL 7-44	(t1)Georgia	3	1-10		58,623

1982 • 6-5

Captains: David Lutz, Sammy Brown, Kevin Brownlee

Date	Result	Opponent	GT	Opp	Rec	Att
S. 11	hL 7-45	Alabama		0-1		57,126
S. 18	hW 36-7	The Citadel		1-1		24,463
S. 25	aW 24-20	Memphis State		2-1		15,061
O. 2	aL 0-41	North Carolina	12	2-2		49,500
O. 9	aW 19-13	Tulane		3-2		34,321
O. 16	aL 0-24	Auburn		3-3		57,000
O. 23	hW 31-21	(t1)Tennessee		4-3		43,182
O. 30	hL 21-38	Duke (H)		4-4		36,562
N. 6	hW 38-32	Virginia		5-4		22,103
N. 13	aW 45-7	Wake Forest		6-4		19,257
N. 27	aL 18-38	Georgia		6-5		82,122

1983 • 3-8, 3-2 ACC (3rd)

Captains: Rob Horton, Dean Waters, Ron Rice

Date	Result	Opponent	GT	Opp	Rec	Att
S. 10	aL 7-20	Alabama (@Birmingham)	14	0-1		77,143
S. 17	hL 14-17	Furman		0-2		24,311
S. 24	aL 14-41	(t2)Clemson		0-3		73,000
O. 1	hL 21-38	North Carolina	5	0-4		34,000
O. 8	aW 20-10	NC State		1-4		40,800
O. 15	hL 13-31	Auburn		1-5		55,112
O. 22	aL 3-37	Tennessee		1-6		94,768
O. 29	aL 26-32	Duke		1-7		17,650
N. 3	hW 31-27	(t8)Virginia (Thursday)		2-7		22,032
N. 12	hW 49-33	Wake Forest (H)		3-7		26,330
N. 26	hL 24-27	Georgia		3-8		59,113

1984 • 6-4-1, 2-2-1 ACC (5th)

Captains: David Bell, Donnie Chisholm, Robert Lavette

Date	Result	Opponent	GT	Opp	Rec	Att
S. 15	hW 16-6	(t8)Alabama	19	1-0		56,107
S. 22	hW 48-3	The Citadel		2-0		31,684
S. 29	hW 28-21	(t2)Clemson	18	13	3-0	57,704
O. 6	hL 22-27	(t4)NC State	12	3-1		32,627
O. 13	aT 20-20	Virginia	20	3-1-1		40,067
O. 20	aL 34-48	Auburn	13	3-2-1		75,216
O. 27	hL 21-24	Tennessee		3-3-1		45,167
N. 3	hW 31-3	Duke (H)		4-3-1		36,393
N. 10	aL 17-24	North Carolina		4-4-1		47,000
N. 17	aW 24-7	Wake Forest		5-4-1		22,700
D. 1	aW 35-18	(t4)Georgia	18	6-4-1		82,122

1985 • 9-2-1, 5-1 ACC (2nd)

Captains: John Ivemeyer, Ted Roof, Mike Snow


Date	Result	Opponent	GT	Opp	Rec	Att
S. 14	aW 28-18	(t4)NC State		1-0		32,100
S. 21	hL 13-24	Virginia		1-1		38,291
S. 28	aW 14-3	Clemson		2-1		78,000
O. 5	hW 31-0	(t4)North Carolina		3-1		35,625
O. 12	hW 24-17	Western Carolina (H)		4-1		36,111
O. 19	hL 14-17	(t5)Auburn	8	4-2		57,501
O. 26	aT 6-6	(t2)Tennessee	16	4-2-1		94,575
N. 2	aW 9-0	Duke		5-2-1		14,400
N. 9	hW 35-7	UT-Chattanooga		6-2-1		25,763
N. 16	hW 41-10	(t4)Wake Forest		7-2-1		28,575
N. 30	hW 20-16	(t8)Georgia	20	8-2-1		59,602
D. 31	nW 17-14	(t8)Michigan State (All-American Bowl)	9-2-1	45,000		

1986 • 5-5-1, 3-3 ACC (4th)

Captains: Cory Collier, Kyle Ambrose, Bart Jones

Date	Result	Opponent	GT	Opp	Rec	Att
S. 13	hT 17-17	Furman		0-0-1		33,352
S. 20	aW 28-14	Virginia		1-0-1		34,800
S. 27	hL 3-27	(t4)Clemson		1-1-1		46,062
O. 4	aL 20-21	North Carolina		1-2-1		50,000
O. 11	hW 59-21	(t4)NC State		2-2-1		24,110
O. 18	aL 10-31	Auburn	7	2-3-1		72,500
O. 25	hW 14-13	(t8)Tennessee		3-3-1		28,432
N. 1	hW 34-6	Duke (H)		4-3-1		37,102
N. 8	hW 52-6	VMI		5-3-1		23,542
N. 22	aL 21-24	(t4)Wake Forest		5-4-1		17,300
N. 29	aL 24-31	(t8)Georgia	18	5-5-1		82,122

200



BOBBY ROSS

VMI 1959
Record: 31-26-1 (.543)
1987-1991 • 5 yrs.

1987 • 2-9, 0-6 ACC (8th)

Captains: Ivery Lee, Malcolm King

Date	Result	Opponent	GT	Opp	Rec	Att
S. 12	hW 51-12	The Citadel		1-0		31,211
S. 19	hL 23-30	North Carolina		1-1		33,151
S. 26	aL 12-33	(t4)Clemson	9	1-2		80,000
O. 3	aL 0-17	(t4)NC State		1-3		36,300
O. 10	hW 38-0	Indiana State		2-3		30,039
O. 17	hL 10-20	Auburn		5	2-4	45,559
O. 24	aL 15-29	Tennessee	13	2-5		93,011
O. 31	aL 14-48	Duke		2-6		30,800
N. 7	hL 14-23	(t4)Virginia (H)		2-7		38,111
N. 21	hL 6-33	Wake Forest		2-8		21,114
N. 28	hL 16-30	(t2)Georgia	14	2-9		45,103

YEAR-BY-YEAR SCORES

1988 • 3-8, 0-7 ACC (8th)

Captains: Eric Bearden, Cedric Stallworth

Date	Result	Opponent	GT	Opp	Rec	Att
S. 10	hW 24-10	UT-Chattanooga			1-0	22,720
S. 17	aL 16-17	(t4)Virginia			1-1	24,800
S. 24	hL 13-30	Clemson		12	1-2	45,106
O. 1	hL 6-14	(t4)NC State			1-3	36,892
O. 8	aL 8-13	(t4)Maryland			1-4	36,969
O. 15	hW 34-0	South Carolina		8	2-4	45,103
O. 22	aL 17-20	North Carolina			2-5	42,000
O. 29	hL 21-31	Duke (H)			2-6	40,393
N. 5	hW 34-7	VMI			3-6	26,923
N. 12	aL 24-28	Wake Forest			3-7	21,500
N. 26	aL 3-24	(t8)Georgia		20	3-8	82,011

1989 • 7-4, 4-3 ACC (T-4th)

Captains: Jerry Mays, Eric Thomas

Date	Result	Opponent	GT	Opp	Rec	Att
S. 9	aL 28-38	(t4)NC State		25	0-1	40,800
S. 16	hL 10-17	(t4)Virginia			0-2	38,062
S. 23	aL 10-21	South Carolina			0-3	70,018
O. 7	hW 28-24	Maryland			1-3	32,062
O. 14	aW 30-14	Clemson		14	2-3	82,500
O. 21	hW 17-14	North Carolina (H)			3-3	41,114
O. 28	aL 19-30	Duke			3-4	38,621
N. 4	hW 34-7	Western Carolina			4-4	28,821
N. 18	hW 43-14	(t4)Wake Forest			5-4	26,114
N. 25	hW 13-12	Boston College			6-4	28,221
D. 2	hW 33-22	Georgia			7-4	46,064

1990 • 11-0-1, 6-0-1 ACC (1st)

National Champions (UPI)

Atlantic Coast Conference Champions

Captains: Darryl Jenkins, Jeremiah McClary

Date	Result	Opponent	GT	Opp	Rec	Att	
S. 8	hW 21-13	(t4)NC State			1-0	40,021	
S. 22	hW 44-9	UT-Chattanooga			2-0	32,911	
S. 29	hW 27-6	(t2)South Carolina		25/NR	3-0	46,011	
O. 6	aW 31-3	(t4)Maryland		23/18	4-0	31,941	
O. 13	hW 21-19	(t4)Clemson		18/15	15/14	46,066	
O. 20	aT 13-13	North Carolina			5-0-1	48,000	
O. 27	hW 48-31	(t4)Duke (H)			6-0-1	44,061	
N. 3	aW 41-38	(t5)Virginia			1/1	49,700	
N. 10	hW 6-3	Virginia Tech			7/7	43,011	
N. 17	aW 42-7	Wake Forest		4/5	9-0-1	13,493	
D. 1	aW 40-23	(t8)Georgia		2/3	10-0-1	82,122	
J. 1	nW 45-21	(t1)Nebraska		2/2	19/13	11-0-1	73,328

(Florida Citrus Bowl)



NOTE: Beginning with 1990, rankings listed are AP / coaches. The coaches' poll was released by UPI in 1990, then USA Today from 1991-2004.

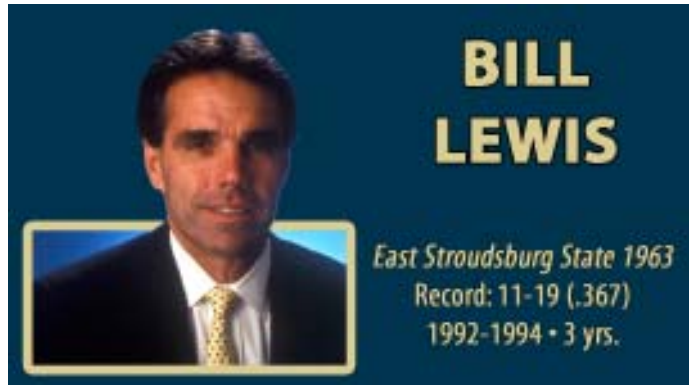
BOSS ROSS: Bobby Ross led Tech to the 1990 ACC title and National Championship.

1991 • 8-5, 5-2 ACC (T-2nd)

Captains: Mike Mooney, Willie Clay, Steve Pharr

Date	Result	Opponent	GT	Opp	Rec	Att		
A. 28	nL 22-34	(t9)Penn State (Wednesday) ¹		*8/6	7/8	0-1	77,409	
S. 14	aW 30-14	Boston College			17/18	1-1	26,108	
S. 19	hW 24-21	(t2)Virginia (Thursday)			17/19	2-1	42,192	
S. 28	aL 7-9	(t1)Clemson			19/18	7/5	83,500	
O. 5	aL 21-28	(t4)NC State			21/23	19/18	2-3	44,105
O. 12	hW 34-10	(t4)Maryland				3-3	42,011	
O. 19	aL 14-23	South Carolina				3-4	67,220	
O. 26	hW 35-14	(t4)North Carolina (H)				4-4	45,542	
N. 2	aW 17-6	Duke				5-4	38,732	
N. 9	hW 19-17	Furman				6-4	40,039	
N. 16	hW 27-3	(t4)Wake Forest				7-4	38,124	
N. 30	hL 15-18	(t4)Georgia			25/NR	7-5	46,053	
D. 25	nW 18-17	(t1)Stanford (Aloha Bowl)			17/17	8-5	34,433	

1-Kickoff Classic, East Rutherford, N.J. * Preseason poll



1992 • 5-6, 4-4 ACC (T-4th)

Captains: Shawn Jones, Coleman Rudolph, Kevin Battle, Steve Pharr

Date	Result	Opponent	GT	Opp	Rec	Att		
S. 12	hW 37-19	Western Carolina		24/24		1-0	41,911	
S. 19	aL 24-55	Virginia		22/20	20/19	1-1	42,100	
S. 26	hW 20-16	(t2)Clemson			16/14	2-1	46,033	
O. 3	hW 16-13	(t4)NC State			23/23	21/18	3-1	40,761
O. 10	aW 28-26	Maryland			17/17		4-1	26,250
O. 17	hL 29-24	(t2)Florida State			16/17	6/6	4-2	46,226
O. 24	aL 14-26	(t1)North Carolina			19/19		4-3	52,800
O. 31	hW 20-17	(t4)Duke (H)				5-3	44,129	
N. 7	aL 27-31	Baylor				5-4	38,213	
N. 14	hL 23-10	Wake Forest				5-5	40,066	
N. 28	aL 17-31	(t2)Georgia			9/10	5-6	85,434	

1993 • 5-6, 3-5 ACC (6th)

Captains: Tom Johnson, Dorsey Levens

Date	Result	Opponent	GT	Opp	Rec	Att	
S. 11	hW 37-3	Furman				1-0	43,200
S. 16	hL 14-35	(t2)Virginia (Thursday)			25/23	1-1	41,300
S. 25	aL 13-16	Clemson				1-2	75,000
O. 2	aL 0-51	(t1)Florida State			1/1	1-3	74,611
O. 9	hW 38-0	Maryland				2-3	36,218
O. 16	hL 3-41	(t1)North Carolina			14/13	2-4	39,216
O. 23	aL 23-28	(t4)NC State				2-5	40,123
O. 30	aW 47-14	(t4)Duke				3-5	30,470
N. 6	hW 37-27	Baylor (H)				4-5	42,175
N. 13	aW 38-28	(t4)Wake Forest				5-5	21,113
N. 25	hL 10-43	(t1)Georgia (Thanksgiving)				5-6	46,018

YEAR-BY-YEAR SCORES

1994 • 1-10, 0-8 ACC (9th)

Captains: Jason Bender, Jamal Cox

Date	Result	Opponent	GT	Opp	Rec	Att
S. 1	hL 14-19	(t2)Arizona (Thursday)		*7/8	0-1	45,112
S. 10	hW 45-26	Western Carolina			1-1	40,012
S. 24	hL 12-27	Duke			1-2	40,107
O. 1	aL 13-21	(t1)NC State		22/20	1-3	43,216
O. 8	aL 24-31	(t4)North Carolina		14/14	1-4	52,200
O. 15	hL 7-24	Virginia			1-5	38,365
O. 22	aL 27-42	Maryland			1-6	30,429
N. 5	hL 10-41	(t4)Florida State		8/6	1-7	45,206
N. 12	aL 10-20	(t4)Clemson			1-8	71,000
N. 19	hL 13-20	Wake Forest (H)			1-9	35,706
N. 25	aL 10-48	(t2)Georgia (Friday)			1-10	84,113

* NOTE: Arizona was the preseason No. 1 by Sports Illustrated.

1996 • 5-6, 4-4 ACC (5th)

Captains: Curtis McGee, Nathan Perryman

Date	Result	Opponent	GT	Opp	Rec	Att
S. 7	aW 28-16	(t1)NC State			1-0	41,500
S. 14	hW 30-10	Wake Forest			2-0	45,750
S. 21	aL 0-16	(t1)North Carolina		11/13	2-1	50,000
S. 26	hW 48-22	(t2)Duke (Thursday)			3-1	44,145
O. 5	hW 13-7	(t1)Virginia			12/11	44,900
O. 19	aL 25-28	(t1)Clemson		22/24	4-2	70,000
O. 26	hW 27-20	(t9)Central Florida (H)			5-2	43,610
N. 2	hL 3-49	(t2)Florida State		3/2	5-3	46,311
N. 14	aL 10-13	(t2)Maryland (Thursday)			5-4	22,510
N. 23	hL 26-36	Navy			5-5	44,415
N. 30	aL 10-19	(t5)Georgia			5-6	78,062

1997 • 7-5, 5-3 ACC (T-3rd)

Captains: Keith Brooking, Ken Celaj, Ron Rogers, Harvey Middleton

Date	Result	Opponent	GT	Opp	Rec	Att
S. 6	aL 13-17	(t6)Notre Dame		11/13	0-1	80,225
S. 20	aW 28-26	Wake Forest			1-1	22,832
S. 27	hW 23-20	(t2)Clemson		17/21	2-1	45,275
O. 4	aW 42-14	(t5)Boston College			3-1	38,462
O. 11	hW 27-17	(t1)NC State (H)		25/NR	4-1	44,915
O. 18	aL 0-38	(t1)Florida State		21/25	3/3	78,157
O. 30	hL 13-16	(t2)North Carolina (Thursday)			5/5	45,126
N. 8	aL 31-35	(t1)Virginia			4-4	41,000
N. 15	aW 41-38	Duke			5-4	22,638
N. 22	hW 37-18	(t1)Maryland			6-4	35,267
N. 29	hL 24-27	(t1)Georgia		14/14	6-5	46,015
D. 29	nW 35-30	(t8)West Virginia (Carquest Bowl)			7-5	28,262

1998 • 10-2, 7-1 ACC (T-1st)

Atlantic Coast Conference Co-Champions


Captains: Jerry Caldwell, Charlie Rogers, Kofi Smith

Date	Result	Opponent	GT	Opp	Rec	Att
S. 5	hL 31-41	(t1)Boston College			0-1	38,229
S. 12	hW 42-7	New Mexico State			1-1	36,382
S. 26	aW 43-21	(t2)North Carolina			2-1	59,500
O. 3	hW 41-13	(t4)Duke			3-1	35,724
O. 10	aW 47-24	(t1)NC State		23/23	4-1	48,600
O. 17	hW 41-38	(t1)Virginia (H)		25/25	7/6	46,018
O. 24	hL 7-34	(2)Florida State		20/19	6/6	46,362
O. 31	aW 31-14	(t4)Maryland (Ravens Stadium)		23/24	6-2	25,183
N. 12	aW 24-21	(t2)Clemson (Thursday)		22/23	7-2	62,000
N. 21	hW 63-35	Wake Forest		21/21	8-2	40,110
N. 28	aW 21-19	(t5)Georgia		17/18	12/12	86,117
J. 1	nW 35-28	(t6)Notre Dame (Toyota Gator Bowl)		12/12	17/18	70,791

1999 • 8-4, 5-3 ACC (T-2nd)

Captains: Joe Hamilton, Travares Tillman

Date	Result	Opponent	GT	Opp	Rec	Att	
S. 4	aW 49-14	(t7)Navy		10/11	1-0	30,311	
S. 11	aL 35-41	(t1)Florida State		10/10	1/1	80,187	
S. 18	hW 41-10	Central Florida		12/13	2-1	45,355	
S. 30	hW 49-31	(t2)Maryland (Thursday)		10/12	3-1	44,612	
O. 9	hW 31-24	(t1)North Carolina (OT) (H)		7/8	4-1	46,110	
O. 16	aW 38-31	(t4)Duke		8/9	5-1	16,648	
O. 30	hW 48-21	(t1)NC State		7/7	6-1	46,012	
N. 6	aL 38-45	(t1)Virginia		7/7	6-2	44,500	
N. 13	hW 45-42	(t4)Clemson		13/14	7-2	46,085	
N. 20	aL 23-26	Wake Forest		14/12	7-3	25,230	
N. 27	hW 51-48	(t1)Georgia (OT)		20/16	16/21	8-3	46,450
J. 1	nL 13-28	(t6)Miami (Toyota Gator Bowl)		17/15	23/23	8-4	43,416



NOTE: George O'Leary was named interim head coach on Nov. 7, 1994, with three games remaining in the season, which are included in his record. He was named permanently on Nov. 28, 1994.

1995 • 6-5, 5-3 ACC (4th)


Captains: Michael Cheever, Donnie Davis, Ryan Stewart

Date	Result	Opponent	GT	Opp	Rec	Att
S. 2	hW 51-7	(t4)Furman			1-0	38,511
S. 7	aL 19-20	(t9)Arizona (Thursday)		17/15	1-1	46,786
S. 16	aL 14-41	Virginia		NR	16/17	36,500
S. 28	hW 31-3	(t2)Maryland (Thursday)		16/17	2-2	44,137
O. 7	aW 37-21	Duke			3-2	20,110
O. 14	hW 27-25	(t4)North Carolina			4-2	40,201
O. 21	aL 10-42	(t1)Florida State		1/1	4-3	76,400
O. 28	hL 3-24	(t4)Clemson (H)			4-4	45,245
N. 4	aW 24-23	Wake Forest			5-4	23,114
N. 11	hW 27-19	NC State			6-4	33,121
N. 23	hL 17-18	(t1)Georgia (Thanksgiving)			6-5	46,205

TELEVISION DESIGNATIONS

T1- ABC; T2-ESPN; T3-ESPN2; T4-Raycom/Jefferson-Pilot ACC network; T5-CBS; T6-NBC; T7-Fox Sports Net; T8-TBS; T9-Other

GEORGE O'LEARY led Tech to five straight bowl games, beginning with a victory over West Virginia in the 1997 Carquest Bowl.



YEAR-BY-YEAR SCORES

2000 • 9-3, 6-2 ACC (T-2nd)

Captains: Chris Brown, Felipe Claybrooks, Brent Key, Jon Muyres

Date	Result	Opponent	GT	Opp	Rec	Att
A. 27	cancelled	Virginia Tech (BCA Bowl, Blacksburg, Va.)	11/10	cancelled/weather		
S. 2	hW 21-17	Central Florida		1-0	40,993	
S. 9	hL 21-26	(t1)Florida State	2/2	1-1	46,381	
S. 16	hW 40-13	(t9)Navy		2-1	46,032	
S. 21	aL 23-30	(t2)NC State (Thursday) (OT)		2-2	49,857	
S. 30	aW 42-28	(t1)North Carolina		3-2	52,000	
O. 14	hW 52-20	(t4)Wake Forest (H)		4-2	43,829	
O. 21	hW 45-10	(t4)Duke		5-2	36,908	
O. 28	aW 31-28	(t1)Clemson	25/nr	5/4	6-2	84,000
N. 9	hW 35-0	(t2)Virginia (Thursday)	24/nr	7-2	41,885	
N. 18	aW 35-22	(t4)Maryland	20/22	8-2	24,701	
N. 25	aW 27-15	(t5)Georgia	18/19	19/18	9-2	85,912
D. 29	nL 14-28	(t2)LSU (Chick-fil-A Peach Bowl)	15/17	9-3	73,614	

2001 • 8-5, 4-4 ACC (T-4th)

Captains: George Godsey, Sean Gregory, Ross Mitchell, Nick Rogers, Chris Young

Date	Result	Opponent	GT	Opp	Rec	Att
A. 26	nW 13-7	(t1)Syracuse ¹	10/13	1-0	41,517	
S. 1	hW 35-7	The Citadel	11/14	2-0	41,804	
S. 8	aW 70-7	(t7)Navy	10/13	3-0	30,602	
S. 29	hL 44-47	(t1)Clemson (OT)	9/11	nr/25	3-1	41,924
O. 6	aW 37-10	Duke	17/17	4-1	10,431	
O. 11	hL 17-20	(t2)Maryland (Thursday) (OT)	15/15	22/20	4-2	40,574
O. 20	hW 27-17	(t1)NC State (H)	23/25	5-2	41,942	
N. 1	hW 28-21	(t2)North Carolina (Thursday)	23/21	22/nr	6-2	41,893
N. 10	aL 38-39	Virginia	20/17	6-3	52,494	
N. 17	aW 38-33	(t4)Wake Forest	nr/23	7-3	24,263	
N. 24	hL 17-31	(t2)Georgia	21/19	19/23	7-4	41,974
D. 1	aL 17-28	(t2)Florida State ²		7-5	82,269	
D. 27	nW 24-14	(t2)Stanford (Seattle Bowl) ³	11/11	8-5	30,144	

1—Kickoff Classic, Giants Stadium, East Rutherford, N.J.

2—Game originally scheduled for Sept. 15 but postponed to Dec. 1

3—Mac McWhorter served as interim head coach after George O'Leary resigned



CHAN GAILEY is the only coach in Tech history to lead the Jackets to a bowl game in each of his first three years, including last year's Champs Sports Bowl.



CHAN GAILEY

Florida 1974
Record: 21-17 (.553)
2002-present • 3 yrs.

2002 • 7-6, 4-4 ACC (T-5th)

Captains: Jeremy Muyres, Raymond Roberts-Blake, Kerry Watkins, Recardo Wimbush

Date	Result	Opponent	GT	Opp	Rec	Att
A. 31	hW 45-3	(t9)Vanderbilt		1-0	43,719	
S. 7	aW 31-14	(t9)Connecticut		2-0	16,751	
S. 14	aL 19-24	(t2)Clemson		2-1	78,000	
S. 21	hW 28-19	(t1)Brigham Young		3-1	43,719	
S. 28	aW 21-13	(t1)North Carolina		4-1	57,000	
O. 5	hL 21-24	(t1)Wake Forest		4-2	43,719	
O. 17	aL 10-34	(t2)Maryland (Thursday)		4-3	41,766	
O. 26	hW 23-15	(t1)Virginia (H)		5-3	42,727	
N. 2	aW 24-17	(t1)NC State	10/8	6-3	51,500	
N. 9	hL 13-21	(t1)Florida State	17/18	6-4	43,719	
N. 16	hW 17-2	Duke		7-4	41,335	
N. 30	aL 7-51	(t5)Georgia	5/5	7-5	86,520	
D. 31	nL 21-30	(t3)Fresno State (Silicon Valley Classic)		7-6	10,132	

2003 • 7-6, 4-4 ACC (T-4th)

Captains: John Paul Foschi, Hugh Reilly, Daryl Smith

Date	Result	Opponent	GT	Opp	Rec	Att
A. 28	aL 13-24	(t3)Brigham Young (Thursday)		0-1	61,930	
S. 6	hW 17-3	(t1)Auburn	17/19	1-1	55,000	
S. 13	aL 13-14	(t1)Florida State	10/11	1-2	82,133	
S. 20	hL 3-39	Clemson		1-3	53,189	
S. 27	aW 24-17	(t9)Vanderbilt (OT)		2-3	25,007	
O. 4	hW 29-21	(t4)NC State (H)		3-3	50,113	
O. 11	aW 24-7	Wake Forest		4-3	27,382	
O. 23	hW 7-3	(t2)Maryland (Thursday)		5-3	51,524	
N. 8	aL 17-41	Duke		5-4	12,976	
N. 15	hW 41-24	(t4)North Carolina		6-4	52,346	
N. 22	aL 17-29	(t4)Virginia		6-5	58,526	
N. 29	hL 17-34	(t1)Georgia	5/5	6-6	55,000	
J. 4	nW 52-10	(t3)Tulsa (Humanitarian Bowl)		7-6	23,118	

2004 • 7-5, 4-4 ACC (T-6th)

Captains: James Butler, Nate Curry, Andy Tidwell-Neal

Date	Result	Opponent	GT	Opp	Rec	Att
S. 4	hW 28-7	Samford		0-1	43,100	
S. 11	aW 28-24	(t1)Clemson	20/18	1-1	82,000	
S. 18	aL 13-34	North Carolina		1-2	46,250	
O. 2	hL 3-24	(t1)Miami	4/4	2-2	55,000	
O. 9	aW 20-7	(t1)Maryland	23/23	3-2	52,733	
O. 16	hW 24-7	(t4)Duke (H)		4-2	46,856	
O. 28	hL 34-20	(t2)Virginia Tech (Thursday)	22/22	4-3	48,398	
N. 6	aW 24-14	(t4)NC State		5-3	56,800	
N. 15	hW 30-10	Connecticut		6-3	43,577	
N. 22	hL 10-30	(t1)Virginia	18/18	6-4	43,971	
N. 29	aL 13-19	(t5)Georgia	8/7	6-5	92,746	
D. 21	nW 51-14	(t2)Syracuse (Champs Sports Bowl)		7-5	28,237	

SERIES RESULTS

AIR FORCE • 3-0

H: 2-0, A: 1-0

Date	GT	Opp	Result
10-1-1977		hW	30-3
11-11-1978		aW	42-21
11-10-1979		hW	21-0

ALABAMA • 21-28-3

H: 15-15-3, A: 6-13

Date	GT	Opp	Result
11-27-1902 (Thanksgiving)		a1L	0-26
10-21-1905		hW	12-5
10-24-1908		hW	11-6
10-22-1910		aW	36-0
10-29-1911		hT	0-0
10-12-1912		hW	20-3
10-17-1914		a1L	0-13
11-6-1915		hW	21-7
11-11-1916		hW	13-0
10-14-1922		hW	33-7
11-3-1923		hT	0-0
11-25-1924		hL	0-14
10-24-1925		hL	0-7
10-16-1926		hL	0-21
10-15-1927		hW	13-0
11-17-1928		hW	33-13
11-16-1929		hL	0-14
11-12-1932		hW	6-0
11-18-1933		hL	9-12
11-17-1934		hL	0-40
11-16-1935		a1L	7-38
11-14-1936		4	hL 16-20
11-13-1937		3	a1L 0-7
11-12-1938		16	hT 14-14
11-18-1939		a1W	6-0
11-16-1940		14	hL 13-14
11-15-1941		9	a1L 0-20
11-14-1942		2	5 hW 7-0
11-15-1947		6	14 a1L 7-14
11-13-1948		11	hL 12-14
11-12-1949		a1L	7-20
11-18-1950		hL	19-54
11-17-1951		7	a1W 27-7
11-15-1952		2	12 hW 7-3
11-14-1953		5	a1L 6-13
11-13-1954			hW 20-0
11-12-1955		11	a1W 26-2
11-17-1956		4	hW 27-0
11-16-1957			a1W 10-7
11-15-1958		20	hL 8-17
11-14-1959		15	a1L 7-9
11-12-1960			hL 15-16
11-18-1961		2	a1L 0-10
11-17-1962		1	hW 7-6
11-16-1963		7	a1L 11-27
11-14-1964		10	2 hL 7-24
9-8-1979		2	hL 6-30
9-6-1980		2	a1L 3-26
9-12-1981		4	a1W 24-21
9-11-1982		4	hL 7-45
9-10-1983		14	a1L 7-20
9-15-1984		19	hW 16-6

a1-Birmingham, Ala. (Legion Field since 1927)

ARKANSAS • 1-1

H: 0-0, A: 0-0, N: 1-1

Date	GT	Opp	Result
1-1-1955		10	n1W 14-6
1-2-1960		9	n2L 7-14

n1-Cotton Bowl; n2-Gator Bowl

ARIZONA • 0-2

H: 0-1, A: 0-1

Date	GT	Opp	Result
9-1-1994 (Thur.)		7/8	hL 14-19
9-7-1995 (Thur.)		17/15	aL 29-20

ARMY • 2-1

H: 2-1, A: 0-0

Date	GT	Opp	Result
11-8-1952		hW	45-6
9-25-1971		hL	13-16
10-26-1973		hW	14-10

AUBURN • 40-47-4

H: 35-35-4, A: 5-12

Date	GT	Opp	Result
11-25-1892		hL	0-26
12-7-1893		hT	0-0
11-17-1894		hL	0-94
11-7-1896		aL	0-45
11-5-1898		aL	6-29
10-14-1899		aL	0-63
10-11-1902		hL	6-18
11-14-1903		hL	5-10
10-29-1904		aL	0-12
11-3-1906		hW	11-0
10-26-1907		hL	6-12
11-7-1908		hL	0-44
11-6-1909		hL	0-9
11-5-1910		hL	0-16
11-4-1911		hL	6-11
11-2-1912		hL	7-27
11-8-1913		hL	0-20
11-7-1914		hL	0-14
11-25-1915 (Thanksgiving)		hW	7-0
11-30-1916 (Thanksgiving)		hW	33-7
11-29-1917 (Thanksgiving)		hW	68-7
11-28-1918 (Thanksgiving)		hW	41-0
11-27-1919 (Thanksgiving)		hL	7-14
11-25-1920 (Thanksgiving)		hW	34-0
11-24-1921 (Thanksgiving)		hW	14-0
11-30-1922 (Thanksgiving)		hW	14-6
11-29-1923 (Thanksgiving)		hT	0-0
11-27-1924 (Thanksgiving)		hW	7-0
11-26-1925 (Thanksgiving)		hT	7-7
11-25-1926 (Thanksgiving)		hW	20-7
11-24-1927 (Thanksgiving)		hW	18-0
11-29-1928 (Thanksgiving)		hW	51-0
11-28-1929 (Thanksgiving)		hW	19-6
10-18-1930		hW	14-12
10-17-1931		hL	0-13
10-15-1932		hL	0-6
10-14-1933		hW	16-6
11-10-1934		hL	6-18
11-9-1935		hL	7-33
11-7-1936		20	hL 12-13
10-23-1937		20	hL 0-21
10-22-1938		hW	7-6
10-28-1939		hW	7-6
10-26-1940		hL	7-16
10-25-1941		hW	28-14
9-26-1942		*6	4 hW 15-0
10-14-1944		10	hW 27-0
10-27-1945		hW	20-7
10-26-1946		15	hW 27-6
10-18-1947		5	hW 27-7
10-16-1948		7	hW 27-0
10-15-1949		hW	35-21
10-21-1950		hW	20-0
10-20-1951		5	hW 27-7
10-18-1952		4	hW 33-0
10-17-1953		6	19 hW 36-6
10-16-1954		19	hW 14-7
10-15-1955		5	17 hL 12-14
10-20-1956		3	hW 28-7
10-19-1957		9	hL 0-3
10-18-1958		2	hT 7-7
10-17-1959		4	11 hL 6-7
10-15-1960		19	a1L 7-9
10-21-1961		8	hW 7-6
10-20-1962		a1L	14-17
10-19-1963		8	hL 21-29
10-17-1964		a1W	7-3
10-16-1965		hW	23-14
10-15-1966		7	a1W 17-3

10-21-1967		hL	10-28
10-19-1968		a1W	21-20
10-18-1969		15	hL 14-17
10-17-1970		16	8 aL 7-31
10-16-1971		5	hL 14-31
10-21-1972		14	hL 14-24
10-20-1973			hL 10-24
10-19-1974		5	aL 22-31
10-18-1975			hL 27-31
10-16-1976			aW 28-10
10-15-1977			hW 38-21
10-21-1978			aW 24-10
10-20-1979		14	hL 14-38
10-18-1980			aL 14-17
10-17-1981			hL 7-31
10-16-1982			aL 0-24
10-15-1983		5	hL 13-31
10-20-1984		13	aL 34-48
10-19-1985		8	hL 14-17
10-18-1986		7	aL 10-31
10-17-1987		5	hL 10-20
9-6-2003		17/19	hW 17-3

a1-Birmingham, Ala. (Legion Field)

BAYLOR • 3-1

H: 2-0, A: 0-1, N: 1-0

Date	GT	Opp	Result
1-1-1952		5	9 n1W 17-14
9-27-1969			hW 17-10
11-7-1992			aL 27-31
11-6-1993			hW 37-27

n1-Orange Bowl

BOSTON COLLEGE • 4-1

H: 2-1, A: 2-0

Date	GT	Opp	Result
11-11-1972			hW 42-10
11-25-1989			hW 13-12
9-14-1991		17/18	aW 30-14
10-4-1997			aW 42-14
9-5-1998			hL 31-41

BRIGHAM YOUNG • 1-1-0

H: 1-0, A: 0-1

Date	GT	Opp	Result
9-21-2002			hW 28-19
8-28-2003 (Thur.)			aL 13-24

CALIFORNIA • 3-4

H: 2-2, A: 0-2, N: 1-0

Date	GT	Opp	Result
1-1-1929			n1W 8-7
12-26-1931			hL 6-21
12-17-1932			aL 7-27
12-26-1936			hW 13-7
12-26-1938			aL 0-13
12-28-1940			hW 13-0
9-16-1978			hL 22-34

n1-Rose Bowl

CAMP GORDON • 1-0

H: 1-0, A: 0-0

Date	GT	Opp	Result
10-26-1918			hW 28-0

CARLISLE • 1-0

H: 1-0, A: 0-0

Date	GT	Opp	Result
11-17-1917			hW 98-0

CARNEGIE TECH • 0-2

H: 0-1, A: 0-1

Date	GT	Opp	Result
10-11-1930			aL 0-31
10-10-1931			hL 0-13

CENTRAL FLORIDA • 3-0

H: 3-0, A: 0-0

Date	GT	Opp	Result
10-26-1996			hW 27-20
9-18-1999		12/13	hW 41-10
9-2-2000			hW 21-17

CENTRE • 1-0

H: 1-0, A: 0-0

Date	GT	Opp	Result
10-30-1920			hW 24-0

THE CITADEL • 10-0

H: 8-0, A: 2-0

Date	GT	Opp	Result
10-5-1912			aW 20-16
10-4-1913			aW 47-0
10-25-1947		7	hW 38-0
11-20-1948		20	hW 54-0
9-20-1952		*3	hW 54-6
9-30-1978			hW 28-0
9-18-1982			hW 36-7
9-22-1984			hW 48-3
9-12-1987			hW 51-12
9-1-2001		11/14	hW 35-7

CLEMSON • 44-23-2

H: 39-13-2, A: 5-8, N: 0-2

SERIES RESULTS

9-24-1983	aL	14-41				
9-29-1984	18	13	hW	28-21	
9-28-1985	aW	14-3				
9-27-1986	hL	3-27				
9-26-1987	9	aL	12-33		
9-24-1988	hL	13-30			
10-14-1989	14	aW	30-14		
10-13-1990	18/15	15/14	hW	21-19
9-28-1991	19/18	7/5	aL	7-9
9-26-1992	16/14	hW	20-16
9-25-1993	aL	13-16
11-12-1994	aL	10-20
10-28-1995	hL	3-24
10-19-1996	22/24	aL	25-28
9-27-1997	17/21	hW	23-20
11-12-98 (Th.)	22/23	aW	24-21
11-13-1999	13/14	hW	45-42
10-28-2000	5/4	aW	31-28
9-29-2001	9/11	nr/25	(ot) hL	44-47
9-14-2002	aL	19-24
9-20-2003	hL	39-3
9-11-2004	20/18	aW	38-24

n1-@Augusta, Ga.; n2-@Greenville, S.C.

CONNECTICUT • 2-0

H: 1-0, A: 1-0

Date	GT	Opp	Result
9-7-2002	aW 31-14
11-13-2004	hW 30-10

CUMBERLAND • 3-0

H: 3-0; A: 0-0

Date	GT	Opp	Result
11-24-1904 (Thanksgiving)	hW 18-0
10-28-1905	hW 18-0
10-7-1916	hW 222-0

DAHLONEGA • 3-0

H: 3-0, A: 0-0

Date	GT	Opp	Result
10-7-1905	hW 54-0
10-6-1906	hW 11-0
10-12-1907	hW 72-0

DAVIDSON • 12-2

H: 11-2, A: 0-0

Date	GT	Opp	Result
12-7-1900	hL 6-38
11-13-1902	hL 6-7
10-27-1906	W 4-0
10-9-1915	hW 27-7
10-14-1916	hW 9-0
10-13-1917	hW 32-10
11-11-1919	hW 33-0
10-9-1920	hW 66-0
10-8-1921	hW 70-0
10-7-1922	hW 19-0
10-17-1942	6	hW 33-0
11-25-1950	hW 46-14
11-24-1951	7	hW 34-7
9-19-1953	*3	hW 53-0

11TH CAVALRY • 2-0-1

H: 2-0-1, A: 0-0

Date	GT	Opp	Result
9-30-1911	hW 22-5
9-28-1912	hT 0-0
10-19-1918	hW 119-0

5TH DIVISION • 1-0

H: 1-0, A: 0-0

Date	GT	Opp	Result
9-20-1919	hW 48-0

DUKE • 41-30-1

H: 24-12-1, A: 17-18

Date	GT	Opp	Result
12-2-1933	hW 6-0
10-13-1934	aL 0-20
10-19-1935	hW 6-0
10-17-1936	aL 6-19
10-16-1937	*10	hL 19-20
10-15-1938	*9	aL 0-6
11-4-1939	hL 6-7
11-2-1940	18	aL 7-41
11-1-1941	4	hL 0-14
10-31-1942	5	aW 26-7
10-30-1943	18	hL 7-14
11-4-1944	5	aL 13-19
11-3-1945	18	hL 6-14
11-2-1946	16	19	aW 14-0
11-1-1947	6	9	hW 7-0
10-30-1948	6	aW 19-7
10-29-1949	hL 14-27
11-4-1950	aL 21-30
11-3-1951	5	hT 14-14
11-1-1952	4	6	aW 28-7
11-21-1953	12	15	hW 13-10
10-30-1954	16	aL 20-21
10-29-1955	12	17	hW 27-0
11-3-1956	2	aW 7-0
11-2-1957	7	hW 13-0
11-1-1958	aW 10-8
10-31-1959	9	hL 7-10
10-29-1960	15	aL 0-6
10-14-1961	hW 21-0
11-3-1962	aW 20-9
11-2-1963	hW 30-6
10-31-1964	8	aW 21-8
10-30-1965	6	hW 35-23
10-29-1966	aW 48-7
11-4-1967	hW 19-7
11-2-1968	aL 30-46
11-1-1969	hW 20-7
10-31-1970	aW 24-16
10-30-1971	hW 21-0
11-4-1972	aL 14-20
11-3-1973	hW 12-10
11-2-1974	aL 0-9
11-1-1975	hW 21-6
10-30-1976	aL 7-31
10-29-1977	hL 24-25
9-9-1978	aL 10-28
11-3-1979	hW 24-14
11-1-1980	aL 12-17
10-31-1981	hL 24-38
10-30-1982	hL 21-38
10-29-1983	aL 26-32
11-3-1984	hW 31-3
11-2-1985	aW 9-0
11-1-1986	hW 34-6
10-31-1987	aL 14-48
10-29-1988	hL 21-31
10-28-1989	aL 19-30
10-27-1990	16/12	hW 48-31
11-2-1991	aW 17-6
10-31-1992	hW 20-17
10-30-1993	aW 47-14
9-24-1994	hL 12-27
10-7-1995	aW 37-21
9-26-1996 (Thurs.)	hW 48-22
11-15-1997	aW 41-38
10-3-1998	hW 41-13
10-16-1999	8/9	aW 38-31
10-21-2000	hW 45-10
10-6-2001	17/17	aW 37-10
11-16-2002	hW 17-2
11-8-2003	aL 17-41
10-16-2004	hW 24-7

FLORIDA • 24-9-6

H: 15-4-4, A: 9-4-2, N: 0-1

Date	GT	Opp	Result
10-17-1904	hW 77-0
10-19-1912	a1W 14-7
10-25-1913	a1W 13-3
10-13-1923	hT 7-7
10-11-1924	hT 7-7
10-17-1925	hW 23-7
10-19-1929	hW 19-7
11-27-1930	hL 7-55
11-21-1931	hW 23-0
11-19-1932	hW 6-0
11-11-1933	hW 19-7
11-24-1934	aL 12-13
11-23-1935	hW 39-6
11-21-1936	hW 38-14
11-20-1937	aW 12-0
11-19-1938	hT 0-0
11-25-1939	19	aW 21-7
11-23-1940	hL 7-16
11-22-1941	aL 7-14
11-21-1942	2	hW 20-7
10-23-1948	6	hW 42-7
10-22-1949	aW 43-14
10-7-1950	hW 16-13
9-29-1951	aW 27-0
9-27-1952	*3	hW 17-14
9-26-1953	*3	15	aT 0-0
9-25-1954	5	hL 12-13
9-24-1955	2	19	aW 14-7
11-24-1956	5	13	aW 28-0
11-23-1957	hT 0-0
10-1-1960	10	aL 17-18
11-4-1961	7	hW 20-0
9-29-1962	8	aW 17-0
9-14-1963	hW 9-0
1-2-1967	8	n1L 12-27
10-28-1978	hW 17-13
9-22-1979	aT 7-7
9-20-1980	hL 12-45
9-19-1981	aL 6-27

a1-Jacksonville, Fla.; n1-Orange Bowl

FLORIDA STATE • 7-12-1

H: 7-6-1, A: 0-6

Date	GT	Opp	Result
11-22-1952	2	hW 30-0
10-22-1955	13	hW 34-0
9-26-1958	hW 17-3
11-10-1962	hT 14-14
11-9-1963	hW 15-7
9-19-1970	hW 23-13
11-13-1971	hW 12-6
10-4-1975	hW 30-0
10-17-1992	16/17	6/6	hL 24-29
10-2-1993	1/1	aL 0-51
11-5-1994	8/6	hL 10-41
10-21-1995	1/1	aL 10-42
11-2-1996	3/2	hL 3-49
10-18-1997	21/25	3/3	aL 0-38
10-24-1998	20/19	6/6	hL 7-34
9-11-1999	10/10	1/1		

SERIES RESULTS

11-26-1932	hT	0-0
11-25-1933	hL	6-7
12-1-1934	aL	0-7
11-30-1935	hW	19-7
11-28-1936	aL	6-16
11-27-1937	hT	6-6
11-26-1938	aT	0-0
12-2-1939	hW	13-0
11-30-1940	aL	19-21
11-29-1941	20	hl 0-21
11-28-1942	2	5 aL 0-34
11-27-1943	14	hW 48-0
12-2-1944	hW 44-0
12-1-1945	hl 0-33
11-30-1946	7	3 aL 7-35
11-29-1947	9	hW 7-0
11-27-1948	12	aL 13-21
11-26-1949	hW 7-6
12-2-1950	aW 7-0
12-1-1951	6	hW 48-6
11-29-1952	3	aW 23-9
11-28-1953	10	hW 28-12
11-27-1954	aW 7-3
11-26-1955	9	hW 21-3
12-1-1956	4	aW 35-0
11-30-1957	hl 0-7
11-29-1958	aL	3-16
11-28-1959	6	hl 14-21
11-26-1960	aL 6-7
12-2-1961	2	hW 22-7
12-1-1962	aW 37-6
11-30-1963	hW 14-3
11-28-1964	aL	0-7
11-27-1965	hl	7-17
11-26-1966	5	7 aL 14-23
11-25-1967	hl	14-21
11-30-1968	4	aL 8-47
11-29-1969	hW 6-0
11-28-1970	16	aW 17-7
11-25-1971 (Thanksgiving)	7	hl 24-28
12-2-1972	hl 7-27
12-1-1973	hl 3-10
11-27-1974	aW 34-14
11-27-1975 (Thanksgiving)	15	hl 26-42
11-27-1976	4	aL 10-13
11-26-1977	hW 16-7
12-2-1978	11	aL 28-29
12-1-1979	hl 3-16
11-29-1980	1	aL 20-38
11-28-1981	3	hl 7-44
11-27-1982	1	aL 18-38
11-26-1983	7	hl 24-27
12-1-1984	18	aW 35-18
11-30-1985	20	hW 20-16
11-29-1986	18	aL 24-31
11-28-1987	14	hl 16-30
11-26-1988	20	aL 3-24
12-2-1989	hW 33-22
12-1-1990	2/3	aW 40-23
11-30-1991	25/nr	hl 15-18
11-28-1992	9/10	aL 17-31
11-25-1993 (Thanksgiving)	hl 10-43
11-25-1994 (Friday)	aL 10-48
11-23-1995 (Thanksgiving)	hl 17-18
11-30-1996	aL 10-19
11-29-1997	14/14	hl 24-27
11-28-1998	17/18	12/12 aW 21-19
11-27-1999	20/16	16/21 .. (ot) hW 51-48
11-25-2000	18/19	19/18 aW 27-15
11-24-2001	21/19	19/23 hl 17-31
11-30-2002	5/5	aL 7-51
11-29-2003	5/5	hl 17-34
11-27-2004	8/7	aL 13-19

GA. NAVY PRE-FLIGHT • 2-0

H: 2-0, A: 0-0

Date	GT	Opp	Result
10-9-1943	hW 35-7
10-27-1944	hW 13-7

GORDON • 5-0

H: 5-0, A: 0-0

Date	GT	Opp	Result
10-12-1901	hW 29-0
10-5-1907	hW 51-0
10-3-1908	hW 32-0
10-2-1909	hW 18-6
10-1-1910	hW 57-0

INDIANA STATE • 1-0

H: 1-0, A: 0-0

Date	GT	Opp	Result
10-10-1987	hW 38-0

IOWA STATE • 1-0

H: 0-0, A: 0-0, N: 1-0

Date	GT	Opp	Result
12-18-1972	n1W 31-30

n1-Liberty Bowl, Memphis, Tenn.

KANSAS • 1-0

H: 0-0, A: 0-0, N: 1-0

Date	GT	Opp	Result
1-1-1948	10	12	n1W 20-14

n1-Orange Bowl

KENTUCKY • 11-7-1

H: 7-3-1, A: 4-4

Date	GT	Opp	Result
11-17-1923	hT 3-3
10-8-1932	hl 6-12
10-7-1933	aL 6-7
10-12-1935	aL 6-25
10-10-1936	hW 34-0
10-9-1937	aW 32-0
11-5-1938	hW 19-18
11-11-1939	18	hW 13-6
11-9-1940	a1L 7-26
11-8-1941	hW 20-13
11-7-1942	3	hW 47-7
10-28-1950	4	hl 14-28
10-6-1951	11	17	aW 13-7
10-23-1954	15	hl 6-13
9-22-1956	*4	aW 14-6
9-21-1957	*11	20	hW 13-0
9-20-1958	aL 0-13
9-19-1959	aW 14-12
9-17-1960	hW 23-13

a1-Louisville, Ky.

LSU • 12-6

H: 7-2, A: 5-3, N: 0-1

Date	GT	Opp	Result
10-23-1915	a1W 36-7
11-8-1924	hW 28-7
11-12-1927	hW 23-0
11-6-1943	hW 42-7
11-18-1944	9	aW 14-6
11-17-1945	hl 7-9
10-19-1946	aW 26-7
10-14-1950	aW 13-0
10-13-1951	8	hW 25-7
10-9-1954	hW 30-20
10-8-1955	4	aW 7-0
10-13-1956	3	hW 39-7
10-12-1957	aL 13-20
10-8-1960	hW 6-2
10-7-1961	3	aL 0-10
10-6-1962	5	hl 7-10
10-5-1963	7	aL 6-7
12-29-2000	15/17	n2L 14-28

a1-New Orleans, La.; n2-Chick-fil-A Peach Bowl

MARYLAND • 12-5

H: 7-1, A: 5-4

Date	GT	Opp	Result
10-8-1988	aL 8-13
10-7-1989	hW 28-24
10-6-1990	23/18	aW 31-3
10-12-1991	hW 34-10
10-10-1992	17/17	aW 28-26
10-9-1993	hW 38-0
10-22-1994	aL 27-42
9-28-1995 (Thur.)	16/17	hW 31-3
11-14-1996 (Thur.)	aL 10-13
11-22-1997	hW 37-18
10-31-1998	23/24	a1W 31-14
9-30-99 (Th.)	10/12	hW 49-31
11-18-2000	20/22	aW 35-22
10-11-01 (Th.)	15/15	22/20 .. (ot)	hl 17-20
10-17-2002 (Th.)	aL 10-34
10-23-2003 (Th.)	hW 7-3
10-9-2004	23/23	aW 20-7

a1-Ravens Stadium, Baltimore, Md.

MARYVILLE • 0-0-1

H: 0-0-1, A: 0-0

Date	GT	Opp	Result
11-29-1906	hT 6-6

MEMPHIS STATE • 2-1

H: 1-1, A: 1-0

Date	GT	Opp	Result
9-27-1980	hW 17-8
9-26-1981	hl 15-28
9-25-1982	aW 24-20

MERCER • 13-1-1

H: 10-0-1, A: 3-1

Date	GT	Opp	Result
11-5-1892	aL 6-12
11-11-1893	hW 10-6
10-31-1896	aW 6-4
11-21-1896	hT 12-12
11-19-1908	aW 16-6
11-13-1909	hW 35-0
10-15-1910	hW 46-0
10-21-1911	hW 17-0
10-26-1912	aW 16-6
10-18-1913	hW 33-0
10-10-1914	hW 105-0
10-2-1915	hW 52-0
9-30-1916	hW 61-0
10-2-1937	hW 28-0
10-1-1938	hW 19-0

MIAMI, FLA. • 6-4

H: 6-2, A: 0-1, N: 0-1

Date	GT	Opp	Result
9-17-1955	*10	hW 14-6
9-26-1964	hW 20-0
11-10-1967	aL 7-49
9-27-1968	nr	15	hl 7-10
9-26-1970	19	hW 31-21
9-20-1975	hW 38-23
9-17-1977	hW 10-6
10-14-1978	hW 24-19
1-1-2000	17/15	23/23	n1L 13-28
10-2-2004	4/4	hl 3-27

n1-Toyota Gator Bowl

MICHIGAN • 0-1

H: 0-0, A: 0-1

Date	GT	Opp	Result
10-20-1934	aL 2-9

MICHIGAN STATE • 3-0

H: 1-0, A: 1-0, N: 1-0

Date	GT	Opp	Result
9-18-1971	hW 10-0
9-23-1972	aW 21-16
12-31-1985	n1W 17-14

n1-All-American Bowl, Birmingham, Ala.

MISSISSIPPI • 2-1

H: 1-0, A: 0-0, N: 1-1

Date	GT	Opp	Result
10-12-1946	hW 24-7
1-1-1953	2	7	n1W 24-7
12-30-1971	n2L 18-41

n1-Sugar Bowl; n2-Peach Bowl

MISSISSIPPI STATE • 2-0

H: 2-0, A: 0-0

Date	GT	Opp	Result
10-17-1908	hW 24-7
10-5-1929	hW 27-13

SERIES RESULTS

NEBRASKA • 1-0

H: 0-0, A: 0-0, N: 1-0

Date	GT	Opp	Result
1-1-1991	2/2	19/13	n1W 45-21

n1-Florida Citrus Bowl, Orlando, Fla.

NEW MEXICO STATE • 1-0

H: 1-0, A: 0-0

Date	GT	Opp	Result
9-12-1998			hW 42-7

NORTH CAROLINA • 20-17-3

H: 13-7, A: 7-10-3

Year	GT	Opp	Result
10-30-1915			hW 23-3
10-21-1916			hW 10-6
10-22-1927			hW 13-0
10-27-1928			aW 20-7
10-12-1929			hL 7-18
11-1-1930			aT 6-6
11-7-1931			aT 19-19
10-22-1932			aW 43-14
10-28-1933			aW 10-6
11-3-1934			hL 0-26
10-26-1935			al 0-19
9-25-1943			hW 20-7
10-7-1944	*10		hW 28-0
9-29-1945			aW 20-14
10-12-1974			hW 29-28
10-4-1980	10		al 0-33
10-3-1981	6		hL 7-28
10-2-1982	12		al 0-41
10-1-1983	5		hL 21-38
11-10-1984			al 17-24
10-5-1985			hW 31-0
10-4-1986			al 20-21
9-19-1987			hL 23-30
10-22-1988			al 17-20
10-21-1989			hW 17-14
10-20-1990	11/11		aT 13-13
10-26-1991			hW 35-14
10-24-1992	19/19		al 14-26
10-16-1993	14/13		hL 3-41
10-8-1994	14/14		al 24-31
10-14-1995			hW 27-25
10-21-1996	11/13		al 0-16
10-30-1997 (Thur.)	5/5		hL 13-16
9-26-1998			aW 43-21
10-9-1999	7/8	(ot)	hW 31-24
9-30-2000			aW 42-28
11-1-01 (Th.)	23/21	22/nr	hW 28-21
9-28-2002			aW 21-13
11-15-2003			hW 41-24
9-18-2004			al 13-34

NC STATE • 16-8

H: 10-2, A: 6-6

Date	GT	Opp	Result
11-10-1918			hW 128-0
11-18-1922			hW 17-0
10-8-1983			aW 20-10
10-6-1984	12		hL 22-27
9-14-1985			aW 28-18
10-11-1986			hW 59-21
10-3-1987			al 0-17
10-1-1988			hL 6-14
9-9-1989			al 28-38
9-8-1990			hW 21-13
10-5-1991	21/23	19/18	al 21-28
10-3-1992	23/23	21/18	hW 16-13
10-23-1993			al 23-28
11-1-1994			al 13-21
11-11-1995			hW 27-19
9-7-1996			aW 28-16
10-11-1997	25/nr		hW 27-17
10-10-1998			aW 47-24

10-30-1999	7/7		hW 48-21
9-21-2000 (Thur.)		(ot)	al 23-30
10-20-2001	23/25		hW 27-17
11-2-2002	8/10		aW 24-17
10-4-2003			hW 29-21
11-6-2004			aW 24-14

NOTRE DAME • 5-26-1

H: 2-10-1, A: 2-16, N: 1-0

Date	GT	Opp	Result
10-28-1922			hL 3-13
11-27-1923			al 7-35
11-1-1924			al 3-34
10-31-1925			hL 0-13
10-30-1926			al 0-12
10-29-1927			al 7-26
10-20-1928			hW 13-0
11-2-1929			hL 6-26
10-8-1938	*5		al 6-14
10-7-1939	*2		al 14-17
10-12-1940	*6		al 20-26
10-11-1941	*8		hL 0-20
10-3-1942	*6		aW 13-6
10-2-1943	*1		al 13-55
11-25-1944	10	18	hL 0-21
10-6-1945	*3		hL 7-40
10-24-1953	4	1	al 14-27
11-7-1959	19		aW 14-10
11-18-1967	9		hL 3-36
11-16-1968	9		al 6-34
11-15-1969	9		hL 20-38
11-14-1970	1		al 7-10
9-9-1974	2		hL 7-31
11-8-1975	12		al 3-24
11-6-1976	11		hW 23-14
11-5-1977	5		al 14-69
11-18-1978	20	10	hL 21-38
10-6-1979	10		al 13-21
11-8-1980	1		hT 3-3
11-7-1981			al 3-35
9-6-1997		11/13	al 13-17
1-1-1999	12/12	17/18	n1W 35-28

n1-Toyota Gator Bowl

OGLETHORPE • 8-1

H: 8-1, A: 0-0

Date	GT	Opp	Result
10-2-1920			hW 55-0
10-1-1921			hW 41-0
9-30-1922			hW 31-6
9-23-1923			hW 28-13
9-27-1924			hW 19-0
9-28-1925			hW 13-7
9-25-1926			hL 6-7
11-19-1927			hW 19-7
11-3-1928			hW 32-7

PENN STATE • 3-4

H: 2-0, A: 0-1, N: 1-3

Date	GT	Opp	Result
10-29-1921			n1L 7-28
11-10-1923			al 0-7
10-18-1924			hW 15-13
10-10-1925			n2W 16-7
12-30-1961	13	17	n3L 15-30
11-12-1966	5		hW 21-0
8-28-1991	8/6	7/8	n4L 34-22

n1-Polo Grounds (N.Y.); n2-Yankee Stadium; n3-Gator Bowl; n4-Kickoff Classic, East Rutherford, N.J.

PENNSYLVANIA • 1-2

H: 1-0, A: 0-2

Date	GT	Opp	Result
10-6-1917			hW 41-0
11-15-1930			al 7-34
11-14-1931			al 12-13

PITTSBURGH • 2-5

H: 0-2, A: 0-3, N: 2-0

Date	GT	Opp	Result
11-23-1918			al 0-32
10-25-1919			al 6-16
10-23-1920			al 3-10
1-2-1956	7	11	n1W 7-0
12-29-1956	4	13	n2W 21-14
9-21-1974			hL 17-27
9-18-1976			hL 14-42

n1-Sugar Bowl; n2-Gator Bowl

PRESBYTERIAN • 3-0

H: 3-0, A: 0-0

Date	GT	Opp	Result
9-28-1935			hW 33-0
9-26-1936			hW 55-0
9-24-1937			hW 59-0

PURDUE • 0-1

H: 0-0, A: 0-0, N: 0-1

Date	GT	Opp	Result
12-25-1978	7	n1L 21-41	

n1-Peach Bowl

RICE • 2-0-1

H: 1-0-1, A: 1-0

Date	GT	Opp	Result
9-24-1960	13		aW 16-13
9-30-1961			hW 24-0
9-30-1972			hT 36-36

RUTGERS • 1-0

H: 1-0, A: 0-0

Date	GT	Opp	Result
10-22-1921			hW 48-14

ST. ALBANS • 0-2

H: 2-0, A: 0-0

Date	GT	Opp	Result
11-30-1893			hL 0-6
11-8-1902			hL 0-17

ST. MARY'S • 1-0

H: 0-0, A: 0-0, N: 1-0

Date	GT	Opp	Result
1-1-1947	11		n1W 41-19

n1-Oil Bowl, Houston, Texas

SAMFORD • 6-1

H: 4-0, A: 2-0 *Known as Howard

Date	GT	Opp	Result
10-31-1903			aW 37-0
10-11-1911*			aW 28-0
10-14-1939*			hW 35-0
10-5-1940*			hW 27-0
10-13-1945*			hW 43-0
9-4-2004			hW 28-7

SAVANNAH A.A. • 0-1

H: 1-0, A: 0-0

Date	GT	Opp	Result
10-27-1894			hL 0-8

SEWANEE • 5-7-1

H: 5-7-1, A: 0-0

Date	GT	Opp	Result
10-23-1899			hL 0-30
10-29-1900			hL 0-34
11-11-1905			hT 18-18
10-20-1906			hL 0-16

11-9-1907			hL 0-18
11-14-1908			hL 0-6
10-23-1909			hL 0-15
11-11-1911			hW 23-0
11-9-1912			hL 0-7
11-1-1913			hW 33-0
10-31-1914			hW 20-0
10-5-1935			hW 32-0
10-3-1936			hW 58-0

SOUTHERN CAL • 1-2

H: 0-1, A: 1-1

Date	GT	Opp	Result
9-22-1961	9		aW 27-7
10-25-1969	7		al 18-29
9-22-1973	1		hL 6-23

SOUTH CAROLINA • 12-9

H: 12-3, A: 0-6

Date	GT	Opp	Result
9-9-1901			hW 13-0
11-26-1903			hL 0-16
10-16-1909			hW 59-0
10-3-1914			hW 20-0
10-4-1930			hW 45-0
10-3-1931			hW 25-13
11-19-1949			hW 13-3
9-30-1950			hL 0-7
9-12-1970	17		hW 23-20
9-11-1971	17		al 7-24
9-16-1972			hW 34-6
9-15-1973			al 28-41
9-14-1974			hW 35-20
9-13-1975			al 17-23
9-11-1976			hL 17-27
9-10-1977			al 0-17
10-7-1978			hW 6-3
10-15-1988	8		hW 34-0
9-23-1989			al 10-21
9-29-1990		25/nr	hW 27-6
10-19-1991			al 14-23

SMU • 8-2-1

H: 5-0-1, A: 3-2

9-23-1950	*10		al 13-33
9-22-1951			hW 21-7
10-4-1952	6		aW 20-7
10-3-1953	9		hW 6-4
10-2-1954			aW 10-7
10-1-1955	3		hW 20-7
9-29-1956	2	5	aW 9-7
9-28-1957	3	15	hT 0-0
10-25-1958	17		al 0-20
9-26-1959	16	6	hW 16-12
9-20-1969			hW 24-21

STANFORD • 2-0

H: 0-0, A: 0-0, N: 2-0

Date	GT	Opp	Result
12-25-1991			

SERIES RESULTS

11-4-1905	hW	45-0
10-19-1907	hW	6-4
10-31-1908	hL	5-6
10-30-1909	aW	29-0
10-14-1911	hW	24-0
9-28-1946	*8	al 9-13
9-27-1947	*4	hW 27-0
11-6-1948	6	hl 6-13
11-5-1949	14	hW 30-13
11-6-1954	hW 28-7
11-5-1955	8	hT 7-7
11-10-1956	2 3	hl 0-6
11-9-1957	18 9	al 6-21
10-11-1958	hW 21-7
10-10-1959	3 8	aW 14-7
11-5-1960	8	hW 14-7
11-11-1961	9	al 6-10
10-13-1962	11	hW 17-0
10-12-1963	aW 23-7
11-7-1964	7	hl 14-22
11-6-1965	al 7-21
10-8-1966	9 8	hW 6-3
10-14-1967	al 13-24
10-12-1968	10	hl 7-24
10-11-1969	10	al 8-26
10-10-1970	13 20	hl 6-17
10-9-1971	13	al 6-10
9-9-1972	15	hl 3-34
10-13-1973	8	al 14-20
10-9-1976	hl 7-42
10-8-1977	aW 24-8
10-13-1979	al 0-31
10-11-1980	hl 10-23
10-10-1981	al 7-10
10-23-1982	hW 31-21
10-22-1983	al 3-37
10-27-1984	hl 21-24
10-26-1985	16	aT 6-6
10-25-1986	hW 14-13
10-24-1987	13	al 15-29

UT-CHATTANOOGA • 8-0

H: 8-0, A: 0-0

Date	GT	Opp	Result
10-13-1906	hW 18-0
10-8-1910	hW 18-0
10-11-1913	hW 71-6
10-4-1941	hW 20-0
10-10-1942	*6	hW 30-6
11-9-1985	hW 35-7
9-10-1988	hW 24-10
9-22-1990	hW 44-9

TEXAS • 0-1

H: 0-0, A: 0-0, N: 0-1

Date	GT	Opp	Result
1-1-1943	5	11	n1L	7-14

n1-Cotton Bowl

TEXAS A&M • 1-1

H: 1-1, A: 0-0

Date	GT	Opp	Result
9-25-1965	hl 10-14
9-17-1966	hW 38-3

TEXAS CHRISTIAN • 2-0

H: 2-0, A: 0-0

Date	GT	Opp	Result
9-30-1967	hW 24-7
9-21-1968	hW 17-7

TEXAS TECH • 2-0

H: 0-0, A: 0-0, N: 2-0

Date	GT	Opp	Result
1-1-1966	10	n1W	31-21	
12-19-1970	13	19	n2W	17-9

n1-Gator Bowl; n2-Sun Bowl

TRANSYLVANIA • 1-0

H: 1-0, A: 0-0

Date	GT	Opp	Result
10-16-1915	hW 67-0

TULANE • 35-13

H: 20-4, A: 15-9

Date	GT	Opp	Result
11-4-1916	hW 45-0
11-10-1917	aW 48-0
10-9-1926	hW 9-6
10-8-1927	hW 13-6
10-13-1928	aW 12-0
10-26-1929	al 14-20
10-25-1930	hl 0-28
10-24-1931	al 0-33
11-5-1932	hl 14-20
10-21-1933	hl 0-7
10-27-1934	al 12-20
11-13-1943	19	aW 33-0
11-11-1944	13	hW 34-7
11-10-1945	aW 41-7
11-16-1946	7	hW 35-7
10-4-1947	*4	aW 20-6
10-2-1948	*6	hW 13-7
10-1-1949	*4	al 0-18
10-11-1952	5	hW 14-0
10-10-1953	10	aW 27-13
9-18-1954	*7	hW 28-0
10-27-1956	3	15	hW 40-0
10-26-1957	aW 20-13
10-4-1958	hW 14-0
10-24-1959	9	aW 21-13
10-22-1960	hW 14-6
10-28-1961	9	aW 35-0
10-27-1962	hW 42-12
10-28-1963	aW 17-3
10-24-1964	hW 7-6
10-9-1965	aW 13-10
10-22-1966	6	hW 35-17
10-28-1967	al 12-23
10-26-1968	hW 23-19
11-8-1969	al 7-14
10-24-1970	hW 20-6
10-23-1971	aW 24-16
10-28-1972	hW 21-7
10-27-1973	al 14-23
10-26-1974	18	hW 27-7
10-25-1975	aW 23-0
10-23-1976	hW 28-16
10-22-1977	aW 38-14
9-23-1978	hW 27-17
10-27-1979	al 7-12
10-25-1980	hl 14-31
10-24-1981	al 10-27
10-9-1982	aW 19-13

TULSA • 2-1

H: 0-0, A: 0-0, N: 2-1

Date	GT	Opp	Result
1-1-1944	13	15	n1W	20-18
1-1-1945	13	n2L	12-26
1-4-2004	n3W	52-10

n1-Sugar Bowl; n2-Orange Bowl; n3-Humanitarian Bowl

VANDERBILT • 18-15-3

H: 12-10, A: 6-5-3

Date	GT	Opp	Result
11-19-1892	hl 10-20
11-17-1906	hl 6-37
11-16-1907	al 0-54
11-12-1910	hl 0-23
11-3-1917	hW 83-0
10-18-1919	hW 20-0
10-16-1920	aW 44-0
11-15-1924	hl 0-3

11-7-1925	hW 7-0
11-6-1926	hl 7-13
11-5-1927	aT 0-0
11-10-1928	hW 19-7
11-9-1929	hl 7-23
11-8-1930	hl 0-6
10-31-1931	hl 7-49
10-29-1932	al 0-12
11-4-1933	al 6-9
10-6-1934	hl 12-27
11-2-1935	hl 13-14
10-24-1936	aT 0-0
10-30-1937	hW 14-0
10-29-1938	al 7-13
10-21-1939	hW 14-6
10-19-1940	hW 19-0
10-18-1941	18	al 7-14
9-25-1948	*6	aW 13-0
9-24-1949	hW 12-7
10-27-1951	3	al 8-7
10-25-1952	5	hW 30-0
10-31-1953	8	aW 43-0
9-19-1964	hW 14-2
9-18-1965	aT 10-10
9-24-1966	hW 42-0
9-23-1967	aW 17-10
8-31-2002	hW 45-3
9-27-2003	(ot) aW 24-17

VIRGINIA • 13-13-1

H: 11-6, A: 2-7-1

Date	GT	Opp	Result
11-13-1965	hW 42-19
11-5-1966	5	hW 14-13
10-5-1974	hW 28-24
10-2-1976	hW 35-14
11-6-1982	hW 38-32
11-3-1983 (Thur.)	hW 31-27
10-13-1984	20	aT 20-20
9-21-1985	hl 13-24
9-20-1986	aW 28-14
11-7-1987	hl 14-23
9-17-1988	al 16-17
9-16-1989	hl 10-17
11-3-1990	16/14	1/1	aW 41-38
9-19-91 (Th.)	17/19	hW 24-21
9-19-1992	22/20	20/19	al 24-55
9-16-1993 (Thur.)	25/23	hl 14-35
10-15-1994	hl 7-24
9-16-1995	16/17	al 14-41
10-5-1996	12/11	hW 13-7
11-8-1997	al 31-35
10-17-1998	25/25	7/6	hW 41-38
11-6-1999	7/7	al 38-45
11-9-00 (Th.)	24/nr	hW 35-0
11-10-2001	20/17	al 38-39
10-26-2002	hW 23-15
11-22-2003	al 17-29
11-20-2004	18/18	hl 10-30

VMI • 14-1

H: 14-1, A: 0-0

Date	GT	Opp	Result
10-24-1914	hW 28-7
10-6-1923	hW 10-7
10-4-1924	hW 3-0
10-3-1925	hW 33-0
10-2-1926	hW 13-0
10-1-1927	hW 7-0
10-6-1928	hW 13-0
10-5-1946	hW 32-6
10-11-1947	4	hW 20-0
11-11-1950	hl 13-14
11-10-1951	8	hW 34-7</

GOVERNOR'S CUP

Trophy Presented to Winner of Rivalry Game Between Tech & Georgia

From 1933 through 1993, a freshmen and then in later years, a junior varsity football game was played between Georgia Tech and the University of Georgia to benefit the needy children at Scottish Rite Children's Hospital. This game was played annually at Georgia Tech's Grant Field on Thanksgiving Day and moved the Atlanta Constitution's legendary journalist Ralph McGill to coin the oft-repeated phrase, "Strong legs will run so that weak legs may walk." This became the motto for the game.

The idea for the charity game was fostered in 1930 with an all-star game by teams representing the Northern and Southern Divisions of the old Southern Conference. The quarterback that day for the Northern team just happened to be Bobby Dodd. In 1933, Georgia Tech coach William Alexander and Georgia coach H.J. Stegeman asked a group of Atlanta businessmen to form a committee to sell tickets to the freshman game and give the proceeds to Scottish Rite, and an Atlanta tradition was born.

The proceeds of this game actually met the annual operating expenses of the hospital and kept the doors of this nationally recognized institution open for years.

The winner of this game was given the Governor's Cup, which was kept by the winning school until the following year.

In 1993, NCAA mandated scholarship and total player limitations forced the discontinuation of the game and the Governor's Cup was retired. In 1994, a "Legends Game" was played between the two teams to keep the tradition alive, and



GOVERNOR'S CUP: Tech has defeated Georgia and claimed the rivalry trophy three of the last six years.

appeals were made by the two athletic departments to the NCAA to continue the Governor's Cup presentations with the Varsity football game.

The NCAA now recognizes the Georgia-Georgia Tech varsity football game as a "special event." Beginning in 1995, this allows the hospital, now Children's Healthcare of Atlanta, to present the Governor's Cup annually to the winner of this game. In addition, the seniors on both teams receive a watch commemorating their participation and the seniors on the winning team receive a personalized, engraved replica of the actual Governor's Cup.

GEORGIA TECH-GEORGIA J.V. GAME Annual Results (1933-1993)

1933 L	0- 13	1955 L	0- 23	1975 L	6- 23
1934 W	20- 14	1956 W	14- 12	1976 W	13- 7
1935 L	6- 7	1957 L	7- 13	1977 L	12- 20
1936 L	12- 20	1958 W	21- 0	1978 L	0- 29
1937 W	20- 12	1959 L	7- 8	1979 W	16- 6
1938 W	8- 0	1960 T	22- 22	1980 L	6- 24
1939 L	0- 33	1961 W	13- 7	1981 W	15- 14
1940 L	0- 36	1962 L	0- 18	1982 W	18- 17
1941 L	13- 29	1963 W	14- 3	1983 L	16- 21
1942 L	6- 21	1964 L	6- 7	1984 L	24- 27
1945 W	20- 12	1965 L	0- 18	1985 L	19- 23
1946 W	7- 6	1966 L	6- 17	1986 W	20- 14
1947 L	13- 20	1967 W	14- 0	1987 W	25- 0
1948 W	9- 7	1968 W	19- 18	1988 L	6- 40
1949 L	0- 18	1969 L	20- 28	1989 W	45- 0
1950 W	54- 6	1970 W	20- 9	1990 W	38- 24
1951 W	38- 26	1971 W	17- 12	1991 W	21- 14
1952 W	33- 13	1972 W	21- 10	1992 L	12- 38
1953 W	12- 7	1973 W	27- 19	1993 L	14- 21
1954 W	26- 6	1974 L	25- 38		

HOMECOMING GAMES

Record: 40-13-1

Year	Opponent	Result
1949	Duke	L 14-27
1950	Kentucky	L 14-28
1951	Duke	T 14-14
1952	Vanderbilt	W 30- 0
1953	Clemson	W 20- 7
1954	Kentucky	L 6-13
1955	Duke	W 27- 0
1956	Tulane	W 40- 0
1957	Duke	W 13- 0
1958	Alabama	L 8-17
1959	Duke	L 7-10
1960	Tulane	W 14-10
1961	Florida	W 20- 0
1962	Tulane	W 42-12
1963	Duke	W 30- 6
1964	Tulane	W 7- 6
1965	Duke	W 35-23
1966	Penn State	W 21- 0
1967	Duke	W 19- 7
1968	Tulane	W 23-19
1969	Duke	W 20- 7
1970	Navy	W 30- 8
1971	Duke	W 21- 0
1972	Tulane	W 21- 7
1973	Duke	W 12-10
1974	North Carolina	W 29-28
1975	Duke	W 21- 6
1976	Notre Dame	W 23-14
1977	Duke	L 24-25
1978	Florida	W 17-13
1979	Air Force	W 21- 0
1980	Tulane	L 14-31
1981	Duke	L 24-38
1982	Duke	L 21-38
1983	Wake Forest	W 49-33
1984	Duke	W 31- 3
1985	Western Carolina	W 24-17
1986	Duke	W 34- 6
1987	Virginia	L 14-23
1988	Duke	L 21-31
1989	North Carolina	W 17-14
1990	Duke	W 48-31
1991	North Carolina	W 35-14
1992	Duke	W 20-17
1993	Baylor	W 37-27
1994	Wake Forest	L 13-20
1995	Clemson	L 3-24
1996	Central Florida	W 27-20
1997	NC State	W 27-17
1998	Virginia	W 41-38
1999	North Carolina (ot)	W 31-24
2000	Wake Forest	W 52-20
2001	NC State	W 27-17
2002	Virginia	W 23-15
2003	NC State	W 29-21
2004	Duke	W 24- 7

WEEK-BY-WEEK IN THE ASSOCIATED PRESS POLL

1939

Date	Record	Rank
Nov. 20, 1939	5-2-0	19
Dec. 4, 1939	7-2-0	13
Dec. 11, 1939	8-2-0	16

1942

Oct. 12, 1942	3-0-0	6
Oct. 19, 1942	4-0-0	6
Oct. 26, 1942	5-0-0	5
Nov. 2, 1942	6-0-0	3
Nov. 9, 1942	7-0-0	2
Nov. 16, 1942	8-0-0	2
Nov. 23, 1942	9-0-0	2
Nov. 30, 1942	9-1-0	5

1943

Nov. 8, 1943	4-3-0	19
Nov. 15, 1943	5-3-0	15
Nov. 22, 1943	6-3-0	14
Nov. 29, 1943	7-3-0	13

1944

Oct. 9, 1944	2-0-0	10
Oct. 16, 1944	3-0-0	8
Oct. 23, 1944	4-0-0	5
Oct. 30, 1944	5-0-0	5
Nov. 6, 1944	5-1-0	13
Nov. 13, 1944	6-1-0	9
Nov. 20, 1944	7-1-0	10
Dec. 4, 1944	8-2-0	13

1946

Oct. 21, 1946	3-1-0	15
Oct. 28, 1946	4-1-0	16
Nov. 4, 1946	5-1-0	8
Nov. 11, 1946	6-1-0	7
Nov. 18, 1946	7-1-0	6
Nov. 25, 1946	8-1-0	7
Dec. 2, 1946	8-2-0	11

1947

Oct. 6, 1947	2-0-0	4
Oct. 13, 1947	3-0-0	5
Oct. 20, 1947	4-0-0	7
Oct. 28, 1947	5-0-0	6
Nov. 3, 1947	6-0-0	6
Nov. 10, 1947	7-0-0	6
Nov. 17, 1947	7-1-0	10
Nov. 24, 1947	8-1-0	9
Dec. 1, 1947	9-1-0	9
Dec. 8, 1947	9-1-0	10

1948

Oct. 4, 1948	2-0-0	6
Oct. 11, 1948	3-0-0	7
Oct. 18, 1948	4-0-0	6
Oct. 25, 1948	5-0-0	6
Nov. 1, 1948	6-0-0	6
Nov. 8, 1948	6-1-0	11
Nov. 15, 1948	6-2-0	20
24 consecutive polls		

1951

Oct. 1, 1951	2-0-0	11
Oct. 8, 1951	3-0-0	8
Oct. 15, 1951	4-0-0	5
Oct. 22, 1951	5-0-0	3
Oct. 29, 1951	6-0-0	5
Nov. 5, 1951	6-0-1	8
Nov. 12, 1951	7-0-1	7
Nov. 19, 1951	8-0-1	7
Nov. 26, 1951	9-0-1	6
Dec. 5, 1951	10-0-1	5

1952

Preseason		3
Sept. 29, 1952	2-0-0	6
Oct. 6, 1952	3-0-0	5
Oct. 13, 1952	4-0-0	4
Oct. 22, 1952	5-0-0	5
Oct. 27, 1952	6-0-0	4
Nov. 3, 1952	7-0-0	3
Nov. 10, 1952	8-0-0	2
Nov. 17, 1952	9-0-0	2
Nov. 24, 1952	10-0-0	3
Dec. 1, 1952	11-0-0	2

1953

Preseason		3
Sept. 28, 1953	1-0-1	9
Oct. 5, 1953	2-0-1	10
Oct. 12, 1953	3-0-1	6
Oct. 19, 1953	4-0-1	4
Oct. 26, 1953	4-1-1	8
Nov. 2, 1953	5-1-1	6
Nov. 9, 1953	6-1-1	5
Nov. 16, 1953	6-2-1	12
Nov. 23, 1953	7-2-1	10
Nov. 30, 1953	7-2-1	8

1954

Preseason		7
Sept. 20, 1954	1-0-0	5
34 consecutive polls		
Oct. 11, 1954	3-1-0	19
Oct. 18, 1954	4-1-0	15

1955

Preseason		10
Sept. 19, 1955	1-0-0	2
Sept. 26, 1955	2-0-0	3
Oct. 3, 1955	3-0-0	4
Oct. 10, 1955	4-0-0	5
Oct. 17, 1955	4-1-0	13
Oct. 24, 1955	5-1-0	12
Oct. 31, 1955	6-1-0	8
Nov. 7, 1955	6-1-1	11
Nov. 14, 1955	7-1-1	10
Nov. 21, 1955	7-1-1	9
Nov. 28, 1955	8-1-1	7

1956

Preseason		4
Sept. 24, 1956	1-0-0	2
Oct. 1, 1956	1-0-0	3

Oct. 8, 1956	2-0-0	3
Oct. 15, 1956	3-0-0	3
Oct. 22, 1956	4-0-0	3
Oct. 29, 1956	5-0-0	2
Nov. 5, 1956	6-0-0	2
Nov. 12, 1956	6-1-0	4
Nov. 19, 1956	7-1-0	5
Nov. 26, 1956	8-1-0	4
Dec. 3, 1956	9-1-0	4

1957

Preseason		11
Sept. 23, 1957	1-0-0	3
Sept. 30, 1957	1-0-1	14
Oct. 7, 1957	1-0-1	17
28 consecutive polls		
Nov. 4, 1957	3-2-1	18

1958

Oct. 20, 1958	3-1-1	17
Nov. 10, 1958	5-2-1	20

1959

Sept. 21, 1959	1-0-0	16
Sept. 28, 1959	2-0-0	7
Oct. 5, 1959	3-0-0	3
Oct. 12, 1959	4-0-0	4
Oct. 19, 1959	4-1-0	9
Oct. 26, 1959	5-1-0	9
Nov. 2, 1959	5-2-0	19
Nov. 9, 1959	6-2-0	15

1960

Sept. 19, 1960	1-0-0	13
Sept. 26, 1960	2-0-0	10
Oct. 10, 1960	3-1-0	19

From 1961-67, the Associated Press poll ranked only 10 teams

1961

Oct. 2, 1961	2-0-0	3
Oct. 16, 1961	3-1-0	8
Oct. 23, 1961	4-1-0	9
Oct. 30, 1961	5-1-0	7
Nov. 6, 1961	6-1-0	9
Dec. 4, 1961	7-3-0	13

1962

Sept. 24, 1962	1-0-0	8
Oct. 1, 1962	2-0-0	5

1963

Sept. 23, 1963	1-0-0	9
Sept. 30, 1963	2-0-0	7
Oct. 14, 1963	3-1-0	8

1964

Oct. 26, 1964	6-0-0	8
Nov. 2, 1964	7-0-0	7
Nov. 9, 1964	7-1-0	10

1965

Nov. 1, 1965	5-1-1	7
--------------	-------	---

1966

Sept. 26, 1966	2-0-0	9
Oct. 3, 1966	3-0-0	9
Oct. 10, 1966	4-0-0	7
Oct. 17, 1966	5-0-0	6
Oct. 24, 1966	6-0-0	6
Oct. 31, 1966	7-0-0	5
Nov. 7, 1966	8-0-0	5
Nov. 14, 1966	9-0-0	5
Nov. 21, 1966	9-0-0	5
Nov. 28, 1966	9-1-0	8
Dec. 5, 1966	9-1-0	8

1970

Sept. 21, 1970	2-0-0	19
Sept. 28, 1970	3-0-0	15
Oct. 5, 1970	4-0-0	13
Oct. 12, 1970	4-1-0	16
Nov. 16, 1970	7-3-0	17
Nov. 23, 1970	7-3-0	16
Nov. 30, 1970	8-3-0	13
Dec. 7, 1970	8-3-0	13
Jan. 5, 1971	9-3-0	13

1971

Preseason		17
-----------	--	----

1973

Jan. 3, 1973	7-4-1	20
--------------	-------	----

1978

Nov. 13, 1978	7-2-0	20
---------------	-------	----

1984

Sept. 26, 1984	2-0-0	18
Oct. 2, 1984	3-0-0	12
Oct. 10, 1984	3-1-0	20

1985

Final	9-2-1	19
-------	-------	----

RANKINGS

1990

Date	Record	AP	UPI	USA Today
Sept. 11	1-0-0	NR	25	NR
Oct. 2	3-0-0	23	18	21
Oct. 9	4-0-0	18	15	18
Oct. 16	5-0-0	11	11	12
Oct. 23	5-0-1	16	12	15
Oct. 30	6-0-1	16	14	16
Nov. 6	7-0-1	7	7	6
Nov. 13	8-0-1	4	5	5
Nov. 20	9-0-1	3	3	4
Nov. 27	9-0-1	2	3	4
Dec. 4	10-0-1	2	2	2
FINAL	11-0-1	2	1	2

1991

Date	Record	AP	UPI	USA Today
Preseason	0-0	8	4	6
Sept. 2	0-1	17	14	18
Sept. 9	0-1	17	16	20
Sept. 16	1-1	17	16	19
Sept. 23	2-1	19	18	18
Sept. 30 (17 consecutive polls)	2-2	21	21	23

1992

Date	Record	AP	UPI	USA Today
Preseason	0-0	23	25	23
Aug. 31	0-0	24	25	24
Sept. 7	0-0	24	24	24
Sept. 14	1-0	22	22	20
Sept. 21	1-1	—	—	—
Sept. 28	2-1	23	23	23
Oct. 5	3-1	17	17	17
Oct. 12	4-1	16	15	17
Oct. 19	4-2	19	19	19

1993

Date	Record	AP	USA Today
Oct. 6	4-1	23	NR
Oct. 13	4-1	22	24

1997

Date	Record	AP	USA Today
Oct. 5	3-1	25	NR
Oct. 12	4-1	21	25
FINAL	7-5	25	NR

1998

Date	Record	AP	USA Today
Oct. 11	4-1	25	25
Oct. 18	5-1	20	19
Oct. 25	5-2	23	24
Nov. 1	6-2	23	24
Nov. 8	6-2	22	23
Nov. 15	7-2	21	21
Nov. 22	8-2	17	18
Nov. 29	9-2	12	14
Dec. 6	9-2	12	14
FINAL	10-2	9	11

1999

Date	Record	AP	USA/ESPN	BCS
Preseason	0-0	11	11	
Aug. 30	0-0	10	no poll	
Sept. 5	1-0	10	10	
Sept. 12	1-1	12	13	
Sept. 19	2-1	10	12	
Setp. 26	2-1	9	12	



DEZ WHITE scored three touchdowns in Tech's 1998 victory over sixth-ranked Virginia. White's 54-yard scoring play with 4:40 to play capped a 24-point second-half comeback.

Oct. 3	3-1	7	8
Oct. 10	4-1	8	9
Oct. 17	5-1	8	8
Oct. 24	5-1	8	8
Oct. 31	6-1	7	7
Nov. 7	6-2	13	14
Nov. 14	7-2	14	12
Nov. 21	7-3	20	16
Nov. 28	8-3	17	16
Dec. 5	8-3	17	15
FINAL	8-4	21	20

2000

Date	Record	AP	USA/ESPN	BCS
Oct. 29	6-2	25	NR	23
Nov. 5	6-2	24	NR	22
Nov. 12	7-2	20	22	17
Nov. 19	8-2	18	19	16
Nov. 26	9-2	17	18	13
Dec. 2	9-2	15	17	13
FINAL	9-3	17	19	

2001

Date	Record	AP	USA/ESPN	BCS
Preseason	0-0	10	13	
Aug. 27	1-0	11	14	
Sept. 2	2-0	10	13	
Sept. 9	3-0	10	11	
Sept. 16	3-0		- No Polls -	
Sept. 23	3-0	9		11
Sept. 30	3-1	17		17
Oct. 7	4-1	15		15
Oct. 14	4-2	23		25
Oct. 21	5-2	21		21
Oct. 28	5-2	23		21
Nov. 4	6-2	20		17
Nov. 11	6-3	NR		23
Nov. 18	7-3	21		19
FINAL	8-5	24		NR

TV RANKINGS

Record in TV Games: 107-92-1

1948

hW 13-7	Tulane	WSB (Atlanta only)
hL 6-13	Tennessee	WSB (Atlanta only)
hL 12-14	Alabama	WSB (Atlanta only)

1949

hW 12-7	Vanderbilt	WSB (Atlanta only)
hW 36-0	Washington & Lee	WSB (Atlanta only)
hW 35-21	Auburn	WSB (Atlanta only)
hL 14-27	Duke	WSB (Atlanta only)
hW 13-3	South Carolina	WSB (Atlanta only)
hW 13-6	Georgia	WSB (Atlanta only)

1952

hW 7-3	Alabama	National
nW 24-7	Mississippi (Sugar Bowl)	ABC

1953

nW 42-7	West Virginia (Sugar Bowl)	ABC
---------	----------------------------	-----

1954

hW 20-0	Alabama	National
nW 14-6	Arkansas (Cotton Bowl)	NBC

1955

hW 14-6	Miami	NBC
nW 7-0	Pittsburgh (Sugar Bowl)	ABC

1956

aW 14-6	Kentucky	NBC
nW 21-14	Pittsburgh (Gator Bowl)	CBS

1959

nL 7-14	Arkansas (Gator Bowl)	CBS
---------	-----------------------	-----

1961

nL 15-30	Penn State (Gator Bowl)	CBS
----------	-------------------------	-----

1962

hL 7-10	LSU	NBC
nL 10-14	Missouri (Bluebonnet Bowl)	CBS

1963

hW 9-0	Florida	ABC
--------	---------	-----

1965

nW 31-21	Texas Tech (Gator Bowl)	ABC
----------	-------------------------	-----

1966

hW 6-3	Tennessee	ABC
hL 12-27	Florida (Orange Bowl)	NBC

1967

aL 13-24	Tennessee	ABC-Regional
hL 14-21	Georgia	ABC

1969

hL 20-38	Notre Dame	ABC
----------	------------	-----

1970

nW 17-9	Texas Tech (Sun Bowl)	CBS
---------	-----------------------	-----

1971

hL 24-28	Georgia (Thanksgiving)	ABC
nL 18-41	Mississippi (Peach Bowl)	Mizlou

1972

hL 3-34	Tennessee	ABC
nW 31-30	Iowa State (Liberty Bowl)	ABC

1974

hL 7-31	Notre Dame (Monday)	ABC
hW 27-7	Tulane	ABC-Regional

1975

hL 26-42	Georgia (Thanksgiving)	ABC
----------	------------------------	-----

1976

hL 17-27	South Carolina	ABC-Regional
----------	----------------	--------------

1978

aW 24-10	Auburn	ABC
hW 17-13	Florida	ABC
aL 28-29	Georgia	ABC
nL 21-41	Purdue (Peach Bowl)	CBS

1979

hL 6-30	Alabama	ABC
hL 3-16	Georgia	ABC-Regional

1981

aW 24-21	Alabama	ESPN-Delayed
hL 7-44	Georgia	ABC

1982

hW 31-21	Tennessee	ABC-Regional
----------	-----------	--------------

1983

aL 14-41	Clemson	ESPN-Delayed
hW 31-27	Virginia (Thursday)	WTBS

1984

hW 16-6	Alabama	WTBS
hW 28-21	Clemson	ESPN
hL 22-27	NC State	JP
aW 35-18	Georgia	JP

ABC	33-36
CBS	6-8
NBC	4-4
ESPN/ESPN2	16-21-1
TBS	7-2
JP	31-19
Others	14-6

1985

aW 28-18	NC State	JP
hW 31-0	North Carolina	JP
hL 14-17	Auburn	CBS-Regional
aT 6-6	Tennessee	ESPN
hW 41-10	Wake Forest	JP
hW 20-16	Georgia	WTBS
nW 17-14	Michigan State (All-American Bowl)	WTBS

1986

hL 3-27	Clemson	JP
hW 59-21	NC State	JP
hW 14-13	Tennessee	WTBS
aL 21-24	Wake Forest	JP
aL 24-31	Georgia	WTBS

1987

aL 12-33	Clemson	JP
aL 0-17	NC State	JP
hL 14-23	Virginia	JP
hL 16-30	Georgia	ESPN

1988

aL 16-17	Virginia	JP
hL 6-14	NC State	JP
aL 8-13	Maryland	JP
aL 3-24	Georgia	WTBS

1989

aL 28-38	NC State	JP
hL 10-17	Virginia	JP
hW 43-14	Wake Forest	JP

1990

hW 21-13	NC State	JP
hW 27-3	South Carolina	ESPN
aW 31-3	Maryland	JP
hW 21-19	Clemson	JP
hW 48-31	Duke	JP
aW 41-31	Virginia	CBS
aW 40-23	Georgia	TBS
nW 45-21	Nebraska (Citrus Bowl)	ABC

1991

nL 22-34	Penn State (Kickoff Cl.)	Raycom-National
hW 24-21	Virginia (Thursday)	ESPN
aL 7-9	Clemson	ABC-Regional
aL 21-28	NC State	JP
hW 34-10	Maryland	JP
hW 35-14	North Carolina	JP
hW 27-3	Wake Forest	JP
hL 15-18	Georgia	JP
nW 18-17	Stanford (Aloha Bowl)	ABC

1992

hW 20-16	Clemson	ESPN
hW 16-13	NC State	JP
hL 24-29	Florida State	ESPN
aL 14-26	North Carolina	ABC-Regional
hW 20-17	Duke	JP
aL 17-31	Georgia	ESPN

THURSDAY NIGHT LIVE

Tech has played 17 ESPN Thursday night games in the last 14 years, more than any other school.

vs. NC State, Oct. 6, 2005

1983	Virginia (TBS)	hW	31-27
1991	Virginia	hW	24-21
1993	Virginia	hL	14-35
1994	Arizona	hL	14-19
1995	Arizona (Prime)	aL	19-20
1995	Maryland	hW	31-3
1996	Duke	hW	48-22
1996	Maryland	aL	10-13
1997	North Carolina	hL	13-16
1998	Clemson	aW	24-21
1999	Maryland	hW	49-31
2000	NC State (ot)	aL	23-30
2000	Virginia	hW	35-0
2001	Maryland (ot)	hL	17-20
2001	North Carolina	hW	28-21
2002	Maryland	aL	10-34
2003	Brigham Young	aL	13-24
2003	Maryland	hW	7-3
2004	Virginia Tech	hL	20-34

TV RANKINGS

COLLEGE GAMEDAY COMES TO GEORGIA TECH

Oct. 24, 1998

With 19th-ranked Georgia Tech hosting No. 6 Florida State in a prime-time showdown, ESPN's popular College Gameday brought its road show to Bobby Dodd Stadium/Grant Field. From a field-level stage in the southwest corner of the stadium, ESPN's Chris Fowler (right, with goal post), Lee Corso (below) and Kirk Herbstreit made their predictions, with Tech students and fans cheering (or, in the case of FSU grad Corso, jeering) in the background.



Lee Corso (left) after taking the Rambling Wreck for a drive.



1993

hL 14-35	Virginia (Thursday)	ESPN
aL 0-51	Florida State	ABC-Regional
hL 3-41	North Carolina	ABC-Regional
aL 23-28	NC State	JP
aW 47-14	Duke	JP
aW 38-28	Wake Forest	JP
hL 10-43	Georgia (Thanksgiving)	ABC

1994

hL 14-19	Arizona (Thursday)	ESPN
aL 13-21	NC State	ABC-Regional
aL 24-31	North Carolina	JP
hL 10-41	Florida State	JP
aL 10-20	Clemson	JP
aL 10-48	Georgia (Friday)	ESPN

1995

hW 51-7	Furman	JP
aL 19-20	Arizona (Thursday)	Prime
hW 31-3	Maryland (Thursday)	ESPN
hW 27-25	North Carolina	JP
aL 10-41	Florida State	ABC-Regional
hL 3-24	Clemson	JP
hL 17-18	Georgia (Thanksgiving)	ABC

1996

aW 28-16	NC State	ABC-Regional
aL 0-16	North Carolina	ABC-Regional
hW 48-22	Duke (Thursday)	ESPN
hW 13-7	Virginia	ABC-Regional
aL 25-28	Clemson	ABC-Regional
hW 27-20	Central Florida	Sunshine (PPV)
hL 3-49	Florida State	ESPN
aL 10-13	Maryland (Thursday)	ESPN
aL 10-19	Georgia	CBS-Regional

1997

aL 13-17	Notre Dame	NBC
hW 23-20	Clemson	ESPN
aW 42-14	Boston College	CBS-Regional
hW 27-17	NC State	ABC-Regional
aL 0-38	Florida State	ABC-Regional
hL 13-16	North Carolina (Thursday)	ESPN
aL 31-35	Virginia	ABC-Regional

hW 37-18	Maryland	ABC-Regional
hL 24-27	Georgia	ABC-Regional
nW 35-30	West Virginia (Carquest Bowl)	TBS

1998

hL 31-41	Boston College	ABC-Regional
aW 43-21	North Carolina	ESPN
hW 41-13	Duke	JP
aW 47-24	NC State	ABC-Regional
hW 41-38	Virginia	ABC-Regional
hL 7-34	Florida State	ESPN
aW 31-14	Maryland	JP
aW 24-21	Clemson (Thursday)	ESPN
aW 21-19	Georgia	CBS
nW 35-28	Notre Dame (Gator Bowl)	NBC

1999

aW 49-14	Navy	Fox Net
aL 35-41	Florida State	ABC-Split National
hW 49-31	Maryland (Thursday)	ESPN
hW 31-24	North Carolina	ABC-Regional
aW 38-31	Duke	JP
hW 48-21	NC State	ABC-Regional
aL 38-45	Virginia	ABC-Regional
hW 45-42	Clemson	JP
hW 51-48	Georgia	ABC-Split National
nL 13-28	Miami (Gator Bowl)	NBC

2000

hL 21-26	Florida State	ABC-Split National
hW 40-13	Navy	HTS
aL 23-30	NC State (Thursday)	ESPN
aW 42-28	North Carolina	ABC-Regional
hW 52-20	Wake Forest	JP
hW 45-10	Duke	JP
aW 31-28	Clemson	ABC-Regional
hW 35-0	Virginia (Thursday)	ESPN
aW 35-22	Maryland	JP
aW 27-15	Georgia	CBS-National
nL 14-28	LSU (Chick-fil-A Peach Bowl)	ESPN

2001

nW 13-7	Syracuse (Kickoff Classic)	ABC-National
aW 70-7	Navy	FSNS
hL 44-47	Clemson (ot)	ABC-Regional

hL 17-20	Maryland (Thursday) (ot)	ESPN
hW 27-17	NC State	ABC-Regional
hW 28-21	North Carolina (Thursday)	ESPN
aW 38-33	Wake Forest	JP
hL 17-31	Georgia	ESPN
aL 17-28	Florida State	ESPN
nW 24-14	Stanford (Seattle Bowl)	ESPN

2002

hW 45-3	Vanderbilt	WSMV, Nashville
aW 35-14	Connecticut	YES
aL 19-24	Clemson	ESPN
hW 28-19	Brigham Young	ABC-Regional
aW 21-13	North Carolina	ABC-Regional
aL 21-24	Wake Forest	ABC-Regional
aL 10-34	Maryland (Thursday)	ESPN
hW 23-15	Virginia	ABC-Regional
aW 24-17	NC State	ABC-Regional
hL 13-21	Florida State	ABC-Regional
aL 7-51	Georgia	CBS
nL 21-30	Fresno State (Silicon Valley)	ESPN2

2003

aL 13-24	Brigham Young (Thursday)	ESPN2
hW 17-3	Auburn	ABC-Regional
aL 13-14	Florida State	ABC-Regional
aW 24-17	Vanderbilt (OT)	PPV
hW 29-21	NC State	JP
hW 7-3	Maryland (Thursday)	ESPN
hW 41-24	North Carolina	JP
aL 17-29	Virginia	JP
hL 17-34	Georgia	ABC-Regional
nW 52-10	Tulsa (Humanitarian Bowl)	ESPN2

2004

aW 28-24	Clemson	ABC-Regional
hL 3-27	Miami	ABC-Regional
aW 20-7	Maryland	ABC-Regional
hW 24-7	Duke	JP
hL 20-34	Virginia Tech (Thursday)	ESPN
aW 24-14	NC State	JP
aL 10-30	Virginia	ABC-Regional
aL 13-19	Georgia	CBS
nW 51-14	Syracuse (Champs Sports Bowl)	ESPN