



# 2009-10 GEORGE MASON MEN'S BASKETBALL

## Game 8:

# UNC WILMINGTON (3-4, 0-0) VS. GEORGE MASON (3-4, 0-0)

**Date/Time:** Dec. 5, 5 p.m.  
**Site:** Wilmington, N.C.  
**TV:** MASN  
 Sam Gore (play-by-play)  
 Nate Ross (analyst)  
**Radio:** WTNT 570 AM  
 Bill Rohland (play-by-play)  
 Ric Wilson (analyst)  
**All-time series:** Mason leads, 34-30  
**Last meeting:** 2/25/09, Wilmington, N.C.  
 Mason 53, UNCW 52

## 2009-10 George Mason Schedule and Results

### NOVEMBER

13	FRI	LIBERTY	W, 76-72	1-0
15	SUN	DARTMOUTH	W, 60-44	2-0
19	THU	vs. Villanova^	L, 69-68	2-1
20	FRI	vs. Georgia Tech ^	L, 70-62	2-2
22	SUN	vs. Indiana ^	W, 69-66	3-2
28	Sat	at Tulane	L, 76-71	3-3

### DECEMBER

2	Wed	at GW	L, 66-49	3-4
5	Sat	at UNC Wilmington *		5 p.m.
8	TUE	DAYTON		7 p.m.
12	SAT	CREIGHTON		1 p.m.
22	TUE	VMI		7:30 p.m.
30	Wed	at Radford		7 p.m.

### JANUARY

2	SAT	OLD DOMINION *		Noon
4	MON	HOFSTRA *		7 p.m.
7	Thu	at Northeastern *		7 p.m.
9	SAT	UNC WILMINGTON *		4 p.m.
13	WED	GEORGIA STATE *		7 p.m.
16	Sat	at James Madison *		2 p.m.
19	Tue	at Hofstra *		7 p.m.
23	Sat	at Towson *		4 p.m.
27	WED	DELAWARE *		7 p.m.
30	SAT	JAMES MADISON *		Noon

### FEBRUARY

3	Wed	at Georgia State *		7 p.m.
6	Sat	at Drexel *		4 p.m.
9	TUE	VCU *		7 p.m.
13	Sat	at Old Dominion *		4 p.m.
16	TUE	WILLIAM & MARY *		7 p.m.
20	SAT	ESPN BRACKETBUSTER		TBD
24	Wed	at Delaware *		7 p.m.
27	SAT	NORTHEASTERN *		12/4 p.m.

### MARCH

5-8	CAA Championship			TBD
	at Richmond Col. (Richmond, Va.)			

\* - CAA Game

^ - Puerto Rico Tip-Off in San Juan, P.R.

**SCOUTING UNCW:** After opening the season with a 1-4 record, the Seahawks have won back-to-back games to improve to 3-4 on the season. The season opened with a road loss at Appalachian State and a home defeat at the hands of George Washington. After beating Penn State at the Charleston Classic, UNCW fell to Miami and South Florida. A home win over VMI and a road win at Elon followed.

The Seahawks are averaging 78 points per game while allowing 73.7. They are shooting 48.8 percent from the field and 38.8 percent from 3-point range while allowing teams to shoot 42.4 percent from the field and just 24.5 percent from behind the arc.

Chad Tomko is averaging 16.5 points and 4.8 assists while shooting better than 52 percent from the field. John Fields is averaging 14.8 points and 8.8 rebounds with 2.5 blocks while shooting 65 percent from the field. Johnny Wolf is averaging 8.3 points while shooting 84 percent from the free throw line.

The Seahawks were swept in the season series last year as Mason won at Trask Coliseum for the second time under head coach Jim Larranaga. Mason's two wins at UNCW under Coach L have come by a combined three points.

The Patriots have actually won the past

three meetings between the teams dating back to the 2008 CAA Tournament when Mason eliminated the Seahawks in the semifinals en route to the CAA title.

**LAST TIME OUT:** George Mason played George Washington for the first time in 11 years and the Patriots were unable to get their first-ever win at Smith Center as the Colonials improved to 9-0 at home against Mason. George Washington beat the Patriots, 66-49 after leading by as many as 26 in the second half.

The Colonials opened the second half with an 18-2 run to effectively end the game. Damian Hollis had a career-high 25 points for George Washington which shot 46.8 percent from the field and outrebounded Mason 43-30, including 18 offensive rebounds. Those rebounds along with 14 steals gave GW 62 shots to Mason's 46.

Luke Hancock set a new career high with 15 points while Kevin Foster had nine points and four rebounds. Isaiah Tate added eight points and three rebounds.

Mason played without starters Andre Cornelius and Ryan Pearson who were suspended for the game after violating team rules. They will return to the starting lineup on Saturday.

## George Mason's Probable Starters

No.	Name	Pos.	Yr.	Ht.	PPG	RPG	Notes
13	Isaiah Tate	G	Jr.	6'4"	1.6	1.0	Averaging 10.2 minutes per game
20	Cam Long	G	Jr.	6'4"	12.1	2.7	Leads the team in scoring, steals
22	Mike Morrison	F	So.	6'9"	8.3	7.1	Leads team in rebounds, blocks
24	Ryan Pearson	F	So.	6'6"	9.8	5.7	Third on team in scoring, reb.
45	Andre Cornelius	G	So.	5'10"	19.7	2.2	Leads team in 3-pointers

## Key Reserves

No.	Name	Pos.	Yr.	Ht.	PPG	RPG	Notes
1	Paris Bennett	F	Fr.	6'6"	0.0	0.5	Played in the Capital Classic
3	Kevin Foster	F	Fr.-RS	6'7"	7.0	5.4	Top four on team in reb., blocks
4	Vertrail Vaughns	G	Fr.	6'2"	1.5	0.3	Is averaging 6.7 minutes
10	Jimmy Nolan	F	So.	6'0"	0.0	0.0	Appeared in six games in 08-09
14	Luke Hancock	F	Fr.	6'5"	11.1	5.3	Twice named CAA Rookie of Week
15	Sherrod Wright	G	Fr.	6'4"	2.7	1.0	Second on team in FT made
23	Rashad Whack	G	Fr.	6'2"	1.0	0.7	Started against Villanova
32	Johnny Williams	F	Fr.	6'8"	2.2	2.7	Averaging 9.8 minutes per game
33	Louis Birdsong	F	Sr.	6'6"	1.9	1.1	Mason's only senior

# GEORGE MASON GAME NOTES

## COLONIAL ATHLETIC ASSOCIATION

### 2009-2010 STANDINGS (through 12/4)

	CAA		Overall	
	W	L	W	L
Va. Commonwealth	0	0	5	1
William & Mary	0	0	5	2
James Madison	0	0	4	2
Hofstra	0	0	4	3
Old Dominion	0	0	4	3
Georgia State	0	0	4	4
George Mason	0	0	3	4
UNC Wilmington	0	0	3	4
Northeastern	0	0	2	3
Towson	0	0	2	3
Drexel	0	0	3	5
Delaware	0	0	1	5

### 2009-10 STAT LEADERS

Scoring	G	Pts.	PPG
Charles Jenkins, HOF	7	146	20.9
Jawan Carter, DEL	6	117	19.5
David Schneider, W&M	7	127	18.1
Chad Tomko, UNCW	6	99	16.5
Matt Janning, NU	5	79	15.8

Rebounding	G	Reb.	RPG
John Fields, UNCW	6	53	8.8
Nkem Ojougboh, NU	5	44	8.8
Marcus Kitts, W&M	7	53	7.6
Larry Sanders, VCU	6	44	7.3
Ousman Krubally, GSU	8	58	7.3
<b>M. Morrison, MASON</b>	<b>7</b>	<b>50</b>	<b>7.1</b>

Field Goal Percentage	G	FG	Pct.
John Fields, UNCW	6	39-60	.650
Larry Sanders, VCU	6	30-54	.556
<b>Luke Hancock, MASON</b>	<b>7</b>	<b>29-54</b>	<b>.537</b>
Chad Tomko, UNCW	6	33-63	.524
Quinn McDowell, W&M	7	33-64	.516

3-Pt FG Percentage	G	3FG	Pct.
<b>A. Cornelius, MASON</b>	<b>6</b>	<b>11-22</b>	<b>.500</b>
Charles Jenkins, HOF	7	13-27	.481
Josh Thornton, TOW	5	19-41	.463
Bradford Burgess, VCU	6	10-23	.435

Blocked	G	Bl.	BPG
Larry Sanders, VCU	6	18	3.0
John Fields, UNCW	6	15	2.5
Greg Washington, HOF	7	15	2.1
<b>M. Morrison, MASON</b>	<b>7</b>	<b>14</b>	<b>2.0</b>
Halil Kanacevic, HOF	7	13	1.9

**CREAM OF THE CAA CROP:** There have been several hallmarks to the Jim Larranaga era at George Mason. First and foremost among those is success in conference and postseason play.

Over the past 12-plus seasons, the Patriots have been the CAA's top team in terms of postseason wins, conference wins, CAA winning percentage and NCAA/NIT appearance and they are second in overall wins and winning percentage. The chart below shows the top three teams in the CAA over the past 12-plus seasons and how they stack up in the aforementioned categories.

	Mason	ODU	VCU
<b>CAA Wins</b>	<b>137</b>	125	134
<b>CAA Win %</b>	<b>.659</b>	.601	.644
<b>Overall Wins</b>	232	226	<b>234</b>
<b>Overall Win %</b>	.614	.587	<b>.624</b>
<b>Postseason Wins</b>	<b>23</b>	18	19
<b>NCAA/NIT App.</b>	<b>7</b>	4	5

## PRESEASON CAA PREDICTIONS

Every year, the CAA's coaches, sports information directors and members of the media that cover the conference vote on what they think will happen in the coming season. Here is how they voted this season, on the order of finish for teams and the league's top performers.

1. Old Dominion
2. Northeastern
3. VCU
4. **GEORGE MASON**
5. James Madison
6. Hofstra
7. Drexel
8. Georgia State
9. Towson
10. William & Mary
11. Delaware
12. UNC Wilmington

### FIRST TEAM ALL-CAA

Matt Janning (Northeastern), Charles Jenkins (Hofstra), Gerald Lee (Old Dominion), **Cam Long (MASON)**, Larry Sanders (VCU).

### SECOND TEAM ALL-CAA

Manny Adako (Northeastern), Joe Dukes (Georgia State), David Schneider (William & Mary), Chad Tomko (UNC Wilmington), Julius Wells (James Madison)

### CO-PLAYERS OF THE YEAR:

Charles Jenkins (Hofstra) and Gerald Lee (Old Dominion)

**SENIOR LEADER:** This is the youngest Mason team since the 2004-05 season when the Patriots entered the year with no seniors on their roster. This season, Mason has just one senior, Louis Birdsong. The forward has played in 104 games and has been a consistent starter since 2007-08 when he was a sophomore.

Mason also has just two juniors on the team in Cam Long and Isaiah Tate. The other four returning players are sophomores meaning that seven of 14 players are in their first season on the court.

Birdsong's best game this year came in the season opener against Liberty when he had five points, four rebounds and a block.

## Conference Breakdown

Over the past 12-plus seasons, the Patriots have faced teams from all across the United States. With 31 conferences participating in NCAA Division I basketball, Mason has certainly done its best to get around. The Patriots have played teams from 26 of the 31 conferences, as well as an independent school, since Jim Larranaga became head coach. Here is how Mason has fared against each conference under Larranaga:

Conference	W	L	Pct.
America East	9	1	.900
Atlantic-10	6	7	.462
ACC	1	9	.100
BIG EAST	1	5	.167
Big South	8	1	.889
Big Ten	2	5	.286
Big XII	1	0	1.000
Big West	1	0	1.000
CAA	154	80	.658
Conference USA	4	4	.500
Horizon	2	2	.500
Independents	1	0	1.000
Ivy	2	0	1.000
MAAC	7	3	.700
MEAC	9	1	.900
Mid-American	5	9	.357
Missouri Valley	2	6	.250
Mountain West	0	1	.000
Northeast	2	1	.667
Ohio Valley	3	0	1.000
Pac 10	0	1	.000
Patriot	4	2	.667
SEC	4	3	.571
Southern	0	2	.000
Southland	1	1	.500
Sun Belt	2	1	.667
West Coast	1	1	.500

**Have not faced:** Atlantic Sun, Big Sky, Mid Continent, SWAC, Western Athletic.

# GEORGE MASON GAME NOTES

**GREAT EXPECTATIONS:** Cam Long was named first-team preseason All-CAA this past October after being named third-team All-CAA last season.

The junior point guard led Mason in scoring, assists, steals and 3-point shooting percentage last season and during the summer, he participated at the Chris Paul Elite Guard Camp where he worked with some of the top collegiate and high school point guards in the nation.

In 2008-09, Long started all 33 games for the Patriots averaging 11.7 points, 4.8 rebounds, 3.2 assists and 1.1 steals while shooting 40.4 percent from 3-point range.

In the season opener against Liberty, Long had seven points, five assists and no turnovers in just 20 minutes of action as he left early in the second half with leg cramps. Leg cramps plagued him against Dartmouth and Villanova as well. He finally broke out against Indiana with 18 points, five rebounds, three assists and three steals including the game-winning 3-pointer. Against Tulane, he tied his career high with 24 points while also handing out five assists with two steals.

**GETTING BETTER ALL THE TIME:** Entering his third season, junior guard Isaiah Tate looks to continue the improvement he showed from his freshman to sophomore seasons.

After playing 22 games as a freshman, Tate played in 28 games last year and nearly doubled his numbers in every category. That included more than nine minutes of action per game. Tate scored a career-high 10 points last season against Delaware while grabbing a career-high six rebounds in the CAA Tournament against Towson.

Against Liberty in the season opener,

STAT COMPARISON MASON VS. UNCW		
MASON	2009-10 Stats	UNCW
3-4	Overall Record	3-4
65.0	Scoring Offense	78.0
66.1	Scoring Defense	73.7
-1.1	Point Margin	+4.3
35.9	Rebound Avg.	38.0
39.6	Opponent Rebound Avg.	37.1
-3.7	Rebounding Margin	+0.9
.408	FG%	.488
.413	Opponent FG%	.424
.339	3-Point FG%	.388
.382	Opponent 3-Point FG%	.245
.634	FT%	.687
.611	Opponent FT%	.615
4.3	Block Avg.	5.3
6.3	Steal Avg.	6.1
11.3	Assist Avg.	15.6
15.7	Turnover Avg.	16.7
+0.6	Turnover Margin	-2.6

Tate had two rebounds an assist and a steal in 13 minutes, attempting one shot, a 3-pointer. Against GW, he played a career-high 28 minutes and had eight points and three rebounds.

**STEPPING UP:** After seeing action in all 33 games as a freshman, including three starts, Andre Cornelius moves into the starting lineup this season.

The sophomore averaged 5.5 points in fewer than 19 minutes of action. He drained 22 3-pointers and handed out 48 assists with

2009-10 STAT LEADERS		
<b>Scoring</b>	<b>Points</b>	<b>Avg.</b>
Cam Long	85	12.1
Luke Hancock	78	11.1
Ryan Pearson	59	9.8
Andre Cornelius	58	9.7
Mike Morrison	58	8.3
Kevin Foster	49	7.0
<b>Rebounding</b>	<b>Rebounds Avg.</b>	
Mike Morrison	50	7.1
Ryan Pearson	34	5.7
Kevin Foster	38	5.4
Luke Hancock	37	5.3
Cam Long	19	2.7
<b>Assists</b>	<b>Assists</b>	<b>Avg.</b>
Luke Hancock	21	3.0
Cam Long	19	2.7
Andre Cornelius	11	1.8
Ryan Pearson	8	1.3
<b>Steals</b>	<b>Steals</b>	<b>Avg.</b>
Cam Long	10	1.4
Luke Hancock	6	0.9
Ryan Pearson	5	0.8
Kevin Foster	5	0.7
Sherrod Wright	5	0.7
<b>Blocks</b>	<b>Blocks</b>	<b>Avg.</b>
Mike Morrison	14	2.0
Kevin Foster	5	0.7
Ryan Pearson	3	0.5
Louis Birdsong	3	0.4
<b>Minutes</b>	<b>Min.</b>	<b>Avg.</b>
Luke Hancock	198	28.3
Cam Long	191	27.3
Andre Cornelius	165	27.5
Ryan Pearson	157	26.2
Mike Morrison	160	22.9
<b>FG Pct</b>	<b>FGM-FGA</b>	<b>Pct.</b>
Luke Hancock	29-54	.537
Mike Morrison	24-46	.522
Ryan Pearson	23-47	.489
Cam Long	28-72	.389
<b>3-Pt FG Pct.</b>	<b>3PM-3PA</b>	<b>Pct.</b>
Andre Cornelius	11-22	.500
Cam Long	9-24	.375
<b>FT Pct.</b>	<b>FTM-FTA</b>	<b>Pct.</b>
Andre Cornelius	11-14	.786
Cam Long	20-28	.714
Ryan Pearson	9-13	.692
Luke Hancock	15-22	.682
Sherrod Wright	12-28	.667
Kevin Foster	11-19	.579

## HOME IS WHERE THE WINS ARE

Over the past 12 seasons, the Patriots have been very difficult to beat at Patriot Center. Prior to the 2006-07 season, Mason had a streak of eight straight seasons with 10 or more home wins. Over that same stretch, Mason has had two winning road records, 2001-02 and 2005-06. The following is Mason's home and road records, both overall and in Colonial Athletic Association action, over the past 12 seasons.

Year	Home	Road	Neutral	CAA Home	CAA Road
1998-99	11-2	5-8	3-1	8-0	5-3
1999-2000	12-1	6-8	1-2	8-0	4-4
2000-01	10-1	6-9	2-2	7-1	4-4
2001-02	11-3	7-6	1-1	8-1	5-4
2002-03	10-3	6-8	0-1	7-2	4-5
2003-04	14-1	7-8	2-1	8-1	4-5
2004-05	10-2	5-8	1-3	7-2	3-6
2005-06	12-1	8-5	7-2	9-0	6-3
2006-07	7-6	7-7	4-2	5-4	4-5
2007-08	13-1	5-7	5-3	8-1	4-5
2008-09	14-0	6-9	2-2	9-0	4-5
2009-10	2-0	0-2	1-2	0-0	0-0

# GEORGE MASON GAME NOTES

18 steals. He scored a career-high 19 points against East Carolina last season in his first trip to his home state.

In Mason's lone exhibition this season, against Virginia State, he scored a game-high 22 points on 9 of 11 shooting while going 4 of 6 from 3-point range. He showed that his production in that game was no flash in the pan as he led the Patriots in scoring against Liberty. Cornelius had 17 points on 4 of 6 shooting from 3-point range and he had four assists and two rebounds. His assist to Louis Birdsong with a little more than two minutes to play helped Mason stop a Liberty run and he followed it with three free throws in the final 25 seconds helped ice the game.

Against Dartmouth, he was held scoreless but played strong defense and handed out two assists. He rebounded with 13 points and no turnovers against Villanova, 11 points against Georgia Tech and nine points against Indiana. At Tulane, he had a career-high six rebounds and three steals. For the season, he is shooting 50 percent from 3-point range (11 of 22), tops in the CAA.

**IMPOSING PRESENCE:** After seeing limited time early in his freshman season, Mike Morrison turned things on in a big way down the stretch. Over the final 10 games of the season, Morrison averaged 5.7 points, 3.5 assists and more than one block per game. He shot better than 50 percent over that stretch as well.

For the season, Morrison averaged 4.0 points, 2.5 rebounds and he blocked 21 shots, second-most on the team. He shot 55 of 101 from the field and appeared in 31 games, playing fewer than 11 minutes per game.

He picked up this season where he left off last year. Against Liberty, he had 12 points on 5 of 10 shooting with seven rebounds and a game-high three blocks. Against Dartmouth, he recorded his first career double-double, scoring 11 points with 10 boards, including six on the offensive glass. He did that damage in just 20 minutes of action. He had a career day against Indiana with 17 points, 13 rebounds and a single-game Puerto Rico Tip-Off Tournament record seven blocks, all career highs.

Morrison currently leads the team in rebounding and blocks with 7.1 boards and 2.0 blocks per game, both among the Colonial Athletic Association's leaders.

**FAN FAVORITE:** Jimmy Nolan has played in just seven games at Mason, but his fan club page on Facebook has nearly as many members as Cam Long's. Nolan, a walk-on, played in just six games as a freshman but his every appearance drew excitement from the stu-

dent fans. This season, he played two minutes against Dartmouth missing his only shot.

**IMPACT PLAYER:** Ryan Pearson played in 32 games as a freshman with one start and despite averaging just 17 minutes per game, he made a big impact on the floor. He was selected to the CAA All-Rookie Team, the first such honor for a Mason player since 2004-05 when the Patriots placed three on the All-Rookie Team.

Pearson averaged 7.0 points, 3.6 rebounds and shot 48.8 percent from the field. He was twice named CAA Rookie of the Week and he recorded a double-double. Pearson scored a career-high 18 points against ODU and had a career-high 13 rebounds vs. Tulane.

In the season opener against Liberty, Pearson led the team with eight rebounds and two steals. He also scored 12 points and was a sterling 6 of 6 from the free throw line.

He was even better against Dartmouth, leading the team with a career-high 19 points and finishing with his second career double-double as he also had 10 rebounds, two assists, two blocks and two steals. Against Villanova he led the team in scoring and rebounding and at Tulane, he set a career high for assists.

**FOSTERING CONFIDENCE:** Kevin Foster is in his second season with the Patriots but the season opener against Liberty was the first time he took the court. He earned a redshirt and spent the year learning.

Against the Flames, he came off the bench to play 16 minutes and grab six rebounds while scoring five points. Against Dartmouth, he played 17 minutes with four rebounds, two points and two blocks. Facing Villanova, he had eight points and seven rebounds in 16 minutes. Against Georgia Tech, he led the team with 15 points and nine rebounds and in just 19 minutes against Indiana, he had eight points. Foster scored nine iwht four rebounds in 26 minutes at GW.

**ROOM TO GROW:** Paris Bennett made his Mason debut against Dartmouth, playing four minutes. He played seven minutes with a rebound at GW. Bennett was named the top small forward recruit in the CAA by Rivals.com and he was rated three stars by both Scout.com and Rivals.com. He was rated as the #65 small forward in the nation by ESPN.com.

**COOL HAND LUKE:** Luke Hancock may be a freshman, but he didn't play like one in the season opener against Liberty. Coming off the bench, Hancock played 23 minutes scoring 11 points, grabbing four rebounds with two assists, a block and a steal. He had a

## 2009-10 MASON RECORD WHEN...

Mason led at the half	2-2
Mason trailed at the half	1-2
Mason led with 5:00 to play	2-0
Mason trailed with 5:00 to play	0-3
Teams are tied with 5:00 to play	1-1
Mason won opening tip	2-1
Opposition won opening tip	1-3
Mason outrebounded opposition	1-0
Opposition outrebounded Mason	1-3
Teams were equal in rebounding	1-1
Mason shot 45 percent or better	1-1
Mason shot less than 45 percent	2-3
Mason had better shooting pct.	2-1
Opposition had better shooting pct.	0-3
Teams were even in shooting pct.	1-0
Mason shot 70% FT or better	0-2
Mason shot less than 70% FT	3-2
Mason shot better from FT line	1-4
Opposition shot better from FT line	2-0
Mason scored 70 points or more	1-1
Mason scored fewer than 70 points	2-3
Opposition scored 70 points or more	2-2
Opposition scored fewer than 70 points	1-2
Game went to overtime	0-0
Game decided by 1-2 points	0-1
Game decided by 3-5 points	2-1
Game decided by 6-9 points	0-1
Game decided by 10-15 points	0-0
Game decided by 15 or more points	1-1
Long led team in scoring	1-1
Cornelius led team in scoring	1-0
Pearson led team in scoring	1-1
Others led team in scoring	0-2
Pearson led team in rebounding	2-1
Morrison led team in rebounding	2-1
Others led team in rebounding	0-2
Long led team in assists	1-1
Cornelius led team in assists	1-1
Others led team in assists	2-3
Opponent was better than .500	0-3
Opponent was less than .500	1-1
Opponent had .500 record	2-0
Four or more scored in double figures	1-0
Three or fewer scored in double figures	2-4
Day (game began before 6 p.m.)	2-3
Night (game began 6 p.m. or later)	1-1
November	3-3
December	0-1
Monday	0-0
Tuesday	0-0
Wednesday	0-1
Thursday	0-1
Friday	1-0
Saturday	0-1
Sunday	2-0
Televised game	1-3
Mason wore green	1-2
Mason wore white	2-1
Mason wore gold	0-1
Opposition was ranked in top 25	0-2

# GEORGE MASON GAME NOTES

sensational dunk in traffic and made an off-balance shot-clocking beating basket in the final minute to help seal the win.

Against Dartmouth, Hancock played even better. He scored 12 points, including three reverse layups during a big second-half run that helped Mason put the game away. He also had four rebounds and two steals.

On Nov. 16, Hancock was named CAA Rookie of the Week. He repeated the honor on Nov. 23 earning Co-Rookie of the Week. That came after playing three straight BCS teams. Against Villanova, Hancock had nine points, five rebounds and two assists. Against Georgia Tech, he nearly had a triple-double with eight points, nine rebounds and seven assists. Against Indiana, he had nine points, eight rebounds and eight assists. He set career highs for points in back-to-back games, first with 14 at Tulane, then with 15 at GW.

Hancock is top two on the team in scoring and assists averaging 11.1 points and 3.0 assists. He is shooting 53.7 percent from the field, among the top five in the CAA, and he is averaging 5.3 rebounds as well.

**BUDDING FLOOR GENERAL:** Freshman Vertrail Vaughns played just three minutes for Mason in the season opener against Liberty, but the guard made the most of his time on the floor. In just three minutes of action, he scored three points, getting to the free throw line for four attempts of which he converted at a 75 percent clip.

Against Dartmouth, he played 10 minutes with a rebound but no points. Vaughns played at Mesquite High School and was rated #58 in the nation at his position by ESPN.com.

**DEFENSIVE-MINDED:** Freshman Rashad Whack earned a start against Villanova after showing a dedication to defense in practice. He played 14 minutes, had two points and a steal. His free throw iced the game against Indiana. Against GW, he had three points in four minutes.

Whack was named the top shooting guard prospect in the CAA by Rivals.com and ESPN.com rated him as the #59 shooting guard in the nation.

**BUILDING BLOCKS:** Freshman Johnny Williams took the floor for the first time as a collegiate player against Dartmouth and he showed that perhaps he won't need much time to get accustomed to the college game. He played just 11 minutes but scored seven points while grabbing four rebounds. He was 2 of 4 from the field and 3 of 4 from the free throw line. He had four boards in just four minutes against Indiana.

Williams was rated the top power forward

prospect in the CAA by Rivals.com and he earned three stars from both Rivals.com and Scout.com. He is the second-highest rated recruit in the CAA according to ESPN.com and it rated him #36 in the nation at power forward.

**WRIGHT STUFF:** Freshman Sherrod Wright had an impact in Mason's season opening win over Liberty. The guard scored four points on a 3-pointer and a free throw. He also had a rebound in nine minutes of action off the bench. Against Dartmouth, he played 11 minutes with four rebounds and a steal but was 0 for 2 from the field. He had five points (all on free throws) against Villanova and six points against Georgia Tech.

Wright signed with the Patriots in April after earning Mr. Basketball honors in Section 1 by the Tri-County Basketball Coaches Association. Among shooting guards, he was ranked 32nd in the nation by ESPN.com and 35th by Scout.com.

**SEVENTY = SUCCESS:** There are several hallmarks to George Mason basketball under head coach Jim Larranaga. First and foremost is that the Patriots traditionally fare well in a high-scoring affair. In fact, the Patriots have only lost once in the past 12-plus seasons on an occasion when they scored 90 points or more. On November 21, 1998, Mason fell on the road at Fairfield, 93-91 in the AT&T Shootout. Since then, Mason has gone 14-0 when scoring 90-plus points. Here is a breakdown of Mason's record under Larranaga in terms of points scored:

	W	L	Win Pct.
100-plus	4	0	1.000
90-99	10	1	.909
80-89	43	8	.843
70-79	89	23	.795
60-69	65	45	.591
50-59	18	52	.257
Less than 50	2	17	.105

Mason is 146-32 (.820) when scoring 70 or more points, 19-70 (.213) when scoring 59 or fewer.

On the flip side of the team's record when scoring 70 or more is how the team fares when holding the opposition to fewer than 70. Mason enjoys nearly equal success when the defense limits the opposition to fewer than 70. Here is a breakdown of Mason's record under Larranaga in terms of points allowed:

	W	L	Win Pct.
100-plus	0	2	.000
90-99	1	3	.250
80-89	6	24	.200
70-79	32	51	.386
60-69	79	51	.608
50-59	83	15	.848
Less than 50	29	0	1.000

Mason is 191-66 (.743) when allowing fewer than 70 points, 7-29 (.194) when allowing 80 or more points.

**ONE GAME AT A TIME:** The George Mason men's basketball team has suffered 146 losses under head coach Jim Larranaga in his 12-plus seasons as head coach of the Patriots. One hallmark of a well-coached team is a group's ability to put a loss behind it and focus on the next challenge.

Very few teams finish the season with a win - the NCAA and NIT champions are traditionally the only ones that manage that feat. Over the past 12-plus seasons, Mason has suffered 133 losses in which the team retook the court that season. In those games, Mason has rattled off an 88-45 record, good for a .662 winning percentage. That winning percentage is significantly better than Mason's overall winning percentage under Larranaga (.614).

Not only are the Patriots more focused and harder to beat after they've suffered a loss, they're also particularly hard to beat after suffering a road loss. The Patriots are 63-30 after road losses, which translates into a .677 winning percentage.

Here's a look at Mason's performance after a loss under Larranaga:

Year	Rec. after loss	Rec. after road loss
97-98	6-11	4-6
98-99	5-5	4-4
99-00	7-3	5-3
00-01	8-3	7-2
01-02	6-3	5-1
02-03	6-5	4-4
03-04	8-1	6-1
04-05	7-5	4-4
05-06	6-1	4-1
06-07	11-3	6-1
07-08	10-0	7-0
08-09	7-3	7-2
09-10	1-2	0-1
Totals	88-45	63-30

Beginning with Larranaga's second season, Mason is 82-34 after a loss (.707) and 59-24 (.711) after a road loss.

**SIGNED AND SEALED:** The Patriots signed Jonathan Arledge to a National Letter-of-Intent on Nov. 11 as the Patriots signed the 6-foot-9, 230-pound forward from Washington D.C. Arledge will matriculate to the university in the fall of 2010 and begin playing for the Patriots in 2010-2011.

Arledge will come to Mason from KIMA (Kamit Institute for Magnificent Achievers) High School where he will be a senior this season. Last year as a junior, he averaged 11.9 points, 11.0 rebounds and 2.0 blocks.

# 2009-10 BOX SCORES

## GEORGE MASON 76, LIBERTY 72

The George Mason men's basketball team played without its leader for nearly the entire second half and weathered a big Liberty onslaught, but in the closing two and a half minutes, the Patriots answered the challenge, beating the Flames 76-72 in front of a crowd of more than 6,000 at Patriot Center. It was the 2009-2010 season opener for both teams.

The victory was Mason's 17th straight at Patriot Center. That ties the school's Division I record for consecutive home wins.

Cam Long left the game with 18:05 to play with leg cramps and Mason ahead 47-34. The Patriots were able to go ahead by as many as 19 before Liberty used a 31-15 run to close to within three, 68-65, with 2:31 to play. But Andre Cornelius found Louis Birdsong inside for an easy basket and Mike Morrison added a free throw to make it a six-point game. After a Liberty free throw, freshman Luke Hancock scored a big basket as the shot clock expired to make it 73-66. A Kyle Ohman 3-pointer made it 73-69 but Mason made its free throws down the stretch to seal the victory.

## GEORGE MASON 60, DARTMOUTH 44

The George Mason men's basketball team won its 18th straight home game and started the 2009-2010 season 2-0 after the Patriots used a big second-half run to put away the Dartmouth Big Green, 60-44 at Patriot Center. Ahead 32-30, with 13:43 to go, Mason used a 23-6 run to break the contest open.

Ryan Pearson had a career-high 19 points and his 10 rebounds gave him his second double-double. Mike Morrison had his first career double-double with 11 points and 10 rebounds. After scoring 11 in his collegiate debut, Luke Hancock scored 12 on Sunday. The Patriots outrebounded Dartmouth, 46-31 giving them 10 more shots. With turnovers and shooting percentage close to even, that turned out to be a big advantage.

Mason was finally able to get some separation midway through the second half. First Mike Morrison made a free throw to put the Patriots ahead, 33-30. Then Luke Hancock stole the ball at halfcourt, converted a reverse layup and drained a free throw to put Mason up by six. A Ryan Pearson 3-pointer followed off a Dartmouth miss and then another steal led to a Morrison basket in the lane to give the Patriots their first double-digit lead of the game.

## VILLANOVA 69, GEORGE MASON 68

The George Mason men's basketball team led for nearly the entire game on Thursday afternoon against fifth-ranked Villanova, but the Wildcats made a pair of 3-pointers in the final minute and the Patriots were unable to get a shot off in the closing seconds as Villanova beat the Patriots, 69-68 in the Puerto Rico Tip-Off in San Juan.

After Luke Hancock's free throw with 47 seconds to play gave Mason a 67-63 lead, Maalik Wayns' trey made it 67-66. Sherrod Wright made a free throw on Mason's next possession, but Isaiah Armwood who played just four minutes and was on the floor after four Villanova players had fouled out, hoisted a 3-pointer that went in to make it 69-68 with 17 seconds to play. The Patriots called a timeout with 13 seconds to go but could not get a shot off on the ensuing possession.

The Patriots played down the stretch with a lineup that included Hancock and Wright, both freshmen, Ryan Pearson and Andre Cornelius, both sophomores, and alternately sophomore Mike Morrison and redshirt freshman Kevin Foster. They never backed down from Villanova, which returned four starters from last year's Final Four team and is ranked fifth in the nation by the Associated Press and sixth in the ESPN/USA Today Coaches Poll.

### GEORGE MASON 76, LIBERTY 72

Patriot Center, Fairfax, Va., 11/13/09

#### LIBERTY (0-1)

Name	fg	3fg	ft	pt	reb	as	bk	st	min
Baker	1-2	0-1	0-0	2	4	1	0	0	10
Ohman	9-17	4-5	1-3	23	7	3	0	1	36
Perez	2-2	0-0	1-2	5	1	1	0	1	18
Minaya	4-14	2-3	2-2	12	4	0	1	1	29
Sanders	5-7	1-2	4-6	15	7	4	0	1	30
Gordon	1-6	1-3	3-4	6	5	4	0	0	23
Anderson	1-5	1-5	0-0	3	3	0	0	1	16
Konan	0-0	0-0	0-0	0	0	0	0	0	4
Burrus	0-0	0-0	0-0	0	0	0	0	0	4
McMasters	2-5	0-0	2-2	6	6	3	2	0	30
<b>Totals</b>	<b>25-58</b>	<b>9-19</b>	<b>13-19</b>	<b>72</b>	<b>38</b>	<b>16</b>	<b>3</b>	<b>5</b>	<b>200</b>

#### MASON (1-0)

Name	fg	3fg	ft	pt	reb	as	bk	st	min
Morrison	5-10	0-0	2-7	12	7	2	3	1	30
Pearson	3-8	0-2	6-6	12	8	1	0	2	27
Birdsong	2-8	1-3	0-0	5	4	1	1	0	28
Long	3-7	1-2	0-0	7	3	5	0	1	20
Cornelius	4-7	4-6	5-6	17	2	4	0	0	31
Foster	2-6	0-0	1-2	5	6	0	1	0	16
Vaughns	0-1	0-1	3-4	3	0	0	0	0	3
Tate	0-1	0-1	0-0	0	2	1	0	1	13
Hancock	5-8	1-1	0-1	11	4	2	1	1	23
Wright	1-2	1-1	1-2	4	1	0	0	0	9
<b>Totals</b>	<b>25-58</b>	<b>8-17</b>	<b>18-28</b>	<b>76</b>	<b>38</b>	<b>16</b>	<b>6</b>	<b>6</b>	<b>200</b>

Half: Mason 40, Liberty 27 Attendance - 6,014

### GEORGE MASON 60, DARTMOUTH 44

Patriot Center, Fairfax, Va., 11/15/09

#### DARTMOUTH (0-2)

Name	fg	3fg	ft	pt	reb	as	bk	st	min
Rufful	4-11	3-4	2-4	13	3	1	0	0	21
Riddle	2-7	0-2	1-2	5	0	2	1	3	28
Weeden	0-0	0-0	0-0	0	2	0	0	0	6
Trotter	2-8	2-5	1-2	7	0	2	0	1	31
Sanders	0-4	0-0	1-6	1	1	3	0	1	28
Kouna	0-2	0-0	0-0	0	2	0	0	0	4
Griffin	1-1	1-1	0-0	3	0	0	0	0	2
Mathis	0-2	0-0	0-0	0	1	0	0	0	6
Brown	0-0	0-0	1-2	1	2	0	0	0	1
Crecco	0-0	0-0	0-0	0	1	0	0	0	10
Dixon	1-2	0-0	0-0	2	1	0	0	0	10
Pride	3-6	0-2	0-0	6	4	1	1	4	23
Brown	1-1	0-0	0-0	2	0	0	0	0	2
Ghogomu	0-0	0-0	0-0	0	0	0	0	0	1
LaBove	2-3	0-0	0-1	4	9	0	3	0	27
<b>Totals</b>	<b>16-47</b>	<b>6-14</b>	<b>6-17</b>	<b>44</b>	<b>31</b>	<b>9</b>	<b>5</b>	<b>9</b>	<b>200</b>

#### MASON (2-0)

Name	fg	3fg	ft	pt	reb	as	bk	st	min
Morrison	4-8	0-0	3-6	11	10	2	1	1	20
Pearson	8-16	2-3	1-3	19	10	2	2	2	29
Birdsong	0-2	0-1	0-0	0	0	1	0	0	10
Long	4-7	1-2	0-0	9	2	1	0	2	26
Cornelius	0-3	0-3	0-0	0	1	2	0	0	25
Bennett	0-0	0-0	0-0	0	0	0	0	0	4
Foster	0-2	0-2	2-4	2	4	0	2	0	17
Vaughns	0-1	0-0	0-0	0	1	0	0	0	10
Nolan	0-1	0-1	0-0	0	0	0	0	0	2
Tate	0-1	0-1	0-2	0	0	0	0	0	6
Hancock	5-9	1-1	1-2	12	4	1	0	2	27
Wright	0-2	0-0	0-0	0	4	0	0	1	11
Whack	0-1	0-1	0-0	0	1	0	0	0	2
Williams	2-4	0-0	3-4	7	4	0	0	0	11
<b>Totals</b>	<b>23-57</b>	<b>4-15</b>	<b>10-21</b>	<b>60</b>	<b>46</b>	<b>9</b>	<b>5</b>	<b>8</b>	<b>200</b>

Half: Mason 60, Dartmouth 44 Attendance - 6,098

### VILLANOVA 68, GEORGE MASON 68

Coliseo de Puerto Rico, San Juan, P.R., 11/19/09

#### MASON (2-1)

Name	fg	3fg	ft	pt	reb	as	bk	st	min
Morrison	1-3	0-0	0-0	2	3	0	0	0	17
Pearson	6-12	0-0	2-4	14	8	1	1	1	37
Birdsong	0-3	0-3	1-2	1	2	0	0	0	10
Long	3-10	1-4	6-6	13	3	0	0	0	22
Whack	0-1	0-1	2-2	2	0	0	0	1	14
Foster	2-4	0-0	4-6	8	7	0	1	1	16
Vaughns	0-1	0-0	0-0	0	0	0	0	0	2
Hancock	3-4	0-0	3-4	9	5	2	0	0	26
Wright	0-3	0-2	5-6	5	0	1	0	0	20
Williams	0-0	0-0	1-3	1	0	0	1	0	10
Cornelius	4-6	2-3	3-4	13	1	0	0	0	26
<b>Totals</b>	<b>19-47</b>	<b>3-13</b>	<b>27-37</b>	<b>68</b>	<b>31</b>	<b>4</b>	<b>3</b>	<b>3</b>	<b>200</b>

#### VILLANOVA (3-0)

Name	fg	3fg	ft	pt	reb	as	bk	st	min
Pena	4-5	0-0	2-5	10	12	0	0	1	27
King	3-5	2-3	0-1	8	4	0	0	0	17
Reynolds	6-14	2-8	4-4	18	3	2	0	2	39
Fisher	1-12	1-4	14-18	17	6	3	0	0	37
Stokes	0-3	0-2	1-2	1	5	0	0	0	22
Wayns	3-10	2-5	1-4	9	6	4	0	1	26
Cheek	0-2	0-2	0-2	0	2	0	0	1	11
Sutton	1-1	0-0	1-3	3	4	0	1	0	17
Armwood	1-1	1-1	0-0	3	0	0	0	0	4
<b>Totals</b>	<b>19-53</b>	<b>8-25</b>	<b>23-39</b>	<b>69</b>	<b>44</b>	<b>9</b>	<b>2</b>	<b>5</b>	<b>200</b>

Half: Mason 37, Villanova 28

# 2009-10 BOX SCORES

## GEORGIA TECH 70, GEORGE MASON 62

The George Mason men's basketball team held an early lead, fell behind big, and rallied down the stretch before coming up short against 19th-ranked Georgia Tech on Friday, losing to a ranked opponent for the second straight day. Mason fell to Georgia Tech, 70-62, in the Puerto Rico Tip-Off in San Juan.

Kevin Foster led Mason with 15 points and nine rebounds. Andre Cornelius had 11 points and Luke Hancock had eight points, nine rebounds and seven assists. Mason shot just 35.8 percent from the field while Georgia Tech shot 46.9 percent. Mason was outrebounded by 10 and sent Georgia Tech to the free throw line 37 times.

But there was no quit in Mason. Down 57-36, the Patriots made a 24-9 run to pull to within six in the final minute. Kevin Foster, Cam Long and Sherrod Wright were instrumental in the run that saw the Patriots force Georgia Tech to make foul shots. Despite shooting less than 60 percent from the line in the game, Georgia Tech made five in the final 32 seconds to seal the win. The Yellow Jackets did not score from the field over the final 8:48.

## GEORGE MASON 69, INDIANA 66

Cam Long and Luke Hancock made clutch 3-pointers in the final 1:33 and the George Mason men's basketball team held Indiana without a field goal over the final 2:57 as the Patriots topped the Hoosiers, 69-66 in the Puerto Rico Tip-Off in San Juan.

Andre Cornelius' jumper with 2:19 to play tied the game at 62-62 and after an Indiana turnover, Hancock made a 3-pointer from the wing to put Mason ahead 65-62. The Hoosiers tied the score again going 3 of 4 from the free throw line, but Long stepped up as the shot clock and game clock were winding down and banked in a trey with 5.4 seconds to play. The Patriots fouled Indiana before it got a shot off and the Hoosiers made one free throw before intentionally missing the second. Rashad Whack got the rebound and made a free throw with 0.6 seconds to play to ice the game.

Mike Morrison set a new Puerto Rico Tip-Off Tournament record with seven blocks. He finished with 17 points and 13 rebounds, both career highs. Cam Long had 18 points, five rebounds, three assists and three steals and Luke Hancock again flirted with a triple double with nine points, eight rebounds and eight assists.

## TULANE 76, GEORGE MASON 71

The George Mason men's basketball team rallied from an eight-point deficit to tie the game at 64-64 but Tulane outscored Mason 12-7 down the stretch to beat the Patriots, 76-71 in New Orleans. The Patriots sent Tulane to the line 29 times and the Green Wave made 21 of those as they avenged a loss suffered at Patriot Center last season.

Tulane led 58-50 with a little more than six minutes to play when Mason rallied. Cam Long made two free throws, Johnny Williams and Luke Hancock scored inside and Long made two more free throws to make it 60-58. After a Tulane 3-pointer from Kevin Sims, Long drained a trey to make it 63-61. A Sims free throw made it a three-point game, but Long stepped up and made another 3-pointer to tie the score.

Tulane led 74-71 with 15.4 seconds to play, but Long missed a 3-pointer and the Green Wave made a pair of free throws to close out the win. Long tied his career high with 24 points and he also had five assists and two steals. Luke Hancock had 14 points and four rebounds while no other Mason player finished in double figures. Sims had 22 points, including 12 of 13 from the line while Asim McQueen had 16 points and Aaron Holmes had 10.

### GEORGIA TECH 70, GEORGE MASON 62 Coliseo de Puerto Rico, San Juan, P.R., 11/20/09 GEORGIA TECH (2-1)

Name	fg	3fg	ft	pt	reb	as	bk	st	min
Bell	3-4	0-0	2-3	8	1	1	1	2	18
Favors	6-6	0-0	6-6	18	7	0	3	0	25
Lawal	6-11	0-0	6-6	18	7	0	3	0	26
Udofia	2-6	0-2	4-10	8	3	4	0	2	30
Shumpert	4-9	3-5	1-4	12	3	2	0	0	34
Miller	1-3	0-0	2-2	4	1	1	0	0	14
Storrs	0-2	0-2	0-0	0	0	1	0	0	6
Oliver	0-1	0-1	0-0	0	1	1	0	0	9
Sheehan	1-3	0-0	0-0	2	2	1	1	0	11
Peacock	0-3	0-0	0-0	0	6	0	0	0	17
Rice	0-1	0-1	0-0	0	1	1	3	0	10
Totals	23-49	3-11	21-37	70	45	12	11	4	200

### MASON (2-2)

Name	fg	3fg	ft	pt	reb	as	bk	st	min
Morrison	3-6	0-0	0-0	6	7	0	1	0	26
Pearson	2-5	1-3	0-0	5	1	0	0	0	18
Birdsong	1-3	0-2	0-0	2	0	0	1	0	9
Long	2-10	1-5	2-4	7	1	3	1	1	29
Cornelius	4-8	3-5	0-0	11	1	1	0	0	22
Foster	5-12	2-2	3-4	15	9	0	1	3	24
Vaughns	1-2	0-1	0-0	2	0	0	0	0	6
Hancock	4-11	0-4	0-0	8	9	7	0	1	28
Wright	2-5	0-2	2-3	6	0	0	0	0	19
Whack	0-0	0-0	0-0	0	2	1	0	0	7
Williams	0-5	0-0	0-0	0	4	0	0	1	12
Totals	24-67	7-24	7-11	62	35	12	4	6	200

Half: Georgia Tech 27, Mason 19

### GEORGE MASON 69, INDIANA 66 Coliseo de Puerto Rico, San Juan, P.R., 11/22/09 MASON (3-2)

Name	fg	3fg	ft	pt	reb	as	bk	st	min
Morrison	7-11	0-0	3-4	17	13	0	7	0	32
Pearson	1-1	0-0	0-0	2	3	1	0	0	23
Birdsong	1-2	1-2	0-0	3	0	0	0	1	14
Long	7-15	1-3	3-5	18	5	3	1	3	30
Cornelius	3-9	0-3	3-4	9	2	1	0	1	33
Foster	4-8	0-1	0-1	8	1	0	0	0	19
Tate	0-0	0-0	0-0	0	0	0	0	1	4
Hancock	2-6	1-3	4-6	9	8	8	0	1	32
Wright	0-2	0-1	1-3	1	0	0	0	1	9
Whack	0-0	0-0	1-2	1	1	0	0	0+	
Williams	0-1	0-0	1-2	1	4	0	0	0	4
Totals	25-55	3-13	16-27	69	38	13	8	8	200

### INDIANA (2-3)

Name	fg	3fg	ft	pt	reb	as	bk	st	min
Watford	3-13	0-0	4-4	10	8	0	0	2	31
Prtichard	0-2	0-0	0-0	0	1	1	0	0	14
Creek	6-10	2-4	1-4	15	4	2	0	2	28
Rivers	2-8	0-0	5-8	9	7	1	1	0	28
Jones III	3-10	1-2	6-6	13	3	4	0	3	33
Hulls	2-3	2-2	2-2	8	2	1	0	1	14
Moore	0-1	0-0	0-0	0	1	1	0	0	11
Muniru	0-0	0-0	0-0	0	0	0	0	0	3
Capobianco	3-5	0-0	1-2	7	10	1	0	1	17
Elston	0-3	0-0	2-2	2	4	0	0	0	9
Dumes	0-1	0-0	0-0	0	0	0	0	0	7
Jobe	1-1	0-0	0-0	2	0	0	0	0	5
Totals	20-57	5-8	21-28	66	43	11	1	9	200

Half: Indiana 31, Mason 30

### TULANE 76, GEORGE MASON 71 Fogelman Arena, New Orleans, La., 11/28/09 MASON (3-3)

Name	fg	3fg	ft	pt	reb	as	bk	st	min
Morrison	3-4	0-0	1-3	7	4	0	0	1	18
Pearson	3-5	1-2	0-0	7	4	3	0	0	23
Birdsong	1-1	0-0	0-0	2	1	1	1	0	10
Long	7-13	3-7	7-8	24	3	5	0	2	31
Cornelius	3-8	2-2	0-0	8	6	3	0	3	28
Foster	1-6	0-1	0-0	2	7	1	0	0	21
Vaughns	1-4	1-1	0-0	3	0	2	0	0	12
Tate	0-0	0-0	0-0	0	0	0	0	0	0+
Hancock	6-9	1-2	1-1	14	4	0	0	0	28
Wright	0-4	0-1	2-2	2	1	1	0	0	13
Whack	0-0	0-0	0-0	0	0	0	0	0	3
Williams	1-3	0-0	0-0	2	2	0	1	0	13
Totals	26-57	8-16	11-14	71	33	16	2	6	200

### TULANE (2-3)

Name	fg	3fg	ft	pt	reb	as	bk	st	min
Booker	3-8	1-2	1-1	8	4	0	1	2	25
McQueen	6-11	0-0	4-7	16	7	2	3	4	34
Richard	2-6	0-3	0-2	4	4	4	0	2	23
Sims	4-7	2-2	12-13	22	4	4	1	0	32
Holmes	4-7	1-1	1-2	10	1	2	1	2	26
Rogers	0-0	0-0	0-0	0	2	1	0	0	8
Timmons	3-7	0-1	1-2	7	5	1	2	0	17
Mayhanne	1-2	0-0	0-0	2	1	1	0	1	3
Vianney	1-3	1-3	0-0	3	1	2	0	1	13
Hogan	1-2	0-0	2-2	4	0	0	0	0	15
Beasley	0-1	0-0	0-0	0	0	0	0	0	4
Totals	25-54	5-12	21-29	76	33	17	8	12	200

Half: Mason 36, Tulane 33 Attn: 1,527

# 2009-10 BOX SCORES

## GW 66, GEORGE MASON 49

The George Mason men's basketball team faced George Washington for the first time in 11 years and the Patriots were unable to take their first-ever win at Smith Center as the Colonials improved to 9-0 all-time at home against Mason, beating the Patriots 66-49. George Washington used an 18-2 run at the start of the second half to put the game away, holding Mason without a field goal until 12:09 remained in the game.

The Colonials (5-1) controlled the game from the start. They led 5-0 and 14-5 before Mason (3-4) closed to make it an 18-16 game. At that point, GW went on an 8-0 run to take a double-digit lead. Mason cut it to five, but GW answered and went into the break ahead 35-27. When GW opened the second half with its big run, Mason found itself in too deep a hole to climb out of.

Mason was playing without starters Andre Cornelius and Ryan Pearson as the pair were serving a one-game suspension for violating team rules. Luke Hancock led the Patriots with a career-high 15 points while Kevin Foster had nine points and four rebounds. Mason was out-rebounded 43-30 in the game and the Patriots shot just 34.8 percent while allowing the Colonials to shoot 46.8 percent.

---

### GW 66, GEORGE MASON 49

Smith Center, Washington D.C., 11/28/09

#### MASON (3-4)

Name	fg	3fg	ft	pt	reb	as	bk	st	min
Hancock	4-7	1-3	6-8	15	3	1	0	1	34
Morrison	1-4	0-0	1-2	3	6	2	2	0	17
Birdsong	0-4	0-2	0-0	0	1	2	0	0	11
Wright	0-3	0-0	1-2	1	1	1	0	3	24
Long	2-10	1-1	2-5	7	2	2	0	1	33
Bennett	0-2	0-0	0-0	0	1	0	0	0	7
Foster	4-7	0-0	1-2	9	4	0	0	1	26
Vaughns	0-1	0-1	1-2	1	1	0	0	0	7
Tate	3-6	2-4	0-0	8	3	1	0	0	28
Whack	1-1	0-0	1-2	3	0	0	0	0	4
Williams	1-1	0-0	0-0	2	2	0	0	1	9
Totals	16-46	4-11	13-23	49	30	9	2	7	200

#### GEORGE WASHINGTON (5-1)

Name	fg	3fg	ft	pt	reb	as	bk	st	min
Ware	0-2	0-1	0-0	0	0	2	0	1	19
Hollis	10-13	2-2	3-4	25	8	1	0	1	32
Katuka	3-4	0-0	1-2	7	0	0	1	0	8
Taylor	3-7	0-1	0-1	6	2	2	0	2	31
Kromah	4-12	0-4	0-2	8	4	0	0	3	25
Smith	0-0	0-0	0-0	0	1	0	0	0	2
King	1-2	1-1	0-0	3	1	3	0	2	9
Bynes	3-6	0-2	0-0	6	3	0	0	3	20
Pellom	0-1	0-0	0-0	0	3	2	0	1	10
Edwards	1-6	0-0	0-0	2	6	0	0	0	16
Johnson	3-6	0-2	0-0	6	2	1	0	0	11
Opoku	1-3	0-0	1-2	3	8	0	0	1	17
Totals	29-62	3-13	5-11	66	43	11	1	14	200

Half: GW 35, Mason 27      Attn: 4,125



# GEORGE MASON GAME NOTES

## 2009-10 GEORGE MASON ROSTER

### NUMERICAL ROSTER

No.	Player	Pos.	Cl.	Ht.	Wt.	Hometown/High School (Previous School)
1	Paris Bennett	F	Fr.	6'6"	216	Linden, N.J./St. Patrick
3	Kevin Foster	F	Fr.-RS	6'7"	215	Lakeland, Fla./Kathleen
4	Vertrail Vaughns	G	Fr.	6'2"	184	Mesquite, Texas/Mesquite
10	Jimmy Nolan	G	So.	6'0"	176	Plantation, Fla./Archbishop McCarthy
13	Isaiah Tate	G	Jr.	6'4"	207	Upper Marlboro, Md./DeMatha
14	Luke Hancock	F	Fr.	6'5"	189	Roanoke, Va./Hargrave (Va.) Military Academy
15	Sherrod Wright	G	Fr.	6'4"	193	Mt. Vernon, N.Y./Mount Vernon
20	Cam Long	G	Jr.	6'4"	188	Palm Bay, Fla./Freedom (Woodbridge, Va.)
22	Mike Morrison	F	So.	6'9"	225	St. Petersburg, Fla./Lakewood
23	Rashad Whack	G	Fr.	6'2"	179	Hyattsville, Md./Bishop McNamara
24	Ryan Pearson	F	So.	6'6"	225	Far Rockaway, N.Y./Christ the King
32	Johnny Williams	F	Fr.	6'8"	249	Memphis, Tenn./Briarcrest Christian
33	Louis Birdsong	F	Sr.	6'6"	230	Baltimore, Md./Mount St. Joseph
45	Andre Cornelius	G	So.	5'10"	174	Charlotte, N.C./Victory Christian

### ALPHABETICAL ROSTER

Name	No.	Pos.	Cl.	Ht.	Wt.	Hometown/High School/Previous School
Paris Bennett	1	F	Fr.	6'6"	216	Linden, N.J./St. Patrick
Louis Birdsong	33	F	Sr.	6'6"	230	Baltimore, Md./Mount St. Joseph
Andre Cornelius	45	G	So.	5'10"	174	Charlotte, N.C./Victory Christian
Kevin Foster	3	F	Fr.-RS	6'7"	215	Lakeland, Fla./Kathleen
Luke Hancock	14	F	Fr.	6'5"	189	Roanoke, Va./Hargrave (Va.) Military Academy
Cam Long	20	G	Jr.	6'4"	188	Palm Bay, Fla./Freedom (Woodbridge, Va.)
Mike Morrison	22	F	So.	6'9"	225	St. Petersburg, Fla./Lakewood
Jimmy Nolan	10	G	So.	6'0"	176	Plantation, Fla./Archbishop McCarthy
Ryan Pearson	24	F	So.	6'6"	225	Far Rockaway, N.Y./Christ the King
Isaiah Tate	25	G	Jr.	6'4"	207	Upper Marlboro, Md./DeMatha
Vertrail Vaughns	4	G	Fr.	6'2"	184	Mesquite, Texas/Mesquite
Rashad Whack	23	G	Fr.	6'2"	179	Hyattsville, Md./Bishop McNamara
Johnny Williams	32	F	Fr.	6'8"	249	Memphis, Tenn./Briarcrest Christian
Sherrod Wright	15	G	Fr.	6'4"	193	Mt. Vernon, N.Y./Mount Vernon

**Head Coach:** Jim Larranaga (Providence '71) – 13th year at Mason/26th overall

**Assistant Coaches:** Chris Caputo (Westfield '02), Mike Huger (Bowling Green '94),  
Eric Konkol (Wisconsin-Eau Claire '00)

**Director of Men's Basketball Operations:** Scott Lombardi

**Manager, Basketball Operations:** Larry Fain

**Athletic Trainer:** Debi Corbatto

**Strength and Conditioning Coach:** Robert "Handy" Handerahan

**Video Coordinator:** Ricky Yahn

**Director of Technology:** Thuc Phan

**Basketball Secretary:** Carolyn Marsh

# HEAD COACH JIM LARRANAGA

## JIM LARRANAGA HEAD COACH, 13TH SEASON

**J**im Larranaga enters his 13th season as the head coach of the George Mason men's basketball team and as the school and conference's all-time leader in wins. Under his leadership, the Patriots have more wins in March than any other CAA school and he has led the Patriots to heights barely imagined before his arrival.

When the 2005-06 men's basketball season began, Jim Larranaga was entering his ninth season at the helm of the George Mason Patriots. Already the school's all-time leader in wins, there were a few more milestones on the horizon for Larranaga, some expected, some unexpected.

In his 22nd season as a collegiate head coach, Larranaga enjoyed a magical carpet ride as he became the Colonial Athletic Association's all-time leader in wins and the first coach at a mid-major school to take his team to the Final Four in 27 years.

When the season wrapped up, Larranaga led Mason to a school record in wins, the school's first-ever national ranking, George Mason's first-ever appearance in the top 10, and the school's first-ever wins over top 10 teams.

The Patriots finished the year with a 27-8 record and ranked eighth in the final USA Today/ESPN Coaches Poll. Mason had appeared in the poll for one week earlier in the season, standing at No. 25, but NCAA tournament wins over Michigan State, No. 10 North Carolina, Wichita State and No. 2 Connecticut vaulted Mason up the poll, into the national conscience and made Larranaga a household name.

### Victories by CAA Teams in Postseason Play Over the Past Six Years

School	Record	Win Pct.
George Mason*	17-9	.653
VCU*	14-8	.636
Old Dominion*	14-9	.609
UNCW*	7-6	.538
Northeastern*	7-8	.467
Hofstra*	6-9	.400

\* - NCAA or NIT appearance included

The at-large berth was the first in 20 years for a team from the CAA. Mason also became the first CAA team to make the Final Four and the No. 8 spot in the poll was the highest-ever for a CAA club.

At the end of that amazing run, Larranaga received one immense personal accolade as he received the Clair Bee Coach of the Year Award.

Now in his 26th season, Larranaga owns a 232-146 record in 12-plus years at George Mason, including a 223-128 mark over the past 11-plus years. He became the Patriots all-time leader in men's basketball victories with his 131st win on January 22, 2005, when the Patriots won 77-58 at arch-rival James Madison. He became the CAA's all-time leader in wins on February 4, 2006 when the Patriots defeated UNC Wilmington. His CAA record is 154-80.

Larranaga, 60, accomplished many of the same things in his 11 years at Bowling Green State University from 1986-97 and in two years at American International College from 1977-79. In 25-plus years as a head coach, he has a career record of 429-316, earning his 400th coaching victory in Mason's 70-58 win over Delaware on February 20, 2008.

The remarkable run at George Mason began just two years into Larranaga's tenure. A 9-18 record in his first year with the Patriots in 1997-98 drew plaudits from knowledgeable basketball people who realized the program was headed in the right direction.

George Mason was 19-11 overall and a school-best 13-3 in the CAA in 1998-99, making a 10-game improvement over the previous season. The Patriots won their first-ever conference regular season championship and their second CAA Tournament title to advance to the NCAA Tournament.

The performance by the Patriots earned numerous honors for Larranaga as he was named Coach of the Year by the CAA and the NABC District 4 Coach of the Year. He also was selected state Coach of the Year by the Virginia Sports Information Directors (VaSID) and the Richmond Times-Dispatch.

George Mason followed up with another 19-11 overall mark in 1999-2000, tying James Madison for first place in the CAA at 12-4 and earning the top seed in the conference tournament. In 2000-01, the Patriots finished 18-12 overall and 11-5 in the CAA, good for a tie for second place, and they won the CAA Tournament



title and advanced to the NCAA Tournament for the second time in three years. The Patriots produced another solid campaign with a 19-10 overall record (13-5 in the CAA) and a NIT berth in 2001-02. Mason's 2002-03 roster was hampered by injuries, but managed to pull together a 16-12 record (11-7 in the CAA), and a fourth-place CAA finish.

The 2003-04 George Mason season was one for the record books. Larranaga led the Patriots to a 7-2 non-conference record and to a then-school-record 23-win season, as Mason finished 23-10 on the year, its first 20-or-more win campaign in 14 years. Gaining an NIT berth (the Patriots fourth postseason appearance in six years), Larranaga led Mason to two consecutive postseason victories for the first time in school history, and in the process, earned his first postseason.

Three years ago, a young Mason squad with three junior starters and nine sophomores and freshmen battled to a 16-13 overall record and 10-8 mark in league play. Finishing above .500 and with 16 wins, the Patriots won 15 or more games overall and 10 or more games in league play for the seventh consecutive year - a streak unmatched by any other CAA team.

Two years ago, Mason tied for the second-most wins in school history with a 23-11 record. The Patriots also won the CAA Championship for the fourth time in school history, third under Larranaga and first since 2001. Last year, Mason was 22-11 with a bid to the NIT where they lost in overtime at Penn State, the eventual NIT champions. It was the second time Mason made back-to-back trips to the postseason in school history and the second time they had back-to-back 20-win seasons.

# HEAD COACH JIM LARRANAGA

At his previous stop on the coaching circuit, Larranaga made an immediate impact upon his arrival at Bowling Green in 1986-87. The Falcons were the nation's most improved team under a first-year head coach that took over a program with a losing record, posting a 15-14 record for an eight-game improvement over the previous season.

Larranaga went on to record a 170-144 mark in 11 years at Bowling Green. He was the 1997 Mid-American Conference Coach of the Year after leading Bowling Green to a 22-10 record, a conference regular season co-championship and a berth in the National Invitation Tournament. The 22 victories were the most by a Bowling Green team in 47 years and the 13 conference wins were the second-highest total in Falcon history.

Larranaga's 170 victories at Bowling Green ranked second all-time on the Falcons' coaching list and he was only the second coach to record consecutive postseason appearances. Larranaga led his squad to NIT berths in 1990 (18-11) and again in 1991 (17-13), the first time the Falcons enjoyed back-to-back postseason appearances since the early '60s. Bowling Green won better than 61 percent of its games in Larranaga's last four years, recording a 70-44 mark during that stretch. The Falcons finished fourth or better in the MAC in five of Larranaga's 11 seasons and he is among the winningest coaches in MAC history.

Larranaga received his first head coaching position in 1977 when he was named to the post at American International, a Division II program in Springfield, Mass. Taking over a team that had suffered through five consecutive losing seasons prior to his arrival, Larranaga turned AIC into a winning program in his first year and compiled a 27-26 mark in two seasons.

Larranaga's teams are known for their offensive efficiency and a frenetic defense dubbed the "Scramble." In 2000-01, the Patriots led the CAA (in conference games) in scoring for the third straight year at 72.8 points per game and were second in scoring margin, outscoring opponents by 7.9 points per contest. George Mason also led the conference in field goal percentage (.460) and turnover margin (+2.97) for the third consecutive season, led the CAA in steals (8.4) and was second in assists (13.7), and it also ranked second in assist/turnover ratio (0.96). In 2002-03, George Mason ranked second overall and 16th nationally in scoring defense, holding opponents to a school record 60.5 points per game. The Patriots also listed second in the conference and 27th nationally in rebound margin (+5.2). Mason's 2003-04 squad led the league in steals at 8.52 per game.

A native of Bronx, N.Y., Larranaga is a 1971 graduate of Providence College with a degree in economics. A four-year letterman for the Friars, he was the team captain as a senior, leading Providence to a 20-8 record and an NIT appearance. He graduated as the school's fifth all-time leading scorer with 1,258 points and was selected in the sixth round of the draft by the Detroit Pistons of the National Basketball Association. He was the team's top scorer as a sophomore and junior and was named New England's Division I Sophomore of the Year in 1969. His outstanding career was rewarded when he was inducted into the Providence College Hall of Fame in 1991.

His first coaching opportunity came at Davidson College, where he served as an assistant coach to Terry Holland. Davidson captured three Southern Conference regular-season championships and an NIT berth in his five years there, and he compiled a 47-12 record doubling as the freshman team coach. In 1976, he left Davidson and spent one season as player-coach for the Geronimo Basketball Club in Belgium.

After his two-year stint at American International, Larranaga was reunited with Holland at the University of Virginia in April 1979. An assistant coach under Holland

for seven seasons from 1979-86, he helped the Cavaliers reach the NCAA Final Four on two occasions (1981 and 1984), finish in the top five of the AP and UPI polls and average more than 24 victories per season. The Cavaliers were 169-62, won three regular season Atlantic Coast Conference championships and made four NCAA Tournament appearances. Virginia also made a pair of NIT appearances, winning the NIT Championship in 1980. Larranaga was on the staff during the careers of three-time National Player of the Year Ralph Sampson and NBA first-round draft choice Olden Polynice.

Larranaga and his wife, Liz, have two children. Jay, plays professional basketball in Italy and coaches Ireland's National Team, while Jon was a member of his father's George Mason teams from 1999-00 to 2002-03. Larranaga also has two grandchildren, Tia and James.

## The Larranaga Record

### AMERICAN INTERNATIONAL

Year	Overall Record		
	W	L	Pct.
1977-78	14	13	.519
1978-79	13	13	.500
<b>AIC Totals</b>	<b>27</b>	<b>26</b>	<b>.509</b>

### BOWLING GREEN

Year	Overall Record			MAC			
	W	L	Pct.	W	L	Pct.	Place
1986-87	15	14	.517	10	6	.625	3 <sup>rd</sup>
1987-88	12	16	.429	7	9	.438	t-5 <sup>th</sup>
1988-89	13	15	.464	7	9	.438	t-6 <sup>th</sup>
1989-90	18	11	.621	9	7	.563	t-3 <sup>rd</sup>
1990-91	17	13	.567	9	7	.563	t-4 <sup>th</sup>
1991-92	14	15	.483	8	8	.500	5 <sup>th</sup>
1992-93	11	16	.407	8	10	.444	t-6 <sup>th</sup>
1993-94	18	10	.642	12	6	.667	t-2 <sup>nd</sup>
1994-95	16	11	.593	10	8	.556	t-5 <sup>th</sup>
1995-96	14	13	.519	9	9	.500	t-6 <sup>th</sup>
1996-97*	22	10	.687	13	5	.722	t-1 <sup>st</sup>
<b>BGSU Totals</b>	<b>170</b>	<b>144</b>	<b>.541</b>	<b>102</b>	<b>84</b>	<b>.548</b>	

\*Mid-American Conference Coach of the Year

### GEORGE MASON

Year	Overall Record			CAA			
	W	L	Pct.	W	L	Pct.	Place
1997-98	9	18	.333	6	11	.375	t-5 <sup>th</sup>
1998-99*	19	11	.633	16	3	.812	1 <sup>st</sup>
1999-2000	19	11	.633	13	5	.750	t-1 <sup>st</sup>
2000-01	18	12	.600	13	5	.688	t-2 <sup>nd</sup>
2001-02	19	10	.655	13	6	.722	2 <sup>nd</sup>
2002-03	16	12	.571	11	8	.611	4 <sup>th</sup>
2003-04	23	10	.697	14	7	.667	3 <sup>rd</sup>
2004-05	16	13	.551	10	9	.556	6 <sup>th</sup>
2005-06 ^	27	8	.771	16	4	.800	t-1 <sup>st</sup>
2006-07	18	15	.545	12	10	.545	t-5 <sup>th</sup>
2007-08	23	11	.676	15	6	.714	t-2 <sup>nd</sup>
2008-09	22	11	.667	15	6	.714	2 <sup>nd</sup>
2009-10	3	4	.429	---	---	-----	
<b>Mason Totals</b>	<b>232</b>	<b>146</b>	<b>.615</b>	<b>154</b>	<b>80</b>	<b>.658</b>	

\*CAA, NABC District 4 and Virginia Coach of the Year


^ Claire Bee National Coach of the Year Award Winner

**Overall**      **429**   **316**   **.576**   **256**   **164**   **.610**

# PLAYER NOTES

## LOUIS **Birdsong**

# 33



<b>Year:</b>	<b>Senior</b>
<b>Position:</b>	<b>Forward</b>
<b>Height:</b>	<b>6'6"</b>
<b>Weight:</b>	<b>230</b>
<b>Hometown:</b>	<b>Baltimore, Md.</b>
<b>High School:</b>	<b>Mount St. Joseph's</b>

- **Louis Birdsong** has appeared in 104 games for Mason with 72 starts
- Has led or tied for the team lead in rebounding 11 times in his career
- Has led or tied for the team lead in scoring three times in his career
- Has led or tied for the team lead in blocks 40 times in his career
- Has scored in double figures 18 times

### Louis Birdsong's Career Highs

#### Season Highs

5, vs. Liberty (11/13/09)  
4, vs. Liberty (11/13/09)  
2, vs. Liberty (11/13/09)  
1, vs. Liberty (11/13/09)  
1, vs. Villanova (11/19/09)  
2, at George Washington (12/2/09)  
1, vs. Indiana (11/22/09)  
1, twice, last at Tulane (11/28/09)  
28, vs. Liberty (11/13/09)

**Points:**  
**Rebounds:**  
**FGs:**  
**3-Pt FGs:**  
**FTs:**  
**Assists:**  
**Steals:**  
**Blocks:**  
**Minutes:**

#### Career Highs

19, at East Carolina (11/22/08)  
11, at Holy Cross (12/21/06)  
9, at East Carolina (11/22/08)  
four times, last vs. Drexel (2/18/09)  
6, at Florida International (12/21/07)  
3, three times, last vs. MSM (11/25/08)  
3, vs. VCU (1/29/08)  
4, twice, last vs. Drexel (2/18/09)  
36, at Delaware (1/9/08)

# PLAYER NOTES

**Louis Birdsong enters his fourth season with the Patriots and is a returning starter in the front court as a senior... Is a strong inside player with tremendous athleticism. Among Mason's all-time leaders in blocks and field-goal percentage.**

**2009-10:** After three years as an interior player, is adjusting to a perimeter position... Best game has been the season opener with five points, four rebounds an assist and a block in 28 minutes.

**2008-09:** Played in all 33 games with 32 starts... Missed lone start by giving way to a teammate on Senior Night... Led the team in blocks and his 36 were the 15th-highest single-season total in school history... Was seventh in the CAA in blocks... Was third on the team in steals and field-goal percentage... Led or tied for the team lead in team in scoring three times, rebounding five times, steals eight times and blocks 16 times... Set a career-high with 19 points at East Carolina (11/22) on a career-high nine field goals... Previous career high was 15 points set at Hampton (11/20)... Had 10 points, eight rebounds, three assists and two steals against Mount St. Mary's (11/25)... Set career high with four blocks at Liberty (12/1) while scoring 12 points and grabbing seven rebounds... Made first career 3-pointer while scoring 11 points against Radford (12/19)... Was 7 of 9 from the field against James Madison (1/17) leading the team in scoring with 15 points... Had 11 points and eight rebounds in win over Delaware (1/27)... Tied career high with four blocks against Drexel (2/18), including three in the final seven minutes... Had season-high nine rebounds against James Madison (3/7) and then matched it the next night against Towson (3/8).

**2007-08:** Played in all 34 games with 28 starts... Led the team in blocks... Had career-high 14 points and nine rebounds in Mason's win at Florida International... Had 13 points and six rebounds with two blocks in win over South Carolina, being named ESPN's Player of the Game... Had 12 points and eight rebounds with one assist, one block and one steal against East Carolina while playing a career-high 36 minutes... Had 10 points with career-high two steals against Hampton... Had 11 points and two steals against Northeastern... Had nine points, five rebounds, three assists and two blocks in win over Drexel... Had 11 points in victory over Liberty... Scored in double figures with 10 points at Delaware... Had seven points, six rebounds and three blocks against UNC Wilmington (2/16)... Had 10 points, eight rebounds and two assists against Delaware (2/20)... Had eight points and five rebounds against Northeastern in CAA Tournament... Had 10 points, five rebounds and a block on 5 of 7 shooting against UNC Wilmington in the CAA Tournament Semifinals... Had six points, one rebound and one steal in just 19 minutes of action against William & Mary in the CAA Championship Game... Had a block in 16 of the final 21 games and 24 of 34 games this season.

**2006-07:** Tied for team lead in rebounding in CAA Tournament (5.0) while shooting 52.9 percent from the field... Earned first collegiate start at Holy Cross and set career high for rebounds by grabbing 11 boards... Set a career high with 27 minutes played at Drexel... Set career-high in first CAA Tournament game with 11 points... Became first Mason player to foul out all year when he picked up fifth personal in closing minutes against Old Dominion in CAA Tournament semifinals, Mason's 32nd game... Played six minutes in first collegiate game at Cleveland State... Took one shot and had one rebound... Scored first collegiate basket at Hampton with a three-point play... Had two assists in that contest... Played 10 minutes with two rebounds at Creighton... Played six minutes against Florida International... Set then-career highs at Duke in points (nine) and field goals (four)... Broke those marks at James Madison with 10 points, five field goals... Had career-high two steals at Towson... Was 16 of 21 from the free throw line giving him the team's best free throw percentage.

**High School:** Played basketball at Mount Saint Joseph in Baltimore, leading the Gaels to the Baltimore Catholic League (BCL) title... Set a school record for wins when Mount Saint Joseph went 38-1 and finished the season ranked eighth in the nation (USA Today)... Was ranked as high as fifth before a season-ending loss to the nation's fourth-ranked team in the Alhambra Catholic Invitational Tournament (ACIT) Championship game... As a senior, named BCL Player of the Year and BCL Tournament MVP... Selected Baltimore City All-Metro Player of the Year... Was named All-Tournament in both the ACIT Tournament and Gonzaga D.C. Classic Tournament... Scored 18 points and grabbed 10 rebounds in BCL title game... As a junior, named first-team All-Baltimore Catholic League, Baltimore City All-Metro and Gonzaga D.C. Classic All-Tournament team.

**Personal:** Full name is Louis Edward Birdsong Jr.... Born September 9, 1988... Parents are Peach Payne and Louis E. Birdsong Sr... Has an older sister, Crystal... A 2006 graduate of Mount Saint Joseph High School... Also recruited by Virginia Commonwealth, Old Dominion, Xavier, East Carolina, Winthrop, Marshall, Ball State, Loyola (Md.), Buffalo and Centenary... Enjoys listening to music... Major is art and visual technology.

## RECORD WATCH

### CAREER FG PERCENTAGE

NAME	GP	PCT
1. Will Thomas	629-1021	.616
2. Robert Dykes	551-913	.604
3. George Evans	815-1422	.573
4. Rob Rose	601-1049	.573
5. Darryl Monroe	230-404	.569
6. Ricky Dillard	203-360	.564
7. Andre Gaddy	630-1138	.554
8. Kenwan Alford	469-856	.548
9. Tracy Battle	221-408	.542
10. Jai Lewis	588-1091	.539
11. Mark McGlone	187-349	.536
12. Mike Dufrene	166-315	.527
13. Riley Clarida	170-323	.526
14. Andy Bolden	386-771	.501
15. Kenny Sanders	787-1577	.499
16. Amp Davis	231-466	.496
17. Louis Birdsong	213-433	.492

### BLOCKS

NAME	GP	AVG	BLK
1. George Evans	116	1.8	211
2. Andre Gaddy	98	1.8	174
3. Robert Dykes	122	0.9	111
4. Rob Rose	113	0.9	106
5. Byron Tucker	63	1.5	97
6. Jai Lewis	125	0.7	91
7. Steve Smith	114	0.7	90
8. Henri Abrams	80	1.1	88
9. Louis Birdsong	104	0.8	85
Will Thomas	130	0.7	85
11. Jesse Young	115	0.7	84
12. Keith Lewis	46	1.6	77
13. Tracy Battle	60	1.2	74


## Louis Birdsong's Career Statistics

GP-GS	MIN-AVG	TOTAL			3-POINT			FT			REBOUNDS			PF-D	AST	BLK	ST	PTS	AVG	
		FG	FGA	PCT	FG	FGA	PCT	FT	FTA	PCT	O-D	TOT	AVG							
06-07	30-5	409-13.6	41	84	.488	0	0	---	16	21	.762	40-48	88	2.9	67-1	18	13	6	98	3.3
07-08	34-28	801-23.6	83	154	.539	0	1	.000	42	62	.677	73-61	134	3.9	83-5	29	33	20	208	6.1
08-09	33-32	751-22.8	84	172	.488	4	13	.308	40	57	.702	48-67	115	3.5	67-3	19	36	27	212	6.4
09-10	7-7	92-13.1	5	23	.217	2	13	.154	1	2	.500	2-6	8	1.1	11-0	5	3	1	13	1.9
<b>Total</b>	<b>104-72</b>	<b>2053-19.7</b>	<b>213</b>	<b>433</b>	<b>.492</b>	<b>6</b>	<b>27</b>	<b>.222</b>	<b>99</b>	<b>142</b>	<b>.697</b>	<b>163-182</b>	<b>345</b>	<b>3.3</b>	<b>228-9</b>	<b>71</b>	<b>85</b>	<b>54</b>	<b>531</b>	<b>5.1</b>

# PLAYER NOTES

## CAM Long

# 20



<b>Year:</b>	<b>Junior</b>
<b>Position:</b>	<b>Guard</b>
<b>Height:</b>	<b>6'4"</b>
<b>Weight:</b>	<b>188</b>
<b>Hometown:</b>	<b>Palm Bay, Fla.</b>
<b>High School:</b>	<b>Freedom (Va.)</b>

- **Cam Long** has appeared in 74 games for Mason with 44 starts
- Named third-team All-CAA in 2008-09
- Named preseason first-team All-CAA in 2009-2010
- Has led or tied for the team lead in scoring 12 times in his career
- Has led or tied for the team lead in assists 28 times in his career
- Has led or tied for the team lead in steals 20 times in his career
- Has scored in double figures 26 times
- Scored career-high 24 points at VCU (1/24/09) and matched it at Tulane (11/28/09)
- Played high school basketball for former Patriot Ahmad Dorsett

### Cam Long's Career Highs

#### Season High

24, at Tulane (11/28/09)  
 5, vs. Indiana (11/22/09)  
 7, twice, last at Tulane (11/28/09)  
 3, at Tulane (11/28/09)  
 7, at Tulane (11/28/09)  
 5, twice, last at Tulane (11/28/09)  
 3, vs. Indiana (11/22/09)  
 1, twice, last vs. Indiana (11/22/09)  
 33, at George Washington (12/2/09)

**Points**  
**Rebounds**  
**FGs**  
**3-Pt FGs**  
**FTs**  
**Assists**  
**Steals**  
**Blocks**  
**Minutes**

#### Career High

24, twice, last at Tulane (11/28/09)  
 10, twice, last vs. Northeastern (2/14/09)  
 8, twice, last at Creighton (2/21/09)  
 4, three times, last vs. Towson (3/8/09)  
 8, at VCU (1/24/09)  
 6, twice, last vs. Delaware (1/27/09)  
 4, vs. Drexel (11/29/07)  
 1, six times, last vs. Georgia State (1/5/09)  
 41, at Liberty (12/1/08)

# PLAYER NOTES

**C**am Long enters his third season with the Patriots and is a returning starter in the backcourt... Is on pace to finish career among Mason's all-time leaders in points, rebounds, assists and 3-pointers.

**2009-10:** Spent the early part of the season battling leg cramps as he left Mason's first three games early in the second half... Was able to return against Dartmouth but was stuck on the bench against Liberty and Villanova... Best game of the season so far was against Indiana with 18 points, five rebounds, three assists and three steals in 30 minutes, including the game-winning 3-pointer... Tied career high with 24 points at Tulane

**2008-09:** Named third-team All-CAA in 2008-09... Selected to the CAA All-Tournament Team... Started all 33 games for the Patriots and led the team in scoring, assists and steals as well as 3-point shooting percentage... Was second on the team in rebounding and free-throw percentage... Was sixth in the CAA in field-goal percentage, eighth in assist-to-turnover ratio, ninth in assists, 11th in free-throw percentage, 15th in scoring, 15th in steals and 20th in rebounding... Led or tied for the team in scoring nine times, rebounding seven times, assists 21 times, steals 10 times and scored in double figures 19 times... Had a pair of double-doubles, second on the team in that category... Scored 16 in the season opener at Vermont (11/15), then a career high... Had six rebounds at Hampton (11/20), then a career high... Had 10 points, eight rebounds and a career-high six assists at East Carolina (11/22)... Nearly had a double-double in 41 minutes at Liberty finishing with 18 points and nine rebounds, both career highs at the time... Scored a then-career high 21 points against Radford (12/19)... Matched those numbers against Georgia State (1/5)... Scored career-high 24 points at VCU on seven field goals and eight free throws... Had first career double-double with 11 points and 10 rebounds against Delaware (1/27)... Had second career double-double with 14 points and 10 rebounds against Northeastern (2/14)... Had third career 20-point game with 23 points, six rebounds and three assists at Creighton (2/21)... Had 14 points, six rebounds and five assists against Towson (3/8) in CAA Tournament... Finished season with team-high 16 points, four rebounds and team-high four assists and two steals in overtime N.I.T. road loss at Penn State (3/17).

**2007-08:** Appeared in all 34 games for the Patriots with four starts... First collegiate start came at Delaware, going 3 for 3 from the field... Second career start came against Northeastern with 12 points, three rebounds and three assists... Started in place of an injured John Vaughan at Drexel with six points in 18 minutes... Had multiple career highs against South Carolina... Played 26 minutes with 13 points, four rebounds and five assists against South Carolina along with three steals, one block and five field goals... Also had two 3-pointers in the contest... Against Villanova, had a then-career-high seven points... Had six points, two rebounds and an assist in 19 minutes at James Madison, going 3 for 4 from the field... Had first career point on a free throw against Cleveland State and first career basket against Dayton... Had first career 3-pointer against nationally ranked Kansas State... Had rebounds against Vermont, Cleveland State and Kansas State... Had a steal against Kansas State... Had first career assists against Villanova with a career-high two rebounds... Had career-high four steals to go with five points, four rebounds and three assists against Drexel... Had career-high two free throws against East Carolina... Had career-high five rebounds to go with six points, two assists and two steals against Old Dominion... Tied career-high with five rebounds at UNCW... Had four points, three rebounds and two assists in 19 minutes against VCU... Had three points, three rebounds, three assists and a steal against James Madison... Tied career high with five rebounds at ODU to go along with three assists... Had six points and two assists at Ohio... Had 12 points, two assists and two steals while going 2 of 3 from 3-point range against William & Mary... Returned to the starting lineup at Northeastern with three points, three rebounds, two assists and a steal... Had career-high six rebounds against Northeastern in CAA Tournament... Played 32 minutes vs. UNCW in CAA Tournament and finished with four points, four rebounds, three assists and two steals... Had seven points, six rebounds, three assists in 29 minutes against William & Mary in CAA Title Game.

**High School:** Played four years of basketball at Freedom (Woodbridge, Va.) High School under former Mason player Ahmad Dorsett... Was selected Cardinal District Player of the Year, Northwest Region Co-Player of the Year and was a nominee for McDonald's All-American... As a senior, averaged 18.9 points, six assists, seven rebounds and two steals per game... Scored a career-high 37 points in the Northwest Region Championship game... As a junior, averaged 18 points, seven rebounds, six assists and three steals... Earned a spot on the AB Honor Roll.

**Personal:** Full name is Cameron Scott Long... Born December 30, 1988... Mother is Myrtle Long... Has two brothers, Rendell, 35, and Torrey, 28... Rendell played football at Florida State from 1992-1993... A 2007 graduate of Freedom High School in Woodbridge, Va.... Graduated with a 3.0 grade-point average... Invited to the Chris Paul Elite Guard Camp in the summer of 2009... Also recruited by Virginia Tech, George Washington, Virginia, Wake Forest, Old Dominion, Richmond and VCU.

## RECORD WATCH

### ASSISTS

	NAME	GP	AST
1	Curtis McCants	81	598
...			
27.	Jai Lewis	125	183
<b>28.</b>	<b>Cam Long</b>	<b>74</b>	<b>181</b>
29.	Contrel Scott	54	179
30.	Jordan Carter	116	171
31.	Terry Reynolds	31	158
32.	Keith Michael	109	148

### 3-POINT FG PCT CAREER

	NAME	3P-3PA	PCT
1.	Brian Miller	118-242	.488
2.	Amp Davis	96-200	.480
3.	Jordan Carter	41-103	.398
4.	Mike Hargett	199-502	.396
5.	Erik Herring	163-414	.394
<b>6.</b>	<b>Cam Long</b>	<b>70-178</b>	<b>.393</b>
7.	Lamar Butler	295-752	.392
8.	Derek Shackelford	53-138	.384
9.	Keith Holdan	82-216	.379
10.	Jason Williams	80-213	.376
11.	Earl Moore	78-209	.373
12.	Ahmad Dorsett	174-472	.368


## Cam Long's Career Statistics

	TOTAL			3-POINT			REBOUNDS													
	GP-GS	MIN-AVG	FG	FGA	PCT	FG	FGA	PCT	FT	FTA	PCT	O-D	TOT	AVG	PF-D	AST	BLK	ST	PTS	AVG
07-08	34-4	607-17.9	49	109	.450	15	40	.375	26	40	.650	31-49	80	2.4	32-0	55	4	24	139	4.1
08-09	33-33	1079-32.7	132	286	.462	46	114	.404	77	103	.748	39-119	158	4.8	36-0	107	2	37	387	11.7
09-10	7-7	191-27.3	28	72	.389	9	24	.375	20	28	.714	5-14	19	2.7	13-0	19	2	10	85	12.1
<b>Total</b>	<b>74-44</b>	<b>1877-25.4</b>	<b>209</b>	<b>467</b>	<b>.448</b>	<b>70</b>	<b>178</b>	<b>.393</b>	<b>123</b>	<b>171</b>	<b>.719</b>	<b>75-182</b>	<b>257</b>	<b>3.5</b>	<b>81-0</b>	<b>181</b>	<b>8</b>	<b>71</b>	<b>611</b>	<b>8.3</b>

# PLAYER NOTES

## ISAIAH Tate

# 13



**Year:** Junior  
**Position:** Guard  
**Height:** 6'4"  
**Weight:** 207  
**Hometown:** Upper Marlboro, Md.  
**High School:** DeMatha

- **Isaiah Tate** has appeared in 55 games for Mason
- Set career highs against Delaware with 10 points and five rebounds in career-high 27 minutes.
- Has averaged more than seven minutes per game in career

### Isaiah Tate's Career Highs

#### Season High

8, at George Washington (12/2/09)  
3, at George Washington (12/2/09)  
3, at George Washington (12/2/09)  
2, at George Washington (12/2/09)  
None  
1, twice, last at George Washington (12/2/09)  
1, twice, last vs. Indiana (11/22/09)  
None  
28, at George Washington (12/2/09)

**Points**  
**Rebounds**  
**FGs**  
**3-Pt FGs**  
**FTs**  
**Assists**  
**Steals**  
**Blocks**  
**Minutes**

#### Career High

10, vs. Delaware (1/27/09)  
6, vs. Towson (3/8/09)  
5, vs. Delaware (1/27/09)  
2, five times, last at George Washington (12/2/09)  
4, vs. James Madison (2/2/08)  
3, at Towson (1/7/09)  
2, at VCU (1/24/09)  
1, twice, last at Drexel (12/6/08)  
27, vs. Delaware (1/27/09)



# PLAYER NOTES

**Isaiah Tate enters his third season with the Patriots... Has unlimited range as a 3-point shooter and has improved defensively since arriving in Fairfax.**

**2009-10:** Has appeared in four contests this season, playing 13 minutes with a steal, an assists and two rebounds against Liberty... Also took the floor against Dartmouth and played four minutes with a steal against Indiana... Was on the court in the final minute at Tulane... Played career-high 28 minutes at George Washington with eight points and three rebounds... Had a pair of 3-pointers in the contest.

**2008-09:** Took the court 28 times for the Patriots appearing in all but five contests... Averaged more than nine minutes per game... Was fourth on the team in 3-pointers... Played 12 minutes in season opener at Vermont and finished the game going 2 of 4 from the field and 1 of 2 from 3-point range... Made a big shot at the end of the first half to give Mason a halftime lead, it's only lead of the first half... Also had a rebound in the game... Against Brown (11/17) in the home opener, had six points on a pair of 3-pointers while also handing out two assists... Had a steal in 16 minutes at Liberty (12/1)... Had career high five rebounds to go with five points in 14 minutes of action against UNC Wilmington (1/3)... Had career-high three assists in just five minutes of action at Towson (1/7)... Tied career high with seven points and set new career highs in steals, with two, and minutes, with 23, at VCU (1/24)... Need one game to shatter those marks playing 27 minutes with 10 points and five rebounds against Delaware (1/27)... Had nine points, two rebounds and a steal in 18 minutes against Hofstra (2/3)... Had four rebounds in just seven minutes at UNCW (2/25)... Had career-high six rebounds against Towson (3/8) in the CAA Tournament semifinals.

**2007-08:** Made first collegiate appearance in the final minute of a win over Dayton... Played against Kansas State as well, closing out each half... Made it three straight games with three minutes against Villanova... Had breakout game against Drexel playing 14 minutes with six points, four rebounds and an assist... Drained two 3-pointers in that contest shooting 50 percent from the field... Also played against East Carolina and saw 10 minutes of action at Kent State... Played nine minutes with four points and first career steal against Northeastern... Played nine minutes with three points, two rebounds and a steal against Old Dominion... Set a career-high with seven points against James Madison, going 4 of 4 from the free throw line and 1 of 1 from 3-point range... Played most significant minutes of the season at Northeastern, playing 16 minutes with four points, two rebounds and an assist.

**High School:** Played four years of basketball at DeMatha Catholic High School under coach Mike Jones... Was selected to the Washington Catholic Athletic Conference All-Conference Team and was a McDonald's All-American Honorable Mention... As a senior, averaged 15.6 points, four assists, five rebounds and 1.3 steals... Scored a career-high 24 points as DeMatha won the WCAC Championship... The Stags then won the city title beating Cardoza... As a junior, shot 91 percent from the free throw line and 44 percent from 3-point range.

**Personal:** Full name is Isaiah Lorenzo Tate III... Born April 17, 1989... Parents are Luvetta and Isaiah Tate... A 2007 graduate of DeMatha Catholic High School... Had a 3.0 grade-point average and was on the honor roll... Hobbies include hockey, golf and chess... Majoring in sports management.


## Isaiah Tate's Career Statistics

GP-GS	MIN-AVG	TOTAL			3-POINT			FT			REBOUNDS			PF-D	AST	BLK	ST	PTS	AVG	
		FG	FGA	PCT	FG	FGA	PCT	FT	FTA	PCT	O-D	TOT	AVG							
07-08	22-0	101-4.6	8	25	.320	4	18	.222	8	8	1.000	4-7	11	0.5	7-0	5	1	2	28	1.3
08-09	28-0	258-9.2	21	63	.333	9	35	.257	3	8	.375	14-32	46	1.6	18-0	12	1	6	54	1.9
09-10	5-0	51-10.2	3	8	.375	2	6	.333	0	2	.000	2-3	5	1.0	3-0	2	0	2	8	1.6
<b>Total</b>	<b>55-0</b>	<b>410-7.5</b>	<b>32</b>	<b>96</b>	<b>.333</b>	<b>15</b>	<b>59</b>	<b>.254</b>	<b>11</b>	<b>18</b>	<b>.611</b>	<b>20-42</b>	<b>62</b>	<b>1.1</b>	<b>28-0</b>	<b>19</b>	<b>2</b>	<b>10</b>	<b>90</b>	<b>1.6</b>

# PLAYER NOTES

## ANDRE Cornelius

# 45



**Year:** Sophomore  
**Position:** Guard  
**Height:** 5'10"  
**Weight:** 172  
**Hometown:** Charlotte, N.C.  
**High School:** Victory Christian

- **Andre Cornelius** has appeared in 39 games for Mason with eight starts
- Has led or tied for the team lead in assists six times in his career
- Has led or tied for the team lead in scoring twice in his career
- Scored career-high 19 points at East Carolina (11/22)
- Recorded career-high five assists in collegiate debut

### Andre Cornelius' Career Highs

#### Season High

17, vs. Liberty (11/13/09)  
6, at Tulane (11/28/09)  
4, twice, last vs. Villanova (11/19/09)  
4, vs. Liberty (11/13/09)  
5, vs. Liberty (11/13/09)  
4, vs. Liberty (11/13/09)  
3, at Tulane (11/28/09)  
None  
33, vs. Indiana (11/22/09)

**Points**  
**Rebounds**  
**FGs**  
**3-Pt FGs**  
**FTs**  
**Assists**  
**Steals**  
**Blocks**  
**Minutes**

#### Career High

19, at ECU (11/22/08)  
6, at Tulane (11/28/09)  
4, six times, last vs. Villanova (11/19/09)  
5, at ECU (11/22/08)  
5, vs. Liberty (11/13/09)  
5, twice, last vs. JMU (1/17/09)  
3, at Tulane (11/28/09)  
1, twice, last at Towson (1/7/09)  
33, vs. Indiana (11/22/09)

# PLAYER NOTES

**A**ndre Cornelius enters his second season with the Patriots and will be a major contributor on the floor... Is a superb passer and can hit the open shot when left alone... Can penetrate the lane and find the open player.

**2009-10:** Started five of the first six games this season and has scored in double figures three times... Had 17 points and four assists in season opener against Liberty... Had 13 points off the bench against Villanova.. Scored 11 points in 22 minutes against Georgia Tech... Played a team-high 33 minutes against Indiana scoring nine points and playing standout defense... Is shooting 50 percent from 3-point range on the season to lead the CAA, having made 11 of 22 from behind the arc.

**2008-09:** As a freshman played in every game and made three starts for the Patriots, finished the season sixth on the team in minutes, seventh in scoring, fourth in assists and fourth in 3-pointers... Averaged 5.5 points, 1.8 rebounds and 1.5 assists while shooting 40 percent from the field in just 18.8 minutes of action per game... Led or tied for the team lead in assists five times... Had career-high five assists twice with the first time coming in first collegiate game at Vermont (11/15)... Scored in double figures five times with a career-high 19 points at East Carolina (11/22)... Against ECU, was 7 of 12 from the field and 5 of 7 from 3-point range to go with career-high four rebounds and two assists in first college game in his home state... Scored in double figures in back-to-back games with 12 against Ohio (11/29) and 10 at Liberty (12/1)... Played career-high 29 minutes at Liberty... Scored in double figures with four assists in 101-60 win over UNC Wilmington (1/3)... Tied career highs with four rebounds and five assists against James Madison (1/17)... Scored 12 points on 5 of 7 shooting at Penn State (3/17) in N.I.T.

**High School:** Earned varsity letters in basketball at Victory Christian in Charlotte... As a senior, was named All-State and was named to the All-Tournament Team at the Capital Classic and Dell Curry Shootout... Increased scoring and assist per game average every season of his high school career... Scored 17 ppg as a freshman, 22 ppg as a sophomore, 25 ppg as a junior and 30 ppg as a senior... Assist averaged went from 3 apg as a freshman to 6 apg as a sophomore, 7 apg as a junior and 8 apg as a senior... Was named the top point guard recruit in the CAA by Rivals.com and was ranked 64th in the nation by Prep Stars... Was a National Association of Christian Athletes All-American and was the Most Outstanding Player of the Division I Boys Basketball national championship as a junior.

**Personal:** Born February 22, 1989... Parents are Teresa and Andre Cornelius... Has two older siblings... A 2008 graduate of Victory Christian... Member of the A-B Honor Roll... Also recruited by N.C. State, Clemson, South Carolina and Kansas State... Major is Sports Management.

*Andre Cornelius' Career Statistics*


GP-GS	MIN-AVG	TOTAL			3-POINT			FT			REBOUNDS			PF-D	AST	BLK	ST	PTS	AVG	
		FG	FGA	PCT	FG	FGA	PCT	FT	FTA	PCT	O-D	TOT	AVG							
08-09	33-3	621-18.8	67	168	.399	22	68	.324	24	44	.545	17-41	58	1.8	57-0	48	2	18	180	5.5
09-10	6-5	165-27.5	18	41	.439	11	22	.500	11	14	.786	1-12	13	2.2	19-0	11	0	4	58	9.7
<b>Total</b>	<b>39-8</b>	<b>787-20.2</b>	<b>85</b>	<b>209</b>	<b>.407</b>	<b>33</b>	<b>90</b>	<b>.367</b>	<b>35</b>	<b>58</b>	<b>.603</b>	<b>18-53</b>	<b>71</b>	<b>1.8</b>	<b>76-0</b>	<b>59</b>	<b>2</b>	<b>22</b>	<b>238</b>	<b>6.1</b>

# PLAYER NOTES

MIKE

# Morrison

# 22



<b>Year:</b>	<b>Sophomore</b>
<b>Position:</b>	<b>Forward</b>
<b>Height:</b>	<b>6'9"</b>
<b>Weight:</b>	<b>225</b>
<b>Hometown:</b>	<b>St. Petersburg, Fla.</b>
<b>High School:</b>	<b>Lakewood</b>

- **Mike Morrison** has appeared in 38 games for Mason with seven starts
- Has led or tied for the team lead in blocks 12 times in his career
- Set the Puerto Rico Tip-Off Tournament record for single-game blocks with seven, second-most in school history
- Has led or tied for the team lead in rebounding three times in his career
- Has led or tied for the team lead in scoring once in his career
- Has two career double-doubles
- Scored 15 points in collegiate debut
- Set career highs in points, rebounds and blocks against Indiana in the Puerto Rico Tip-Off Tournament scoring 17 points with 13 rebounds and seven blocks, a tournament single-game record

## Mike Morrison's Career Highs

### Season High

17, vs. Indiana (11/22/09)  
13, vs. Indiana (11/22/09)  
7, vs. Indiana (11/22/09)  
None Attempted  
3, twice, last vs. Indiana (11/22/09)  
2, three times, last at George Washington (12/2/09)  
1, twice, last vs. Dartmouth (11/15/09)  
7, vs. Indiana (11/22/09)  
32, vs. Indiana (11/22/09)

**Points**  
**Rebounds**  
**FGs**  
**3-Pt FGs**  
**FTs**  
**Assists**  
**Steals**  
**Blocks**  
**Minutes**

### Career High

17, vs. Indiana (11/22/09)  
13, vs. Indiana (11/22/09)  
7, twice, last vs. Indiana (11/22/09)  
None Attempted  
3, three times, last vs. Indiana (11/22/09)  
2, four times, last at George Washington (12/2/09)  
1, six times, last vs. Dartmouth (11/15/09)  
7, vs. Indiana (11/22/09)  
32, vs. Indiana (11/22/09)

# PLAYER NOTES

**M**ike Morrison enters his second season with the Patriots and will challenge for a starting spot in the frontcourt... Is a gifted shot blocker, and has terrific back-to-the-basket moves.

**2009-10:** Has recorded both career double-doubles this season... Against Indiana, had a career day with 17 points, 13 rebounds and seven blocks, all career bests... Set the Puerto Rico Tournament single-game record with seven blocks, the most by a Mason player since George Evans had seven against American in December of 1999... First career double-double came against Dartmouth with 11 points and 10 rebounds... Leads the team in rebounding with 7.1 boards and 2.0 blocks... Also second on the team with 52.2 percent shooting.

**2008-09:** Played in 31 of the team's 33 games as a freshman finishing the season second on the team in blocks and field-goal percentage... Averaged 4.0 points, 2.5 rebounds while shooting 54.5 percent from the field in just 10.8 minutes per game... Made first collegiate appearance against Brown (11/17) and had career-highs in field goals and points going 7 of 9 from the field with 15 points... Also had a then-career-high five rebounds and two blocks... Came off the bench and has two blocks at Dayton (12/30) in 10 minutes... Had 13 points on 6 of 7 shooting against UNC Wilmington (1/3) in 15 minutes of action... Set a new career high with six rebounds in seven minutes at VCU (1/24)... Had 14 points and five rebounds on 6 of 7 shooting in 17 minutes against Delaware (1/27)... Finished the season by playing 10 or more minutes in final nine games... Had career-highs with eight rebounds and four blocks in 23 minutes against James Madison (3/7) in CAA Tournament debut... Played career-high 29 minutes at Penn State in N.I.T. finishing with 11 points and tying career highs with eight rebounds and four blocks.

**High School:** Earned varsity letters in basketball at Lakewood High School... As a senior, averaged 17 points, nine rebounds, five assists and two steals... Was named All-State, Pinellas County Player of the Year and Suncoast Player of the Year... Advanced to the state title game as a junior and a senior... As a junior, averaged 12 points, seven rebounds and four blocks per game.

**Personal:** Born October 31, 1989... Parents are Shelia and Paul Morrison... Has two brothers, Marcus, and Sean... A 2008 graduate of Lakewood High School... Also recruited by Tulsa, Butler, Nevada-Reno and Old Dominion... Major is undeclared.


## Mike Morrison's Career Statistics

	GP-GS	MIN-AVG	TOTAL			3-POINT			FT			REBOUNDS							PTS	AVG
			FG	FGA	PCT	FG	FGA	PCT	FT	FTA	PCT	O-D	TOT	AVG	PF-D	AST	BLK	ST		
08-09	31-0	336-10.8	55	101	.545	0	0	----	13	43	.302	36-41	77	2.5	48-0	9	21	4	123	4.0
09-10	7-7	160-22.9	24	46	.522	0	0	----	10	22	.455	20-30	50	7.1	25-1	6	14	3	58	8.3
<b>Total</b>	<b>38-7</b>	<b>496-13.1</b>	<b>79</b>	<b>147</b>	<b>.537</b>	<b>0</b>	<b>0</b>	<b>----</b>	<b>23</b>	<b>65</b>	<b>.354</b>	<b>56-71</b>	<b>127</b>	<b>3.3</b>	<b>73-1</b>	<b>15</b>	<b>35</b>	<b>7</b>	<b>181</b>	<b>4.8</b>

# PLAYER NOTES

# 10

## JIMMY Nolan



**Year:** Sophomore  
**Position:** Guard  
**Height:** 6'0"  
**Weight:** 170  
**Hometown:** Plantation, Fla.  
**High School:** Archbishop McCarthy

- **Jimmy Nolan** has appeared in seven games for Mason
- Recorded five points in collegiate debut
- Recorded one rebound and one assist in collegiate debut

### Jimmy Nolan's Career Highs

#### Season High

None  
 None  
 None  
 None  
 None  
 None  
 None  
 None  
 None  
 2, vs. Dartmouth (11/15/09)

**Points**  
**Rebounds**  
**FGs**  
**3-Pt FGs**  
**FTs**  
**Assists**  
**Steals**  
**Blocks**  
**Minutes**

#### Career High

5, vs. Brown (11/17/08)  
 1, twice, last vs. UNCW (1/3/09)  
 2, vs. Brown (11/17/09)  
 1, twice, last vs. UNCW (1/3/09)  
 None attempted  
 2, vs. UNCW (1/3/09)  
 None  
 None  
 10, vs. UNCW (1/3/09)

# PLAYER NOTES

**J**immy Nolan enters his second season with the Patriots... A walk-on, he will continue to fight for playing time while providing depth on the practice court.

**2009-10:** Has appeared in just one game this year, playing two minutes against Dartmouth.

**2008-09:** Played in six contests and scored in three of those games while twice grabbing rebounds and twice handing out assists... Made first collegiate appearance against Brown (11/17) playing six minutes with five points, one rebound and one assist on 2 of 2 shooting... Took the court for one minute against Radford (12/19)... Played career-high 10 minutes with three points, one rebounds and two assists against UNC Wilmington (1/3)... Played one minute against Delaware, three against Hofstra and three against VCU in the CAA Championship Game.

**High School:** Earned varsity letters in basketball at Archbishop McCarthy High School.. As a senior, averaged 18 points and six assists... Scored a career-high 35 points, making seven 3-pointers in the process... As a senior, scored a school-record 552 points... Was named team Most Valuable Player and took part in a local All-Star game.

**Personal:** Born October 31, 1989... Parents are LuAnn and Jere Nolan... Has one brother, Jere, and one sister, Megan... Father played basketball at Boston College and in the American Basketball Association... A 2008 graduate of Archbishop McCarthy High School... Was on the honor roll and among the top 10 percent of graduating class.. Majoring in Sports Management.

*Jimmy Nolan's Career Statistics*

	GP-GS	MIN-AVG	TOTAL			3-POINT			FT			REBOUNDS							PTS	AVG
			FG	FGA	PCT	FG	FGA	PCT	FT	FTA	PCT	O-D	TOT	AVG	PF-D	AST	BLK	ST		
08-09	6-0	24-4.0	3	8	.375	2	6	.333	0	0	----	1-1	2	0.3	0-0	3	0	0	8	1.3
09-10	1-0	2-2.0	0	1	.000	0	1	.000	0	0	----	0-0	0	0.0	1-0	0	0	0	0	0.0
<b>Total</b>	<b>7-0</b>	<b>26-3.7</b>	<b>3</b>	<b>9</b>	<b>.333</b>	<b>2</b>	<b>7</b>	<b>.286</b>	<b>0</b>	<b>0</b>	<b>----</b>	<b>1-1</b>	<b>2</b>	<b>0.3</b>	<b>1-0</b>	<b>3</b>	<b>0</b>	<b>0</b>	<b>8</b>	<b>1.1</b>

# PLAYER NOTES

## RYAN Pearson

# 24



**Year:** Sophomore  
**Position:** Forward  
**Height:** 6'6"  
**Weight:** 230  
**Hometown:** Far Rockaway, N.Y.  
**High School:** Christ the King

- **Ryan Pearson** has appeared in 38 games for Mason with seven starts
- Named to the CAA All-Rookie Team in 2008-09
- Scored career-high 19 points vs. Dartmouth
- Recorded career-high 13 rebounds against Tulane
- Has scored in double figures 12 times
- Has recorded two career double-doubles
- Was named CAA Rookie of the Week twice (11/17, 12/1)

### Ryan Pearson's Career Highs

#### Sason Hlgh

19, vs. Dartmouth (11/15/09)  
10, vs. Dartmouth (11/15/09)  
8, vs. Dartmouth (11/15/09)  
2, vs. Dartmouth (11/15/09)  
6, vs. Liberty (11/13/09)  
3, at Tulane (11/28/09)  
2, twice, last vs. Dartmouth (11/15/09)  
2, vs. Dartmouth (11/15/09)  
37, vs. Villanova (11/19/09)

**Points**  
**Rebounds**  
**FGs**  
**3-Pt FGs**  
**FTs**  
**Assists**  
**Steals**  
**Blocks**  
**Minutes**

#### Career High

19, vs. Dartmouth (11/15/09)  
13, vs. Tulane (12/22/08)  
8, twice, last vs. Dartmouth (11/15/09)  
2, vs. Dartmouth (11/15/09)  
6, twice, last vs. Liberty (11/13/09)  
3, twice, last at Tulane (11/28/09)  
3, vs. Brown (11/17/08)  
1, six times, last at ODU (1/31/09)  
30, twice, last at VCU (1/24/09)



# PLAYER NOTES

**R**yan Pearson enters his second season with the Patriots and will challenge for a starting spot in the frontcourt... Has excellent back-to-the-basket moves and is adept at getting to the free throw line.

**2009-10:** Top three on the team in scoring, rebounding, blocks and steals this season... Has one double-double on the season... Scored in double figures with at eight rebounds in Mason's first three games before being held to five points and one rebound against Georgia Tech and then two points and three rebounds against Indiana... Set career high with three assists at Tulane.

**2008-09:** Selected to the CAA All-Rookie Team... Played 32 of 33 games with one start as a freshman, missing lone contest due to injury... Finished the season fifth on the team in scoring, fourth in rebounding and third in field-goal percentage... Averaged 7.0 points and 3.6 rebounds while shooting 48.8 percent from the field in just 17.1 minutes per game... Scored in double figures nine times... Twice named CAA Rookie of the Week... Scored 13 points on 5 of 7 shooting with six rebounds in career-high 30 minutes in collegiate debut at Vermont (11/15)... Had 14 points in just 15 minutes against Mount St. Mary's (11/25)... Followed that up with 13 points against Ohio (11/29)... Had first collegiate double-double with 12 points and career-high 13 rebounds against Tulane (12/22)... Also scored in double figures against UNC Wilmington (1/3) and James Madison (1/17)... Had career-high 18 points in 21 minutes at Old Dominion (1/31) on 8 of 10 shooting from the field... Followed that up with 16 points and five rebounds against Hofstra (2/3).

**High School:** Earned varsity letters in basketball at Christ the King High School... As a senior, averaged 25 points, 12 rebounds and three assists... Named All-State and All-City as a senior... Was the co-MVP of the Jordan Classic Regional All-Star Game at Madison Square Garden after scoring 36 points to go with 15 rebounds, three assists and three blocks in a two-point loss... As a junior, scored 10 ppg and grabbed 6.5 rebounds per game.

**Personal:** Born February 27, 1990... Mother is Leslie Pearson and stepfather is Derrald Curry... Has one sister, Destiny, 9... Godfather is Lamar Odom of the Los Angeles Lakers... Also recruited by St. John's, Florida, Fordham, Manhattan and UMass... Major is Sports Management.

## Ryan Pearson's Career Statistics

	GP-GS	MIN-AVG	TOTAL			3-POINT			REBOUNDS			PF-D	AST	BLK	ST	PTS	AVG			
			FG	FGA	PCT	FG	FGA	PCT	FT	FTA	PCT							O-D	TOT	AVG
08-09	32-1	548-17.1	81	166	.488	0	1	.000	63	98	.643	40-75	115	3.6	54-1	23	8	18	225	7.0
09-10	6-6	157-26.2	23	47	.489	4	10	.400	9	13	.692	13-21	34	5.7	17-1	8	3	5	59	9.8
<b>Total</b>	<b>38-7</b>	<b>705-18.6</b>	<b>104</b>	<b>213</b>	<b>.488</b>	<b>4</b>	<b>11</b>	<b>.364</b>	<b>72</b>	<b>111</b>	<b>.649</b>	<b>53-96</b>	<b>149</b>	<b>3.9</b>	<b>71-1</b>	<b>31</b>	<b>11</b>	<b>23</b>	<b>284</b>	<b>7.5</b>

# PLAYER NOTES

# 1

## PARIS Bennett



**Year:** Freshman  
**Position:** Forward  
**Height:** 6'6"  
**Weight:** 216  
**Hometown:** Linden, N.J.  
**High School:** St. Patrick

**2009-10:** Has taken the court twice this season first playing four minutes against Dartmouth, then playing seven minutes against George Washington... Had a rebound against GW but missed both shots.

**High School:** Earned varsity letters in basketball at St. Patrick High School playing for Kevin Boyle... Was named Tri-State Player of the Year, All-State and Team MVP... Played in the Capital Classic and the Jordan Brand Classic... Named the top small forward recruit in the CAA by Rivals.com.

**Personal:** Parents are Patricia Bennett Gundy and Russell Gundy... Born October 5, 1990... Has five siblings... A 2009 graduate of St. Patrick's High School... Was a member of the National Honor Society and had a 3.4 grade-point average... Also recruited by Kent State and Siena.

### Paris Bennett's Career Highs

<b>Points</b>	None
<b>Rebounds</b>	1, at George Washington (12/2/09)
<b>FGs</b>	None
<b>3-Pt FGs</b>	None
<b>FTs</b>	None
<b>Assists</b>	None
<b>Steals</b>	None
<b>Blocks</b>	None
<b>Minutes</b>	7, at George Washington (12/2/09)

### Paris Bennett's Career Statistics

	GP-GS	MIN-AVG	TOTAL			3-POINT			FT			REBOUNDS			PF-D	AST	BLK	ST	PTS	AVG
			FG	FGA	PCT	FG	FGA	PCT	FT	FTA	PCT	O-D	TOT	AVG						
09-10	2-0	11-5.5	0	2	.000	0	0	----	0	0	----	0-1	1	0.5	0-0	0	0	0	0	0.0
<b>Total</b>	<b>2-0</b>	<b>11-5.5</b>	<b>0</b>	<b>2</b>	<b>.000</b>	<b>0</b>	<b>0</b>	<b>----</b>	<b>0</b>	<b>0</b>	<b>----</b>	<b>0-1</b>	<b>1</b>	<b>0.5</b>	<b>0-0</b>	<b>0</b>	<b>0</b>	<b>0</b>	<b>0</b>	<b>0.0</b>

# PLAYER NOTES

# 3

## KEVIN Foster



**Year:** Freshman - Redshirt  
**Position:** Forward  
**Height:** 6'7"  
**Weight:** 215  
**Hometown:** Lakeland, Fla.  
**High School:** Kathleen

**2009-10:** Has come off the bench to have an impact in all seven games... Against Mason's best opposition has had some terrific performances, scoring eight with seven rebounds against Villanova and leading the team with 15 points and nine rebounds against Georgia Tech... Against Indiana, had eight points in just 19 minutes... At George Washington, had nine points and four rebounds in a career-high 26 minutes.

**2008-09:** Earned a redshirt in 2008-09 and will be a freshman on the court in 2009-2010.

**High School:** Earned varsity letters in basketball at Kathleen Senior High School... As a senior, name first-team All-State and was a McDonald's All-American Honorable Mention... Averaged 19.6 points and nine rebounds as a senior with single-game highs of 32 points and 20 rebounds... As a junior, scored 16 points with eight rebounds while being named honorable mention All-State... Named the top power forward recruit in the CAA by Rivals.com.

**Personal:** Full name is Kevin Rolando Foster... Born January 7, 1989... Parents are Marcia Radway and Albert Foster... Has two sisters, Rose, 13, and Marcia, 12, and a brother, Steven, 13... A 2008 graduate of Kathleen Senior High School... Also recruited by Tulane, Marshall, Missouri, Fresno State, Miami and South Florida... Major is sports management.

### Kevin Foster's Career Highs

<b>Points</b>	15, vs. Georgia Tech (11/20/09)
<b>Rebounds</b>	9, vs. Georgia Tech (11/20/09)
<b>FGs</b>	5, vs. Georgia Tech (11/20/09)
<b>3-Pt FGs</b>	2, vs. Georgia Tech (11/20/09)
<b>FTs</b>	4, vs. Villanova (11/19/09)
<b>Assists</b>	1, at Tulane (11/28/09)
<b>Steals</b>	3, vs. Georgia Tech (11/20/09)
<b>Blocks</b>	2, vs. Dartmouth (11/19/09)
<b>Minutes</b>	26, at George Washington (12/2/09)

### Kevin Foster's Career Statistics

	GP-GS	MIN-AVG	TOTAL			3-POINT			REBOUNDS			PF-D	AST	BLK	ST	PTS	AVG			
			FG	FGA	PCT	FG	FGA	PCT	FT	FTA	PCT							O-D	TOT	AVG
09-10	7-0	139-19.9	18	45	.400	2	6	.333	11	19	.579	14-24	38	5.4	16-1	1	5	5	49	7.0
<b>Total</b>	<b>7-0</b>	<b>139-19.9</b>	<b>18</b>	<b>45</b>	<b>.400</b>	<b>2</b>	<b>6</b>	<b>.333</b>	<b>11</b>	<b>19</b>	<b>.579</b>	<b>14-24</b>	<b>38</b>	<b>5.4</b>	<b>16-1</b>	<b>1</b>	<b>5</b>	<b>5</b>	<b>49</b>	<b>7.0</b>

# PLAYER NOTES

# 14

# LUKE

# Hancock



**2009-10:** Has had a bigger impact than any of Mason's first-year players... Named CAA Rookie of the Week on Nov. 16 and Co-Rookie of the Week on Nov. 23... Averaging 27 minutes off the bench with 10.5 points and 5.7 rebounds... Has twice flirted with triple-doubles, first against Georgia Tech with eight points, nine rebounds and seven assists, then against Indiana with nine points, eight rebounds and eight assists... Had career-highs in back-to-back games with 14 points at Tulane and 15 points at George Washington.

**High School:** Played high school basketball at Hidden Valley High School before spending a year at Hargrave Military Academy playing for Kevin Keatts... Earned All-State honors while at Hidden Valley and was named to the All-Tournament Team while playing in the National Prep Tournament... Played in the Virginia Senior All-Star game.

**Personal:** Full name is Patrick Lucas Hancock... Parents are Jan and Bill Hancock... Born January 30, 1990... Has four siblings, Robert, Stephen, Will and Melissa... A 2009 graduate of Hargrave Military Academy... Also recruited by Toledo, Bradley and Radford... Intends to major in business.

**Year:** Freshman  
**Position:** Forward  
**Height:** 6'5"  
**Weight:** 189  
**Hometown:** Roanoke, Va.  
**High School:** Hidden Valley  
**Last School:** Hargrave Academy

## Luke Hancock's Career Highs

**Points** 15, at George Washington (12/2/09)  
**Rebounds** 9, vs. Georgia Tech (11/20/09)  
**FGs** 5, twice, last Dartmouth (11/15/09)  
**3-Pt FGs** 1, three times, last vs. Indiana (11/22/09)  
**FTs** 6, at George Washington (12/2/09)  
**Assists** 8, vs. Indiana (11/22/09)  
**Steals** 2, vs. Dartmouth (11/15/09)  
**Blocks** 1, vs. Liberty (11/13/09)  
**Minutes** 34, at George Washington (12/2/09)

## Luke Hancock's Career Statistics

	TOTAL			3-POINT			REBOUNDS													
	GP-GS	MIN-AVG	FG	FGA	PCT	FG	FGA	PCT	FT	FTA	PCT	O-D	TOT	AVG	PF-D	AST	BLK	ST	PTS	AVG
09-10	7-0	198-28.3	29	54	.537	5	14	.357	15	22	.682	12-25	37	5.3	16-0	21	1	6	78	11.1
<b>Total</b>	<b>7-0</b>	<b>198-28.3</b>	<b>29</b>	<b>54</b>	<b>.537</b>	<b>5</b>	<b>14</b>	<b>.357</b>	<b>15</b>	<b>22</b>	<b>.682</b>	<b>12-25</b>	<b>37</b>	<b>5.3</b>	<b>16-0</b>	<b>21</b>	<b>1</b>	<b>6</b>	<b>78</b>	<b>11.1</b>

# PLAYER NOTES

# 4

## VERTRAIL Vaughns



**Year:** Freshman  
**Position:** Guard  
**Height:** 6'2"  
**Weight:** 184  
**Hometown:** Mesquite, Texas  
**High School:** Mesquite

**2009-10:** Has played in five of Mason's six games with eight points, two assists and a rebound... Scored three points from the line against Liberty and two points from the field against Georgia Tech... Had a 3-pointer and two assists at Tulane... Had one point and one rebound at George Washington.

**High School:** Played varsity basketball at Mesquite High school for Brian Curts... As a senior, averaged 18.2 points, 5.4 rebounds, 3.3 assists and led the team in 3-pointers... As a junior, averaged 16 points, four rebounds and three assists... Was rated 25th player in his class in Texas by Texashoops.com and 58th in the nation at his position by ESPN.com.

**Personal:** Parents are Valerie and Myron Vaughns... Born March 16, 1991... Has two siblings... A 2009 graduate of Mesquite High School... Also recruited by Colorado and Wichita State... Intends on majoring in sports management.

### Vertrail Vaughns' Career Highs

<b>Points</b>	3, twice, last at Tulane (11/28/09)
<b>Rebounds</b>	1, twice, last at George Washington (12/2/09)
<b>FGs</b>	1, twice, last at Tulane (11/28/09)
<b>3-Pt FGs</b>	1, at Tulane (11/28/09)
<b>FTs</b>	3, vs. Liberty (11/13/09)
<b>Assists</b>	2, at Tulane (11/28/09)
<b>Steals</b>	None
<b>Blocks</b>	None
<b>Minutes</b>	12, at Tulane (11/28/09)


### Vertrail Vaughns' Career Statistics

	GP-GS	MIN-AVG	TOTAL			3-POINT			FT	FTA	PCT	REBOUNDS			PF-D	AST	BLK	ST	PTS	AVG
			FG	FGA	PCT	FG	FGA	PCT				O-D	TOT	AVG						
09-10	6-0	40-6.7	2	10	.200	1	4	.250	4	6	.667	2-0	2	0.3	7-0	2	0	0	9	1.5
<b>Total</b>	<b>6-0</b>	<b>40-6.7</b>	<b>2</b>	<b>10</b>	<b>.200</b>	<b>1</b>	<b>4</b>	<b>.250</b>	<b>4</b>	<b>6</b>	<b>.667</b>	<b>2-0</b>	<b>2</b>	<b>0.3</b>	<b>7-0</b>	<b>2</b>	<b>0</b>	<b>0</b>	<b>9</b>	<b>1.5</b>

# PLAYER NOTES

# 23

# RASHAD Whack



**Year:** Freshman  
**Position:** Guard  
**Height:** 6'2"  
**Weight:** 179  
**Hometown:** Hyattsville, Md.  
**High School:** Bishop McNamara

**2009-10:** Has played in the past six games with a start against Villanova... Has six points, four rebounds, an assist and a steal on the season... Played career-high 14 minutes against Villanova, starting because of his defensive commitment in practice and games... Hit the game-icing free throw against Indiana to seal the win... Had three points in just four minutes at George Washington.

**High School:** Played varsity basketball at Bishop McNamara for Marty Keithline... Named first-team All-Conference and second-team All-Met as a senior... As a junior, averaged 17 points per game... Finished career with 1,110 points, the fourth all-time leading scorer in Bishop McNamara history and first all-time in 3-point field goals... Was rated the top shooting guard recruit in the CAA by Rivals.com and 59th in the nation at his position by ESPN.com... Nominee for McDonald's All-America... Participated in the Capital Classic along with teammate Paris Bennett.

**Personal:** Parents are Theresa Lewis and Larry Whack... Born January 22, 1991... A 2009 graduate of Bishop McNamara High School... Appeared in the movie "Rebound" with his godfather, Martin Lawrence... Hobbies include basketball, music and drawing.

## Rashad Whack's Career Highs

<b>Points</b>	3, at George Washington (12/2/09)
<b>Rebounds</b>	1, twice, last vs. Indiana (11/22/09)
<b>FGs</b>	None
<b>3-Pt FGs</b>	None
<b>FTs</b>	2, vs. Villanova (11/19/09)
<b>Assists</b>	None
<b>Steals</b>	1, vs. Villanova (11/19/09)
<b>Blocks</b>	None
<b>Minutes</b>	14, vs. Villanova (11/19/09)

## Rashad Whack's Career Statistics

	GP-GS	MIN-AVG	TOTAL			3-POINT			REBOUNDS			PF-D	AST	BLK	ST	PTS	AVG			
			FG	FGA	PCT	FG	FGA	PCT	FT	FTA	PCT							O-D	TOT	AVG
09-10	6-1	30-5.0	1	3	.333	0	2	.000	4	6	.667	1-3	4	0.7	4-0	1	0	1	6	1.0
<b>Total</b>	<b>6-1</b>	<b>30-5.0</b>	<b>1</b>	<b>3</b>	<b>.333</b>	<b>0</b>	<b>2</b>	<b>.000</b>	<b>4</b>	<b>6</b>	<b>.667</b>	<b>1-3</b>	<b>4</b>	<b>0.7</b>	<b>4-0</b>	<b>1</b>	<b>0</b>	<b>1</b>	<b>6</b>	<b>1.0</b>

# PLAYER NOTES

# 32

# JOHNNY Williams



**Year:** Freshman  
**Position:** Forward  
**Height:** 6'8"  
**Weight:** 249  
**Hometown:** Memphis, Tenn.  
**High School:** Briarcrest Christian

**2009-10:** Has played in the past five games with at least 10 minutes in four of those contest... Had seven points and four rebounds against Dartmouth... Had a block against Villanova... Grabbed four rebounds against Georgia Tech including two on the offensive end... Played four minutes with four rebounds against Indiana... Had two points, two rebounds and a steal in nine minutes at George Washington.

**High School:** Played varsity basketball at Briarcrest Christian School for coach John Harrington... Named All-State and All-Tournament in the postseason... Averaged 18 points, 12 rebounds and five assists as a senior... Named the top power forward recruit in the CAA by Rivals.com and the second-highest rated recruit in the CAA... ESPN.com rated him as 36th in the nation at power forward... Also recruited by Alabama and Oklahoma State.

**Personal:** Parents are Barbara and Johnny Williams... Born July 12, 1991... A 2009 graduate of Briarcrest Christian School... Has one brother, Johnathan... Intends to major in biology.

## Johnny Williams' Career Highs

**Points** 7, vs. Dartmouth (11/15/09)  
**Rebounds** 4, three times, last vs. Indiana (11/22/09)  
**FGs** 2, vs. Dartmouth (11/15/09)  
**3-Pt FGs** None Attempted  
**FTs** 3, vs. Dartmouth (11/15/09)  
**Assists** None  
**Steals** 1, twice, last at George Washington (12/2/09)  
**Blocks** 1, twice, last at Tulane (11/28/09)  
**Minutes** 12, vs. Georgia Tech (11/20/09)

## Johnny Williams' Career Statistics

	GP-GS	MIN-AVG	TOTAL			3-POINT			REBOUNDS			PF-D	AST	BLK	ST	PTS	AVG			
			FG	FGA	PCT	FG	FGA	PCT	FT	FTA	PCT							O-D	TOT	AVG
09-10	6-0	59-9.8	4	14	.286	0	0	----	5	9	.556	6-10	16	2.7	7-0	0	2	2	13	2.2
<b>Total</b>	<b>6-0</b>	<b>59-9.8</b>	<b>4</b>	<b>14</b>	<b>.286</b>	<b>0</b>	<b>0</b>	<b>----</b>	<b>5</b>	<b>9</b>	<b>.556</b>	<b>6-10</b>	<b>16</b>	<b>2.7</b>	<b>7-0</b>	<b>0</b>	<b>2</b>	<b>2</b>	<b>13</b>	<b>2.2</b>

# PLAYER NOTES

# 15

## SHERROD Wright



**2009-10:** Has scored in six of seven games, averaging 2.7 points per game... Had six points against Georgia Tech... Grabbed career-high four rebounds against Dartmouth... Made first career start at George Washington.

**High School:** Played varsity basketball at Mount Vernon High school for Coach Bob Cimino... Named Mr. Basketball in New York Section 1 by the Tri-County Basketball Coaches Association... Also named first-team All-State and All-Conference... Increased scoring each of his four seasons at Mount Vernon... Averaged five ppg as a freshman, 10 ppg as a sophomore, 17 ppg as a junior and 23 ppg as a senior... Just the 11th player in Mount Vernon H.S. history to score 1,000 points.... Played in the Jordan Brand Classic All-Star game.

**Personal:** Parents are Rosita and Derrick Wright... Born August 4, 1991... Has two siblings, Alex and Dominique... Also recruited by Kansas State, Central Florida, Oklahoma State, South Carolina, Marquette, Fordham and Providence.

**Year:** Freshman  
**Position:** Guard  
**Height:** 6'4"  
**Weight:** 193  
**Hometown:** Mt. Vernon, N.Y.  
**High School:** Mt. Vernon

### Sherrod Wright's Career Highs

<b>Points</b>	6, vs. Georgia Tech (11/20/09)
<b>Rebounds</b>	4, vs. Dartmouth (11/15/09)
<b>FGs</b>	2, vs. Georgia Tech (11/20/09)
<b>3-Pt FGs</b>	1, vs. Liberty (11/13/09)
<b>FTs</b>	5, vs. Villanova (11/19/09)
<b>Assists</b>	1, three times, last at George Washington (12/2/09)
<b>Steals</b>	3, at George Washington (12/2/09)
<b>Blocks</b>	None
<b>Minutes</b>	24, at George Washington (12/2/09)

### Sherrod Wright's Career Statistics

	GP-GS	MIN-AVG	TOTAL			3-POINT			REBOUNDS			PF-D	AST	BLK	ST	PTS	AVG			
			FG	FGA	PCT	FG	FGA	PCT	FT	FTA	PCT							O-D	TOT	AVG
09-10	7-0	105-15.0	3	21	.143	1	7	.143	12	18	.667	2-5	7	1.0	10-0	3	0	5	19	2.7
<b>Total</b>	<b>7-0</b>	<b>105-15.0</b>	<b>3</b>	<b>21</b>	<b>.143</b>	<b>1</b>	<b>7</b>	<b>.143</b>	<b>12</b>	<b>18</b>	<b>.667</b>	<b>2-5</b>	<b>7</b>	<b>1.0</b>	<b>10-0</b>	<b>3</b>	<b>0</b>	<b>5</b>	<b>19</b>	<b>2.7</b>



# ALL-TIME LEADERS



## POINTS

### Career

Player	Years	G	Avg	Points
1 Carlos Yates	1981-85	109	22.2	2,420
2 Kenny Sanders	1985-89	107	20.3	2,177
3 George Evans	1997-01	116	16.8	1,953
4 Robert Dykes	1987-91	122	13.4	1,642
5 Andre Gaddy	1977-80, 81-82	98	16.0	1,568
6 Rob Rose	1982-86	113	13.8	1,565
7 Will Thomas	2004-08	131	11.9	1,564
8 Folarin Campbell	2004-08	130	11.9	1,545
9 Rudolph Jones	1971-73	59	25.8	1,525
10 Jai Lewis	2002-06	125	12.2	1,519
11 Ricky Wilson	1982-86	116	12.9	1,505
12 Lamar Butler	2001-02, 03-06	123	12.1	1,488
13 Herb Estes	1973-76	80	18.0	1,436
14 Curtis McCants	1993-96	81	17.2	1,398
15 Dave Skaff	1977-81	97	14.0	1,365
16 Mike Hargett	1988-91	93	14.6	1,362
17 Erik Herring	1997-01	107	12.3	1,315
18 Nate Langley	1994-97	61	20.4	1,245
19 John Vaughan	2004-05, 06-09	126	9.8	1,235
20 Steve Smith	1986-90	114	10.4	1,192
21 Kenwan Alford	1992-96	104	10.7	1,113
22 Jim Nowers	1972-76	112	9.8	1,095
23 Donald Ross	1991-95	101	10.8	1,092
24 Tony Skinn	2003-06	93	11.6	1,079
25 Jesse Young	1999-03	115	9.3	1,073
26 Andy Bolden	1980-84	70	14.9	1,045
27 Byron Tucker	1989-92	63	16.1	1,020
28 Brian Miller	1984-88	118	8.5	1,006
29 Keith Michael	1970-73	109	9.2	1,004
20 Levester Berry	1974-76	56	17.8	994
31 Jon Larranaga	1999-03	113	8.7	980
32 John Wiley	1972-74	57	17.0	970
33 Ahmad Dorsett	1996-00	111	8.2	919
34 Carl Jackson	1974-76	48	19.0	912
35 Hal Woodside	1966-69	40	21.7	869
36 Dre Smith	2006-09	99	8.5	838
37 Earl Moore	1984-89	112	7.4	837
38 Mark Davis	2002-04	59	14.1	834
39 John Niehoff	1980-84	108	7.3	793
40 Jason Miskiri	1997-99	50	14.6	792

### Career Scoring Average (min. two seasons)

Player	Years	G	Points	Avg
1 Rudolph Jones	1971-73	59	1,525	25.8
2 Carlos Yates	1981-85	109	2,420	22.2
3 Hal Woodside	1966-69	40	869	21.7
4 Nate Langley	1994-97	61	1,245	20.4
5 Kenny Sanders	1985-89	107	2,177	20.3
6 Carl Jackson	1974-76	48	912	19.0
7 Herb Estes	1973-76	80	1,436	18.0
8 Levester Berry	1974-76	56	994	17.8
9 Curtis McCants	1993-96	81	1,398	17.3
10 John Wiley	1972-74	57	970	17.0
11 George Evans	1997-01	116	1,953	16.8
12 Byron Tucker	1989-92	63	1,020	16.2
13 Andre Gaddy	1977-80, 81-82	98	1,568	16.0
14 Jason Miskiri	1997-99	50	792	15.8

15 Andy Bolden	1980-84	70	1,043	14.9
16 Mike Hargett	1988-91	93	1,362	14.6
17 Mark Davis	2002-04	59	834	14.1
18 David Skaff	1977-81	97	1,365	14.1
19 Rob Rose	1982-86	113	1,565	13.8
20 Robert Dykes	1987-91	122	1,642	13.5

### Season

Player	Year	G	Avg	Points
1 Rudolph Jones	1972-73	31	25.1	779
2 Rudolph Jones	1971-72	28	26.6	746
3 Carlos Yates	1982-83	27	26.8	723
4 Carlos Yates	1984-85	29	23.9	694
5 Kenny Sanders	1988-89	30	22.7	680
6 Kenny Sanders	1987-88	29	22.0	638
7 Curtis McCants	1995-96	27	22.0	594
8 Herb Estes	1973-74	25	23.2	581
Robert Dykes	1990-91	30	19.4	581
10 Carlos Yates	1983-84	26	22.1	574
11 Nate Langley	1996-97	27	20.9	564
12 George Evans	2000-01	30	18.4	551
13 Will Thomas	2007-08	34	15.8	546
14 Hal Woodside	1967-68	22	24.8	545
15 Levester Berry	1975-76	29	20.1	531
Byron Tucker	1990-91	30	17.7	531
17 Folarin Campbell	2007-08	34	15.6	530
Robert Dykes	1989-90	31	17.1	530
19 George Evans	1999-2000	29	18.1	525
20 David Skaff	1980-81	26	20.0	522

### Season Scoring Average (min. 10 games)

Player	Year	G	Points	Avg
1 Carlos Yates	1982-83	27	723	26.8
2 Rudolph Jones	1971-72	28	746	26.6
3 Rudolph Jones	1972-73	31	779	25.1
4 Hal Woodside	1967-68	22	545	24.8
5 Carlos Yates	1984-85	29	694	23.9
6 Herb Estes	1973-74	25	581	23.2
7 Kenny Sanders	1988-89	30	680	22.7
8 Carlos Yates	1983-84	26	574	22.1
9 Curtis McCants	1995-96	27	594	22.0
Kenny Sanders	1987-88	29	638	22.0
11 Nate Langley	1996-97	27	564	20.9
12 Byron Tucker	1991-92	12	248	20.7
13 Andre Gaddy	1978-79	25	508	20.3
14 Carl Jackson	1975-76	23	462	20.1
15 Dave Skaff	1980-81	26	522	20.1
16 Nate Langley	1994-95	26	506	19.5
17 Robert Dykes	1990-91	30	581	19.4
18 Hal Woodside	1966-67	16	304	19.0
19 Steve Benefield	1971-72	19	357	18.8
20 Bob Penland	1970-71	22	409	18.6

### FIELD GOAL PERCENTAGE

#### Career (minimum 300 Attempts)

Player	Years	FG-FGA	Pct.
1 Will Thomas	2004-08	629-1021	.616
2 Robert Dykes	1987-91	551-913	.604
3 George Evans	1997-01	815-1422	.573
4 Rob Rose	1982-86	601-1049	.573
5 Darryl Monroe	2006-07		
	2008-09	230-404	.569
6 Ricky Dillard	1980-84	203-360	.564
7 Andre Gaddy	1977-80,		

8 Kenwan Alford	1992-96	630-1138	.554
9 Tracy Battle	1985-87	469-856	.548
10 Jai Lewis	2002-06	221-408	.542
11 Mark McGlone	1992-95	588-1091	.539
12 Mike Dufrene	1983-87	187-349	.536
13 Riley Clarida	1977-78	166-315	.527
14 Andy Bolden	1977-78	170-323	.526
15 Kenny Sanders	1980-84	386-771	.501
16 Amp Davis	1985-89	787-1577	.499
17 Louis Birdsong	1984-88	231-466	.496
18 Carlos Yates	2006-07	213-433	.492
19 Steve Smith	1981-85	865-1766	.490
20 David Skaff	1986-90	448-920	.487
	1977-81	612-1258	.486

### Season (minimum 100 Attempts)

Player	Year	FG-FGA	Pct.
1 Will Thomas	2007-08	208-324	.642
2 Robert Dykes	1990-91	190-300	.633
3 Ricky Dillard	1983-84	79-125	.632
4 Will Thomas	2006-07	178-284	.627
5 Robert Dykes	1989-90	169-273	.619
6 George Evans	2000-01	233-380	.613
7 Will Thomas	2004-05	69-113	.611
8 Andre Gaddy	1978-79	207-343	.603
9 Jai Lewis	2003-04	187-313	.597
10 Kenwan Alford	1995-96	191-323	.591
11 Rob Rose	1985-86	179-304	.589
12 George Evans	1999-2000	221-379	.583
13 Will Thomas	2005-06	174-300	.580
14 Mark McGlone	1993-94	95-164	.579
15 Darryl Monroe	2008-09	230-404	.573
16 Rob Rose	1984-85	171-299	.572
17 Andre Gaddy	1981-82	164-287	.571
18 Rob Rose	1982-83	113-199	.568
19 Robert Dykes	1988-89	115-203	.567
20 Darryl Monroe	2006-07	89-158	.563

### FIELD GOALS MADE

#### Career

Player	Years	G	FG
1 Carlos Yates	1981-85	109	865
2 George Evans	1997-01	116	815
3 Kenny Sanders	1985-89	107	787
4 Rudolph Jones	1971-73	59	640
5 Andre Gaddy	1977-80, 81-82	98	630
6 Will Thomas	2004-08	131	629
7 David Skaff	1977-81	97	612
8 Rob Rose	1982-86	113	601
9 Jai Lewis	2002-06	125	588
10 Ricky Wilson	1982-86	116	586
11 Robert Dykes	1987-91	122	551
12 Herb Estes	1973-76	80	550
13 Lamar Butler	2001-02, 03-06	123	495
14 Folarin Campbell	2004-08	130	490
15 Jim Nowers	1972-76	112	483
16 Mike Hargett	1988-91	93	480
17 Nate Langley	1994-97	61	478
	1993-96	81	478
19 Kenwan Alford	1992-96	104	469
20 Erik Herring	1997-01	107	448
Steve Smith	1986-90	114	448

# ALL-TIME LEADERS



## Season

Player	Year	G	FG
1 Rudolph Jones	1972-73	31	327
2 Rudolph Jones	1971-72	28	313
3 Carlos Yates	1982-83	27	257
4 Carlos Yates	1984-85	29	249
5 Kenny Sanders	1988-89	30	242
6 George Evans	2000-01	30	242
7 Levester Berry	1975-76	29	230
8 David Skaff	1980-81	26	228
9 Herb Estes	1973-74	25	227
10 Kenny Sanders	1987-88	29	225
11 John Wiley	1972-73	31	222
12 George Evans	1999-2000	29	221
13 George Evans	1998-99	30	214
14 Nate Langley	1996-97	27	210
15 Hal Woodside	1967-68	22	209
16 Will Thomas	2007-08	34	208
17 Byron Tucker	1990-91	30	207
Andre Gaddy	1978-79	25	207
19 Levester Berry	1974-75	27	206
20 Nate Langley	1994-95	26	204

## FIELD GOAL ATTEMPTS

### Career

Player	Years	G	Att.
1 Carlos Yates	1981-85	109	1766
2 Kenny Sanders	1985-89	107	1577
3 George Evans	1997-01	116	1422
4 Rudolph Jones	1971-73	59	1372
5 Herb Estes	1973-76	80	1302
6 David Skaff	1977-81	97	1258
7 Ricky Wilson	1982-86	116	1235
8 Lamar Butler	2001-02, 03-06	123	1181
9 Folarin Campbell	2004-08	130	1165
10 Mike Hargett	1988-91	93	1152
11 Andre Gaddy	1977-80, 81-82	98	1138
12 Jai Lewis	2002-06	125	1091
13 Curtis McCants	1993-96	81	1066
14 Nate Langley	1994-97	61	1061
15 John Vaughan	2004-05, 06-09	126	1052
16 Rob Rose	1982-86	113	1049
17 Donald Ross	1991-95	101	1046
18 Levester Berry	1974-76	56	1036
19 Jim Nowers	1972-76	112	1033
20 Will Thomas	2004-08	131	1021

## Season

Player	Year	G	FG
1 Rudolph Jones	1972-73	31	727
2 Rudolph Jones	1971-72	28	645
3 Levester Berry	1975-76	29	552
4 Carlos Yates	1984-85	29	518
5 Herb Estes	1973-74	25	512
6 Nate Langley	1996-97	27	491
7 Carlos Yates	1982-83	27	486
8 Levester Berry	1974-75	27	484
9 Kenny Sanders	1988-89	30	470
10 John Wiley	1972-73	31	461
11 Herb Estes	1974-75	26	455
12 Curtis McCants	1995-96	27	453
13 David Skaff	1980-81	26	447
14 Byron Tucker	1990-91	30	442

15 Mike Hargett	1990-91	30	436
16 Kenny Sanders	1987-88	29	435
17 Carl Jackson	1975-76	23	430
18 Melvin Wedge	1972-73	31	425
19 Carlos Yates	1983-84	26	423
20 Nate Langley	1994-95	26	422

## 3-POINT PERCENTAGE

### Career (minimum 100 Attempts)

Player	Years	FG-FGA	Pct.	
1 Brian Miller	1984-88	118-242	.488	
2 Amp Davis	1984-88	96-200	.480	
3 Jordan Carter	2004-08	41-103	.398	
4 Mike Hargett	1988-91	199-502	.396	
5 Erik Herring	1997-01	163-414	.394	
6 Lamar Butler	2001-02	03-06	295-752	.392

Player	Years	FG-FGA	Pct.
7 Cam Long	2007-	69-177	.390
8 Derek Shackelford	1991-93	53-138	.384
9 Keith Holdan	1998-00	82-216	.379
10 Jason Williams	1995-96	80-213	.376
11 Earl Moore	1985-89	78-209	.373
12 Ahmad Dorsett	1996-00	174-472	.368
13 Kenny Sanders	1985-89	41-115	.357
14 Steve Smith	1986-90	86-245	.351
15 Curtis McCants	1993-96	91-264	.345
16 Dre Smith	2006-09	161-470	.343
17 Tony Skinn	2003-06	125-367	.341
18 Donald Ross	1991-95	251-737	.341
19 John Vaughan	2004-05, 2006-09	168-501	.335
20 Folarin Campbell	2004-08	163-489	.333

### Season (minimum 50 Attempts)

Player	Year	FG-FGA	Pct.
1 Amp Davis	1986-87	45-84	.536
2 Brian Miller	1987-88	88-173	.509
3 Jordan Carter	2006-07	23-50	.460
4 Steve Smith	1987-88	33-75	.440
5 Amp Davis	1987-88	51-116	.440
6 Erik Herring	1998-99	36-82	.439
7 Brian Miller	1986-87	30-69	.435
8 Lamar Butler	2004-05	87-202	.431
9 Demetrius Somerville	1996-97	31-73	.425
10 Derek Shackelford	1992-93	45-107	.421
11 Mike Hargett	1988-89	60-147	.408
12 Mike Hargett	1990-91	72-177	.407
13 Ahmad Dorsett	1997-98	49-121	.405
14 Cam Long	2008-09	46-114	.404
Earl Moore	1986-87	23-57	.404
16 Erik Herring	2000-01	68-169	.402
17 Curtis McCants	1993-94	21-53	.396
18 Dre Smith	2006-07	52-133	.391
19 Erik Herring	1999-2000	35-90	.389
20 Keith Holdan	1999-2000	47-121	.388

## 3-POINT FIELD GOALS MADE

### Career

Player	Years	Att.	3-Pt
1 Lamar Butler	2001-02, 03-06	752	295
2 Donald Ross	1991-95	737	251
3 Mike Hargett	1988-91	502	199
4 Ahmad Dorsett	1996-00	472	174

5 John Vaughan	2004-05, 06-09	501	168
6 Folarin Campbell	2004-08	485	163
Erik Herring	1997-01	416	163
8 Dre Smith	2006-09	470	161
9 Tony Skinn	2003-06	367	125
10 Brian Miller	1984-88	242	118
11 Amp Davis	1984-88	200	96
12 Rob Anderson	1998-02	105	94
13 Nate Langley	1994-97	323	92
14 Curtis McCants	1993-96	264	91
15 Steve Smith	1986-90	245	86
16 Keith Holdan	1998-00	216	82
Jason Miskiri	1997-99	274	82
18 Mark Davis	2002-04	258	81
19 Jason Williams	1995-96	213	80
20 Raoul Heinen	2000-04	265	78
Earl Moore	1985-89	209	78

## Season

Player	Year	Att.	3-Pt
1 Donald Ross	1993-94	278	99
2 Brian Miller	1987-88	173	88
3 Lamar Butler	2004-05	202	87
4 Jason Williams	1995-96	213	80
5 Lamar Butler	2003-04	207	78
6 Lamar Butler	2005-06	193	73
7 Mike Hargett	1990-91	177	72
8 Erik Herring	2000-01	169	68
9 Mike Hargett	1989-90	178	67
Donald Ross	1991-92	180	67
11 Dre Smith	2007-08	175	66
12 Ahmad Dorsett	1999-2000	168	65
13 Folarin Campbell	2007-08	161	60
Mike Hargett	1988-89	147	60
15 Rob Anderson	2001-02	152	57
Lamar Butler	2001-02	150	57
17 Tony Skinn	2005-06	165	56
18 Nate Langley	1996-97	177	53
Donald Ross	1992-93	163	53
20 Dre Smith	2006-07	133	52

## 3-POINT FIELD GOALS ATTEMPTED

### Career

Player	Years	G	ATT
1 Lamar Butler	2001-02, 03-06	123	752
2 Donald Ross	1991-95	101	737
3 Mike Hargett	1988-91	93	502
4 John Vaughan	2004-05, 06-09	126	501
5 Folarin Campbell	2004-08	130	489
6 Ahmad Dorsett	1996-2000	111	472
7 Dre Smith	2006-08	99	470
8 Erik Herring	1997-2001	107	414
9 Tony Skinn	2003-06	93	367
10 Nate Langley	1994-97	61	323
11 Rob Anderson	1998-2002	105	285
12 Jason Miskiri	1997-99	50	274
13 Raoul Heinen	2000-04	109	265
14 Curtis McCants	1993-96	81	264
15 Mark Davis	2002-04	59	258
16 Steve Smith	1986-90	114	245
17 Brian Miller	1984-88	118	242
18 Keith Holdan	1998-00	60	216
19 Jason Williams	1995-96	27	213
20 Earl Moore	1985-89	112	209

# ALL-TIME LEADERS



## Season

Player	Year	G	Att.
1 Donald Ross	1993-94	27	278
2 Jason Williams	1995-96	27	213
3 Lamar Butler	2003-04	30	207
4 Lamar Butler	2004-05	29	202
5 Lamar Butler	2005-06	25	193
6 Donald Ross	1991-92	27	180
7 Mike Hargett	1989-90	32	178
8 Mike Hargett	1990-91	30	177
Nate Langley	1996-97	27	177
10 Dre Smith	2007-08	34	175
11 Brian Miller	1987-88	30	173
12 Erik Herring	2000-01	30	169
13 Ahmad Dorsett	1999-2000	28	168
14 Folarin Campbell	2006-07	32	166
15 Folarin Campbell	2007-08	34	165
Tony Skinn	2005-06	35	165

## FREE THROW PERCENTAGE

### Career (minimum 100 Attempts)

Player	Years	FT-FTA	Pct.
1 Bert Readyhough	1966-70	111-136	.816
2 John Wiley	1972-74	150-185	.810
3 Curtis McCants	1993-96	351-437	.803
4 Amp Davis	1984-88	153-192	.797
5 Andy Bolden	1980-84	273-343	.796
6 Rob Rose	1982-86	363-457	.794
7 Melvin Wedge	1972-74	91-115	.791
8 Robert Dykes	1987-91	539-687	.785
9 Mike Hargett	1988-91	203-260	.781
10 John Niehoff	1980-84	205-264	.776
11 Steve Smith	1986-90	210-271	.775
12 Lamar Butler	2001-02	03-06	.772
13 Dave Skaff	1977-81	141-183	.770
14 Tony Skinn	2003-06	278-363	.766
15 Mike Dufrene	1983-87	130-170	.765

### Season (minimum 50 Attempts)

Player	Years	FT-FTA	Pct.
1 Steve Bacon	1976-77	68-78	.871
2 Melvin Wedge	1973-4	53-61	.869
3 Bert Readyhough	1969-70	96-114	.842
4 Dave Skaff	1980-81	66-79	.835
5 Rob Rose	1985-86	151-181	.834
6 Curtis McCants	1995-96	155-186	.833
7 Mike Hargett	1989-90	66-80	.825
8 Rob Rose	1983-84	70-85	.824
John Wiley	1972-73	70-85	.824
10 Lamar Butler	2001-02	59-72	.819
11 Steve Smith	1989-90	100-123	.813
12 Andy Bolden	1981-82	117-144	.813
Mike Dufrene	1986-87	65-80	.813
14 Carlos Yates	1984-85	196-242	.810
15 Robert Dykes	1990-91	200-247	.810

## FREE THROWS MADE

### Career

Player	Years	G	FT
1 Carlos Yates	1981-85	109	690
2 Kenny Sanders	1985-89	107	562
3 Robert Dykes	1987-91	122	539
4 Folarin Campbell	2004-08	130	402

5 Rob Rose	1982-86	113	363
6 Curtis McCants	1993-96	81	351
7 Herb Estes	1973-76	80	336
8 Ricky Wilson	1982-86	116	333
9 Jai Lewis	2002-06	125	325
10 George Evans	1997-01	116	323
11 Jon Larranaga	1999-03	113	312
12 Andre Gaddy	1977-80, 81-82	98	308
13 Will Thomas	2004-08	131	305
14 Tony Skinn	2003-06	93	278
15 Jesse Young	199-03	115	275

## Season

Player	Year	G	FT
1 Carlos Yates	1982-83	27	209
2. Robert Dykes	1990-91	30	200
3. Carlos Yates	1984-85	29	196
4. Robert Dykes	1989-90	31	192
5. Kenny Sanders	1988-89	30	174
Carlos Yates	1983-84	26	174
7. Kenny Sanders	1987-88	29	170
8. Curtis McCants	1995-96	27	155
9. Rob Rose	1985-86	32	151
10. Folarin Campbell	2007-08	34	148
11. Will Thomas	2007-08	34	129
12. Kenny Sanders	1986-87	26	128
13. Herb Estes	1973-74	25	127
Hal Woodside	1967-68	22	127
15. Rudolph Jones	1972-73	31	125
Ricky Wilson	1985-86	32	125
Jesse Young	2001-02	29	125

## FREE THROW ATTEMPTS

### Career

Player	Years	G	FT
1 Carlos Yates	1981-85	109	921
2 Kenny Sanders	1985-89	107	799
3 Robert Dykes	1987-91	122	687
4 George Evans	1997-01	116	567
5 Folarin Campbell	2004-08	130	551
6 Herb Estes	1973-76	80	547
7 Will Thomas	2004-08	131	510
8 Jai Lewis	2002-06	125	499
9 Ricky Wilson	1982-86	116	485
10 Rob Rose	1982-86	113	457
Andre Gaddy	1977-80, 81-82	98	457
12 Curtis McCants	1993-96	81	437
13 Jon Larranaga	1999-03	113	413
14 Jesse Young	199-03	115	396
15 Erik Herring	1997-01	107	376

## Season

Player	Year	G	Att.
1. Carlos Yates	1982-83	27	266
2. Carlos Yates	1983-84	26	258
3. Kenny Sanders	1988-89	30	249
Robert Dykes	1989-90	31	249
5. Robert Dykes	1990-91	30	247
6. Carlos Yates	1984-85	29	242
7. Kenny Sanders	1987-88	29	226
8. Folarin Campbell	2007-08	34	202
9. Will Thomas	2007-08	34	192
10. Herb Estes	1973-74	25	191
11. Curtis McCants	1995-96	27	186

12. Hal Woodside	1967-68	22	185
13. Kenny Sanders	1986-87	26	184
14. Ricky Wilson	1985-86	32	182
15. Rob Rose	1985-86	32	181

## REBOUNDS

### Career

Player	Years	G	Avg	Reb
1 Jim Nowers	1972-76	112	9.4	1,048
2 Kenny Sanders	1985-89	107	9.6	1,026
3 Will Thomas	2004-08	131	7.6	993
4 George Evans	1997-01	116	8.2	953
5 Robert Dykes	1987-91	122	7.5	925
6 Andre Gaddy	1977-80, 81-82	98	9.3	916
7 Jai Lewis	2002-06	125	7.2	895
8 Rob Rose	1982-86	113	7.1	805
9 Herb Estes	1973-76	80	9.2	734
10 Jesse Young	1999-03	115	6.2	708
11 Kenwan Alford	1992-96	104	6.5	676
12 Byron Tucker	1989-92	63	9.3	588
13 Rudolph Jones	1971-72	59	9.6	567
14 Carlos Yates	1981-85	109	4.7	520
15 Jon Larranaga	1999-03	113	4.4	502
16 Myron Contee	1974-79	101	4.9	499
17 Folarin Campbell	2004-08	130	3.8	491
18 Melvin Wedge	1972-74	57	8.1	466
19 John Vaughan	2004-05	126	3.7	463
2006-09				
20 Andrew Fingall	1991-95	100	4.4	449

### Career Average (minimum two seasons)

Player	Years	G	Reb	Avg
1 Rudolph Jones	1971-73	59	567	9.6
2 Kenny Sanders	1985-89	107	1026	9.6
3 Jim Nowers	1972-76	112	1048	9.4
4 Andre Gaddy	1977-80, 81-82	98	916	9.3
5 Byron Tucker	1989-92	63	588	9.3
6 Herb Estes	1973-76	80	734	9.2
7 George Evans	1997-01	116	953	8.2
8 Melvin Wedge	1972-74	57	466	8.1
9 Carl Jackson	1974-76	48	382	8.0
10 George Redd	1995-97	54	413	7.6
11 Robert Dykes	1987-91	122	925	7.6
12 Will Thomas	2004-08	131	993	7.6
13 Mike Shannon	1981-83	45	336	7.5
14 Keith Lewis	1977-79	46	345	7.5
15 Jai Lewis	2002-06	125	895	7.2
16 Rob Rose	1982-86	113	805	7.1
17 Kenwan Alford	1992-96	104	676	6.5
18 Jesse Young	1999-03	115	708	6.2
19 Rhyl Horton	1992-94	48	284	5.9
20 Mark McGlone	1992-95	63	359	5.7

## Season

Player	Year	G	Avg	Reb
1 Will Thomas	2007-08	34	10.4	353
2 Kenny Sanders	1987-88	29	11.7	339
3 Kenny Sanders	1988-89	30	10.9	326
4 Jim Nowers	1973-74	26	12.3	318
5 Byron Tucker	1990-91	30	10.5	314
6 Rudolph Jones	1971-72	28	10.7	300
7 Jim Nowers	1972-73	30	9.6	288
8 Melvin Wedge	1972-73	31	9.2	286

# ALL-TIME LEADERS



9	Jai Lewis	2005-06	35	7.8	274
10	Robert Dykes	1990-91	30	9.0	271
11	Andre Gaddy	1979-80	26	10.3	268
12	Herb Estes	1974-75	26	10.3	267
	Rudolph Jones	1972-73	31	8.6	267
14	Kenwan Alford	1995-96	27	9.7	263
	Robert Dykes	1989-90	31	8.5	263

## Season Average (min. 10 games)

Player	Year	G	Reb	Avg	
1	Jim Nowers	1973-74	26	318	12.2
2	Kenny Sanders	1987-88	29	339	11.7
3	Kenny Sanders	1988-89	30	326	10.9
4	Rudolph Jones	1971-72	28	300	10.7
5	Byron Tucker	1990-91	30	314	10.5
6	Will Thomas	2007-08	34	353	10.4
7	Andre Gaddy	1979-80	26	268	10.3
8	Herb Estes	1974-75	26	267	10.3
9	Andre Gaddy	1978-79	25	248	9.9
10	Kenwan Alford	1995-96	27	263	9.7
11	Jim Nowers	1972-73	30	288	9.6
12	Andre Gaddy	1977-78	20	191	9.6
13	Herb Estes	1973-74	25	231	9.2
14	Melvin Wedge	1972-73	31	286	9.2
15	Robert Dykes	1990-91	30	271	9.0
16	Jim Nowers	1974-75	27	236	8.7
17	Rudolph Jones	1972-73	31	267	8.6
18	George Evans	1998-99	30	255	8.5
19	Robert Dykes	1989-90	31	263	8.6
20	George Evans	1999-2000	29	246	8.5

## ASSISTS

### Career

Player	Years	G	Avg	Ast		
1	Curtis McCants	1993-96	81	7.3	598	
2	Myron Contee	1974-79	101	4.0	411	
3	Ricky Wilson	1982-86	116	3.4	405	
4	Folarin Campbell	2004-08	130	3.0	392	
5	John Niehoff	1980-84	108	3.0	331	
6	Steve Smith	1986-90	114	2.8	329	
7	Mike Hargett	1988-91	93	3.3	312	
8	Tremaine Price	1997-01	110	2.8	308	
9	Raoul Heinen	2000-04	109	2.7	290	
10	Jamel Perkins	1989-93	97	2.9	283	
	Troy Manns	1992-94	54	5.2	283	
12	Amp Davis	1984-88	87	3.1	269	
13	Carlos Yates	1981-85	109	2.3	258	
14	Lamar Butler	2001-02	03-06	123	2.1	255
15	Erik Herring	1997-01	107	2.4	253	
16	Jon Larranaga	1999-03	113	2.2	253	
17	George Evans	1997-01	116	1.9	226	
18	Gabe Norwood	2003-07	126	1.8	222	
19	Earl Moore	1985-89	112	1.9	221	
20	Andy Bolden	1980-84	70	2.9	208	
	Brian Miller	1984-88	118	1.7	208	

### Season

Player	Year	G	Avg	Ast	
1	Curtis McCants	1994-95	27	9.3	251
2	Curtis McCants	1995-96	27	8.3	223
3	Amp Davis	1987-88	29	6.1	176
4	Myron Contee	1975-76	29	5.7	166
5	Troy Manns	1993-94	27	6.0	161

6	Terry Reynolds	2003-04	31	5.1	158
7	Ricky Wilson	1984-85	29	5.2	152
8	Tremaine Price	2000-01	30	4.7	142
9	John Niehoff	1983-84	28	4.8	135
10	Steve Smith	1989-90	32	4.2	133
11	Myron Contee	1978-79	25	5.3	132
	Raoul Heinen	2000-01	29	4.6	132
13	Contrell Scott	1996-97	27	4.7	127
14	Mike Hargett	1988-89	31	4.1	126
15	Curtis McCants	1993-94	27	4.6	124
16	Folarin Campbell	2006-07	32	3.8	122
	Troy Manns	1992-93	27	4.5	122
18	Jamel Perkins	1990-91	30	4.0	121
	Ricky Wilson	1985-86	32	3.8	121
20	Folarin Campbell	2005-06	35	3.4	120

## Career Average (min. two seasons)

Player	Years	G	Ast	Avg	
1	Curtis McCants	1993-96	81	598	7.4
2	Troy Manns	1992-94	54	283	5.2
3	Jason Miskiri	1997-99	50	205	4.1
4	Myron Contee	1974-79	101	411	4.1
5	Ricky Wilson	1982-86	116	405	3.5
6	Mike Hargett	1988-91	93	312	3.4
7	Contrell Scott	1995-97	54	179	3.3
8	Amp Davis	1984-88	87	269	3.1
9	John Niehoff	1980-84	108	331	3.1
10	Folarin Campbell	2004-08	130	392	3.0
11	Andy Bolden	1980-84	70	208	3.0
12	Jamel Perkins	1989-93	97	283	2.9
13	Steve Smith	1986-90	114	329	2.9
14	Tremaine Price	1997-01	110	308	2.8
15	Raoul Heinen	2000-04	109	290	2.7
16	Carlos Yates	1981-85	109	258	2.4
17	Erik Herring	1997-01	107	253	2.4
18	Derek Shackelford	1991-93	44	104	2.4
19	Nate Langley	1994-97	61	138	2.3
20	Kevin McNutt	1974-77	43	97	2.3

## Season Average (min. 10 games)

Player	Year	G	Ast	Avg	
1	Curtis McCants	1994-95	27	251	9.3
2	Curtis McCants	1995-96	27	223	8.3
3	Amp Davis	1987-88	29	176	6.1
4	Troy Manns	1993-94	27	161	6.0
5	Myron Contee	1975-76	29	166	5.7
6	Myron Contee	1978-79	25	132	5.3
7	Ricky Wilson	1984-85	29	152	5.2
8	Terry Reynolds	2003-04	31	158	5.1
9	John Niehoff	1983-84	28	135	4.8
10	Tremaine Price	2000-01	30	142	4.7

## STEALS

### Career

Player	Years	G	Avg	Stl	
1	George Evans	1997-01	116	1.9	218
2	Nate Langley	1994-97	61	3.3	204
3	Rob Rose	1982-86	113	1.4	161
4	John Niehoff	1980-84	108	1.4	152
5	Myron Contee	1974-79	101	1.5	151
6	Erik Herring	1997-01	107	1.4	146
7	Jai Lewis	2002-06	125	1.1	140
8	Jon Larranaga	1999-03	113	1.2	137
9	Kenwan Alford	1992-96	104	1.3	135

10	Ricky Wilson	1982-86	116	1.1	127	
11	Folarin Campbell	2004-08	130	1.0	126	
12	Carlos Yates	1981-85	109	1.1	121	
	Mike Hargett	1988-91	93	1.3	121	
14	Lamar Butler	2001-02	03-06	123	1.0	119
15	Steve Smith	1986-90	114	1.1	118	
	Raoul Heinen	2000-04	109	1.1	116	
17	Ahmad Dorsett	1996-00	111	1.0	115	
	Tremaine Price	1997-01	110	1.1	115	
19	Gabe Norwood	2003-07	126	0.9	114	
20	Mark Davis	2002-04	59	1.8	107	

## Season

Player	Year	G	Avg	Stl	
1	Myron Contee	1978-79	25	3.8	96
2	Nate Langley	1994-95	26	3.3	87
3	Nate Langley	1996-97	27	3.0	80
4	George Evans	1998-99	30	2.2	66
5	John Niehoff	1983-84	28	2.3	63
6	Jason Miskiri	1998-99	29	2.0	58
7	George Evans	2000-01	30	1.9	57
8	Myron Contee	1977-78	25	2.2	55
	George Evans	1999-2000	29	1.9	55
	Tony Skinn	2005-06	34	1.6	55
11	Mark Davis	2002-03	28	1.9	54
12	Mike Hargett	1989-90	32	1.7	53
	Mark Davis	2003-04	31	1.7	53
14	Jon Larranaga	2000-01	30	1.7	51
15	Contrell Scott	1996-97	27	1.9	50
16	Jai Lewis	2005-06	35	1.4	49
17	Gabe Norwood	2004-05	29	1.6	47
18	Donald Ross	1993-94	27	1.7	45
	Steve Smith	1987-88	30	1.5	45
	Ricky Wilson	1984-85	29	1.6	45
	Erik Herring	1998-99	29	1.6	45
	Terry Reynolds	2003-04	31	1.5	45

## Career Average (min. two seasons)

Player	Years	G	Stl	Avg	
1	Nate Langley	1994-97	61	204	3.3
2	Jason Miskiri	1997-99	50	98	2.0
3	George Evans	1997-01	116	218	1.9
4	Mark Davis	2002-04	59	107	1.8
5	Contrell Scott	1995-97	54	87	1.6
6	Khyl Horton	1992-94	48	73	1.5
7	Myron Contee	1974-79	101	151	1.5
8	Rob Rose	1982-86	113	161	1.4
9	John Niehoff	1980-84	108	152	1.4
10	Troy Manns	1992-94	54	75	1.4

## Season Average (min. 10 games)

Player	Year	G	Stl	Avg	
1	Myron Contee	1978-79	25	96	3.8
2	Nate Langley	1994-95	26	87	3.3
3	Nate Langley	1996-97	27	80	3.0
4	John Niehoff	1983-84	28	63	2.3
5	Myron Contee	1977-78	25	55	2.2
	George Evans	1998-99	30	66	2.2
7	Jason Miskiri	1998-99	29	58	2.0
8	Khyl Horton	1993-94	20	39	2.0
9	Mark Davis	2002-03	28	54	1.9
10	Jason Miskiri	1997-88	21	40	1.9

# ALL-TIME LEADERS



## BLOCKED SHOTS

### Career

Player	Years	G	Avg	Blk
1 George Evans	1997-01	116	1.8	211
2 Andre Gaddy	1977-80, 1982	98	1.8	174
3 Robert Dykes	1987-91	122	0.9	111
4 Rob Rose	1982-86	113	0.9	106
5 Byron Tucker	1989-92	63	1.5	97
6 Jai Lewis	2002-06	125	0.7	91
7 Steve Smith	1986-90	114	0.7	90
8 Henri Abrams	1986-91	80	1.1	87
<b>9 Louis Birdsong</b>	<b>2006-</b>	<b>104</b>	<b>0.8</b>	<b>85</b>
Will Thomas	2004-08	131	0.7	85
11 Jesse Young	1999-03	115	0.7	84
12 Keith Lewis	1977-79	46	1.6	77
13 Tracy Battle	1985-87	60	1.2	74
14 Michael Sharp	1993-97	76	0.9	68
15 Folarin Campbell	2004-08	130	0.5	58
16 Kenwan Alford	1992-96	104	0.5	54

### Season

Player	Year	G	Avg	Blk
1 George Evans	1998-99	30	2.6	77
2 Byron Tucker	1990-91	30	1.8	55
3 George Evans	1999-2000	29	1.7	50
Keith Lewis	1977-78	26	1.9	50
5 Andre Gaddy	1977-78	20	2.5	49
6 Andre Gaddy	1979-80	26	1.8	47
7 Andre Gaddy	1978-79	25	1.8	45
8 Henri Abrams	1988-89	29	1.5	44
9 George Evans	2000-01	30	1.4	43
10 Michael Sharp	1993-94	27	1.6	42

### Career Average (min. two seasons)

Player	Years	G	Blk	Avg
1 George Evans	1997-01	116	211	1.8
2 Andre Gaddy	1977-80	98	174	1.8
3 Keith Lewis	1977-79	46	77	1.6
4 Byron Tucker	1989-92	63	97	1.5
5 Tracy Battle	1985-87	60	74	1.2
6 Henri Abrams	1986-91	80	88	1.1
7 Rob Rose	1982-86	113	103	0.9
8 Robert Dykes	1987-91	122	111	0.9
9 Michael Sharp	1993-97	76	68	0.9
<b>10 Louis Birdsong</b>	<b>2006-</b>	<b>104</b>	<b>85</b>	<b>0.8</b>
11 Craig Hodges	1991-93	41	33	0.8
12 Steve Smith	1986-90	114	90	0.8
13 Jesse Young	1999-03	115	84	0.7
14 Jai Lewis	2002-06	125	91	0.7

### Season Average (min. 10 games)

Player	Year	G	Blk	Avg
1 George Evans	1998-99	30	77	2.6
2 Andre Gaddy	1977-78	20	49	2.5
3 Keith Lewis	1977-78	26	50	1.9
4 Byron Tucker	1990-91	30	55	1.8
5 Andre Gaddy	1979-80	26	47	1.8
6 Andre Gaddy	1978-79	25	45	1.8
7 George Evans	1999-2000	29	50	1.7
8 Byron Tucker	1991-92	12	19	1.6
9 Michael Sharp	1993-94	27	42	1.6
10 George Evans	1997-98	27	41	1.5

## GAMES PLAYED

### Career

Player	Years	Games
1 Will Thomas	2004-08	131
2 Folarin Campbell	2004-08	130
3 John Vaughan	2004-05	126
Gabe Norwood	2003-07	126
5 Jai Lewis	2002-06	125
6 Lamar Butler	2001-02, 03-06	123
7 Robert Dykes	1987-91	122
8 Brian Miller	1984-88	118
9 Jordan Carter	2004-08	116
George Evans	1997-01	116
Ricky Wilson	1982-86	116

### Season

Player	Year	Games
1 Lamar Butler	2005-06	35
Folarin Campbell	2005-06	35
Sammy Hernandez	2005-06	35
Jai Lewis	2005-06	35
Gabe Norwood	2005-06	35
Will Thomas	2005-06	35
7 Louis Birdsong	2007-08	34
Folarin Campbell	2007-08	34
Chris Fleming	2007-08	34
Cam Long	2007-08	34
Tony Skinn	2005-06	34
Dre Smith	2007-08	34
Will Thomas	2008-08	34
John Vaughan	2008-08	34

## GAMES STARTED

### Career

Player	Years	Starts
1 Will Thomas	2004-08	118
2 George Evans	1997-01	112
3 Rob Rose	1982-86	111
4 Ricky Wilson	1982-86	104
Carlos Yates	1981-85	104
Robert Dykes	1987-91	104
7 Folarin Campbell	2004-08	101
Jai Lewis	2002-06	101
9 Lamar Butler	2001-02, 03-06	97
10 Kenny Sanders	1985-89	92

### Season

Player	Year	Games
1 Will Thomas	2005-06	35
Lamar Butler	2005-06	35
3 Folarin Campbell	2005-06	34
Folarin Campbell	2007-08	34
Jai Lewis	2007-08	34
Will Thomas	2007-08	34
<b>7 Cam Long</b>	<b>2008-09</b>	<b>33</b>
Darryl Monroe	2008-09	33
Will Thomas	2006-07	33
John Vaughan	2007-08	33

## MINUTES PLAYED

### Career

Player	Years	Games	Minutes
1 Will Thomas	2004-08	131	4144
2 George Evans	1997-01	116	4036
3 Rob Rose	1982-86	113	3953
4 Kenny Sanders	1985-89	107	3878
5 Folarin Campbell	2004-08	130	3741
6 Carlos Yates	1981-85	109	3737
7 Ricky Wilson	1982-86	116	3660
8 John Vaughan	2004-05	126	3554
9 Lamar Butler	2001-02, 03-06	123	3539
10 Robert Dykes	1987-91	122	3481

### Season

Player	Year	Games	Minutes
1 Will Thomas	2007-08	34	1212
2 Rob Rose	1985-86	32	1177
3 Kenny Sanders	1988-89	30	1164
4 Will Thomas	2006-07	33	1147
5 John Vaughan	2007-08	34	1128
6 Lamar Butler	2005-06	35	1117
Folarin Campbell	2007-08	34	1117
Will Thomas	2005-06	35	1117
9 Folarin Campbell	2005-06	35	1088
<b>10 Cam Long</b>	<b>2008-09</b>	<b>33</b>	<b>1079</b>

## MINUTES PER GAME

### Career (minimum 50 games)

Player	Years	G	Minutes
1 Kenny Sanders	1985-89	107	36.2
2 Jason Miskiri	1997-99	50	35.0
3 Rob Rose	1982-96	113	35.0
4 George Evans	1997-01	116	34.8
5 Carlos Yates	1981-85	109	34.3
6 Andre Gaddy	1977-80, 81-82	98	33.6
7 Keith Holdan	1998-00	60	32.2
8 Mike Hargett	1988-91	93	31.6
9 Will Thomas	2004-08	131	31.6
10 Ricky Wilson	1982-86	116	31.6

### Season

Player	Year	Games	Minutes
1 Kenny Sanders	1988-89	30	38.8
2 David Skaff	1980-81	26	38.6
3 Rob Rose	1985-86	32	36.8
4 Andre Gaddy	1979-80	26	36.8
5 Kenny Sanders	1987-88	29	36.7
6 Jason Miskiri	1997-98	21	35.9
7 Carlos Yates	1982-83	27	35.9
8 George Evans	1999-2000	29	35.8
9 Jon Larranaga	2002-03	28	35.7
10 Will Thomas	2007-08	34	35.6

\* — The 1978-79 season was the first to record blocked shots

The 1977-78 season was the first to record steals and minutes

The 1971-72 season was the first to record assists and rebounds; assists were not kept from 1973-75

Active players in **BOLD**



**THE STAT CREW SYSTEM**  
 George Mason Team Game-by-Game Comparison (as of Dec 03, 2009)  
**All games**



Opponent	1st	2nd	Score	Mar	Total FG	FG Pct	3-Pointers	3FG Pct	Free Throws	FT Pct	Rebounds	Assist	T/Over	Block	Steal	Fouls	
LIBERTY	40/27	36/45	76-72	+4	25-58/25-58	.431/.431	8-17/9-19	.471/.474	18-28/13-19	.643/.684	38/38	-	16/16	11/15	6/3	6/5	17/21
DARTMOUTH	28/24	32/20	60-44	+16	23-57/16-47	.404/.340	4-15/6-14	.267/.429	10-21/6-17	.476/.353	46/31	+15	9/9	14/15	5/5	8/9	17/20
Villanova	37/28	31/41	68-69	(1)	19-47/19-53	.404/.358	3-13/8-25	.231/.320	27-37/23-39	.730/.590	31/44	(13)	4/9	14/17	3/2	3/5	28/26
Georgia Tech	19/27	43/43	62-70	(8)	24-67/23-49	.358/.469	7-24/3-11	.292/.273	7-11/21-37	.636/.568	35/45	(10)	12/12	14/17	4/11	6/4	27/15
Indiana	30/31	39/35	69-66	+3	25-55/20-57	.455/.351	3-13/5-8	.231/.625	16-27/21-28	.593/.750	38/43	(5)	13/11	16/15	8/1	8/9	23/23
Tulane	36/33	35/43	71-76	(5)	26-57/25-54	.456/.463	8-16/5-12	.500/.417	11-14/21-29	.786/.724	33/33	-	16/17	20/16	2/8	6/12	23/17
George Washington	27/35	22/31	49-66	(17)	16-46/29-62	.348/.468	4-11/3-13	.364/.231	13-23/5-11	.565/.455	30/43	(13)	9/11	21/19	2/1	7/14	14/23

Note: Game totals are displayed in the format TEAM/OPPONENT for each category



**THE STAT CREW SYSTEM**  
George Mason Combined Team Statistics (as of Dec 03, 2009)  
**Away games**



<b>RECORD:</b>	<b>OVERALL</b>	<b>HOME</b>	<b>AWAY</b>	<b>NEUTRAL</b>
ALL GAMES	0-2	0-0	0-2	0-0
CONFERENCE	0-0	0-0	0-0	0-0
NON-CONFERENCE	0-2	0-0	0-2	0-0

#	Player	gp-gs	Total		3-Point		F-Throw		Rebounds				pf	dq	a	to	blk	stl	pts	avg		
			fg-fga	pct	3fg-fga	pct	ft-fta	pct	off	def	tot	avg										
20	Long, Cam	2-2	64	32.0	9-23	.391	4-8	.500	9-13	.692	2	3	5	2.5	4	0	7	10	0	3	31	15.5
14	Hancock, Luke	2-1	62	31.0	10-16	.625	2-5	.400	7-9	.778	2	5	7	3.5	4	0	1	6	0	1	29	14.5
45	Cornelius, Andre	1-1	28	28.0	3-8	.375	2-2	1.000	0-0	.000	1	5	6	6.0	4	0	3	2	0	3	8	8.0
24	Pearson, Ryan	1-1	23	23.0	3-5	.600	1-2	.500	0-0	.000	0	4	4	4.0	2	0	3	1	0	0	7	7.0
03	Foster, Kevin	2-0	47	23.5	5-13	.385	0-1	.000	1-2	.500	4	7	11	5.5	4	0	1	4	0	1	11	5.5
22	Morrison, Mike	2-2	35	17.5	4-8	.500	0-0	.000	2-5	.400	4	6	10	5.0	7	0	2	4	2	1	10	5.0
13	Tate, Isaiah	2-0	28	14.0	3-6	.500	2-4	.500	0-0	.000	1	2	3	1.5	2	0	1	0	0	0	8	4.0
32	Williams, Johnny	2-0	22	11.0	2-4	.500	0-0	.000	0-0	.000	1	3	4	2.0	2	0	0	1	1	1	4	2.0
04	Vaughns, Vertrail	2-0	19	9.5	1-5	.200	1-2	.500	1-2	.500	1	0	1	0.5	2	0	2	7	0	0	4	2.0
15	Wright, Sherrod	2-1	37	18.5	0-7	.000	0-1	.000	3-4	.750	1	1	2	1.0	4	0	2	3	0	3	3	1.5
23	Whack, Rashad	2-0	7	3.5	1-1	1.000	0-0	.000	1-2	.500	0	0	0	0.0	0	0	0	0	0	0	3	1.5
33	Birdsong, Louis	2-2	21	10.5	1-5	.200	0-2	.000	0-0	.000	1	1	2	1.0	2	0	3	2	1	0	2	1.0
01	Bennett, Paris	1-0	7	7.0	0-2	.000	0-0	.000	0-0	.000	0	1	1	1.0	0	0	0	1	0	0	0	0.0
Total.....		2	400		42-103	.408	12-27	.444	24-37	.649	23	40	63	31.5	37	0	25	41	4	13	120	60.0
Opponents.....		2	400		54-116	.466	8-25	.320	26-40	.650	30	46	76	38.0	40	-	28	35	9	26	142	71.0

<b>TEAM STATISTICS</b>	<b>MASON</b>	<b>OPP</b>	<b>Date</b>	<b>Opponent</b>	<b>Score</b>	<b>Att.</b>
SCORING	120	142	11/28/09	at Tulane	L 71-76	1527
Points per game	60.0	71.0	12/02/09	at George Washington	L 49-66	4125
Scoring margin	-11.0	-	* - Conference game			
FIELD GOALS-ATT	42-103	54-116				
Field goal pct	.408	.466				
3 POINT FG-ATT	12-27	8-25				
3-point FG pct	.444	.320				
3-pt FG made per game	6.0	4.0				
FREE THROWS-ATT	24-37	26-40				
Free throw pct	.649	.650				
F-Throws made per game	12.0	13.0				
REBOUNDS	63	76				
Rebounds per game	31.5	38.0				
Rebounding margin	-6.5	-				
ASSISTS	25	28				
Assists per game	12.5	14.0				
TURNOVERS	41	35				
Turnovers per game	20.5	17.5				
Turnover margin	-3.0	-				
Assist/turnover ratio	0.6	0.8				
STEALS	13	26				
Steals per game	6.5	13.0				
BLOCKS	4	9				
Blocks per game	2.0	4.5				
ATTENDANCE	0	5652				
Homegames-Avg/Game	0-0	2-2826				
Neutralsite-Avg/Game	-	0-0				

<b>Score by Periods</b>	<b>1st</b>	<b>2nd</b>	<b>Totals</b>
George Mason	63	57	120
Opponents	68	74	142



**THE STAT CREW SYSTEM**  
George Mason Combined Team Statistics (as of Dec 03, 2009)  
**All games**



<b>RECORD:</b>	<b>OVERALL</b>	<b>HOME</b>	<b>AWAY</b>	<b>NEUTRAL</b>
ALL GAMES	3-4	2-0	0-2	1-2
CONFERENCE	0-0	0-0	0-0	0-0
NON-CONFERENCE	3-4	2-0	0-2	1-2

#	Player	gp-gs	min	avg	Total		3-Point		F-Throw		Rebounds				pf	dq	a	to	blk	stl	pts	avg
					fg-fga	pct	3fg-fga	pct	ft-fa	pct	off	def	tot	avg								
20	Long, Cam	7-7	191	27.3	28-72	.389	9-24	.375	20-28	.714	5	14	19	2.7	13	0	19	21	2	10	85	12.1
14	Hancock, Luke	7-1	198	28.3	29-54	.537	5-14	.357	15-22	.682	12	25	37	5.3	16	0	21	18	1	6	78	11.1
24	Pearson, Ryan	6-6	157	26.2	23-47	.489	4-10	.400	9-13	.692	13	21	34	5.7	17	1	8	9	3	5	59	9.8
45	Cornelius, Andre	6-5	165	27.5	18-41	.439	11-22	.500	11-14	.786	1	12	13	2.2	19	0	11	9	0	4	58	9.7
22	Morrison, Mike	7-7	160	22.9	24-46	.522	0-0	.000	10-22	.455	20	30	50	7.1	25	1	6	10	14	3	58	8.3
03	Foster, Kevin	7-0	139	19.9	18-45	.400	2-6	.333	11-19	.579	14	24	38	5.4	16	1	1	8	5	5	49	7.0
15	Wright, Sherrod	7-1	105	15.0	3-21	.143	1-7	.143	12-18	.667	2	5	7	1.0	10	0	3	7	0	5	19	2.7
32	Williams, Johnny	6-0	59	9.8	4-14	.286	0-0	.000	5-9	.556	6	10	16	2.7	7	0	0	4	2	2	13	2.2
33	Birdsong, Louis	7-7	92	13.1	5-23	.217	2-13	.154	1-2	.500	2	6	8	1.1	11	0	5	8	3	1	13	1.9
13	Tate, Isaiah	5-0	51	10.2	3-8	.375	2-6	.333	0-2	.000	2	3	5	1.0	3	0	2	1	0	2	8	1.6
04	Vaughns, Vertrail	6-0	40	6.7	2-10	.200	1-4	.250	4-6	.667	2	0	2	0.3	7	0	2	10	0	0	9	1.5
23	Whack, Rashad	6-1	30	5.0	1-3	.333	0-2	.000	4-6	.667	1	3	4	0.7	4	0	1	1	0	1	6	1.0
10	Nolan, Jimmy	1-0	2	2.0	0-1	.000	0-1	.000	0-0	.000	0	0	0	0.0	1	0	0	1	0	0	0	0.0
01	Bennett, Paris	2-0	11	5.5	0-2	.000	0-0	.000	0-0	.000	0	1	1	0.5	0	0	0	1	0	0	0	0.0
Total.....		7	1400		158-387	.408	37-109	.339	102-161	.634	91	160	251	35.9	149	3	79	110	30	44	455	65.0
Opponents.....		7	1400		157-380	.413	39-102	.382	110-180	.611	103	174	277	39.6	145	-	85	114	31	58	463	66.1

<b>TEAM STATISTICS</b>	<b>MASON</b>	<b>OPP</b>	<b>Date</b>	<b>Opponent</b>	<b>Score</b>	<b>Att.</b>
SCORING	455	463	11/13/09	LIBERTY	w 72-76	6014
Points per game	65.0	66.1	11/15/09	DARTMOUTH	w 44-60	6098
Scoringmargin	-1.1	-	11/19/09	vsVillanova	L 68-69	0
FIELD GOALS-ATT	158-387	157-380	11/20/09	vs Georgia Tech	L 70-62	0
Field goal pct	.408	.413	11/22/09	vs Indiana	w 69-66	0
3 POINT FG-ATT	37-109	39-102	11/28/09	at Tulane	L 71-76	1527
3-point FG pct	.339	.382	12/02/09	at George Washington	L 49-66	4125
3-pt FG made per game	5.3	5.6	* - Conference game			
FREE THROWS-ATT	102-161	110-180				
Free throw pct	.634	.611				
F-Throws made per game	14.6	15.7				
REBOUNDS	251	277				
Rebounds per game	35.9	39.6				
Reboundingmargin	-3.7	-				
ASSISTS	79	85				
Assists per game	11.3	12.1				
TURNOVERS	110	114				
Turnovers per game	15.7	16.3				
Turnovermargin	+0.6	-				
Assist/turnoverratio	0.7	0.7				
STEALS	44	58				
Steals per game	6.3	8.3				
BLOCKS	30	31				
Blocks per game	4.3	4.4				
ATTENDANCE	12112	5652				
Homegames-Avg/Game	2-6056	2-2826				
Neutralsite-Avg/Game	-	3-0				

<b>Score by Periods</b>	<b>1st</b>	<b>2nd</b>	<b>Totals</b>
George Mason	217	238	455
Opponents	205	258	463