



2008 Furman Baseball

The Record Book / Annual Statistical Leaders

BATTING

AT BATS

1968	Tom Latham	102
1969	Tom Latham	129
1970	Tom Latham	111
1971	Glen Fry	114
	Mark Bonn	114
1972	Mark Bonn	114
	Mike Filipic	114
1973	Mark Bonn	109
1974	Jimmy Hagelthorn	116
1975	Randy Howell	72
1976	Russell Lee	143
1977	Everette Smith	158
1978	Tommy Southard	130
1979	Bob Roma	128
1980	Bob Roma	121
1981	Jeff Burke	174
1982	Terry Smith	128
1983	Monty Hitchner	89
1984	Rock Hurst	132
1985	Buddy Young	159
1986	Danny Greene	141
1987	Danny Greene	130
1988	David Greene	123
1989	Rob Goecker	114
1990	Ronnie Wagner	147
1991	Rob Goecker	206
1992	Rob Goecker	197
1993	Ronnie Wagner	165
1994	Tracy Ballew	159
1995	Dan Martz	191
1996	Eric Boehmer	214
1997	Jody Wade	201
1998	Dan Martz	186
1999	Jody Wade	221
2000	Chris Vades	218
2001	Ryan Presnell	222
2002	Derek Norman	235
2003	Dominic Franchini	213
2004	Derek Norman	215
2005	A.J. Davidiuk	235
2006	Andrew Greene	226
2007	Bobby Hubbard	207

HITS

1968	Tom Latham	32
1969	Neil Eichelberger	33
1970	Tom Latham	33
1971	Neil Eichelberger	42
1972	Mark Bonn	36
1974	Craig Resisinger	29
1975	Randy Howell	25
1976	Russell Lee	50
1977	Everette Smith	56
1978	Tommy Southard	41
1979	Bill Butler	41
1980	Bob Roma	39
1981	Jeff Burke	56
1982	Terry Smith	53
1983	Buddy Young	32
1984	Rock Hurst	51
1985	Rock Hurst	58
1986	Eddy Halleman	55
1987	Shawn McCall	47
1988	Danny Greene	40
1989	Chris Stone	32
	Brent Williams	32
1990	Craig McLaughlin	43
	Ronnie Wagner	43
1991	Brent Williams	66
1992	Rob Goecker	66
1993	Ronnie Wagner	49
1994	Russ Roper	59
1995	Dan Martz	65
1996	Jim Morrill	67
1997	Eric Boehmer	71

1998	Dan Martz	57
1999	Jody Wade	78
2000	Chris Valdes	72
2001	Derek Norman	76
2002	Derek Norman	88
2003	Dominic Franchini	69
2004	A.J. Davidiuk	67
2005	A.J. Davidiuk	80
2006	Case Cassidy	78
2007	Bobby Hubbard	60

BATTING AVERAGE

1960	Phil Chewning	360
1961	Phil Chewning	341
1962	Benny Bienkowski	426
1963	Phil King	306
1964	Charles Jennings	352
1965	Ingram Haley	302
1966	Buddy Jennings	318
1967	Martin Harvey	274
1968	Gary Laney	377
1969	Glenn Fry	293
1970	Don Leege	310
1971	Neil Eichelberger	389
1972	John Little	299
1973	Mark Bonn	330
1974	Craig Resinger	294
1975	Randy Howell	347
1976	Bob Grove	358
1977	Randy Howell	362
1978	Randy Harling	370
1979	Bill Butler	380
1980	Tom Alesio	330
	Jeff Johnson	330
1981	Gib McEachran	355
1982	Terry Smith	414
1983	Buddy Young	348
1984	Rock Hurst	386
1985	Rock Hurst	382
1986	Eddie Halleman	430
1987	Jim Piekutowski	369
1988	Brent Williams	340
1989	Chris Stone	311
1990	Chris Stone	303
1991	Brent Williams	361
1992	Rob Goecker	335
1993	Russ Roper	385
1994	Russ Roper	373
1995	Dan Martz	340
1996	Jim Morrill	332
1997	Jim Morrill	390
1998	James Bright	337
1999	Jody Wade	353
2000	Cole Hubka	336
2001	Adam Etherington	363
2002	Derek Norman	374
2003	Sam McLain	324
	Dominic Franchini	324
2004	Case Cassidy	381
2005	A.J. Davidiuk	340
2006	Will Stemberidge	372
2007	Joe Daysh	303

DOUBLES

1968	Gary Laney	9
1969	Tom Latham	6
1970	Neil Eichelberger	10
1971	Neil Eichelberger	7
	Don Leege	7
	Cleve Hightower	7
1972	Peyton Barton	7
1973	Mark Bonn	10
1974	Three Players	5
1975	Randy Howell	8
1976	Russell Lee	10
1977	Everette Smith	12
1978	Randy Harling	11
1979	Tom Alesio	7

1980	Tom Alesio	7
1981	Steve Garrison	12
1982	Terry Smith	10
1983	Paul McBride	6
1984	Eddie Halleman	9
1985	Rock Hurst	8
1986	David Greene	9
1987	Bob Thomas	8
1988	Bob Thomas	8
	Danny Greene	8
1989	Matt Piekutowski	8
	Brent Williams	8
1990	Mike Clark	10
1991	Brent Williams	15
1992	Rob Goecker	15
1993	Scott Altizer	15
1994	Russ Roper	10
	Danny Lieback	10
1995	Dan Martz	9
	Tracy Ballew	9
	Jon Placko	9
1996	Jon Placko	18
1997	Eric Boehmer	13
1998	Dan Martz	15
1999	Jody Wade	15
2000	Danny Rueckel	14
	Chris Valdes	14
2001	Adam Etherington	19
2002	Drew Latora	13
2003	Derek Norman	19
2004	Derek Norman	15
2005	Matthew Betsill	20
2006	Case Cassidy	23
2007	Bobby Hubbard	15

TRIPLES

1968	Four Players	1
1969	Glenn Fry	4
1970	Jerry Martin	3
1971	Jerry Martin	2
	Neil Eichelberger	2
1972	Mark Bonn	2
	Mike Bartik	2
1973	Jimmy Haglethorn	2
1974	Jimmy Haglethorn	3
1975	Randy Howell	2
1976	Seven Players	1
1977	Randy Howell	5
1978	Tommy Southard	3
	Randy Harling	3
1979	Randy Harling	2
1980	Bob Roma	5
1981	Jeff Burke	6
1982	Gib McEachran	3
1983	Buddy Young	3
1984	Buddy Young	2
1985	Buddy Young	2
	Paul McBride	2
1986	Eddy Halleman	2
	Paul McBride	2
1987	Danny Greene	1
	Chris Stone	1
1988	Danny Greene	1
	David Greene	1
	Corey Holden	1
1989	Craig McLaughlin	2
	Matt Piekutowski	2
1990	Rob Goecker	2
1991	Craig McLaughlin	2
1992	Ronnie Wagner	3
1993	Ronnie Wagner	4
1994	Tracy Bellew	3
1995	Jim Morrill	4
1996	Brandon Hollier	4
1997	Jim Morrill	4
	Jody Wade	3
1998	Jody Wade	5
1999	Jody Wade	4

2000	Chris Valdes	6
2001	Adam Etherington	6
2002	Nick Wadja	4
2003	Five Players	2
2004	Derek Norman	4
2005	Matthew Betsill	3
	Nick Wadja	3
2006	Jay Jackson	4
2007	Bobby Hubbard	4

HOME RUNS

1968	Marvin Haley	6
1969	Four Players	2
1970	Tom Latham	5
	Jerry Martin	5
1971	Neil Eichelberger	8
1972	Don Leege	4
1973	Walt Kalita	2
1974	Tim Schneider	3
1975	Randy Howell	3
1976	Randy Howell	11
1977	Everette Smith	7
1978	Russell Lee	5
	Timmy Lee	5
1979	Tom Alesio	3
1980	Steve Garrison	4
1981	Monty Hitchner	5
	Jeff Johnson	5
	Bob Roma	5
1982	Monty Hitchner	8
1983	Monty Hitchner	5
1984	Rock Hurst	13
1985	Paul McBride	12
	Rock Hurst	12
1986	Bob Thomas	7
1987	Bob Thomas	7
1988	Bob Thomas	8
	Danny Greene	8
1989	Brent Williams	6
1990	Craig McLaughlin	11
1991	Brent Williams	17
1992	Rob Goecker	6
	Ronnie Wagner	6
1993	Scott Altizer	7
1994	Russ Roper	3
1995	Jim Morrill	6
1996	Danny Leibach	9
1997	Jim Morrill	9
1998	Jim Morrill	13
1999	Tommy John	9
2000	Chris Valdes	9
2001	Justin Maderer	6
2002	Dominic Franchini	12
2003	Dominic Franchini	4
	Derek Norman	4
2004	Derek Norman	7
	Nick Mershon	7
2005	A.J. Davidiuk	7
2006	A.J. Davidiuk	11
2007	Tony Maccani	7

RUNS BATTED IN

1960	Phil Chewning	27
1961	Phil Chewning	22
1962	Benny Bienkowski	25
1963	Phil King	19
1964	Charles Jennings	18
1965	Mike Pate	19
1966	Buddy Jennings	11
1967	Andy Hancock	9
1968	Marvin Haley	26
1969	John Campbell	23
1970	Jerry Martin	25
1971	Neil Eichelberger	32
1972	Peyton Barton	21
1973	Craig Resinger	26
1974	Phil Davis	15
1975	Randy Howell	21



Greene



Hubbard



Maccani




Jackson



Davidiuk

2008 Furman Baseball

The Record Book / Annual Statistical Leaders



1976	Russell Lee	34
1977	Everette Smith	38
1978	Russell Lee	22
1979	Bill Butler	23
1980	Steve Garrison	21
1981	Gib McEachran	29
1982	Monty Hitchner	35
1983	Monty Hitchner	19
1984	Rock Hurst	44
1985	Rock Hurst	48
1986	Paul McBride	34
1987	Danny Greene	25
1988	Danny Greene	31
1989	Brent Williams	22
1990	Craig McLaughlin	27
1991	Brent Williams	60
1992	Mike Haverland	30
1993	Scott Altizer	37
1994	Russ Roper	27
1995	Jim Morrill	39
1996	Brandon HOLLIER	45
1997	Jim Morrill	53
1998	Jim Morrill	44
1999	Chris Valdes	40
2000	Chris Valdes	49
2001	Adam Etherington	49
2002	Dominic Franchini	49
2003	Dominic Franchini	46
2004	Derek Norman	40
2005	Matthew Betsill	50
2006	Case Cassidy	58
2007	Tony Maccani	42
	Bobby Hubbard	42

TOTAL BASES

1968	Tom Latham	46
1969	Neil Eichelberger	49
1970	Tommy Latham	54
1971	Neil Eichelberger	77
1972	Don Leege	46
1973	Mark Bonn	48
1974	Jimmy Hagelthorn	39
1975	Randy Howell	46
1976	Randy Howell	83
1977	Everette Smith	97
1978	Russell Lee	61
1979	Bill Butler	51
1980	Bob Romas	62
1981	Jeff Burke	80
1982	Monty Hitchner	85
1983	Rock Hurst	45
1984	Rock Hurst	96
1985	Rock Hurst	102
1986	Paul McBride	72
1987	Shawn McCall	61
1988	Danny Greene	74
1989	Brent Williams	59
1990	Craig McLaughlin	83
1991	Brent Williams	134
1992	Rob Goecker	99
1993	Scott Altizer	86
1994	Russ Roper	78
1995	Dan Martz	92
1996	Danny Leibach	110
1997	Jim Morrill	116
1998	Jim Morrill	107
1999	Jody Wade	119
2000	Chris Valdes	125
2001	Derek Norman	118
2002	Derek Norman	131
2003	Dominic Franchini	101
2004	Derek Norman	105
2005	Matthew Betsill	122
2006	Case Cassidy	126
2007	Bobby Hubbard	101

SLUGGING PERCENTAGE

1968	Marvin Haley	.478
------	--------------	------

1969	Glenn Fry	474
1970	Tommy Latham	486
1971	Neil Eichelberger	713
1972	Don Leege	446
1973	Mark Bonn	404
1974	Craig Reisinger	362
1975	Randy Howell	638
1976	Randy Howell	589
1977	Randy Howell	622
1978	Timmy Lee	614
1979	Bill Butler	472
1980	Steve Garrison	528
1981	Bob Roma	515
1982	Monty Hitchner	691
1983	Rock Hurst	592
1984	Rock Hurst	727
1985	Paul McBride	691
1986	Russell Rush	565
1987	Bob Thomas	576
1988	Bob Thomas	619
1989	Brent Williams	557
1990	Craig McLaughlin	580
1991	Brent Williams	732
1992	Rob Goecker	503
1993	Scott Altizer	581
1994	Russ Roper	494
1995	Jim Morrill	500
1996	Danny Leibach	534
1997	Jim Morrill	637
1998	Jim Morrill	641
1999	Ryan Richetti	573
2000	Chris Valdes	573
2001	Adam Etherington	605
2002	Derek Norman	557
2003	Dominic Franchini	474
2004	Case Cassidy	599
2005	Matthew Betsill	526
2006	A.J. Davidiuk	594
2007	Bobby Hubbard	488

RUNS SCORED

1968	Tom Latham	22
1969	Marvin Haley	24
1970	Tom Latham	33
1971	Mark Bonn	27
1972	Mark Bonn	21
1973	Ed Bonn	24
	Jimmy Hagelthorn	24
	Mike Kaufman	24
1974	Jimmy Hagelthorn	16
	Vinnie Whitehead	16
1975	Craig Reisinger	16
1976	Randy Howell	32
1977	Everette Smith	33
1978	Tommy Southard	30
1979	Bob Roma	28
1980	Bob Roma	25
1981	Steve Garrison	31
1982	Gib McEachran	34
1983	Gib McEachran	20
1984	Eddy Halleman	35
1985	Buddy Young	39
1986	Eddy Halleman	35
1987	Shawn McCall	29
1988	Bob Thomas	29
1989	Chris Stone	17
1990	Craig McLaughlin	29
1991	Craig McLaughlin	52
1992	Rob Goecker	43
1993	Ronnie Wagner	33
1994	Brynan Mahon	33
1995	Jim Morrill	23
1996	Danny Leibach	45
1997	Eric Boehmer	52
1998	Jim Morrill	39
1999	Jody Wade	58
2000	Chris Valdes	50
2001	Derek Norman	49

2002	Derek Norman	57
2003	Derek Norman	40
2004	Derek Norman	44
2005	Matthew Betsill	49
2006	Andrew Greene	53
2007	Will Stenbridge	32

STOLEN BASES

1969	Larry Dean	12
1970	Tommy Latham	12
1971	Mark Bonn	7
1972	Mark Bonn	5
1973	Craig Reisinger	9
1974	Craig Reisinger	15
1975	Craig Reisinger	12
1976	Randy Howell	21
1977	Randy Howell	19
1978	Tommy Southard	11
1979	Bob Roma	19
1980	Bob Roma	6
1981	Gib McEachran	15
1982	Gib McEachran	31
1983	Gib McEachran	10
1984	Eddy Halleman	19
1985	Rock Hurst	19
1986	Eddy Halleman	37
1987	Shawn McCall	17
1988	Russell Rush	8
1989	Chris Stone	8
1990	Craig McLaughlin	10
1991	Craig McLaughlin	13
1992	Rob Goecker	8
1993	Scott Altizer	9
	Ronnie Wagner	9
1994	Danny Leibach	11
1995	Jon Placko	19
1996	Jon Placko	31
1997	Jody Wade	23
1998	Jody Wade	18
1999	Jody Wade	31
2000	Clint Hill	12
2001	Adam Etherington	12
2002	Clint Hill	14
2003	Clint Hill	11
2004	Andrew Greene	19
2005	Andrew Greene	29
2006	Andrew Greene	20
2007	Joey Rodgers	13

WALKS

1969	Marvin Haley	28
1970	Neil Eichelberger	23
1971		
1972	Mark Bonn	16
	Mike Bartik	16
1973	Mark Bonn	30
1974	Phil Davis	18
	Vinnie Whitehead	18
1975	Bob Kellett	16
1976	Ron Smith	18
1977	Everette Smith	25
1978	Randy Harling	25
1979	Bob Roma	16
1980	Bob Roma	14
	Randy Harling	14
	Greg Mascera	14
1981	Steve Garrison	22
1982	Gib McEachran	25
1983	Buddy Young	12
1984	Eddy Halleman	27
1985	Eddy Halleman	33
1986	Eddy Halleman	28
1987	Shawn McCall	19
	Bob Thomas	19
1988	Bob Thomas	16
1989	Mike Clark	23
1990	Brent Williams	18
1991	Brent Williams	30

1992	Mike Haverland	27
1993	Jeff Klimek	23
1994	Jeff Klimek	28
1995	Jim Morrill	24
1996	Jim Morrill	26
1997	Jim Morrill	35
1998	Jim Morrill	29
1999	James Bright	30
2000	James Bright	28
2001	Clint Hill	29
2002	Clint Hill	27
2003	Clint Hill	28
2004	Derek Norman	23
2005	A.J. Davidiuk	23
2006	A.J. Davidiuk	23
	Ben Terry	23
2007	Marcus Rose	27

PITCHING

APPEARANCES

1968	Ron Davis	18
1969	Tom Harrison	12
1970	John Katona	11
1971	John Katona	13
1972	John Katona	13
1973	Bob Kellett	15
1974	Marion Goodyear	10
	Todd Brenizer	10
1975	Jeff Roberts	8
1976	Jeff Roberts	13
1977	Timmy Lee	15
1978	Peter Jones	14
1979	Peter Jones	14
1980	Peter Jones	14
1981	Edison Arnette	20
1982	Jeff Fagan	11
1983	Jeff Fagan	9
1984	Ed Doubleday	15
1985	Kirk Burnette	16
1986	Jim Burdin	14
1987	Kevin Ballard	20
1988	Mike Clark	22
1989	Mike Clark	14
1990	Tony Anderson	13
1991	Will Ertel	21
1992	Charles Braswell	15
1993	Will Ertel	20
1994	Chuck Bland	19
1995	Chuck Bland	23
1996	Matt Dickson	37
1997	Matt Dickson	23
1998	William Rowland	22
1999	Brendan Farran	25
2000	Brian Corcoran	22
2001	Rob Purvis	28
2002	Rob Purvis	34
2003	David Mitchell	27
2004	Calvin Hurst	33
2005	David Mitchell	28
2006	David Mitchell	28
2007	Nick Hollstegge	26
	Spencer Hale	26

STARTS

1968	Tom Harrison	9
1969	John Katona	9
1970	John Katona	11
1971	John Katona	12
1972	John Katona	10
1973	Todd Brenizer	11
1974	Todd Brenizer	10
1975	Bob Miller	6
1976	Chris Mensing	11
1977	Chris Mensing	10
1978	Timmy Lee	10
1979	Artie Dowd	10
1980	Steve Lloyd	8



Franchini



Rose



Betsill



Norman



Hale



2008 Furman Baseball

The Record Book / Annual Statistical Leaders

1981	Scott Schlenk.....	10
1982	Jeff Fagan.....	10
1983	Scott Schlenk.....	9
1984	Matt Hlay.....	10
1985	Kirk Burnett.....	15
1986	Ed Doubleday.....	9
1987	Kirk Burnett.....	10
1988	Mike Clark.....	7
	Tony Anderson.....	7
	Tommy Anderson.....	7
1989	Mike Clark.....	11
1990	Tony Anderson.....	13
1991	Will Ertel.....	15
1992	Charles Braswell.....	12
1993	Charles Braswell.....	8
1994	Charles Braswell.....	12
1995	Jim Jordan.....	14
1996	Andrew Banks.....	14
	Jim Jordan.....	14
1997	David Noyce.....	14
1998	Chip Bates.....	11
1999	Chip Bates.....	15
2000	Corey Etheridge.....	18
2001	Toby David.....	15
	Tom Mastny.....	15
2002	Tom Mastny.....	18
2003	Tom Mastny.....	15
2004	Kyle Funk.....	15
2005	Sam Perry.....	15
2006	Matt Klinker.....	15
	Ryan Hodinka.....	15
2007	Matt Klinker.....	13
	Jay Jackson.....	13
	Mason Smith.....	13

COMPLETE GAMES

1969	Tom Harrison.....	5
1970	John Katona.....	10
1971	John Katona.....	10
1972	John Katona.....	7
1973	Todd Brenizer.....	5
	Marion Goodyear.....	5
1974	Todd Brenizer.....	7
1975	Randy Howell.....	3
	Jeff Roberts.....	3
	Bob Miller.....	3
1976	Jeff Roberts.....	9
1977	Chris Mensing.....	6
1978	Timmy Lee.....	6
1979	Peter Jones.....	6
1980	Jeff Craugh.....	3
	Steve Jamroz.....	3
	Steve Lloyd.....	3
1981	Scott Schlenk.....	6
1982	Jeff Fagan.....	7
1983	Scott Schlenk.....	6
1984	Matt Hlay.....	5
1985	Kirk Burnett.....	9
1986	Kirk Burnett.....	4
1987	Kirk Burnett.....	3
1988	Jim Burdin.....	1
	Mike Clark.....	1
	David Clark.....	1
1989	Mike Clark.....	7
1990	Tony Anderson.....	5
1991	Will Ertel.....	11
1992	Charles Braswell.....	9
1993	Charles Braswell.....	3
	Will Ertel.....	3
1994	Jim Jordan.....	3
1995	Three Players.....	2
1996	Andrew Banks.....	3
1997	Tommy John.....	3
1998	William Rowland.....	2
1999	Toby David.....	3
2000	Toby David.....	2
2001	Toby David.....	4
2002	Tom Mastny.....	3

2003	Tom Mastny.....	8
2004	Sam Perry.....	1
2005	Ryan Hodinka.....	1
	Sam Perry.....	0
2006	None.....	0
2007	Matt Klinker.....	1

WINS

1968	Ron Davis.....	5
1969	Tom Harrison.....	5
1970	John Katona.....	8
1971	John Katona.....	10
1972	John Katona.....	8
1973	Todd Brenizer.....	7
1974	Todd Brenizer.....	5
1975	Bob Miller.....	3
	David Carpenter.....	3
1976	Chris Mensing.....	7
1977	Timmy Lee.....	5
1978	Timmy Lee.....	5
1979	Artie Dowd.....	5
1980	Jeff Craugh.....	3
1981	Scott Schlenk.....	6
1982	Scott Schlenk.....	5
1983	Scott Schlenk.....	2
1984	Matt Hlay.....	4
	Scott Schlenk.....	4
1985	Kirk Burnett.....	6
1986	Kirk Burnett.....	3
	Jim Burdin.....	3
1987	Jim Ballard.....	4
1988	Mike Clark.....	3
1989	Mike Clark.....	4
1990	David Hartley.....	4
1991	Will Ertel.....	12
1992	Shane Spears.....	5
	Adam Murphy.....	5
1993	Will Ertel.....	4
1994	Jim Jordan.....	3
1995	Jim Jordan.....	5
	Chuck Bland.....	5
1996	David Noyce.....	6
1997	Seth Rhine.....	6
1998	Seth Rhine.....	6
1999	William Rowland.....	5
2000	Corey Etheridge.....	7
2001	Toby David.....	8
	Tom Mastny.....	8
2002	Jeff Stovall.....	7
2003	Tom Mastny.....	11
2004	David Mitchell.....	4
	Ryan Hodinka.....	4
2005	Ryan Hodinka.....	7
2006	Ryan Hodinka.....	9
2007	Matt Klinker.....	5

INNINGS PITCHED

1968	Tom Harrison.....	47.0
1969	Tom Harrison.....	64.1
1970	John Katona.....	86.2
1971	John Katona.....	93.0
1972	John Katona.....	76.1
1973	Todd Brenizer.....	81.0
1974	Todd Brenizer.....	82.1
1975	Jeff Roberts.....	39.0
1976	Chris Mensing.....	80.2
1977	Chris Mensing.....	72.1
1978	Timmy Lee.....	67.0
1979	Peter Jones.....	73.0
1980	Peter Jones.....	50.2
1981	Scott Schlenk.....	66.2
1982	Jeff Fagan.....	66.1
1983	Scott Schlenk.....	65.1
1984	Matt Hlay.....	72.2
1985	Kirk Burnett.....	103.2
1986	Ed Doubleday.....	69.0
1987	Kevin Ballard.....	60.0
1988	Mike Clark.....	69.0

1989	Mike Clark.....	79.2
1990	Tony Anderson.....	81.0
1991	Will Ertel.....	132.1
1992	Charles Braswell.....	96.1
1993	Will Ertel.....	56.0
1994	Charles Braswell.....	80.0
1995	Jim Jordan.....	79.1
1996	Andrew Banks.....	88.0
1997	David Noyce.....	83.0
1998	William Rowland.....	71.2
1999	Toby David.....	84.1
2000	Corey Etheridge.....	97.1
2001	Toby David.....	103.0
2002	Tom Mastny.....	110.0
2003	Tom Mastny.....	124.0
2004	Kyle Funk.....	77.2
2005	Sam Perry.....	90.1
2006	Matt Klinker.....	87.2
2007	Matt Klinker.....	86.2

EARNED RUN AVERAGE

1960	Doug Turner.....	3.91
1961
1962
1963	Bob Rasmussen.....	2.33
1964	Richard Godsey.....	1.42
1965	John McCormick.....	2.11
1966	Steve Martin.....	3.51
1967	Mike Brown.....	2.52
1968	Tom Harrison.....	2.87
1969	Terry Deaver.....	1.27
1970	John Katona.....	1.14
1971	John Katona.....	1.84
1972	Ray Martin.....	1.76
1973	Todd Brenizer.....	1.67
1974	Marion Goodyear.....	1.22
1975	Jeff Fadem.....	1.54
1976	Jeff Roberts.....	2.25
1977	Timmy Lee.....	3.91
1978	Peter Jones.....	3.06
1979	Steve Lloyd.....	2.73
1980	Jeff Craugh.....	5.01
1981	Scott Schlenk.....	4.59
1982	Tim Obert.....	2.33
1983	Scott Schlenk.....	4.82
1984	Kirk Burnett.....	4.05
1985	Don Gargano.....	4.66
1986	Brad Rogers.....	3.49
1987	Kevin Ballard.....	4.80
1988	David Hartley.....	5.19
1989	Tom Brodnax.....	3.98
1990	Jeff Baker.....	2.98
1991	Charles Braswell.....	3.22
1992	Shane Spears.....	3.97
1993	Andrew Banks.....	3.30
1994	Charles Braswell.....	4.05
1995	Chuck Band.....	5.19
1996	David Noyes.....	3.72
1997	Seth Rhine.....	4.26
1998	David Noyes.....	3.38
1999	Rob Purvis.....	3.47
2000	Danny Rueckel.....	2.93
2001	Toby David.....	3.32
2002	Jeff Stovall.....	1.46
2003	Tom Mastny.....	1.09
2004	Calvin Hurst.....	2.85
2005	Ryan Hodinka.....	3.66
2006	David Mitchell.....	2.22
2007	Nick Hollstegge.....	4.23

STRIKEOUTS

1968	Tom Harrison.....	56
1969	Tom Harrison.....	74
1970	John Katona.....	74
1971	John Katona.....	109
1972	John Katona.....	67
1973	Todd Brenizer.....	73
1974	Todd Brenizer.....	78

1975	Jeff Roberts.....	21
1976	Chris Mensing.....	41
1977	Chris Mensing.....	54
1978	Timmy Lee.....	56
1979	Peter Jones.....	43
1980	Peter Jones.....	42
1981	Scott Schlenk.....	43
1982	Jeff Fagan.....	45
1983	Scott Schlenk.....	43
1984	Ed Doubleday.....	46
1985	Kirk Burnett.....	76
1986	Kirk Burnett.....	43
1987	Kirk Burnett.....	33
1988	Mike Clark.....	68
1989	Mike Clark.....	59
1990	Tony Anderson.....	59
1991	Will Ertel.....	96
1992	Shane Spears.....	69
1993	Will Ertel.....	42
1994	Andrew Banks.....	58
1995	Jim Jordan.....	52
1996	Andrew Banks.....	54
1997	David Noyce.....	62
1998	Chip Bates.....	70
1999	Chip Bates.....	85
2000	Corey Etheridge.....	63
2001	Toby David.....	58
2002	Tom Mastny.....	95
2003	Tom Mastny.....	103
2004	Matt Klinker.....	44
2005	Ben Hunter.....	89
2006	Matt Klinker.....	65
2007	Matt Klinker.....	70

SAVES

1987	Jim Ballard.....	2
1988	Jim Ballard.....	1
	David Hartley.....	1
	Roddy Moore.....	1
1989	Mike Clark.....	1
1990	Will Ertel.....	1
	Tommy Anderson.....	1
1991	Charles Braswell.....	1
	Tommy Anderson.....	1
1992	Matt Hammond.....	1
	Adam Murphy.....	1
	Chris Traynor.....	1
1993	Chuck Bland.....	1
	Charles Braswell.....	1
1994	Shawn Austin.....	1
1995	Chuck Bland.....	4
1996	Matt Peterman.....	3
1997	David Noyce.....	2
	Brandon Slade.....	2
	Ryan Foote.....	2
1998	William Rowland.....	4
1999	Rob Purvis.....	2
	William Rowland.....	2
2000	Rob Purvis.....	7
2001	Danny Rueckel.....	3
2002	Rob Purvis.....	6
2003	David Mitchell.....	7
2004	Calvin Hurst.....	9
2005	Nick Hollstegge.....	7
2006	Nick Hollstegge.....	11
2007	Nick Hollstegge.....	3
	Nicholas Karow.....	3



Smith



Perry



Klinker



Hurst



Karow

2008 Furman Baseball

The Record Book / SoCon Stat Champions, The Last Time




SOUTHERN CONFERENCE STATISTICAL CHAMPIONS

TEAM		1984..... Rock Hurst	13
Batting	Avg.	Stolen Bases	SB
1971..... Furman.....	272	1960..... Gaines Mason	17
		1984..... Eddy Halleman	19
		1986..... Eddy Halleman	35
Home Runs	HR	Runs Batted In	RBI
1970..... Furman.....	13	1960..... Phil Chewning	27
1971..... Furman.....	29	1970..... Jerry Martin.....	25
		1971..... Neil Eichelberger	32
Strikeouts	ERA	Runs Scored	R
1969..... Furman.....	206	1962..... Sam Pickens	28
1971..... Furman.....	246	Earned Run Average	ERA
1972..... Furman.....	182	1969..... Terry Deaver	1.27
1974..... Furman.....	207	2003..... Tom Masnty.....	1.09
INDIVIDUAL		Wins	Record
Batting	Avg.	1971..... John Katona	10-2
1971..... Neil Eichelberger	389	1972..... John Katona	8-3
		1991..... Will Ertel.....	12-6
Doubles	2B	2003..... Tom Mastny.....	11-2
1960..... Shelly Sutton.....	11	Strikeouts	SO
1962..... Sam Pickens	8	1971..... John Katona	109
1968..... Gary Laney	9	1974..... Todd Brenizer.....	78
1970..... Neil Eichelberger	10	1991..... Will Ertel.....	96
1973..... Mark Bonn.....	10	Innings Pitched	IP
2006..... Case Cassidy.....	23	1991..... Will Ertel.....	132.1
Triples	3B	Complete Games	CG
1977..... Randy Howell	5	1991..... Will Ertel.....	11
1980..... Bob Roma.....	5	1992..... Charles Braswell	9
1993..... Ronnie Wagner.....	4	2003..... Tom Mastny.....	8
2001..... Adam Etherington	6		
Home Runs	HR		
1965..... Phil King.....	3		
1967..... Andy Hancock.....	4		
1970..... Jerry Martin.....	4		
1971..... Neil Eichelberger	8		
1972..... Don Leege	4		
1976..... Randy Howell	11		

THE LAST TIME A FURMAN PLAYER...

Hit two home runs in a game: Bobby Hubbard vs. UNC Greensboro, April 6, 2007
Hit three home runs in a game: Danny Rueckel at VMI, March 19, 2000
Hit a grand slam: Joe Daysh at Davidson, May 20, 2005
Hit an inside-the-park home run: Derek Norman vs. Georgia State, May 14, 2003
Hit home runs in back-to-back games:
Hit home runs in three consecutive games: Ryan Richetti vs. High Point, Charleston Southern, Appalachian State, April 6-10, 1999
Totaled Seven RBI in a game: Case Cassidy (7) vs. Appalachian State, April 23, 2006
Stole four bases in a game: Andrew Greene (4) vs. Davidson, Mar. 24, 2006
Hit for the cycle: Case Cassidy vs. Appalachian State, April 23, 2006
Recorded 10 or more strikeouts in game: Matt Klinker(10) vs. Wofford, May 31, 2006
Pitched a nine-inning complete game: Matt Klinker vs. The Citadel, May 17, 2007
Pitched a complete game shutout: Tom Mastny vs. E. Tenn. St., May 10, 2003
Pitched a nine inning, complete game shutout: Tom Mastny vs. E. Tenn. St., May 10, 2003
Pitched a no-hitter: Peter Jones vs. VMI, Mar. 19, 1979
Pitched a one-hitter: Rusty Putnam vs UNC Asheville, February 16, 2000



Danny Rueckel's three-home run performance in an 8-7 win over VMI in 2000 was the last by a Paladin.

THE LAST TIME A FURMAN TEAM...

Shutout an opponent: vs. Wofford, Mar. 31, 2006
Was shutout: by South Carolina, Apr. 4, 2007
Recorded back-to-back shutouts: vs. High Point, Feb. 8, 2003 (DH)
Was shutout in back-to-back games: by Florida State, Apr. 22-23, 1994
Scored 10 or more runs in an inning: 11 vs. Gardner-Webb, Mar. 21, 2007
Gave up 10 or more runs in an inning: 10 by Auburn, Feb. 12, 2000
Scored 20 or more runs in a game: 24 vs. Indiana, February 24, 2001
Gave up 20 or more runs in a game: 21 by Elon, Apr. 9, 2005
Turned a triple play: vs. UNC-Asheville, Apr. 11, 2001
Had a triple play turned against it: by UAB, Mar. 9, 2007
Recorded a no-hitter: vs. VMI, Mar. 19, 1979
Was no-hit: by The Citadel, May 19, 1999



Randy Howell's 11 home runs topped the Southern Conference in 1976 and helped Furman to a league championship and NCAA Tournament appearance.



2008 Furman Baseball

The Record Book / Season, Career Statistical Leaders

BATTING

SEASON GAMES

Rank Player	Year	G
1) Derek Norman	2002	60
2) A.J. Davidiuk	2005	59
Matthew Betsill	2005	59
Andrew Greene	2005	59
5) Sam McLain	2005	58
6) Dominic Franchini	2002	57
Nick Wajda	2005	57
Case Cassidy	2005	57
Chris Valdes	1999	57
Chris Valdes	2000	57
James Bright	2000	57
Tommy John III	2000	57

SEASON STARTS

Rank Player	Year	GS
1) Derek Norman	2002	60
2) A.J. Davidiuk	2005	59
Matthew Betsill	2005	59
4) Andrew Greene	2005	58
5) Chris Valdes	1999	57
Case Cassidy	2005	57
7) Danny Rueckel	1999	56
Jody Wade	1999	56
Chris Valdes	2000	56
Tommy John III	2000	56

SEASON AT-BATS

Rank Player	Year	G	AB
1) Derek Norman	2002	60	235
A.J. Davidiuk	2005	59	235
3) Andrew Greene	2005	59	234
4) Matthew Betsill	2005	59	232
5) Case Cassidy	2005	57	226
Andrew Greene	2006	55	226
7) Ryan Presnell	2001	55	222
8) Jody Wade	1999	56	221
9) Chris Valdes	2000	57	218
10) Dominic Franchini	2002	57	216

SEASON HITS

Rank Player	Year	G	H
1) Derek Norman	2002	60	88
2) A.J. Davidiuk	2005	59	80
3) Jody Wade	1999	56	78
Matthew Betsill	2005	59	78
Case Cassidy	2006	54	78
6) Derek Norman	2001	51	76
7) Case Cassidy	2005	57	75
A.J. Davidiuk	2006	55	75
9) Chris Valdes	2000	57	72
Andrew Greene	2005	59	72

SEASON BATTING AVERAGE

Rank Player	Year	AB	H	AVG
1) Jimmy Powell	1941			.432
2) Eddy Halleman	1986	128	55	.430
3) Benny Bienkowski	1962			.426
4) Sam Pickens	1962			.422
5) Phil Chewing	1960			.419
6) Terry Smith	1982	128	53	.414
7) Monty Hitchner	1982	123	50	.407
8) Jim Morrill	1997	182	71	.390
9) Neil Eichelberger	1971	108	42	.389
10) Rock Hurst	1984	132	51	.386


SEASON DOUBLES

Rank Player	Year	G	2B
1) Case Cassidy	2006	54	23
2) Matthew Betsill	2005	59	20
3) Adam Etherington	2001	55	19

Derek Norman	2003	51	19
5) Jon Placko	1996	54	18
A.J. Davidiuk	2005	59	18
7) Derek Norman	2001	51	17
8) Dominic Franchini	2003	55	16
9) Brent Williams	1991	52	15
Rob Goecker	1992	52	15
Scott Altizer	1993	39	15
Dan Martz	1998	48	15
Jody Wade	1999	56	15
Danny Rueckel	2001	54	15
Derek Norman	2004	54	15
A. J. Davidiuk	2006	55	15

SEASON TRIPLES

Rank Player	Year	G	TB
1) Jeff Burke	1981	44	6
Chris Valdes	2000	57	6
Adam Etherington	2001	55	6
4) Randy Howell	1977	36	5
Bob Roma	1980	29	5
Jody Wade	1998	48	5
Derek Norman	2001	51	5



Case Cassidy's 23 doubles in 2006 marked a new Furman season record.

SEASON HOME RUNS

Rank Player	Year	G	HR
1) Brent Williams	1991	52	17
2) Craig McLaughlin	1991	52	16
3) Rock Hurst	1984	35	13
Jim Morrill	1998	48	13
5) Rock Hurst	1985	40	12
Paul McBride	1985	42	12
Dominic Franchini	2002	57	12
8) Randy Howell	1976	39	11
Craig McLaughlin	1990	42	11
A.J. Davidiuk	2006	55	11

SEASON RUNS BATTED IN

Rank Player	Year	G	RBI
1) Brent Williams	1991	52	60
2) Case Cassidy	2006	54	58
3) Jim Morrill	1997	51	53
4) Matthew Betsill	2005	59	50
5) Chris Valdes	2000	57	49
Adam Etherington	2001	55	49
Dominic Franchini	2002	57	49
8) Rock Hurst	1985	40	48
A.J. Davidiuk	2006	55	48
10) Tony Maccani	2006	55	47

SEASON TOTAL BASES

Rank Player	Year	G	TB
1) Brent Williams	1991	52	134
2) Derek Norman	2002	60	131
3) Case Cassidy	2006	54	126
4) Chris Valdes	2000	57	125
5) Craig McLaughlin	1991	52	124
6) A.J. Davidiuk	2006	55	123
7) Matthew Betsill	2005	59	125
8) A.J. Davidiuk	2005	59	120
9) Jody Wade	1999	56	119
10) Derek Norman	2001	51	118

SEASON SLUGGING PERCENTAGE

Rank Player	Year	AB	TB	PCT
1) Brent Williams	1991	183	134	.732
2) Rock Hurst	1984	132	96	.727
3) Neil Eichelberger	1977	108	77	.713
4) Paul McBride	1985	136	94	.6911
5) Monty Hitchner	1982	123	85	.6910
6) Rock Hurst	1985	152	102	.671
7) Criag McLaughlin	1991	193	124	.642
8) Jim Morrill	1998	167	107	.641
9) Randy Howell	1975	72	46	.638
10) Jim Morrill	1997	182	116	.637

SEASON RUNS SCORED

Rank Player	Year	G	R
1) Jody Wade	1999	56	58
2) Derek Norman	2002	60	57
3) Andrew Greene	2006	55	53
4) Craig McLaughlin	1991	52	52
Eric Boehmer	1997	51	52
6) Chris Valdes	2000	57	50
7) Derek Norman	2001	51	49
Matthew Betsill	2005	59	49
9) A.J. Davidiuk	2006	55	48
10) Ben Terry	2006	54	47

SEASON STOLEN BASES

Rank Player	Year	G	SB (ATT)
1) Eddy Halleman	1986	35	35 (38)
2) Gib McEachran	1982	34	31 (35)
Jon Placko	1996	54	31 (37)
Jody Wade	1999	56	31 (36)
5) Andrew Greene	2005	59	29 (34)
6) Ben Terry	2005	48	28 (33)
7) Danny Leibach	1996	54	25 (28)
8) Jody Wade	1996	50	24 (28)
9) Jody Wade	1997	53	23 (27)
10) Randy Howell	1976	39	21 (22)

SEASON STOLEN BASE PERCENTAGE

Rank Player	Year	SB (ATT)	PCT
1) Randy Howell	1976	21 (22)	.954
2) Randy Howell	1977	19 (20)	.950
3) Ron Smith	1977	17 (18)	.944
Rock Hurst	1988	17 (18)	.944
5) Eddy Halleman	1986	35 (38)	.921
6) Terry Smith	1982	19 (21)	.905
7) Shawn McCall	1987	17 (19)	.895
8) Danny Leibach	1996	25 (28)	.893
9) Gib McEachran	1982	31 (35)	.886
10) Gib McEachran	1981	15 (17)	.882

Minimum 15 SB

SEASON SACRIFICE BUNTS

Rank Player	Year	G	SH
1) Andrew Greene	2005	59	15
2) Ben Terry	2005	48	14
Joey Rodgers	2007	54	14
4) Jeff Johnson	1981	33	11
Marcus Rose	2007	46	11
6) Craig Caudill	2004	51	10



Andrew Greene registered a Furman record 15 sacrifices in 2005.

Danny Greene	1986	39	10
8) Shawn McCall	1986	39	9
Tom Nagy	1991	46	9
Andrew Greene	2006	55	9
Spence Gibbs	2006	40	9

SEASON SACRIFICE FLIES

Rank Player	Year	G	SF
1) Chris Valdes	1999	57	6
2) Mike Haverland	1992	51	5
Danny Rueckel	1999	56	5
Tommy John III	2000	57	5
Dominic Franchini	2002	57	5
Derek Norman	2004	54	5
Case Cassidy	2005	57	5
Bobby Hubbard	2007	55	5

SEASON HIT-BY-PITCH

Rank Player	Year	G	HBP
1) Ryan Richetti	1999	39	14
2) Sam McLain	2005	58	12
3) Ryan Richetti	2000	45	10
Tony Maccani	2005	46	10
A.J. Davidiuk	2006	55	10
6) D.J. Bissinger	1998	46	9
7) D.J. Bissinger	1995	48	8
D.J. Bissinger	1997	48	8
A.J. Daviduk	2003	50	8
Joey Rodgers	2005	32	8

SEASON WALKS

Rank Player	Year	G	BB
1) Derek Norman	2002	60	36
2) Jim Morrill	1997	51	35
3) Eddy Halleman	1985	42	33
4) Mark Bonn	1973	33	30
Brent Williams	1991	52	30
James Bright	1999	48	30
7) Jim Morrill	1998	48	29
Clint Hill	2001	49	29
9) Marvin Haley	1969	35	28
Buddy Young	1985	43	28
Eddy Halleman	1986	35	28
Jeff Klimek	1994	44	28
Eric Boehmer	1997	51	28
Chris Valdes	1999	57	28
James Bright	2000	57	28
Clint Hill	2003	52	28

2008 Furman Baseball

The Record Book / Season, Career Statistical Leaders



PITCHING

SEASON APPEARANCES

Rank	Player	Year	APP
1)	Matt Dickson	1996	37
2)	Rob Purvis	2002	34
3)	Calvin Hurst	2004	33
4)	Rob Purvis	2000	32
5)	Ryan Hodinka	2004	31
6)	Rob Purvis	2001	28
	David Mitchell	2005	28
	David Mitchell	2006	28
9)	David Mitchell	2003	27
	Ryan Hodinka	2005	27

SEASON STARTS

Rank	Player	Year	GS
1)	Corey Etheridge	2000	18
	Tom Mastny	2002	18
3)	Chip Bates	1999	16
	Corey Etheridge	2002	16
5)	Kirk Burnett	1985	15
	Will Ertel	1991	15
	Toby David	1999	15
	Toby David	2001	15
	Tom Mastny	2001	15
	Tom Mastny	2003	15
	Kyle Funk	2004	15
	Sam Perry	2005	15
	Matt Klinker	2006	15
	Ryan Hodinka	2006	15

SEASON COMPLETE GAMES

Rank	Player	Year	CG
1)	Will Ertel	1991	11
2)	John Katona	1970	10
	John Katona	1971	10
4)	Charlie Moore	1956	9
	Jeff Roberts	1976	9
	Kirk Burnett	1985	9
	Charles Braswell	1992	9
8)	Chris Mensing	1976	8
	Shane Spears	1992	8
	Tom Mastny	2003	8

SEASON WINS


Rank	Player	Year	Wins
1)	Will Ertel	1991	12
2)	Tom Mastny	2003	11
3)	John Katona	1971	10
4)	Ryan Hodinka	2006	9
5)	Charlie Moore	1956	8
	John Katona	1970	8
	John Katona	1972	8
	Toby David	2001	8
	Tom Mastny	2001	8
10)	Richard Godsey	1964	7
	Todd Brenizer	1973	7
	Chris Mensing	1976	7
	Charles Braswell	1991	7
	Seth Rhine	1997	7
	Corey Etheridge	2000	7
	Jeff Stovall	2002	7
	Ryan Hodinka	2005	7

SEASON WINNING PERCENTAGE

Rank	Player	Year	W-L	PCT
1)	Tom Mastny	2003	11-2	.846
2)	John Katona	1971	10-2	.833
3)	Ryan Hodinka	2006	9-2	.818
4)	Artie Dowd	1976	4-1	.800
5)	Chris Mensing	1976	7-2	.778
	Seth Rhine	1997	7-2	.778
	Jeff Stovall	2001	7-2	.778
8)	Tommy John	1997	6-2	.750

9)	John Katona	1970	8-3	.727
	John Katona	1972	8-3	.727

Minimum 5 Decisions



Ryan Hodinka posted a 9-2 record in 2006.

SEASON INNINGS PITCHED

Rank	Player	Year	IP
1)	Will Ertel	1991	132.1
2)	Tom Mastny	2003	124.0
3)	Tom Mastny	2002	110.0
4)	Kirk Burnett	1985	103.2
5)	Toby David	2001	103.0
6)	Corey Etheridge	2000	97.1
7)	Charles Braswell	1992	96.1
8)	John Katona	1971	93.0
9)	Sam Perry	2005	90.1

SEASON EARNED RUN AVERAGE

Rank	Player	Year	IP	ER	ERA
1)	Tom Mastny	2003	124.0	15	1.09
2)	John Katona	1970	86.2	11	1.14
3)	Marion Goodyear	1974	37.0	5	1.22
4)	Terry Deaver	1969	35.1	5	1.27
5)	Richard Godsey	1964	1.42
6)	Jeff Stovall	2002	86.1	14	1.46
7)	Todd Brenizer	1973	81.0	15	1.67
8)	Ray Martin	1972	51.0	10	1.76
9)	John Katona	1971	93.0	19	1.84

Minimum 35.0 IP

SEASON STRIKEOUTS

Rank	Player	Year	K
1)	John Katona	1971	109
2)	Tom Mastny	2003	103
3)	Will Ertel	1991	96
4)	Tom Mastny	2002	95
5)	Ben Hunter	2005	89
6)	Chip Bates	1999	85
7)	Todd Brenizer	1974	78
8)	Kirk Burnett	1985	76
9)	Tom Harrison	1969	74
	John Katona	1970	74

SEASON STRIKEOUTS PER NINE INNINGS

Rank	Player	Year	K	IP	K/9IP
1)	Ben Hunter	2005	89	74.0	10.82
2)	John Katona	1971	109	93.0	10.55
3)	Tom Harrison	1969	74	64.1	10.35
4)	Chip Bates	1999	85	80.1	9.52
5)	Tony Anderson	1991	50	48.2	9.25
6)	Chip Bates	1998	70	68.1	9.22
7)	Mike Clark	1988	68	69.0	8.86

8)	Todd Brenizer	1974	78	82.0	8.52
9)	Matt Hammond	1992	37	40.0	8.33
10)	Todd Brenizer	1973	73	81.0	8.11

Minimum 35.0 IP (K)/(IP) x 9

SEASON STRIKEOUT-TO-WALK RATIO

Rank	Player	Year	K	BB	K/BB
1)	Tom Mastny	2003	103	22	4.68
2)	Shane Spears	1992	69	15	4.60
3)	David Noyce	1998	54	15	3.60
4)	Jeff Roberts	1977	43	12	3.58
5)	Tom Mastny	2002	95	29	3.27
6)	Tommy John III	1997	42	13	3.23
7)	Chip Bates	1998	70	23	3.04
8)	Jeff Stovall	2002	56	19	2.94
9)	Toby David	2001	58	20	2.90
10)	William Rowland	1999	52	18	2.89

Minimum 35.0 IP (K)/(BB)

SEASON SAVES

Rank	Player	Year	CG
1)	Nick Hollstegge	2006	11
2)	Calvin Hurst	2004	9
3)	Rob Purvis	2000	7
	David Mitchell	2003	7
	Nick Hollstegge	2005	7
6)	Rob Purvis	2002	6
7)	Chuck Bland	1995	4
	William Rowland	1998	4

BATTING

CAREER GAMES

Rank	Player	Years	G
1)	Danny Rueckel	1999-02	216
	Derek Norman	2001-04	216
	A.J. Davidiuk	2003-06	216
4)	Dominic Franchini	2001-04	214
5)	Chris Valdes	1998-01	211
6)	Ryan Presnell	1999-02	210
7)	Adam Etherington	1998-01	208
8)	Jody Wade	1996-99	207
9)	Andrew Greene	2003-06	206
10)	Jim Morrill	1995-98	202

CAREER STARTS

Rank	Player	Years	Starts
1)	Derek Norman	2001-04	216
2)	Danny Rueckel	1999-02	214
3)	A.J. Davidiuk	2003-06	212
4)	Dominic Franchini	2001-04	209
5)	Chris Valdes	1998-01	208
6)	Jody Wade	1996-99	205
7)	Jim Morrill	1995-95	202
8)	Ryan Presnell	1999-02	194
9)	Dan Martz	1995-98	193
10)	Adam Etherington	1998-01	192

CAREER AT-BATS

Rank	Player	Years	G	AB
1)	Derek Norman	2001-04	216	864
2)	Dominic Franchini	2001-04	214	832
3)	A.J. Davidiuk	2003-06	216	806
4)	Chris Valdes	1998-01	211	796
	Danny Rueckel	1999-02	216	796
6)	Jody Wade	1996-99	205	770
7)	Ryan Presnell	1999-02	210	760
8)	Andrew Greene	2003-06	206	754
9)	Dan Martz	1995-98	193	744
10)	Clint Hill	2000-03	198	731

CAREER HITS

Rank	Player	Years	G	H
1)	Derek Norman	2001-04	216	288
2)	A.J. Davidiuk	2003-06	216	264

3)	Jim Morrill	1995-98	202	245
4)	Dominic Franchini	2001-04	209	244
5)	Jody Wade	1996-99	205	235
6)	Ryan Presnell	1999-02	210	229
7)	Chris Valdes	1998-01	211	228
8)	Case Cassidy	2003-06	178	226
9)	Danny Rueckel	1999-02	216	223
10)	Andrew Greene	2003-06	206	221

CAREER BATTING AVERAGE

Rank	Player	Years	AB	H	AVG
1)	Phil Chewing	1960-62378
2)	Terry Smith	1981-82	251	91	.363
3)	Case Cassidy	2003-06	650	226	.348
4)	Rock Hurst	1982-85	443	151	.341
5)	Jim Morrill	1995-98	723	245	.339
6)	Randy Howell	1975-77	340	115	.338
7)	Derek Norman	2001-04	864	288	.333
8)	Paul McBride	1983-86	453	150	.331
9)	A.J. Davidiuk	2003-06	806	264	.328
10)	Sam McLain	2003-05	459	153	.326

CAREER DOUBLES

Rank	Player	Years	G	2B
1)	Derek Norman	2001-04	216	61
2)	A.J. Davidiuk	2003-06	216	54
3)	Case Cassidy	2003-06	178	53
4)	Dominic Franchini	2001-04	214	52
5)	Danny Rueckel	1999-02	216	50
6)	Adam Etherington	1998-01	208	49
7)	Dan Martz	1995-98	193	48
8)	Jim Morrill	1995-98	202	47
9)	Ryan Presnell	1999-02	210	42
10)	Rob Goecker	1989-92	178	37
	Chris Valdes	2000-03	211	37

CAREER TRIPLES

Rank	Player	Years	G	3B
1)	Jody Wade	1996-99	205	14
2)	Derek Norman	2001-04	216	12
3)	Chris Valdes	1998-01	211	10
	Nick Wajda	2002-05	188	10
5)	Randy Howell	1975-77	97	8
	Ronnie Wagner	1990-93	176	9
	Jim Morrill	1995-98	202	9
8)	Ryan Presnell	1999-02	210	8

CAREER HOME RUNS

Rank	Player	Years	G	HR
1)	Brent Williams	1988-91	157	35
2)	Craig McLaughlin	1988-91	153	34
3)	Rock Hurst	1982-85	126	31
	Jim Morrill	1995-98	202	31
5)	Bob Thomas	1985-88	135	30
6)	Dominic Franchini	2001-04	214	26
7)	Chris Valdes	1998-01	211	25
	Derek Norman	2001-04	216	25
9)	A.J. Davidiuk	2003-06	212	24
10)	Paul McBride	1983-86	136	21


CAREER RUNS BATTED IN

Rank	Player	Years	G	RBI
1)	Dominic Franchini	2001-04	214	168
2)	Jim Morrill	1995-98	202	166
3)	Derek Norman	2001-04	216	165
4)	Case Cassidy	2003-06	178	146
5)	Chris Valdes	1998-01	211	145
6)	A.J. Davidiuk	2003-06	216	137
7)	Brent Williams	1988-91	157	123
8)	Danny Rueckel	1999-02	216	118
9)	Rock Hurst	1982-85	126	116
10)	Jody Wade	1996-99	205	112



2008 Furman Baseball

The Record Book / Season, Career Statistical Leaders



Dominic Franchini is Furman's all-time RBI leader.

CAREER TOTAL BASES

Rank	Player	Years	G	TB
1)	Derek Norman	2001-04	216	448
2)	Jim Morrill	1995-98	202	403
3)	A.J. Davidiuk	2003-06	216	400
4)	Dominic Franchini	2001-04	214	382
5)	Chris Valdes	1998-01	211	360
6)	Jody Wade	1996-99	205	355
7)	Case Cassidy	2003-06	178	338
8)	Danny Rueckel	1999-02	216	336
9)	Ryan Presnell	1999-02	210	326
10)	Dan Martz	1995-98	193	317

CAREER SLUGGING PERCENTAGE

Rank	Player	Years	AB	TB	PCT
1)	Rock Hurst	1982-85	443	273	.616
2)	Randy Howell	1975-77	340	208	.612
3)	Brent Williams	1988-92	495	294	.594
4)	Bob Thomas	1985-88	459	267	.582
5)	Craig McLaughlin	1988-91	498	279	.560
6)	Jim Morrill	1995-98	723	403	.557
7)	Paul McBride	1983-86	453	248	.547
8)	Neil Eichelberger	1968-71	314	165	.525
9)	Case Cassidy	2003-06	650	338	.520
10)	Deren Norman	2001-04	864	448	.518

CAREER RUNS SCORED

Rank	Player	Years	G	R
1)	Derek Norman	2001-04	216	190
2)	Jim Morrill	1995-98	202	159
	Jody Wade	1996-99	205	159
4)	A.J. Davidiuk	2003-06	216	155
5)	Clint Hill	2001-03	198	151
6)	Andrew Greene	2003-06	206	150
7)	Danny Rueckel	1999-02	216	146
8)	Ryan Presnell	1999-02	210	143
9)	Chris Valdes	1998-01	211	138
10)	Dominic Franchini	2001-04	214	131

CAREER STOLEN BASES

Rank	Player	Years	G	SB (ATT)
1)	Jody Wade	1996-99	205	96 (112)
2)	Andrew Greene	2003-06	206	76 (88)
3)	Eddy Halleman	1983-86	131	71 (83)
4)	Gib McEachran	1981-83	100	56 (63)
5)	Shawn McCall	1984-87	143	54 (66)
6)	Jon Placko	1995-96	101	50 (61)
7)	Craig Reisinger	1973-76	107	47 (...)
8)	Danny Leibach	1993-96	151	45 (51)
	Clint Hill	1999-02	198	47 (60)
	James Bright	1997-00	198	45 (61)
10)	Randy Howell	1975-77	97	43 (46)

CAREER STOLEN BASE PERCENTAGE

Rank	Player	Year	SB (ATT)	PCT
1)	Randy Howell	1975-77	43 (46)	.935
2)	Rock Hurst	1982-85	30 (33)	.909
3)	Gib McEachran	1981-83	56 (63)	.889
4)	Danny Leibach	1993-96	45 (51)	.882
5)	Buddy Young	1982-83	33 (38)	.868
6)	Andrew Greene	2003-06	76 (88)	.864
7)	Craig McLaughlin	1988-91	30 (35)	.857
	Jody Wade	1996-99	96 (112)	.857
9)	Eddy Halleman	1983-86	71 (83)	.855
10)	Shawn McCall	1984-87	54 (66)	.818

Minimum 30 SB

CAREER SACRIFICE BUNTS

Rank	Player	Years	G	SH
1)	Danny Greene	2003-06	206	38
2)	Craig Caudill	2001-04	159	25
3)	Jeff Johnson	1979-82	103	20
4)	Danny Greene	1985-88	133	19
5)	Clint Hill	2000-03	198	18
6)	Joey Rodgers	2005-Present	123	17
	Brad Mitchum	1975-78	126	17
8)	Brad Rodgers	1983-86	127	16
	A.J. Davidiuk	2003-06	216	16
	Dominic Franchini	2001-04	214	16
9)	Shawn McCall	1984-87	135	15
	Spence Gibbs	2004-07	118	15

CAREER SACRIFICE FLIES

Rank	Player	Years	G	SF
1)	D.J. Bissinger	1995-98	193	15
2)	Derek Norman	2001-04	216	14
3)	Danny Rueckel	1999-02	216	13
4)	Chris Valdes	1998-01	211	11
	Adam Etherington	1998-01	208	11
	Case Cassidy	2003-06	178	11
	Jim Morrill	1995-98	202	11
8)	Joe Drummy	1980-83	109	10
9)	Tommy John III	1997-00	154	9
	Clint Hill	1999-02	198	9
	Dominic Franchini	2001-04	214	9
	Matthew Betsill	2003-05	162	9

CAREER HIT-BY-PITCH

Rank	Player	Years	G	HBP
1)	D.J. Bissinger	1995-98	193	31
2)	Ryan Richetti	1999-00	84	24
3)	A.J. Davidiuk	2003-06	216	23
	Tony Maccani	2005-07	155	23
5)	Ryan Presnell	1999-02	210	21
6)	Adam Etherington	1998-01	208	18
7)	Jeff Klimek	1999-02	168	17
8)	Clint Hill	2000-03	198	16
	Dominic Franchini	2001-04	214	16
	Joey Rodgers	2005-Present	123	16

CAREER WALKS

Rank	Player	Years	G	BB
1)	Jim Morrill	1995-98	202	114
2)	Clint Hill	1999-02	198	106
3)	Derek Norman	2001-04	216	102
4)	Eddy Halleman	1983-86	131	95
	James Bright	1997-00	198	95
6)	Jeff Klimek	1991-94	168	94
7)	Bob Thomas	1985-88	135	78
8)	Chris Valdes	1998-01	211	77
9)	Brent Williams	1988-01	157	76
	D.J. Bissinger	1995-98	193	76
	Dan Martz	1995-98	193	76

PITCHING

CAREER APPEARANCES

Rank	Player	Years	APP
1)	Rob Purvis	1999-01	118

2)	David Mitchell	2003-06	102
3)	Ryan Hodinka	2003-06	97
4)	Calvin Hurst	2002-05	84
5)	Nick Hollstegge	2004-05	78
6)	William Rowland	1996-99	75
7)	Matt Dickson	1993-97	74
	Ryan Hudson	2003-06	74
	Matt Klinker	2004-07	74
10)	Corey Etheridge	1999-02	73

CAREER STARTS

Rank	Player	Years	GS
1)	Corey Etheridge	1999-02	58
	Tom Mastny	2000-03	58
3)	Toby David	1998-01	48
4)	Jim Jordan	1993-96	45
5)	Charles Braswell	1991-94	43
6)	John Katona	1969-72	42
	Andrew Banks	1993-96	42
	Chip Bates	1996-99	42
	Matt Klinker	2004-07	42
10)	Kyle Funk	2001-05	36

CAREER COMPLETE GAMES

Rank	Player	Years	CG
1)	John Katona	1969-72	30
2)	Charlie Moore	1956-59	19
	Jeff Roberts	1974-77	19
4)	Scott Schlenk	1981-84	18
	Kirk Burnett	1984-87	18
	Charles Braswell	1991-94	18
7)	Todd Brenizer	1971-74	17
8)	Will Ertel	1989-93	16
9)	David Hartley	1988-91	14
10)	Chris Mensing	1976-77	14

CAREER SHUTOUTS

Rank	Player	Years	SO
1)	John Katona	1969-72	7
2)	Richard Godsey	1966-67	4
3)	Doug Turner	1960-61	3
	Tom Harrison	1968-71	3
	Todd Brenizer	1971-74	3
	Artie Dowd	1976-79	3
	Jeff Fagan	1982-84	3
	Tom Mastny	2000-03	3

CAREER WINS

Rank	Player	Years	Wins
1)	John Katona	1969-72	29
2)	Tom Mastny	2000-03	28
3)	Ryan Hodinka	2003-06	22
4)	Will Ertel	1989-93	20
5)	Todd Brenizer	1971-74	18
	Toby David	1998-01	18
7)	Charlie Moore	1956-59	17
8)	Charles Braswell	1991-94	16
	Jim Jordan	1993-96	16
	Seth Rhine	1995-98	16
	Corey Etheridge	1999-02	16
	Matt Klinker	2004-07	16

CAREER WINNING PERCENTAGE

Rank	Player	Years	W-L	PCT
1)	John Katona	1969-72	29-12	.707
2)	Ryan Hodinka	2003-06	22-10	.688
3)	Todd Brenizer	1971-74	18-11	.621
4)	Rob Purvis	1999-02	9-6	.600
5)	Tom Mastny	2000-03	28-19	.596
6)	Tim Lee	1977-78	10-7	.589
	Ryan Hudson	2003-06	10-7	.589
8)	Tom Harrison	1968-71	9-7	.563
9)	Will Ertel	1989-93	20-16	.555
10)	Danny Rueckel	1999-02	11-9	.550

Minimum 15 Decisions

CAREER INNINGS PITCHED

Rank	Player	Years	IP
1)	Tom Mastny	2000-03	405.0
2)	Corey Etheridge	1999-02	330.1
3)	John Katona	1969-72	316.2
4)	Charles Braswell	1991-94	303.0
5)	Toby David	1998-01	294.1
6)	Matt Klinker	2004-07	284.2
7)	Andrew Banks	1993-96	266.1
8)	Jim Jordan	1993-96	255.1
9)	Kirk Burnett	1984-87	270.1
10)	Will Ertel	1989-93	260.0

CAREER EARNED RUN AVERAGE

Rank	Player	Years	IP	ER	ERA
1)	John Katona	1969-72	316.2	58	1.64
2)	Marion Goodyear	1973-74	108.1	24	1.99
3)	Todd Brenizer	1971-74	234.2	57	2.18
4)	Evans Martin	1968-70	86.2	25	2.59
5)	Tom Harrison	1968-71	139.0	42	2.72
6)	Jeff Roberts	1975-77	230.1	77	3.00
8)	Jeff Stovall	1999-02	118.0	44	3.35
9)	Chris Mensing	1976-77	153.0	60	3.53
10)	Tom Mastny	2000-03	404.1	164	3.65

Minimum 75.0 IP

CAREER STRIKEOUTS

Rank	Player	Years	SO
1)	John Katona	1969-72	302
2)	Tom Mastny	2000-03	300
3)	Corey Etheridge	1999-02	233
4)	Chip Bates	1996-99	230
5)	Matt Klinker	2004-07	221
6)	Todd Brenizer	1971-74	206
7)	Charles Braswell	1991-94	197
8)	Toby David	1998-01	193
9)	Will Ertel	1989-93	187
10)	Kirk Burnett	1984-87	184

CAREER STRIKEOUTS PER NINE INNINGS

Rank	Player	Years	K	IP	K/9IP
1)	Tom Harrison	1968-71	167	139.0	10.81
2)	John Katona	1969-72	302	316.2	8.58
3)	Chip Bates	1996-99	230	245.1	8.44
4)	Danny Rueckel	1999-02	128	138.2	8.31
5)	Matt Hammond	1989-92	69	76.0	8.17
6)	Todd Brenizer	1971-74	206	234.2	7.90
7)	Rob Purvis	1999-02	117	136	7.74
8)	Shane Spears	1992-93	100	116.1	7.73
9)	Mike Clark	1988-90	139	163.1	7.66
10)	David Noyce	1996-98	164	196.1	7.52

Minimum 75.0 IP (K)/(IP) x 9

CAREER STRIKEOUT-TO-WALK RATIO

Rank	Player	Years	K	BB	K/BB
1)	Shane Spears	1992-93	100	29	3.45
2)	Jeff Stovall	1999-02	67	23	2.91
3)	Tommy John	1997-00	52	20	2.60
4)	Will Ertel	1989-93	187	72	2.597
5)	Jeff Stovall	1999-02	70	27	2.592
6)	David Noyce	1996-98	164	65	2.52
7)					