



2008 Furman Baseball

The Record Book / Individual Batting

Most Games Played

Season: 60, Derek Norman, 2002
Career: 216, Danny Rueckel, 1999-02
216, Derek Norman, 2001-04
216, A.J. Davidiuk, 2003-06

Most Game Started


Season: 60, Derek Norman, 2002
Career: 216, Derek Norman, 2001-04
Consecutive: 216, Derek Norman, 2001-04

Most At Bats

Game: 7, Bob Hipps vs. The Citadel, Apr. 24, 1926
7, Whitey Rawl vs. Erskine, Mar. 26, 1927
7, Mayo Langston vs. Presbyterian, Apr. 1, 1935
7, Dewey Proctor vs. Clemson, Apr. 27, 1942
7, Chris Valdes vs. VMI, Mar. 18, 2000
7, Ryan Pressnell vs. Appalachian State, Mar. 17, 2001
7, Clint Hill vs. Appalachian State, Mar. 17, 2001
7, Jay Jackson vs. College of Charleston, Apr. 22, 2007
Season: 235, Derek Norman, 2002
Career: 864, Derek Norman, 2001-04

Most Hits

Game: 5, John Lambricht vs. Oglethorpe, Apr. 1, 1919
5, Bob Hipps vs. South Carolina, Apr. 8, 1925
5, Albert Galloway vs. Georgia, Apr. 25, 1925
5, Claude Crawford vs. South Carolina, Apr. 26, 1927
5, John Laney vs. South Carolina, Apr. 12, 1928
5, Pepper Martin vs. South Carolina, Apr. 19, 1939
5, Bob Stewart vs. Wofford, Apr. 26, 1948
5, Case Cassidy vs. Appalachian State, Apr. 23, 2006
Season: 88, Derek Norman, 2002
Career: 288, Derek Norman, 2001-04
Consecutive: 7, Danny Rueckel vs. VMI (3) and Georgia State (4), Mar. 19-22, 2000
Consecutive Games: 27, Phil King, 1964-65
27, A.J. Davidiuk, 2004-05



A.J. Davidiuk matched Furman's longest hitting streak with a 27-game stretch in 2004 & '05.

Highest Batting Average

Season: .432, Jimmy Powell, 1941
Career: .378, Phil Chewning, 1960-62

Most Singles

Season: 67, Andrew Greene, 2005
Career: 204, Andrew Greene, 2003-06

Most Doubles

Game: 4, Andy Hancock vs. East Tennessee State, Apr. 1, 1968
Season: 23, Case Cassidy, 2006
Career: 61, A.J. Derek Norman, 2001-04

Most Triples

Game: 3, Ted Yakimowicz vs. Clemson, May 12, 1954
Season: 6, Jeff Burke, 1981
6, Chris Valdes, 2000
6, Adam Etherington, 2001
Career: 14, Jody Wade, 1996-99

Most Home Runs

Game: 3, John Laney vs. South Carolina, Apr. 12, 1928
3, Brent Williams vs. Piedmont, Feb. 14, 1991
3, Jim Morrill vs. Davidson, Mar. 15, 1998
3, Danny Rueckel vs. VMI, Mar. 19, 2000
Opponent: 3, Ray Mathews, Clemson, May 1, 1950
3, Bill Barnett, Clemson, Apr. 22, 1953
Season: 17, Brent Williams, 1991
Career: 35, Brent Williams, 1988-91

Most Grand Slams

Season: 3, Dominic Franchini, 2002
Career: 3, Dominic Franchini, 2001-04

Extra Base Hits

Game: 4, Andy Hancock vs. East Tennessee State, Apr. 1, 1968
4, Case Cassidy vs. Appalachian State, 2006
Season: 33 (17 HR, 15 2B, 1 3B), Brent Williams, 1991
Career: 89 (25 HR, 52 2B, 12 3B), Derek Norman, 2001-04

Most RBI

Game: 60, Brent Williams, 1991
Career: 168, Dominic Franchini, 2001-04

Most Total Bases

Game: 14, John Laney vs. South Carolina, 1928
Season: 134, Brent Williams, 1991
Career: 439, Derek Norman, 2001-04

Highest Slugging Percentage

Season: .732 (183 AB, 134 TB), Brent Williams, 1991
Career: .616 (443 AB, 273 TB), Rock Hurst, 1982-85

Most Runs Scored

Game: 6, Bill Hutt vs. Presbyterian, Apr. 1, 1935
Season: 58, Jody Wade, 1999
Career: 190, Derek Norman, 2001-04

Most Stolen Bases

Season: 35 (38 att.), Eddy Halleman, 1986
Career: 96 (112 att.), Jody Wade, 1996-99



Derek Norman owns a number of Furman season and career hitting standards.

Highest Stolen Base Percentage

Season: .955 (21x22), Randy Howell, 1976
Career: .935 (43x46), Randy Howell, 1975-77

Most Sacrifice Bunts

Season: 15, Andrew Greene, 2005
Career: 38, Andrew Greene, 2003-06

Most Sacrifice Flies

Season: 6, Chris Valdes, 1999
Career: 14, Derek Norman, 2001-04

Most Hit By Pitch

Season: 14, Ryan Richetti, 1999
Career: 31, D.J. Bissinger, 1995-98

Most Bases On Balls

Game: 5, Ryan Pressnell vs. Indiana, Feb. 16, 2001
Season: 36, Derek Norman, 2002
Career: 114, Jim Morrill, 1995-98

Most Strikeouts

Season: 58, Brandon Hollier, 1996
Career: 163, Jody Wade, 1996-99

Toughest To Strikeout

Season: 1K:32.2 AB (3K, 97 AB), Bob Roma, 1981
Career: 1K:20.1 AB (22K, 443 AB), Bob Roma, 1979-82

Most Consecutive Games Hit

27, Phil King, 1964-65 & A.J. Davidiuk, 2004-05
24, Andrew Greene, 2006
23, Adam Etherington, 2001

Hit For Cycle

Bob Stewart vs. Wofford, Apr. 26, 1948
Tommy John III vs. Appalachian State, April 1, 2000
Case Cassidy vs. Appalachian State, 2006

2008 Furman Baseball

The Record Book / Individual Pitching



Most Appearances

Season: 37, Matt Dickson, 1996
Career: 118, Rob Purvis, 1999-02

Most Starts

Season: 18, Tom Mastny, 2002
Career: 58, Corey Etheridge, 1999-02
58, Tom Mastny, 2000-03

Complete Games

Season: 11, Will Ertel, 1991
Career: 30, John Katona, 1969-72

Shutouts

Season: 3, John Katona, 1970 & '71
Career: 7, John Katona, 1969-72

Wins

Season: 12 (12-6), Will Ertel, 1991
Career: 29 (29-12), John Katona, 1969-72

Winning Percentage

Season: .846 (11-2), Tom Mastny, 2003
Career: .707 (29-12), John Katona, 1969-72

Losses

Season: 10, Richard Godsey, 1966
10 (2-10), Kirk Burnett, 1987
Career: 26 (14-26), Kirk Burnett, 1984-87

Most Innings

Season: 132.1, Will Ertel, 1991
Career: 404.1, Tom Mastny, 2000-03

Lowest Earned Run Average

Season (Min. 35.0 IP): 1.09, Tom Mastny, 2004
Career (Min. 75.0 IP): 1.64, John Katona, 1969-72



Will Ertel's school record 12 wins in 1991 keyed Furman to an NCAA Tournament appearance.

Most Strikeouts

Game: 17, John Katona vs. Western Carolina, Apr. 11, 1971
Opponent: 24, Tony Avitable, Florida State, Mar. 16, 1956
Season: 109, John Katona, 1971
Career: 302, John Katona, 1969-72

Highest Strikeouts Per Nine Innings

Season (Min. 35.0 IP): 10.82, Ben Hunter, 2005
Career (Min. 75.0 IP): 10.85, Tom Harrison, 1969-71

Highest Strikeouts-To-Walk Ratio

Season (Min. 35.0 IP): 4.68, Tom Mastny, 2003
Career (Min. 75.0 IP): 3.45, Shane Spears, 1992-93

Most Walks

Season: 69, Kirk Burnett, 1985
Career: 164, Kirk Burnett, 1984-87

Most Hit Bastmen

Season: 19, Rusty Putnam, 2000
Career: 49, Tom Mastny, 2001-04

Most Wild Pitches

Season: 14, Seth Rhine, 1997
Career: 48, Seth Rhine, 1995-98

Decisions

Season: 18 (12-6), Will Ertel, 1991
Career: 47 (28-19), Tom Mastny, 2000-03

Saves

Season: 11, Nick Hollstegge, 2006
Career: 21, Nick Hollstegge, 2004-07

MISCELLANEOUS

Furman No-Hitters

Buck Gay (Apr. 27, 1954)
Furman 8, Wofford 0

Steve Martin (May 14, 1966)
Furman 6, Davidson 0 (5 Innings)

John Jackson (Apr. 16, 1971)
Furman 2, Davidson 0 (7 Innings)

Artie Dowd (Apr. 1, 1978)
Furman 4, VMI 0


Peter Jones (Mar. 19, 1979)
Furman 18, VMI 0

Opponent No-Hitters

LeGrand Rouse, Wofford (Apr. 24, 1928)
Wofford 11, Furman 0

Roger Coe, Toledo (Mar. 26, 1974)
Toledo 1, Furman 0 (7 Innings)

John Burke, Florida (May 23, 1991)
Florida 2, Furman 0




All-American Tom Mastny led the NCAA with a 1.09 ERA in 2003.

Kyle Goodson, Georgia (Mar. 17, 1999)....combined w/4 others
Georgia 14, Furman 1

Rodney Hancock, The Citadel (May 14, 1999)
The Citadel 24, Furman 0

Two Wins On Same Day

CoCo Meyer (April 11, 1959)
Furman 7, VMI 5 (Starting...6.1 IP, 11 H, 2 R, 2 ER, 5 K, 2 BB)
Furman 8, VMI 7 (Relief...3.2 IP, 4 H, 2 R, 0 ER, 2 K, 0 BB)



Nick Hollstegge set new Furman season and career saves marks in 2006.



2008 Furman Baseball

The Record Book / Individual Fielding, Team Records

Most Putouts

Season: 525, Dominic Franchini, 2003
Career: 1581, Dominic Franchini, 2001-04

Most Assists

Season: 189, Danny Rueckel, 2001
Career: 624, Danny Rueckel, 1999-02

Most Total Chances

Season: 564, Dominic Franchini, 2003
Career: 1712, Dominic Franchini, 2001-04

Most Errors

Season: 25, A.J. Davidiuk, 2004
Career: 71, A.J. Davidiuk, 2003-06

Double Plays

Season:
Career:

Most Passed Balls

Season: 25, Monty Hitchner, 1981
Career: 32, Brent Williams, 1988-91

FIELDING STANDARDS BY POSITION

First Base

Season: .995 (190 TC, 1 E), John Campbell, 1971
Career: .986 (1312 TC, 19 E), Jim Morrill, 1995-98

Second Base

Season: .990 (250 TC, 5 E), Clint Hill, 2003
Career: .978 (402 TC, 9 E), Clint Hill, 2000-03



Clint Hill owns Furman's season and career second base fielding standards.

Shortstop

Season: .960 (199 TC, 8 E), Connor Lind, 2007
Career: .932 (1053 TC, 71 E), A.J. Davidiuk, 2003-06

Third Base

Season: .956 (251 TC, 11 E), Matthew Betstill, 2005
Career: .936 (808 TC, 52 E), Matthew Betstill, 2003-05

Catcher

Season: 1.000 (185 TC, 0 E), Justin Maderer, 2001
Career: .988 (830 TC, 10 E), Justin Maderer, 1998-01

Outfield

Season: 1.000 (111 TC, 0 E), Tracy Ballew, 1995
Career: .989 (527 TC, 6 E), Andrew Greene, 2003-06

TEAM BATTING

At-Bats

Season: 2,137, 2002

Hits

Game: 26 vs. Presbyterian, Apr. 22, 1915
Season: 665, 2002

Batting Average

Season: .324, 2006

Doubles

Season: 114, 2001

Triples

Season: 24, 2001

Home Runs

Game: 6 vs. Marshall, Apr. 12, 1997
Season: 52, 2006

RBI

Season: 369, 2006

Total Bases

Season: 928, 2006

Slugging Percentage

Season: .472, 2006

Runs Scored

Inning: 14 (4th) vs. Western Carolina, Mar. 25, 2000
Game: 30 vs. The Citadel, Apr. 24, 1926
Opponent: 30, Ohio, Mar. 16, 1979
Season: 665, 2002

Stolen Bases

Season: 127, 1996

Sacrifice Bunts

Season: 50, 2006

Sacrifice Flies

Season: 28, 2000

Hit By Pitch

Season: 65, 2005

Bases On Balls

Game: 15 vs. Marshall, Mar. 27, 1997

Season: 229, 1997

TEAM PITCHING

Innings Pitched

Season: 524.1, 2002

Fewest Hits Allowed

Game: 0, 5 times (most recent vs. VMI, Mar. 19, 1979)
Opponent: 0, 4 times (most recent, The Citadel, May 14, 1999)
Season: 175, 1975

Fewest Runs Allowed

Season: 112, 1970

Fewest Earned Runs Allowed

Season: 63, 1964

Earned Run Average

2.42, 1972

Strikeouts

Season: 391, 2005

Fewest Walks

Season: 87, 1963

Saves

Season: 14, 2005 & '06

TEAM FIELDING

Errors

Season: 119, 1995

Fielding Percentage

Season: .964, 2007

Double Plays

Season: 68, 2005

Triple Plays

Game:
Season: 2, 1948

MISCELLANEOUS

Games

Season: 60, 2002

Wins

Season: 32, 2003 & 2006

Losses

Season: 35, 1994 & '99

Longest Winning Streak

15, 1925-26 (snapped with 6-4 loss to Newberry)

Longest SoCon Winning Streak

8, 1976 (snapped with 4-2 loss to The Citadel)

Longest Losing Streak

17, 1966 (snapped with 4-2 win over VMI)

Longest SoCon Losing Streak

14, 1985-86 (snapped with 3-0 win over Davidson)