



# FLORIDA STATE SOCCER

FSU Sports Information 850-644-5656 www.seminoles.com

2007 National Finalists

College Cup Appearances: 4 - 2003, 05, 06, 07

NCAA Tournament Appearances: 9 - 2000, 01, 02, 03, 04, 05, 06, 07, 08

ACC Championship Games: 4 - 2001, 03, 06, 07



## 2008 SEASON

Overall:	17-2-3
Home:	8-2-0
Away:	7-0-1
Neutral:	2-0-2
ACC:	8-1-1

## 2008 SEMINOLE SCHEDULE

### AUGUST

Mon 25	UCF	W, 5-0
Penn State Tournament - State College, Pa.		
Fri 29	at Penn State	W, 4-1
Sun 31	vs. Connecticut	W, 3-0

### SEPTEMBER

Fri 5	Florida International	W, 5-0
Sun 7	Florida (FSN Florida)	L, 0-1
Auburn Tournament - Auburn, Ala.		
Fri 12	at Auburn	W, 3-0
Sun 14	vs. South Carolina	T, 3-3 (2ot)
Sun 21	Florida Gulf Coast	W, 4-0
Thurs 25	Virginia	L, 0-1
Sun 28	Virginia Tech (Sun Sports)	W, 3-1

### OCTOBER

Thurs 2	at Maryland	W, 1-0 (ot)
Sun 5	at Boston College	W, 1-0
Sun 12	at Miami	W, 2-0
Thurs 16	Wake Forest (FSN Florida)	W, 5-0
Sun 19	Duke	W, 5-2
Thurs 23	Clemson (FSN Florida)	W, 4-0
Thurs 30	at North Carolina	T, 2-2 (2ot)

### NOVEMBER

Sun 2	at NC State	W, 5-2
ACC Tournament - Cary, N.C. - (WakeMed Soccer Park)		
Wed 5	vs. Virginia Tech	T, 0-0 (2ot)
(Virginia Tech advances 4-2 pks)		
NCAA Tournament		
Fri 14	vs. Mississippi Valley St.	W, 7-0
Sun 16	at Auburn	W, 1-0
Sat 22	Boston College	W, 1-0
Fri 28	at Notre Dame	7:00 p.m.

\*\*All Match Times EST\*\* (bold denotes home match)

## MEDIA INFORMATION

Soccer SID	Jason Leturmy
Phone Number	(850) 644-5656
Fax Number	(850) 644-3820
Cell Phone	(850) 694-2583
Press Box Number	(850) 645-3240
Email Address	jleturmy@fsu.edu
Mailing Address	Florida State University 403 Stadium Drive West Room D0107 Tallahassee, FL 32306
Athletic Website	www.seminoles.com

All player and coach interviews must be arranged through the FSU Sports Information Office. Players and coaches should not be called directly under any circumstances.

## UP NEXT FOR THE SEMINOLES...



Friday, November 28, 2008 - 7:00 pm

Florida State Seminoles (17-2-3, 8-1-1)

at Notre Dame Fighting Irish (24-0-0, 11-0-0)

Gametracker - www.seminoles.com; Webcast - www.und.com

All-Time Series Record: Series tied 1-1-0

All-Time NCAA Tournament Record: Series tied 1-1-0



### KEY NOTES:

\* Florida State earned an at-large berth out of the Atlantic Coast Conference and is making its ninth consecutive appearance in the NCAA Tournament. Notre Dame received an automatic bid after capturing the Big East Conference championship. The Fighting Irish are playing in the NCAA Tournament for the 16th year in a row.

\* FSU is 24-7-2 all-time in the NCAA Tournament, while Notre Dame owns an overall record of 46-13-2. The Seminoles are making their fourth straight appearance in the quarterfinals and fifth overall. FSU is unbeaten in the quarters in four previous trips posting a record of 3-0-1. The Seminoles have advanced to the College Cup after defeating Florida (2003), Clemson (2006) and Connecticut (2007) while advancing 5-4 in pks against North Carolina (2005) after playing to a 1-1 tie. This is the fifth straight appearance for Notre Dame in the quarters and 12th overall.

\* Friday's match marks the third consecutive year the two schools have met in the postseason with the first two meetings coming in the College Cup. In 2006, Notre Dame held on for a 2-1 victory over Florida State in Cary, N.C. Last year, the Seminoles avenged that loss by downing the Irish 3-2 in College Station, Texas to advance to their first national championship game in school history. Mami Yamaguchi, Sanna Talonen and Amanda DaCosta each tallied a goal and an assist as the Seminoles defeated the Irish for the first time in school history.

\* The Seminoles moved their road postseason record above .500 following back-to-back shutout victories in the first and second round of the 2008 tournament. FSU has posted an all-time mark of 9-7-2 away from home, good for a .556 winning percentage. FSU has outscored the opposition 26-22 on the road during the postseason, while 12 games have been decided by one goal or less.

\* Friday's quarterfinal pits two of the top 10 winningest active coaches in Division I history in FSU's Mark Krikorian and Notre Dame's Randy Waldrum. Waldrum sits fourth all-time with 316 career victories and a winning percentage of .786. Krikorian has 241 victories and a .772 all-time winning percentage. Together the two coaches have combined for 557 victories in the college ranks.

\* FSU is 13-4-1 versus current members of the Big East Conference with the last three games coming against Connecticut (twice) and Notre Dame. Most of those wins came versus South Florida who FSU is 7-0-1 against lifetime. The Seminoles defeated both Connecticut and Notre Dame in the NCAA Tournament a year ago, while defeating the Huskies 3-0 earlier this year in Penn State.

## 2008 STAT LEADERS

### Points

Sanna Talonen	36 (16G, 4A)
Tiffany McCarty	28 (11G, 6A)
Lauren Switzer	19 (5G, 9A)

### Goals

Sanna Talonen	16
Tiffany McCarty	11
Lauren Switzer	5
Five tied with	4

### Assists

Lauren Switzer	9
Sarah Wagenfuhr	8
Five tied with	6

### Game-Winning Goals

Sanna Talonen	6
Amanda DaCosta	2
Tori Huster	2
Tiffany McCarty	2

### Game-Winning Assists

Amanda DaCosta	4
Casey Short	3
Sarah Wagenfuhr	3

### GAA

Kate Milstead	0.61
---------------	------

### Saves

Kate Milstead	71
---------------	----

## FSU IN THE NCAA TOURNAMENT

### ALL-TIME RECORDS

#### FSU'S All-Time Records

All-Time Tourney Record .....	24-7-2 (9 app.)
Goals FSU/Opp .....	69-30
Record when scoring first .....	21-0-1
Record when opponent scores first .....	3-7-0
Record in overtime games .....	3-0-2
Record in overtime pk's .....	1-1
Record when out shooting opponents .....	20-3-0
Record when opponent out shoots FSU .....	4-4-2
Round of 16 .....	7
Quarterfinals .....	5
Semifinals .....	4
Finals .....	1
Championships .....	0
At Home .....	14-0-0
Away .....	4-3-1
Neutral .....	5-4-1

#### FSU Versus Opponents in NCAA Tourney

Auburn .....	4-0-0
Boston College .....	1-0-1
California .....	2-0-0
UCLA .....	0-1-0
Clemson .....	1-2-0
Connecticut .....	1-2-0
Dartmouth .....	1-0-0
Florida .....	2-0-0
Florida Atlantic .....	1-0-0
Illinois .....	2-0-0
Jacksonville .....	2-0-0
Kennesaw State .....	1-0-0
LSU .....	1-0-0
Mississippi .....	1-0-0
Mississippi Valley State .....	1-0-0
<b>Notre Dame .....</b>	<b>1-1-0</b>
North Carolina .....	0-0-1
Southern California .....	0-1-0
Texas .....	1-0-0
West Virginia .....	1-0-0
<b>Totals .....</b>	<b>24-7-2</b>

#### FSU's NCAA Tourney Progression Chart

First Round Record .....	8-0-1 (.944)
Second Round Record .....	7-1-0 (.875)
Third Round Record .....	5-2-0 (.714)
Quarterfinal Record .....	3-0-1 (.875)
Semifinal Record .....	1-3-0 (.250)
Finals Record .....	0-1-0 (.000)
<b>All-Time Record .....</b>	<b>24-7-2 (.758)</b>

#### FSU's NCAA Tourney Year-by-Year Record

2000 .....	2-1-0	2005 .....	3-1-1
2001 .....	1-1-0	2006 .....	4-1-0
2002 .....	2-1-0	2007 .....	5-1-0
2003 .....	4-1-0	2008 .....	3-0-0
2004 .....	0-0-1		

Florida State returns to the NCAA Tournament for the ninth consecutive season. Not too bad for a program that has been in existence for only 14 seasons. After not reaching the postseason in its first five years, the Seminoles are now just one of 11 schools out of 318 playing Division I soccer that have gone to nine consecutive tournaments. Of those 11 schools, four are from the ACC (Florida State, North Carolina, Virginia and Wake Forest). Nine of those 11 schools earned a national seed in 2008 including all four top seeds in North Carolina, Stanford, Notre Dame and UCLA. Three schools saw their run of consecutive postseason appearances come to end in 2008 including Connecticut (26), Santa Clara (19) and Clemson (14).

#### Consecutive Postseason Appearances

North Carolina .....	27	UCLA .....	12
Notre Dame .....	16	Stanford .....	11
Virginia .....	15	<b>Florida State .....</b>	<b>9</b>
Penn State .....	14	Portland .....	9
Texas A&M .....	14	West Virginia .....	9
Wake Forest .....	13		

FSU is one of just two schools to play in four of the last five College Cups. The other is UCLA who has participated in five straight. UCLA leads all schools with six College Cup appearances this decade followed by North Carolina with five and Florida State and Portland with four appearances each.

For the fourth straight season Florida State received a national seed in the NCAA Tournament. This year the Seminoles earned a No. 2 seed for the third time in the last four years. Last year, Florida State entered the NCAA Tournament as a No. 3 seed. The only other time the Seminoles received a national seed was in 2003. That year the team was seeded 11th. The four previous occasions FSU received a national seed, the team advanced to the College Cup.

FSU will play away from home in an NCAA Tournament game for the 19th time in school history when the Seminoles take the field against top ranked Notre Dame on Friday, November 28 in South Bend, Ind. Florida State is 9-7-2 when playing on the road all-time in postseason competition including a record of 1-0-1 on the road in the quarterfinals. The last time the Seminoles hit the road for a quarterfinal match came in 2005 when FSU played North Carolina to a 1-1 tie in Chapel Hill. That year the Seminoles advanced to the College Cup after defeating the Tar Heels 5-4 in pks. The only other road game that occurred in the quarterfinals came in 2003 as FSU defeated intra-state rival Florida 2-1 in Gainesville.

The first road game for the Seminoles in the NCAA Tournament came in the school's first postseason appearance back in 2000 when Florida State upset Florida 2-1 in the second round.

In 33 all-time NCAA Tournament games, Florida State has recorded 13 shutouts and has been shutout seven times. The Seminoles are outscoring the opposition 9-0 through the first three rounds in 2008.

The Atlantic Coast Conference once again showed why it's one of the best soccer conferences in the nation. The ACC led all conferences with eight teams selected to the NCAA Tournament in 2008 and heading into the quarterfinals, they lead all conferences with three teams remaining (Duke, Florida State and North Carolina). The Pac-10 has two teams remaining followed by the Big East, Big 12 and West Coast Conferences with one team each.

The ACC has compiled a record of 14-5-0 following the first two weeks of play in the NCAA Tournament. The ACC led all conferences that qualified for the postseason tournament in wins and winning percentage (.734). ACC teams outscored the opposition 44-12 with 12 shutouts after the first three rounds of competition.

Seven teams in this year's field of 64 made their first appearance in the NCAA Tournament. Belmont University was included in that pack as they played in the same regional as Florida State. The Bruins fell to Auburn 2-0 in the first round. First time schools posted a record of 1-7-1 with South Dakota State registering the only win. The other schools making their first appearance in the NCAA Tournament included Army, Long Beach State, Morehead State, Northern Arizona and Northeastern.

With a 7-0 victory over Mississippi Valley State, Florida State remained unbeaten in the opening round of the NCAA Tournament posting a record of 8-0-1. 2004 marks the only year the Seminoles failed to advance as they tied Boston College 0-0 but were eliminated in a shootout. FSU is a combined 15-1-1 all-time in the first and second rounds of the NCAA Tournament.

In each of the five seasons that Florida State has posted a win in the third round, the Seminoles have gone on to play in the College Cup. FSU has posted victories in the Round of 16 over West Virginia in Morgantown in 2003, California (2005), Illinois (2006), Texas (2007) and Boston College (2008) all in Tallahassee.

With wins in the first three rounds of the NCAA Tournament, Florida State has registered at least three or more wins in five of its nine postseason appearances including a string of four straight years with at least three victories.

Florida State will be without the services of Becky Edwards during NCAA Tournament play as the junior defender is competing with the U-20 U.S. National Team at the FIFA Youth World Cup in Chile. Edwards has 11 career starts in the NCAA Tournament with eight shots and three points (1G, 1A).

# THE SEMINOLES IN THE NCAA TOURNAMENT

## NCAA TOURNEY HISTORY

### 2000 - (2-1-0)

#### First Round - Tallahassee, Fla.

Florida State 4..... Jacksonville 1

#### Second Round - Gainesville, Fla.

Florida State 2..... Florida 1

#### Third Round - Clemson, S.C.

Clemson 2..... Florida State 0

### 2001 - (1-1-0)

#### First & Second Round - Clemson, S.C.

Florida State 1..... Auburn 0

Clemson 1..... Florida State 0

### 2002 - (2-1-0)

#### First & Second Rounds - Tallahassee, Fla.

Florida State 2..... Mississippi 0

Florida State 2..... Auburn 1

#### Third Round - Storrs, Conn.

Connecticut 1..... Florida State 0

### 2003 - (4-1-0)

#### First & Second Rounds - Tallahassee, Fla.

Florida State 5..... Dartmouth 0

Florida State 2..... Auburn 1 (OT)

#### Third Round - Morgantown, WVa

Florida State 3..... West Virginia 2 (OT)

#### Quarterfinals - Gainesville, Fla.

Florida State 2..... Florida 1

#### Semifinals - Cary, N.C.

Connecticut 2..... Florida State 0

### 2004 - (0-0-1)

#### First Round - Gainesville, Fla.

Boston College 0..... Florida State 0 (2OT)  
(BC advances on pks, 3-1)

### 2005 - (3-1-1)

#### First & Second Rounds - Gainesville, Fla.

Florida State 3..... Florida Atlantic 0

Florida State 2..... Illinois 1

#### Third Round - Tallahassee, Fla.

Florida State 2..... California 1

#### Quarterfinals - Chapel Hill, N.C.

Florida State 1..... North Carolina 1 (2OT)  
(FSU advances on pks, 5-4)

#### Semifinals - College Station, Texas

UCLA 4..... Florida State 0

### 2006 - (4-1-0)

#### First & Second Rounds - Tallahassee, Fla.

Florida State 6..... Jacksonville 0

Florida State 3..... California 1

#### Third Round - Tallahassee, Fla.

Florida State 1..... Illinois 0

#### Quarterfinals - Tallahassee, Fla.

Florida State 2..... Clemson 1

#### Semifinals - Cary, N.C.

Notre Dame 2..... Florida State 1

### 2007 - (5-1-0)

#### First & Second Rounds - Tallahassee, Fla.

Florida State 3..... Kennesaw State 0

Florida State 4..... LSU 0

#### Third Round - Tallahassee, Fla.

Florida State 4..... Texas 0

#### Quarterfinals - Tallahassee, Fla.

Florida State 3..... Connecticut 2 (2OT)

#### Semifinals - College Station, Texas

Florida State 3..... Notre Dame 2

#### Finals - College Station, Texas

Southern California 2..... Florida State 0

### 2008 - (3-0-0)

#### First & Second Rounds - Auburn, Ala.

Florida State 7..... Mississippi Valley State 0

Florida State 1..... Auburn 0

#### Third Round - Tallahassee, Fla.

Florida State 1..... Boston College 0

## FSU IN THE NCAA TOURNAMENT (TEAM RECORDS)

**Most goals scored:** 7 vs. Mississippi Valley State (2008)

**Most goals allowed:** 4 vs. UCLA (2005)

**Least goals scored:** 0 (7 times) vs. Connecticut (2002 & 2003), Clemson (2000 & 2001), Boston College (2004), UCLA (2005), Southern California (2007)

**Least goals allowed:** 0 (13 times) vs. Auburn (2001), Ole Miss (2002), Dartmouth (2003), BC (2004), FAU (2005), Jacksonville (2006), Illinois (2006), Kennesaw State (2007), LSU (2007), Texas (2007), MVSU (2008), Auburn (2008), BC (2008)

**Most shots taken:** 36 vs. Jacksonville (2006)

**Most shots allowed:** 31 vs. North Carolina (2005)

**Least shots taken:** 2 vs. Clemson (2000)

**Least shots allowed:** 0 vs. Mississippi Valley State (2008)

**Most corner kicks:** 13 vs. Mississippi Valley State (2008)

**Most corner kicks allowed:** 10 vs. North Carolina (2005)

**Least corner kicks:** 1 (3 times) vs. Clemson (2000), Ole Miss (2002), Notre Dame (2007)

**Least corner kick's allowed:** 0 (four) vs. Florida (2003), JU (2006), Clemson (2006), Kennesaw St (2007)

**Most saves:** 13 vs. North Carolina (2005)

**Least saves:** 0 vs. FAU (2005), Mississippi Valley State (2008)

**Most fouls committed:** 16 (3 times) vs. California (2005), Clemson (2006), Notre Dame (2007)

**Least fouls committed:** 1 vs. LSU (2007)

**Consecutive mins without allowing a goal:** 324:34 (Notre Dame, 2006 - Connecticut, 2007)

**Most shots in 1<sup>st</sup> half:** 21 vs. Jacksonville (2006)

**Least shots in 1<sup>st</sup> half:** 1 (3 times) vs. Clemson (2000), Connecticut (2002), Florida (2003)

**Most shots in 2<sup>nd</sup> half:** 17 vs. Auburn (2008)

**Least shots in 2<sup>nd</sup> half:** 1 vs. Clemson

**OT goals:** 1 vs. Auburn (2003), West Virginia (2003), Connecticut (2007)

**Most goals in 1<sup>st</sup> half:** 4 vs. Jacksonville (2006)

**Most goals allowed in 1<sup>st</sup> half:** 2 (2 times) vs. UCLA (2005), Notre Dame (2006)

**Most goals scored in 2<sup>nd</sup> half:** 4 vs. Dartmouth (2003), Mississippi Valley State (2008)

**Most goals allowed in 2<sup>nd</sup> half:** 2 (3 times) vs. West Virginia (2003), Connecticut (2003), UCLA (2005)

**Least goals scored in 1<sup>st</sup> half:** 0 (13 times) vs. Auburn (2001 & 2003), Connecticut (2002 & 2003), Clemson (2000 & 2001), Jacksonville (2000), Boston College (2004), UCLA (2005), Clemson (2006), Notre Dame (2006), Southern California (2007), BC (2008)

**Least goals allowed in 1<sup>st</sup> half:** 0 (20 times) vs. Dartmouth (2003), Ole Miss (2002), Auburn (2001 & 2002), Clemson (2001), Jacksonville (2000), Connecticut (2003), Boston College (2004), FAU (2005), Illinois (2005), California (2005), North Carolina (2005), Jacksonville (2006), Illinois (2006), Kennesaw St (2007), LSU (2007), Texas (2007), MVSU (2008), Auburn (2008), BC (2008)

**Least goals scored in 2<sup>nd</sup> half:** 0 (12 times) vs. Connecticut (2002 & 2003), Clemson (2000 & 2001), Boston College (2004), North Carolina (2005), UCLA (2005), California (2006), Illinois (2006), Kennesaw State (2007), Southern California (2007), Auburn (2008)

**Least goals allowed in 2<sup>nd</sup> half:** 0 (19 times) vs. Dartmouth (2003), Auburn (2001 & 2003), Connecticut (2002), Ole Miss (2002), Florida (2000), Boston College (2004), UCLA (2005), Jacksonville (2006), California (2006), Illinois (2006), Clemson (2006), Notre Dame (2006), Kennesaw State (2007), LSU (2007), Texas (2007), MVSU (2008), Auburn (2008), BC (2008)

**Shutouts:** (13 times) vs. Auburn (2001), Ole Miss (2002), Dartmouth, (2003), BC (2004), FAU (2005), Jacksonville (2006), Illinois (2006), Kennesaw State (2007), LSU (2007), Texas (2007), MVSU (2008), Auburn (2008), BC (2008)

**Most goals scored, defeat:** 1 vs. Notre Dame (2006)

**Most goals allowed, victory:** 2 vs. West Virginia (2003), Connecticut (2007), Notre Dame (2007)

**Largest margin of victory:** 7 vs. Mississippi Valley State (2008)

**Largest margin of defeat:** 4 vs. UCLA (2005)

**Quickest goal 1<sup>st</sup> half:** 0:15 vs. Notre Dame (2007)

**Quickest goal allowed 1<sup>st</sup> half:** 1:10 vs. Connecticut (2002)

**Quickest goal 2<sup>nd</sup> half:** 45:34 vs. Auburn (2003)

**Quickest goal allowed 2<sup>nd</sup> half:** 46:32 vs. West Virginia (2003)

**Quickest time answering opponent's goal:** 13:50 vs. Connecticut (2007)

**Quickest time between FSU goals:** 1:09 vs. LSU (2007)

**Quickest time between opponent goals:** 15:32 vs. California (2006)

**Consecutive OT minutes without allowing a goal:** 20:00 vs. BC (2004), UNC (2005)

**Record attendance at FSU:** 1,754 (Clemson 2006)

**Record attendance any venue for an FSU game:** 8,267 (Connecticut 2003 at Cary, NC)

# FSU IN THE NCAA TOURNAMENT

## FSU VS. THE FIELD



**Florida State**  
vs.  
**Notre Dame**



**2008 Record:** 24-0-0 (15-0-0 Home)  
**Fighting Irish Leading Scorer in 2008:** Kerri Hanks 51 pts (19G, 13A)  
**Conference:** Big East (Automatic)  
**All-Time Series Record:** Series tied 1-1-0  
**Current Series Streak:** FSU has won one in a row  
**Series Results: 2007** - FSU d. Notre Dame 3-2  
 (College Cup - College Station, Texas)  
**2006** - Notre Dame d. FSU 2-1 (College Cup - Cary, N.C.)  
**Notre Dame's All-Time NCAA Tournament Record:** 46-13-2  
**Notre Dame's NCAA Tournament Appearances:** 16  
 (1993-2008)  
**FSU's Record vs. 2008 Tournament Field:** 11-2-3  
**Notre Dame's Record vs. 2008 Tournament Field:** 9-0-0

## NOTING THE NCAA TOURNAMENT

\* With seven goals in Florida State's first round victory over Mississippi Valley State, the Seminoles set the school record for goals in a postseason game. The previous record was six set against the Jacksonville Dolphins back in 2006.

\* In Florida State's victory over MVSU, the Seminoles set postseason tournament records for largest margin of victory (+7), most corner kicks (13) and the fewest shots allowed holding the Devilettes to zero shots.

\* The Seminoles fired a tournament record 17 second half shots in a 1-0 victory over Auburn in the second round.

\* Sophomore Sanna Talonen registered two first half goals in the first round against the Devilettes to stake the Seminoles to a 3-0 lead. It marked her third career multi-goal game in the postseason. In just seven postseason games, the Finnish native now stands as the Florida State career leader in points (21), goals (10) and multi-goal games.

\* Sophomore Amanda DaCosta tallied game-winning assists in the first two tournament games moving into a tie for third place all-time at FSU. The Katonah, N.Y., native now has six career game-winning assists.

\* Eight different Seminoles have tallied at least one goal through the first three rounds of the 2008 NCAA Tournament. Talonen is the only Seminole to register more than one score.

\* Senior Katrin Schmidt tallied an assist in the Seminoles' opening round victory over Mississippi Valley State, her seventh career postseason assist. The Schleiden, Germany native needs just one more assist to tie Mami Yamaguchi for the all-time school record.

\* Freshman Julie Lancos had a career day in the first round of the tournament posting career-highs in minutes played (74) and points (3). The goal and assist registered by Lancos were the first of her college career.

\* Florida State's 1-0 victory over Auburn in the second round marked the fourth time in nine years that the Seminoles have eliminated the Tigers from postseason play.

\* Red-shirt freshman Jessica Price tallied the lone goal in FSU's second round victory, her third goal of the season and first career game-winner. Price finished the weekend with four points on one goal and two assists.

\* Freshman Tori Huster recorded her first postseason goal scoring the game-winner in Florida State's 1-0 victory over Boston College in the third round. The goal was her second game-winner of the season as both have come against the Eagles.

\* Junior goalkeeper Kate Milstead picked up her second shutout of the postseason in last weekend's victory over Boston College. The mark ties the school record for career postseason shutouts by a Seminole keeper.

## ALL-TIME STATS IN THE NCAA TOURNEY

### All-Time NCAA Tournament Scoring Leaders

#### POINTS

<b>Sanna Talonen (10G, 2A)</b> .....	22
India Trotter (8G, 1A).....	17
Mami Yamaguchi (4G, 8A).....	16
Kelly Rowland (5G, 3A).....	13
<b>Katrin Schmidt (3G, 7A)</b> .....	<b>13</b>
Selin Kuralay (3G, 3A).....	9
Cindy Schofield (3G, 3A).....	9
Jez Ratliff (2G, 5A).....	9
<b>Marissa Kazbour (2G, 2A)</b> .....	<b>6</b>
<b>Amanda DaCosta (1G, 3A)</b> .....	<b>5</b>
Holly Peltzer (2G, 1A).....	5
Kirsten van de Ven (2G, 1A).....	5
<b>Rachel Lim (1G, 2A)</b> .....	<b>4</b>
<b>Jessica Price (1G, 2A)</b> .....	<b>4</b>
<b>Lauren Switzer (1G, 2A)</b> .....	<b>4</b>
<b>Becky Edwards (1G, 1A), Julie Lancos (1G, 1A), Toni Pressley (1G, 1A)</b> .....	<b>4</b>
<b>Tori Huster (1G), Tiffany McCarty (1G), Annie Stalzer (1G)</b> .....	<b>2</b>
Victoria Damren (1A), Sarah Wagenfuhr (1A).....	1

#### GOALS

<b>Sanna Talonen</b> .....	<b>10</b>
India Trotter.....	8
Kelly Rowland.....	5
Camie Bybee.....	4
Mami Yamaguchi.....	4
Selin Kuralay.....	3
<b>Katrin Schmidt</b> .....	<b>3</b>
Cindy Schofield.....	3
Marissa Kazbour.....	2
Holly Peltzer.....	2
Kirsten van de Ven.....	2
Edwards, DaCosta, Huster, Lancos, Lim, McCarty, Pressley, Price, Stalzer, Switzer.....	1

#### ASSISTS

Mami Yamaguchi.....	8
<b>Katrin Schmidt</b> .....	<b>7</b>
Jez Ratliff.....	5
<b>Amanda DaCosta</b> .....	<b>3</b>
Leah Gallegos.....	3
Selin Kuralay.....	3
Kelly Rowland.....	3
Cindy Schofield.....	3
<b>Marissa Kazbour</b> .....	<b>2</b>
<b>Rachel Lim</b> .....	<b>2</b>
<b>Jessica Price</b> .....	<b>2</b>
<b>Lauren Switzer</b> .....	<b>2</b>
<b>Sanna Talonen</b> .....	<b>2</b>
Damren, Edwards, Lancos, Peltzer, Pressley, van de Ven, Wagenfuhr.....	1

#### GAME-WINNING GOALS

India Trotter.....	4
<b>Sanna Talonen</b> .....	<b>3</b>
Leah Gallegos.....	2
Kelly Rowland.....	2
<b>DaCosta, Huster, McCarty, Peltzer, Price</b> .....	<b>1</b>

#### GAME-WINNING ASSISTS

<b>Katrin Schmidt</b> .....	<b>4</b>
Selin Kuralay.....	3
<b>Amanda DaCosta</b> .....	<b>2</b>
Leah Gallegos.....	2
Cindy Schofield.....	2
<b>Sanna Talonen</b> .....	<b>2</b>
Amber Tollefson.....	2
<b>Kazbour, Wagenfuhr, Yamaguchi</b> .....	<b>1</b>

#### WINS

Ali Mims.....	8
<b>Erin McNulty</b> .....	<b>5</b>
Joy McKenzie.....	4
<b>Kate Milstead</b> .....	<b>3</b>

#### SHUTOUTS

<b>Erin McNulty</b> .....	<b>2</b>
Joy McKenzie.....	2
<b>Kate Milstead</b> .....	<b>2</b>
Ali Mims.....	2
Kerry York.....	2

#### SAVES

Ali Mims.....	39
Joy McKenzie.....	25
Sarah Crawford.....	20
<b>Erin McNulty</b> .....	<b>15</b>
<b>Kate Milstead</b> .....	<b>9</b>
Kerry York.....	9

## HONORS & AWARDS

### ACC Freshman of the Year

Tiffany McCarty

### All-ACC Accolades

Amanda DaCosta.....First Team  
Sanna Talonen .....First Team  
Sarah Wagenfuhr.....First Team  
Becky Edwards.....Second Team  
Tori Huster.....All-Freshman Team  
Tiffany McCarty.....All-Freshman Team  
Casey Short.....All-Freshman Team

### National Accolades

Sanna Talonen .....Second Team - TDS  
Tiffany McCarty...First Team All-Rookie TDS

### ACC Player of the Week

Sanna Talonen .....October 21  
.....November 4

### National Team of the Week

Tiffany McCarty..... TDS (8/25 - 8/31)  
.....SA (8/25 - 8/31)  
.....SB (8/25 - 8/31)  
.....SB (10/13 - 10/19)  
Sanna Talonen .....TDS (9/8 - 9/14)  
.....TDS (10/13 - 10/19)  
.....TDS & SB (10/27 - 11/2)  
Sarah Wagenfuhr..... TDS (9/22 - 9/28)  
.....SA & SB (9/29 - 10/5)

### National Player of the Week

Tiffany McCarty..... SoccerFla.com (8/31)  
Sanna Talonen ..... NSCAA (10/20)  
Sanna Talonen ..NSCAA, SA & TDS (11/3)

### CoSIDA Academic All-District III

Becky Edwards.....Second Team  
Sanna Talonen .....Second Team  
Marissa Kazbour.....Third Team  
Katrin Schmidt.....Third Team  
Lauren Switzer.....Third Team

### MAC Hermann Trophy

Amanda DaCosta..... Watch List  
Becky Edwards..... Watch List

### Soccer America Preseason All-Americans

Becky Edwards.....First Team  
Sanna Talonen .....Second Team

### Soccer Buzz Preseason All-Americans

Amanda DaCosta  
Becky Edwards

TDS - Top Drawer Soccer; SA - Soccer America;  
NSCAA - Nat'l Soccer Coaches Assoc. of America;  
SB - Soccer Buzz

## SEMINOLES BY THE NUMBERS

**1** - Tiffany McCarty earned ACC Freshman of the Year accolades becoming the first Seminole in school history to win top freshman accolades in the league.

**2** - Sophomore Sanna Talonen was named ACC Player of the Week twice in 2008. She became just the fourth Seminole to win the award twice and the third Seminole to be honored twice by the league office in the same season. Talonen's two weekly selections ties for the most in school history with Cindy Schofield - 2001 (2); Leah Gallegos - 2002, 2003; Sel Kuralay - 2005 (2).

**3** - For the second year in a row, Florida State opened the NCAA Tournament by posting three consecutive shutouts through the first three rounds. The mark ties a school record set last year for shutouts in a single postseason. This year the Seminoles have outscored the opposition 9-0 blanking Mississippi Valley State, Auburn and Boston College.

**5** - Senior Sarah Wagenfuhr and freshman Casey Short set the single-season school record for assists in ACC play with five in 2008. Wagenfuhr was first to reach the mark tallying her fifth in FSU's 5-0 victory over Wake Forest. At one point in the season, the senior captain tallied an assist in five consecutive games. Short's fifth assist in league play came on FSU's second goal in a 2-2 tie at North Carolina. She closed out the regular season with assists in four of her last six games. Five of her six assists on the year came during league competition.

**7** - Florida State set a school record with seven student-athletes receiving All-ACC honors in 2008 including three first team honorees (Amanda DaCosta, Sanna Talonen, Sarah Wagenfuhr), one second team honoree (Becky Edwards) and three All-Freshman honorees (Tori Huster, Tiffany McCarty, Casey Short).

**10** - The Seminoles set a school record with 10 student-athletes reaching double-digit points in 2008. The mark surpasses the previous record of eight set twice in 2003 and 2007. Sophomore Sanna Talonen leads all Seminoles with 36 points (16G, 4A) in 2008.

**12** - Following two wins in Auburn to start the NCAA Tournament, Florida State extended its school record road unbeaten streak to 12 games (9-0-3) in 2008. The Seminoles have outscored the opposition 32-8 on the road scoring three or more goals in half those games. The previous school of nine was set over two seasons from 2004 to 2005.

**13** - The Seminoles enter the quarterfinals of the NCAA Tournament riding a school record 13-game unbeaten streak. FSU is 11-0-2 over its last 13 games outscoring the opposition 37-7 during that span. Following a loss to Virginia to begin the ACC season, the Seminoles ran off seven straight victories, tying the second longest win streak in school history. The previous school record unbeaten streak stood at nine games as the Seminoles went 9-0-0 during the 2005 campaign.

**22** - Last year, Sanna Talonen tied the school record for points in an NCAA Tournament postseason with 17 during her freshman campaign. Talonen tallied eight goals and one assist to match India Trotter's school record mark set over four seasons (2003-06). Following the first round game against Mississippi Valley State in 2008, the Finnish native became the all-time leading scorer have tallying two goals and an assist against the Devilettes. Talonen is the FSU record holder for postseason points (22) and goals (10).

**83** - Senior Katrin Schmidt has started 83 straight games for the Seminoles. Kelly Rowland holds the school record for the most consecutive starts at 87 (8/31/03 - 10/22/06).

**96** - Senior Katrin Schmidt made her 96th career start in the quarterfinals of the ACC Tournament against Virginia Tech becoming the all-time leader in career starts at Florida State (India Trotter and Kelly Rowland, 95 career starts). She currently holds the record with 99 career starts.

**98** - Schmidt became the all-time leader in career appearances with 98 following Florida State's second round victory over Auburn in the 2008 NCAA Tournament. She surpassed the previous record of 97 appearances held by India Trotter (2003-06). Schmidt has 99 appearances for FSU in her career.

**100** - Florida State's third round game against Boston College marked game No. 100 for Mark Krikorian as head coach of the Florida State Women's Soccer program. In just four seasons, Krikorian is already the winningest coach in Seminole history, in terms of winning percentage, posting an all-time record of 73-16-11, good for an overall percentage of .785.

**421:42** - The Seminole defense has been nothing short of stellar over the last four and a half games as they have not allowed a goal in over 421 minutes of action. The last goal allowed by Florida State came at the 48:18 mark in the second half against NC State.

**430:08** - Junior keeper Kate Milstead stretched her consecutive shutout minutes to a career-high 430:08 before Duke got on the board with a goal in the second half of a 5-2 Florida State victory. The streak stands as the second longest in school history behind only Joy McKenzie who posted 532:29 shutout minutes in 2003.

**.850** - Florida State finished the regular season with a record of 8-1-1 in the ACC - the highest winning percentage in school history. The eight league wins tied a school record previously set in 2005 when the Seminoles finished tied for second place in the ACC with a record of 8-2-0.

## SEMINOLE QUICK HITS

\* Top 30 Ranking - Florida State currently ranks seventh in scoring offense and 11th in goals against average. The Seminoles have allowed 13 goals in 22 games en route to posting a 0.57 GAA. FSU leads the league in the fewest goals allowed. Offensively, FSU is averaging 2.91 goals per game accumulating 194 points in 2008 (64G, 66A).

\* Seven freshmen have combined for 88 starts in 2008. Tori Huster leads all Seminole freshmen with 21 starts followed by Ella Stephan with 20 starts. Stephan also leads this year's freshmen class in minutes played with 1743. McCarty leads all freshmen in the ACC in shots, shots per game, points, points per game, goals and goals per game.

\* Sophomore Sanna Talonen has scored a goal in nine of her last 13 games. She has 11 goals during that 13-game stretch. In 2008, Talonen became the school career record holder for multi-goal games (8) and game-winning goals (12). With two goals and an assist in the opening round of the 2008 NCAA Tournament, Talonen became the all-time leading scorer in postseason play at FSU with 22 points and 10 goals. The Finnish native also moved into sole possession of second place all-time in career goals (34) and third place all-time in career points (78).

\* The Seminoles have spread out the offensive production through the first three games of the NCAA Tournament as eight different Seminoles have contributed to the nine total goals scored thus far. Sanna Talonen is the only Seminole to score multi-goals in the postseason in 2008.

\* The Seminoles strung together four consecutive shutout victories in league play for the first time in school history following wins over Maryland (1-0 ot), Boston College (1-0), Miami (2-0) and Wake Forest (5-0). With five shutouts in the ACC in 2008, the Seminoles fell one shy of tying the school record set in 2006.

\* Sophomore Amanda DaCosta and freshman Casey Short rank one, two respectively at FSU in game-winning assists in 2008. DaCosta distributed both game-winning assists in the first two postseason games in Auburn. Short registered her third of the season in the Seminoles victory over Clemson. She had game-winning assists in back-to-back games and in three of four contests at one point during the season. Short, Tiffany McCarty and Jessica Price lead all Seminole freshmen with six assists on the year. Senior captain Sarah Wagenfuhr joined the list in second as she tallied her third game-winning assist of the season in FSU's 1-0 victory over Boston College in the third round of the NCAA Tournament.

\* Florida State closed out league play outscoring the opposition 28-8. Leading the Seminole offensive attack during league play was sophomore Sanna Talonen and senior Sarah Wagenfuhr. Talonen set the single season school record for points (19) and goals (9) in ACC games. Wagenfuhr became the single-season record holder for assists (5) while finishing in a tie for third with 13 points.

\* With 11 goals in 2008, Tiffany McCarty became just the fourth freshmen in Florida State history to reach the double-digit mark in goals scored during her first season in Tallahassee. It marks the second time in school history that Florida State has had a freshman student-athlete reach double-digit goals in back-to-back seasons. Emma Breland (12) and Camie Bybee (10) performed the feat in 2000 and 2001, respectively. Sanna Talonen (18) and Tiffany McCarty (11) joined the illustrious group after such performances in 2007 and 2008, respectively.

\* Lauren Switzer enters the quarterfinals of the NCAA Tournament as the team leader in assists with nine. Three times this season Switzer recorded a double assist game (UCF, Auburn, NC State), tying a career-high. She opened the season with a career day against UCF tying a career-high with four points (1G, 2A). The junior midfielder tallied four points on two goals in the Seminoles' semifinal victory over Wake Forest in the ACC Tournament a season ago. In just one game, Switzer came within one point of matching her total season output of five points in 2007. She currently sits third on the team in points with 19.

\* Sophomore Amanda DaCosta notched the first multi-goal game of her career scoring two first half goals in the season opener against UCF. She tied a career-high with four points set against Francis Marion back on Sept. 7, 2007. As was the case in last year's home opener against Francis Marion, DaCosta scored the first goal of the season at home as the Seminoles opened the 2008 season with a 5-0 win over UCF.

\* A trio of freshmen has recorded game-winning goals in 2008 including Tori Huster, Tiffany McCarty and Toni Pressley. In fact, the game-winners by the three freshmen came in successive games. Huster's first career game-winning goal came on the road in a 1-0 victory over Boston College. McCarty followed with the game's first goal in a 2-0 win at Miami. Pressley concluded the streak as she broke a scoreless tie in the 32nd minute in FSU's 5-0 win over Wake Forest.

## HUSTER CLIPS BOSTON COLLEGE...AGAIN

Twice this year, it was a goal by Florida State's Tori Huster that was the difference maker in a pair of 1-0 victories over Boston College. The first goal by the Cincinnati, Ohio native dates back to October 5 when the freshman midfielder scored the only goal of the game on a header in the 39th minute. In Saturday's third round game, Huster once again came through in the clutch redirecting a loose ball off her body from about four yards out to give the Seminoles a one-goal lead. Both goals came off an assist from senior captain Sarah Wagenfuhr as two of her three game-winning assists have come in wins over BC. Of the four goals scored by Huster in her first season at Florida State, two have come against the Eagles.

## GOALS & ASSISTS

### #29 UCF (5-0)

1-0	11:37	DaCosta (unassisted)
2-0	31:54	Switzer (unassisted)
3-0	34:07	DaCosta (Switzer)
4-0	38:35	Short (Lim/Stalzer)
5-0	65:10	Short (Switzer)

### #9 Penn State (4-1)

1-0	2:02	Price (McCarty)
2-0	3:02	Kazbour (unassisted)
3-0	10:54	McCarty (Huster/Price)
4-1	80:33	McCarty (DaCosta)

### #12 Connecticut (3-0)

1-0	48:40	Talonen (Huster)
2-0	63:32	Talonen (Short)
3-0	72:41	Switzer (Price/McCarty)

### Florida International (5-0)

1-0	30:07	Switzer (Schmidt)
2-0	35:21	Lim (Talonen/Sutton)
3-0	46:07	Huster (Kazbour)
4-0	65:44	Pressley (Huster)
5-0	68:29	McCarty (Switzer)

### #23 Florida (0-1)

-

### Auburn (3-0)

1-0	22:49	Talonen (DaCosta)
2-0	66:00	Talonen (Switzer)
3-0	72:00	DaCosta (McCarty/Switzer)

### South Carolina (3-3, 2ot)

1-2	41:53	Lim (Kazbour)
2-2	49:47	McCarty (Wagenfuhr)
3-2	61:20	McCarty (Wagenfuhr)

### Florida Gulf Coast (4-0)

1-0	7:59	Talonen (DaCosta/Huster)
2-0	10:59	McCarty (Talonen)
3-0	37:40	Price (Lim)
4-0	88:32	Huster (unassisted)

### #15 Virginia (0-1)

-

### Virginia Tech (3-1)

1-0	15:11	Lim (Short)
2-1	60:14	Wagenfuhr (penalty kick)
3-1	61:59	Talonen (Wagenfuhr)

### Maryland (1-0, ot)

1-0	97:00	Talonen (Wagenfuhr)
-----	-------	---------------------

### #14 Boston College (1-0)

1-0	38:44	Huster (Wagenfuhr)
-----	-------	--------------------

### Miami (2-0)

1-0	10:11	McCarty (Short)
2-0	65:09	Talonen (Wagenfuhr)

### #16 Wake Forest (5-0)

1-0	31:50	Pressley (Edwards/Lim)
2-0	56:35	Talonen (Wagenfuhr)
3-0	74:31	Edwards (Talonen)
4-0	82:39	Kazbour (Lim)
5-0	88:12	Kazbour (Switzer)

### #9 Duke (5-2)

1-0	8:51	McCarty (Huster)
2-0	29:21	Talonen (McCarty)
3-1	51:26	DaCosta (Short)
4-1	57:28	Pressley (Price)
5-2	78:16	McCarty (Lim)

## GOALS & ASSISTS

### Clemson (4-0)

**1-0 2:48 Talonen (Short)**  
 2-0 20:28 Wagenfuhr (penalty kick)  
 3-0 36:52 Switzer (Price)  
 4-0 87:39 Schmidt (DaCosta)

### #2 North Carolina (2-2, 2ot)

1-2 44:20 Talonen (Kazbour)  
 2-2 68:11 Talonen (Short)

### NC State (5-2)

1-2 48:47 Schmidt (McCarty)  
 2-2 60:42 Wagenfuhr (penalty kick)  
**3-2 82:51 Talonen (Switzer/McCarty)**  
 4-2 87:36 Wagenfuhr (unassisted)  
 5-2 89:17 McCarty (Switzer)

### Virginia Tech (0-0, 2ot) - ACC Tournament

-

### Mississippi Valley St. (7-0) - NCAA Tournament

**1-0 6:55 McCarty (Talonen/DaCosta)**  
 2-0 10:56 Talonen (Lim/Schmidt)  
 3-0 25:51 Talonen (Lancos)  
 4-0 49:25 Lancos (Switzer)  
 5-0 61:00 Switzer (Price)  
 6-0 62:12 Pressley (unassisted)  
 7-0 64:01 Kazbour (Pr)

### Auburn (1-0) - NCAA Tournament

**1-0 38:46 Price (DaCosta)**

### #10 Boston College (1-0) - NCAA Tournament

**1-0 64:32 Huster (Wagenfuhr)**

**Bold denotes game-winner**

## MILSTEAD VS. THE EAGLES IN THE NCAA TOURNAMENT

Florida State's match-up against Boston College in the third round marked the second meeting against the Eagles in the NCAA Tournament for junior goalkeeper Kate Milstead. Before transferring from Penn State to Florida State in the spring of 2007, Milstead started the final three games of the season for the Nittany Lions, all coming in the NCAA Tournament. Ironically, one of those games came against Boston College in the third round. In one of her finer performances in a Nittany Lion uniform, Milstead made a career-high eight saves to help Penn State move on into the quarterfinals with 1-0 victory over BC. Earlier this season in Chestnut Hill, Milstead collected five saves as she helped the Seminoles to a 1-0 shutout. Last weekend, Milstead recorded her second shutout of the tournament making three saves in yet another 1-0 victory over Boston College. Milstead has made seven career appearances in the postseason and is 5-1-0 with 26 saves.

## FLORIDA STATE IN THE NCAA TOURNAMENT

Florida State is 24-7-2 in NCAA Tournament play all-time good for a .758 winning percentage. It is the fifth-best winning percentage among teams that have played 10 or more games. In just nine appearances in the NCAA Tournament, Florida State's 24 wins already rank as the eighth most in NCAA history. Only four teams in NCAA history have averaged more wins per NCAA Tournament trip than FSU.

### All-time NCAA Tournament Wins and Wins Per Trip

School	Wins	Trips	Wins/Trip	Win Pct.
North Carolina	97	27	3.59	.929
Notre Dame	46	16	2.88	.770
Portland	43	16	2.69	.767
UCLA	37	13	2.85	.765
<b>Florida State</b>	<b>24</b>	<b>9</b>	<b>2.67</b>	<b>.758</b>
Santa Clara	40	19	2.11	.686
Penn State	29	14	2.07	.686
Florida	19	11	1.73	.625
Texas A&M	22	14	1.57	.625
Connecticut	43	26	1.65	.620
Nebraska	15	10	1.50	.620

## SEMINOLE ROAD TRIP

With wins over Mississippi Valley State and Auburn in the opening rounds of the NCAA Tournament, Florida State extend its road unbeaten streak to a school record 12 games (9-0-3). The mark surpasses the previous record of nine set over two seasons from 2004 to 2005. In 2008, FSU won its first three games defeating Penn State, Connecticut and Auburn before playing to a 3-3 tie against South Carolina. The Seminoles began the season with three consecutive road victories and matched that mark with three shutout victories on the road in the ACC. With a win over Miami on October 12, FSU put together three consecutive road victories for the fifth time in school history. The Seminoles have outscored the opposition 32-8 on the road in 2008 collecting eight shutouts.

## ON THE ROAD IN THE ACC

The road has been kind to the Seminoles in 2008 posting a record of 9-0-3 with victories over three ranked opponents (Penn State, Connecticut and Boston College). In ACC play since 2004, Florida State is 14-5-5 away from Tallahassee posting an impressive .688 winning percentage. Thanks to a 5-2 come-from-behind victory over NC State to close out the regular season, FSU set the school record for the most road victories in the ACC with four. The previous record of three was set twice in 2005 and 2006. It took just one week for FSU to match its road win total in the ACC from last year following a pair of 1-0 victories at Maryland and Boston College. The Seminoles went 2-1-2 on the road in the ACC a season ago, while collecting at least two road victories in the league every year since 2004.

## SANNA THE ROAD WARRIOR

Sanna Talonen made her 2008 debut in FSU's 3-0 victory over Connecticut. The sophomore forward was not on the sidelines in the Seminoles' season opener against UCF as Talonen was playing in a pair of matches with the Finnish National Team. She returned in time for Friday's game against Penn State but severe jet lag kept the 2007 Soccer America Freshman of the Year out of the game. She made her first appearance of the season against the Huskies entering the game in the 29th minute. Talonen started the second half and was an immediate impact scoring the first two Seminole goals. She broke a scoreless tie in the 49th minute and added her second with 63:32 on the clock. Talonen has thrived against Connecticut in her career. In just two games, the Tampere, Finland, native has five career goals including a hat trick in last year's NCAA Tournament quarterfinals.

Since arriving in Tallahassee last fall, Talonen has been a consistent scorer for the Seminoles on the road accumulating 32 career points. A year ago Talonen tallied three goals and three assists, while 11 of her 16 goals in 2008 have come away from home.

## McCARTY NAMED ACC FRESHMAN OF THE YEAR

For the first time in school history, a Seminole claimed the league's top freshman award as Tiffany McCarty was named the ACC Freshman of the Year. McCarty leads all first-year student-athletes in the ACC in goals, goals per game, shots, shots per game, points and points per game. Heading into the NCAA Tournament, McCarty leads the team in shots (60) and shots on goal (32), while ranking second in points (26) and goals (10) and tied for third with six assists. The Laurel, Md., native has 16 starts on the year

## WEEKLY POLLS

NSCAA/adidas Top 25  
(Week 12 - 11/11/08)

Rank	Team	Last Week
1.	Notre Dame .....	1
2.	UCLA .....	t2
3.	Portland.....	t2
4.	<i>North Carolina</i> .....	4
5.	Stanford.....	6
6.	<b>Florida State</b> .....	5
7.	Oklahoma State.....	8
8.	Southern California.....	9
9.	<i>Florida</i> .....	7
10.	<i>Boston College</i> .....	10
11.	<i>Virginia</i> .....	12
12.	West Virginia .....	13
13.	Missouri.....	20
14.	Texas A&M .....	11
15.	Colorado .....	16
16.	Wisconsin-Milwaukee .....	19
17.	San Diego .....	14
18.	<i>Duke</i> .....	17
19.	Texas.....	15
20.	<i>Penn State</i> .....	23
21.	BYU .....	22
22.	Minnesota.....	21
23.	<i>Wake Forest</i> .....	18
24.	Washington State.....	24
25.	<i>Virginia Tech</i> .....	NR

Soccer Buzz Top 30  
(Week 12 - 11/10/08)

Rank	Team	Last Week
1.	Notre Dame .....	1
2.	UCLA .....	2
3.	<i>North Carolina</i> .....	3
4.	Portland.....	4
5.	Stanford.....	5
6.	<b>Florida State</b> .....	6
7.	Oklahoma State.....	8
8.	<i>Florida</i> .....	7
9.	<i>Virginia</i> .....	13
10.	Southern California.....	15
11.	<i>Boston College</i> .....	16
12.	Missouri.....	23
13.	Colorado .....	10
14.	Texas A&M .....	9
15.	<i>Duke</i> .....	14
16.	West Virginia .....	12
17.	Wisconsin-Milwaukee .....	17
18.	San Diego .....	11
19.	<i>Wake Forest</i> .....	19
20.	Princeton.....	21
21.	<i>Penn State</i> .....	27
22.	Washington.....	24
23.	BYU .....	26
24.	Minnesota.....	18
25.	Texas.....	20
26.	LSU.....	25
27.	Charlotte .....	28
28.	<i>Virginia Tech</i> .....	NR
29.	Memphis .....	NR
30.	Harvard.....	NR

*italized indicates opponents on 2008 schedule*

and is one of three freshmen on this year's squad to appear in all 19 matches. She has four multi-point performances in 2008 and is tied for the team lead with three multi-goal games.

### ALL-ACC SEMINOLES

Florida State placed a combined seven student-athletes on this year's All-ACC teams. The seven Seminoles that received All-ACC honors in 2008 set the school record eclipsing the previous mark of six established back in 2005. That year Florida State was honored with three first-team All-ACC honorees and three All-Freshman award winners. This year FSU landed three first team selections including sophomores Amanda DaCosta and Sanna Talonen and senior Sarah Wagenfuhr, while junior Becky Edwards received second team All-ACC honors. A trio of first year student-athletes was honored as Tiffany McCarty, Tori Huster and Casey Short all earned a spot on the All-Freshman team. This marks the third time in the last four years that Florida State has landed three players on the All-ACC first team, while the three All-Freshman award winners ties a school record set twice before in 2001 and 2005.

### ACC TOURNAMENT WRAP-UP

Second-seeded Florida State was eliminated from the first round of the ACC Tournament after falling to Virginia Tech 4-2 in a penalty kick shootout. The last time the Seminoles fell in the first round of the conference tournament came in 2004 when FSU and Clemson battled to a 0-0 tie before the Tigers won 4-3 in pks. The Seminoles and Hokies played to a scoreless tie following 110 minutes of action before the game was decided in a shootout. Florida State held a slight advantage in both shots (14-13) and corners (8-7) in the game as the Seminoles were held without a goal for just the third time in 2008. The Seminoles fell to 7-12-5 all-time in the ACC Tournament, while it was the second loss in five penalty kick opportunities in the league tournament.

### DEFENSIVE FRONT

The Seminole defense anchored by Katrin Schmidt (22 GS), Sarah Wagenfuhr (15 GS), Erika Sutton (18 GS), Ella Stephan (20 GS), Becky Edwards (12 GS), and Kate Milstead (22 GS) in goal have been stellar in 2008 giving up just 13 goals in 22 games, the fewest goals allowed at this point in a season in school history. Florida State leads the ACC in fewest goals allowed and second in goals against average (0.57) and shutouts with 14. Florida State has given up just four multi-goal games this year that coming against South Carolina (I, 3-3), Duke (W, 5-2), North Carolina (I, 2-2) and NC State (W, 5-2). The Seminoles are yielding opponents to an average of 9.9 shots per game and a .417 shots on goal percentage. Florida State and Boston College finished the ACC regular season with the fewest goals allowed with eight in 10 games.

### WAGS HAVING A CAREER YEAR

Senior captain Sarah Wagenfuhr is having a career year as she has tallied 16 points on the year including 15 in the final 12 games of the regular season. Thirteen of those 16 points came in league play tied for the third most points recorded in a single season in the ACC. The streak began as she tied a career-high with two assists as the Seminoles erased a two-goal deficit against South Carolina. Following a move to the backline where she has started the last 11 games, Wagenfuhr tallied a season-high two shots against Florida Gulf Coast and then a season-high three points, on a goal and an assist against Virginia Tech. The Colorado Springs, Colo., native successfully converted a penalty kick against the Hokies in the 61st minute for her first goal of the season. The score gave the Seminoles the lead for good accounting for her first game-winner of the season and second of her career. She then collected both game-winning assists in a pair of 1-0 road victories over Maryland and Boston College. The game-winning assists were the first of the season. She tallied her first career multi-goal game after posting a career-high two goals against NC State. Wagenfuhr registered a point in five straight games including nine points overall (2 goals, 5 assists). She tallied an assist in five consecutive ACC games setting the single-season school record for assists in league play. With 16 points on the year, Wagenfuhr surpassed her career point total of eight from her first three seasons combined.

### GOAL-A-PALOOZA

The Seminole offense erupted for five goals in back-to-back victories over nationally ranked Wake Forest and Duke in Tallahassee on October 16 and 19, respectively. It marked the first time in school history that Florida State has posted consecutive games of five or more goals against league opponents. Before that week, Florida State had scored five goals in a game once that coming in a 5-1 victory over NC State on October 18, 2002 in Raleigh. It marked the second straight game that FSU scored five goals against Wake Forest as the Seminoles defeated the Deacs 5-2 in the semifinals of the 2007 ACC Tournament in Lake Buena Vista, Fla. The five goals against Duke were the most scored against the Blue Devils in the series. The Seminoles ended the regular season with five unanswered goals to cap a come-from-behind victory over the Wolfpack. Florida State posted five plus goals in consecutive games just four times in 14 seasons: **2001** - 5 vs. Jacksonville, 7 vs. Maryland; **2003** - 6 vs. San Diego State, 7 vs. Miami; **2007** - 6 vs. Cal State Northridge, 10 vs. Francis Marion; **2008** - 5 vs. Wake Forest, 5 vs. Duke. The Seminoles finished the season scoring five goals, five times.

### AND THE GOALS KEEP POURING IN

The Florida State offense had a record breaking season in 2007 setting school records for points (233), goals (81) and assists (71). The Seminoles finished the season averaging 3.00 goals per game, good for the second highest scoring offense in the nation. The offensive production has been quite good through 22 games in 2008 as this year's Seminole squad makes a run at last year's historic offensive season. The Seminoles have tallied 194 points on 64 goals and 66 assists in 22 games good for seventh in the nation in scoring offense averaging 2.91 goals per contest. The 64 goals are the second most scored through 22 games in school history.

## NATIONAL TITLE GAME JINX...AFRAID NOT

Since the NCAA began holding championships in the sport of women's soccer in 1982, 16 schools have played for the coveted title, while just seven schools have won a national championship. Of the 16 schools that have played for a national title over the last 26 years, only twice has a school failed to qualify for the NCAA Tournament the following season (UCF - 1983, Wisconsin - 1992). Florida State and Southern California avoided that jinx in 2008 as both schools earned a national seed. Here's a look at how teams have fared in the postseason tournament a year after playing in the championship final:

*Exit following the...*

<b>First Round</b> .....	<b>4</b>
(George Mason - 1984; Connecticut - 1985; Colorado College - 1987; Duke - 1993)	
<b>Second Round</b> .....	<b>4</b>
(Massachusetts - 1988; Connecticut - 1991; George Mason - 1994; Florida - 1999)	
<b>Third Round</b> .....	<b>5</b>
(Portland - 2003; North Carolina - 2004, 2007; Connecticut - 2004; Southern Cal - 2008)	
<b>Quarterfinals</b> .....	<b>5</b>
(Connecticut - 1998; UCLA - 2001; Santa Clara - 2003; Notre Dame - 2005; Portland - 2006)	
<b>Semifinals</b> .....	<b>10</b>
(George Mason - 1986; NC State - 1989; Colorado College - 1990; North Carolina - 1995, 2002; Portland - 1996; Notre Dame - 1997, 2000, 2007; UCLA - 2006)	
<b>Finals</b> .....	<b>6</b>
(North Carolina - 1985, 1998, 2001; Notre Dame - 1996; Santa Clara - 2002; UCLA - 2005)	
<b>Champion</b> .....	<b>15</b>
(North Carolina - 1983-1984, 1986-1994, 1997, 2000; Notre Dame - 1995; Santa Clara - 2002)	

## SHARIN' IN THE SCORIN'

Sixteen different Seminoles have contributed with at least one point in 2008, while 14 Seminoles have scored at least one goal. This season 10 different Seminoles have registered double-digit points, the most in a single-season in school history. The mark surpassed the previous record of eight double-digit scorers set twice before in 2003 and 2007. Here's a look at how this year's top scorers compare to those in 2003 and 2007:

<u>2008 Season</u>	<u>2007 Season</u>	<u>2003 Season</u>
Sanna Talonen.....36	Mami Yamaguchi.....63	Leah Gallegos.....39
<b>Tiffany McCarty</b> ..... <b>28</b>	<b>Sanna Talonen</b> ..... <b>39</b>	Camie Bybee.....22
Lauren Switzer.....19	Kirsten van de Ven.....18	<b>Julia Schnugg</b> ..... <b>22</b>
Sarah Wagenfuhr.....16	<b>Amanda DaCosta</b> ..... <b>18</b>	Katie Beal.....19
Amanda DaCosta.....14	Erika Sutton.....13	Amber Tollefson.....19
<b>Tori Huster</b> ..... <b>13</b>	Katrin Schmidt.....12	Jez Ratliff.....17
Rachel Lim.....12	<b>Rachel Lim</b> ..... <b>11</b>	<b>Kelly Rowland</b> ..... <b>16</b>
<b>Jessica Price</b> ..... <b>12</b>	<b>Marissa Kazbour</b> ..... <b>11</b>	<b>India Trotter</b> ..... <b>10</b>
Marissa Kazbour.....11		
<b>Casey Short</b> ..... <b>10</b>		

\* **Bold denotes student-athlete competing during freshman season\***

## MULTI-PERFORMANCES

With the departure of 2007 MAC Hermann Trophy Winner Mami Yamaguchi following her junior campaign, the big question heading into 2008 was who was going to lead the Seminole team in scoring? Through 22 games, the Seminoles have recorded 11 multi-goal performances by six different players (Amanda DaCosta, Marissa Kazbour, Tiffany McCarty Casey Short, Sanna Talonen and Sarah Wagenfuhr), while 13 players have tallied at least one multi-point performance (DaCosta, Becky Edwards, Tori Huster, Marissa Kazbour, Julie Lancos, Rachel Lim, McCarty, Toni Pressley, Jessica Price, Short, Lauren Switzer, Talonen and Sarah Wagenfuhr). Talonen leads all Seminole players with six multi-point performances. Switzer and McCarty have five and four, respectively. Talonen (Connecticut, Auburn, North Carolina, Mississippi Valley State) and McCarty (Penn State, South Carolina, Duke and NC State) are tops on the team with four multi-goal games a piece. In 22 games this season, 16 players have recorded at least one point. Fourteen players have tallied at least one goal and 16 players have at least one assist.

## SUNSHINE STATE SUCCESS

In only 14 years of existence, Florida State is making a heavy case as one of the top soccer schools in the state of Florida. The Seminoles have faced 10 schools from the Sunshine State compiling a record of 60-15-2 (.792). Florida State has a +.500 winning percentage over 10 of the 11 schools while never dropping a game to seven schools. FSU faced five schools from the state of Florida in 2008 posting a record of 4-1-0. The Seminoles defeated UCF, FIU, Florida Gulf Coast and Miami while falling to UF. FSU outscored its in-state rivals 16-1 on the year. Here is a look at FSU's success against other schools from the Sunshine State:

1) Florida Atlantic.....1.000 (3-0-0)	6) USF.....0.938 (7-0-1)
Florida International.....1.000 (6-0-0)	7) Jacksonville.....0.923 (12-1-0)
North Florida.....1.000 (2-0-0)	8) Miami.....0.818 (9-2-0)
Stetson.....1.000 (5-0-0)	9) UCF.....0.750 (7-2-1)
West Florida.....1.000 (2-0-0)	10) Florida.....0.375 (6-10-0)
Florida Gulf Coast.....1.000 (1-0-0)	

## UNBEATEN IN OCTOBER

Florida State was nearly perfect in the month of October posting a record of 6-0-1 in 2008. Along with going unbeaten, the Seminoles outscored the opposition 25-6 posting five shutouts. The month got off to a great start thanks to sophomore Sanna Talonen's golden goal in a 1-0 overtime victory over Maryland in College Park. What's most impressive is that the first three games in the month of October came on

## WEEKLY POLLS

Soccer America  
(Week 12 - FINAL)

Rank	Team	Last Week
1.	Notre Dame .....	1
2.	UCLA .....	2
3.	Stanford.....	3
4.	Portland.....	4
5.	<i>North Carolina</i> .....	5
<b>6.</b>	<b>Florida State</b> .....	<b>8</b>
7.	Oklahoma State.....	9
8.	<i>Florida</i> .....	6
9.	Southern California.....	15
10.	Missouri.....	21
11.	Colorado .....	17
12.	<i>Boston College</i> .....	13
13.	Texas A&M .....	8
14.	LSU.....	11
15.	West Virginia .....	12
16.	<i>Virginia</i> .....	14
17.	Wisconsin-Milwaukee .....	19
18.	Charlotte .....	22
19.	<i>Penn State</i> .....	23
20.	BYU .....	25
21.	Texas.....	10
22.	<i>Duke</i> .....	16
23.	San Diego .....	18
24.	Minnesota.....	20
25.	<i>Virginia Tech</i> .....	NR

SoccerTimes.com  
(Week 11 - 11/4/08)

Rank	Team	Last Week
1.	Notre Dame .....	1
2.	UCLA .....	4
3.	<i>North Carolina</i> .....	3
t4.	Stanford.....	2
t4.	Portland.....	5
<b>6.</b>	<b>Florida State</b> .....	<b>6</b>
7.	<i>Florida</i> .....	7
8.	Oklahoma State.....	8
9.	Texas A&M .....	11
10.	Southern California.....	10
11.	<i>Boston College</i> .....	14
12.	<i>Virginia</i> .....	9
13.	Texas.....	12
14.	Colorado .....	15
15.	West Virginia .....	17
16.	San Diego .....	16
17.	<i>Duke</i> .....	13
18.	Missouri.....	18
19.	Minnesota.....	19
20.	LSU.....	20
21.	Wisconsin-Milwaukee .....	23
22.	<i>Wake Forest</i> .....	NR
23.	BYU .....	NR
24.	<i>Penn State</i> .....	21
25.	Washington.....	NR

*italized indicates opponents on 2008 schedule*

the road. October has also proven to be a good month for Florida State since the arrival of head coach Mark Krikorian in 2005. Under Krikorian, the Seminoles are 25-2-5 in October including an 8-0-0 mark in his first season as the Seminoles' field general. The Seminoles wrapped up their October schedule by erasing a two-goal deficit against North Carolina to force a 2-2 tie.

### TWO-GOAL DEFICITS...PIECE OF CAKE

It's usually not something a team likes to face but the Seminoles have seemed to thrive this season when falling behind by two goals. Although it hasn't happened that often, it has happened more than enough. Three times this year, Florida State has fallen behind by two-goals to only turn out a positive result. In those three games, all coming on the road, the Garnet and Gold have posted a record of 1-0-2. After trailing by as many as two goals in the first half against South Carolina back on September 14, the Seminoles scored three unanswered goals to take a 3-2 lead, in a game that would eventually end in a 3-3 tie. In the final two games of the regular season, FSU fell behind 2-0 to both North Carolina and NC State to only claim a tie and win, respectively. Against the Tar Heels, Sanna Talonen scored a pair of goals to help FSU register a 2-2 tie at Fetzer Field. In the regular season finale against NC State, FSU once again fell behind by two but answered with five consecutive goals to claim a 5-2 victory over the Wolfpack. The win tied for the largest come-from-behind victory in school history. The first coming in 2001 when Duke saw a two-goal, first half lead disappear as the Seminoles forced overtime with a pair of second half goals. At the time, Cindy Schofield completed the biggest comeback in Seminole Soccer history scoring the golden goal just a minute and 58 seconds into the first overtime period to give FSU the 3-2 victory. In 2004, the Seminoles erased another two-goal deficit and drew a 2-2 tie against Clemson in the first round of the ACC Championship in Cary, N.C. The Tigers would advance to the next round after beating the Seminoles 4-3 on penalty kicks. In the history of women's soccer at Florida State, the Seminoles have either registered a win or a tie after facing a two-goal deficit a combined five times (2-0-3).

### GOLDEN PERFORMANCE

Florida State got a golden goal from sophomore Sanna Talonen in the first overtime period to give the Seminoles a 1-0 victory over Maryland in College Park. It was the first overtime victory of the season for Florida State and just the second game to go to extra time in 2008. Talonen was on the receiving end of the last golden goal victory for the Seminoles back in 2007 when a header by the Finnish native gave Florida State a 3-2 victory in double overtime over Connecticut in the quarterfinals of the NCAA Tournament. Florida State has 16 all-time golden goal victories.

#### All-Time FSU Golden Goals Leaders

- |  |   |
|--|---|
| 1) Leah Gallegos.....  | 4 |
| 2) Selin Kuralay/Sanna Talonen.....  | 2 |
| 3) Mami Yamaguchi, Julia Schnugg, Jez Ratliff, Cindy Schofield, Kristin Boyce<br>Marte Vik Edvardsen, Alex Osorio, Sally Shelgren..... | 1 |

### SEASON OPENING SUCCESS

With five goals against UCF to start the 2008 season, Florida State set the school record for the most goals scored on opening day surpassing the previous mark of four set on three separate occasions (1996, 1998, 2005). The Seminoles received multi-goal performances from Amanda DaCosta and Casey Short who tallied two goals each, while Lauren Switzer added four points on a goal and two assists.

### GREAT START

With four straight victories to open the 2008 campaign, Florida State's 4-0-0 start ranked as the third longest win streak to begin a season in this the 14th year of Seminole Soccer. What's most impressive is that the top three win streaks of all time have come under the direction of head coach Mark Krikorian. In his first season, Krikorian led the Seminoles to a school record 7-0 start followed by a start of 6-0 to open 2006. In 2008, Florida State started with four consecutive victories outscoring the opposition 17-1.

### SHORT ON HISTORY

In her first collegiate game, freshman Casey Short tallied two goals in 45 minutes of action helping FSU to a 5-0 victory over UCF to open the 2008 season. Short becomes just the third Seminole freshman to score a goal on opening day and the first since 1998 when Maren Vik Edvardsen tallied four goals in a 4-2 victory over Furman. Kasey McCall was the first freshman to score a goal on opening day posting a goal and an assist in FSU's 4-1 victory over West Florida in 1996. Here's a look at where Short's performance stacks up all-time among other Seminole freshman on opening day:

- |                             |                                    |                       |                            |
|-----------------------------|------------------------------------|-----------------------|----------------------------|
| 1) Maren Vik Edvardsen..... | 1998 (4G vs. Furman)               | 4) Sanna Talonen..... | 2007 (1A vs. Portland)     |
| 2) Casey Short.....         | 2008 (2G vs. UCF)                  | Becky Edwards.....    | 2006 (1A vs. Portland)     |
| 3) Kasey McCall.....        | 1996 (1G, 1A vs. West Fla.)        | Jez Ratliff.....      | 2001 (1A vs. George Mason) |
|                             | (G denotes goal; A denotes assist) | Emma Breland.....     | 2000 (1A vs. Florida)      |

### HOME WIN STREAK COMES TO AN END

Florida State lost for the first time in 2008 falling to the Florida Gators 1-0 in Tallahassee. A loss at home doesn't happen very often, in fact it has only happened four times in 41 games under the tutelage of head coach Mark Krikorian. Since his arrival in 2005, Florida State has posted a record of 36-4-2 in games played inside the friendly confines of the Seminole Soccer Complex. The loss against the Gators not only snapped a streak of 10 consecutive victories for Florida State at home, but it was also the first regular season loss at home against a non-conference opponent since 2004, when UCF defeated FSU 3-2, a span covering 13 games. During the streak, the Seminoles outscored the opposition 57-2. The last goal by the opposition came on opening day in 2006 in FSU's 2-1 victory over the defending national champions the Portland Pilots.

### FIFA YOUTH WORLD CUP

Two Seminole student-athletes will get the chance of a lifetime this fall as they compete for a gold medal representing their respective country at the FIFA Youth World Cup in Chile in late November. Sophomore Erin McNulty will red-shirt the 2008 season as she competes with the U-20 Canadian National Team in preparation for the World Cup. Becky Edwards earned a spot on the final roster of the United States U-20 team. She is one of 18 players that will represent the U.S. in Chile. Edwards will miss the remainder of the season as she is set to join the U.S. squad in Los Angeles on Tuesday, November 11 before heading off to Chile for the FIFA Youth World Cup which will begin November 20.

### RECRUITING DEJA VU

On the heels of last year's recruiting class that ranked second nationally, Florida State achieved yet another program first in 2008 as Soccer Buzz ranked this year's Seminole class, which feature nine newcomers, number one in the nation. FSU also grabbed the top spot in the Southeast Region for the second consecutive year. The honor marks the first time the Seminoles have garnered the No. 1 recruiting class in the nation. This is the second consecutive year that FSU has registered a top 10 recruiting class by Soccer Buzz and the fourth time in school history. Six of FSU's recruits were ranked among the top 50 in America by Soccer Buzz Magazine. Those student-athletes include Tori Huster, Julie Lanco, Tiffany McCarty, Toni Pressley, Casey Short and Ella Stephan.

### HERMANN WATCH LIST

Florida State defender Becky Edwards and midfielder Amanda DaCosta were named to the Missouri Athletic Club Hermann Trophy Watch List as announced by the National Soccer Coaches Association of America. The MAC Hermann Trophy is presented to the nation's top collegiate player on both the women's and men's side. The duo joined a growing list of Seminole greats that have been named to the Hermann Trophy Watch List over the years. Florida State has had a student-athlete named to the watch list every year since 2004, while this year marked the second time in school history that two student-athletes were named to the pre-season list. In 2004, Leah Gallegos became the first Seminole stand out to make the list. She was then followed by Kelly Rowland (2005), Selin Kuralay (2006), India Trotter (2006) and Sarah Wagenfuhr (2007). Last year, Mami Yamaguchi became the first Seminole player to claim the top individual honor in women's soccer. She was named winner of the Hermann Trophy after leading the country in points (66), while finishing second in goals (24) and assists (18).

## RECORD WATCH

(Last Updated: 11/24/08)  
Career Records - Overall Games

### GAME STARTS

99	Katrin Schmidt	05-08
95	Kelly Rowland	03-06
95	India Trotter	03-06

### GAME APPEARANCES

99	Katrin Schmidt	05-08
97	India Trotter	03-06
95	Kelly Rowland	03-06
95	Amber Tollefson	00-03

### POINTS

102	Cindy Schofield (40G, 22A)	99-02
94	Mami Yamaguchi (32G, 30A)	05-07
78	Sanna Talonen (34G, 10A)	07-08
75	Maren Vik Edvardsen (28G, 19A)	98-01

### GOALS

40	Cindy Schofield	99-02
34	Sanna Talonen	07-08
32	Mami Yamaguchi	05-07
29	Selin Kuralay	05-06

### ASSISTS

30	Mami Yamaguchi	05-07
25	Amber Tollefson	00-03
22	Cindy Schofield	99-02
21	Camie Bybee	01-04
20	Jez Ratliff	01-04
19	Kelly Rowland	03-06
19	Maren Vik Edvardsen	98-01
18	Katrin Schmidt	05-08
18	India Trotter	03-06

### GAME-WINNING GOALS

12	Sanna Talonen	07-08
11	Leah Gallegos	02-04
11	Selin Kuralay	05-06
11	Cindy Schofield	99-02
8	Mami Yamaguchi	05-07
8	Jez Ratliff	01-04
8	Kelly Rowland	03-06
8	India Trotter	03-06

### GAME-WINNING ASSISTS

10	Mami Yamaguchi	05-07
10	Amber Tollefson	00-03
9	Kelly Rowland	03-06
8	Maren Vik Edvardsen	98-01
8	Jez Ratliff	01-04
7	Becky Edwards	06-08
6	Angela Bonaffino	96-99
6	Amanda DaCosta	07-08
6	Leah Gallegos	02-04
6	Katrin Schmidt	05-08

### MULTI-GOAL GAMES

9	Sanna Talonen	07-08
6	Leah Gallegos	02-03
6	Selin Kuralay	05-06
6	Cindy Schofield	99-02

### GOALS AGAINST AVERAGE

0.64	Kate Milstead (15 GA, 2109 min)	07-08
0.93	Ali Mims (61 GA, 5926 min)	01-06
0.94	Erin McNulty (24 GA, 2309 min)*	2007

### Individual Season Records

#### MULTI-GOAL GAMES

5	Mami Yamaguchi	2007
5	Sanna Talonen	2007
5	Selin Kuralay	2005
5	Leah Gallegos	2003
4	Sanna Talonen	2008
3	Cindy Schofield	2000 & 2001
3	Emma Breland	2000
3	Tiffany McCarty	2008

#### GAME-WINNING GOALS

7	Leah Gallegos	2003
6	Sanna Talonen	2007 & 2008
6	Selin Kuralay	2005
6	Cindy Schofield	2001
6	Kelley Poole	1996
5	Five tied - Last: Mami Yamaguchi	2007

\* denotes redshirt in 2008

## RECORD WATCH

(Last Updated: 11/24/08)  
Individual Season Freshman Records

### SHOTS

71	Tiffany McCarty	2008
68	Sanna Talonen	2007
64	Leah Gallegos	2002
62	Emma Breland	2000
53	Julia Schnugg	2003

### POINTS

42	Sanna Talonen	2007
31	Emma Breland	2000
28	Tiffany McCarty	2008
27	Camie Bybee	2001
24	Kasey McCall	1996

### GOALS

18	Sanna Talonen	2007
12	Emma Breland	2000
11	Tiffany McCarty	2008
10	Camie Bybee	2001

### GAME-WINNING ASSISTS

5	Becky Edwards	2006
4	Mami Yamaguchi	2005
3	Leah Gallegos	2002
3	Jez Ratliff	2001
3	Casey Short	2008
3	Sanna Talonen	2007
2	Tori Huster	2008

### Career Records - ACC Games

#### POINTS

26	Cindy Schofield (11g, 4a)	99-02
26	Sanna Talonen (12g, 2a)	07-08
24	Mami Yamaguchi (9g, 6a)	05-07

#### GOALS

12	Sanna Talonen	07-08
11	Cindy Schofield	99-02
10	Selin Kuralay	05-06

#### GAME-WINNING GOALS

6	Mami Yamaguchi	05-07
4	Selin Kuralay	05-06
4	Sanna Talonen	07-08
3	Amber Tollefson	00-03
3	India Trotter	03-06
3	Jez Ratliff	01-04
2	Sarah Wagenfuhr	05-08

#### WINS (Goalkeeping)

15	Ali Mims	01-06
9	Joy McKenzie	01-04
8	Kate Milstead	07-08
6	Erin McNulty*	2007

#### SHUTOUTS (Goalkeeping)

7	Ali Mims	01-06
7	Joy McKenzie	01-04
5	Kate Milstead	07-08
4	Erin McNulty*	2007

### Single Season Records - ACC Games

#### POINTS

19	Sanna Talonen (9g, 1a)	2008
15	Mami Yamaguchi (6g, 3a)	2007
13	Viola Odebrecht (5g, 3a)	2005
13	Sarah Wagenfuhr (4g, 5a)	2008

#### GOALS

9	Sanna Talonen	2008
6	Cindy Schofield	2002
6	Mami Yamaguchi	2007
5	Selin Kuralay	2006
5	Viola Odebrecht	2005

#### ASSISTS

5	Sarah Wagenfuhr	2008
5	Casey Short	2008
4	Teresa Rivera	2005
4	India Trotter	2005
4	Amber Tollefson	2001

#### SHUTOUTS (Goalkeeping)

5	Ali Mims	2006
5	Kate Milstead	2008
4	Erin McNulty	2007
4	Joy McKenzie	2003

\* denotes redshirt in 2008

## NCAA LEADERS

### INDIVIDUAL RANKINGS

<b>Points Per Game</b> ..... Leader - 2.94
16) Sanna Talonen..... 1.80
<b>Goals Per Game</b> ..... Leader - 1.063
11) Sanna Talonen..... 0.800
<b>Goals Against Average</b> ..... Leader - 0.179
16) Kate Milstead..... 0.615

### TEAM RANKINGS

<b>Scoring Offense</b> ..... Leader - 3.36
7) Florida State ..... 2.91
<b>Goals Against Average</b> ..... Leader - 0.169
11) Florida State ..... 0.572
<b>Shutout Percentage</b> ..... Leader - 0.826
t8) Florida State ..... 0.636
<b>Save Percentage</b> ..... Leader - 0.953
t20) Florida State ..... 0.857

## ACC LEADERS

### INDIVIDUAL RANKINGS

<b>Shots Per Game</b> ..... Leader - 5.28
t3) Tiffany McCarty ..... 3.23
<b>Points Per Game</b> ..... Leader - 2.16
2) Sanna Talonen..... 1.80
t6) Tiffany McCarty ..... 1.27
<b>Goals Per Game</b> ..... Leader - 0.92
2) Sanna Talonen..... 0.80
7) Tiffany McCarty ..... 0.50
<b>Assists Per Game</b> ..... Leader - 0.61
5) Lauren Switzer..... 0.41
7) Sarah Wagenfuhr ..... 0.36
<b>Game-Winning Goals</b> ..... Leader - 6
t1) Sanna Talonen..... 6
<b>Goals Against Average</b> ..... Leader - 0.61
1) Kate Milstead..... 0.61
<b>Save Percentage</b> ..... Leader - 0.851
3) Kate Milstead..... 0.845
<b>Saves Per Game</b> ..... Leader - 5.47
7) Kate Milstead..... 3.23

<b>Shutouts Per Game</b> ..... Leader - 0.50
t2) Kate Milstead ..... 0.45

### TEAM RANKINGS

<b>Shots Per Game</b> ..... Leader - 21.88
2) Florida State ..... 20.91
<b>Points Per Game</b> ..... Leader - 10.32
2) Florida State ..... 8.82
<b>Goals Per Game</b> ..... Leader - 3.36
2) Florida State ..... 2.91
<b>Assists Per Game</b> ..... Leader - 3.60
2) Florida State ..... 3.00
<b>Goals Allowed</b> ..... Leader - 13
1) Florida State ..... 13
<b>Goals Against Average</b> ..... Leader - 0.55
2) Florida State ..... 0.57
<b>Shutouts</b> ..... Leader - 16
2) Florida State ..... 14

## RECORD WHEN FSU...

	ALL-TIME	KRIKORIAN	2008
record.....	184-106-27	73-16-11	17-2-3
plays at home.....	102-35-7	40-4-2	8-2-0
plays away from home.....	82-71-20	33-12-9	9-0-3
plays during the day.....	91-52-9	38-6-4	12-1-2
plays at night.....	100-52-13	35-10-7	5-1-1
plays in Florida.....	133-40-8	48-7-3	9-2-0
plays outside of FL.....	63-62-11	25-9-8	8-0-3
scores one goal.....	35-38-7	12-8-3	4-0-0
scores two goals.....	39-17-4	18-1-1	1-0-1
scores 3+ goals.....	112-3-2	43-0-2	12-0-1
shuts out its opponent.....	96-0-7	45-0-5	13-0-1
allows one goal.....	69-8-7	20-4-3	2-2-0
allows two goals.....	26-40-5	7-8-1	2-0-1
allows 3+ goals.....	4-52-2	0-4-2	0-0-1
goes to overtime.....	17-9-19	5-2-9	1-0-3
is in a one goal game.....	72-33-0	24-9-0	4-2-0
is leading at the half.....	111-8-7	45-3-4	12-0-0
is tied at the half.....	62-26-16	22-3-5	4-1-1
is trailing at the half.....	12-71-3	5-10-2	1-1-2
scores first.....	154-26-11	61-5-4	16-0-0
opponent scores first.....	31-87-6	15-11-2	1-2-2
takes more shots.....	150-19-18	67-2-5	16-1-2
takes fewer shots.....	30-80-15	7-12-6	1-1-1
takes more corners.....	143-19-18	58-2-5	12-1-2
plays in August.....	17-3-1	6-0-0	3-0-0
plays in September.....	71-40-8	22-8-3	4-2-1
plays in October.....	67-34-10	24-2-5	6-0-1
plays in November.....	33-17-7	18-2-3	4-0-1
plays in December.....	1-4-0	1-3-0	0-0-0
plays ranked opponents.....	52-80-11	28-15-6	7-2-1
plays an ACC road game.....	17-31-9	11-4-4	4-0-1
plays an ACC home game.....	29-20-3	14-2-2	4-1-0
as the No. 1 team.....	5-1-0	5-1-0	0-0-0

## MISCELLANEOUS STATS

### GOALS BY PERIOD - Goal For/Goal Against

First.....	28-7
Second.....	35-6
OT.....	1-0
2OT.....	0-0
<b>Total</b> .....	<b>64-13</b>

### GOAL DIFFERENTIAL - W/L RECORD

Even.....	0-0-3
1-Goal.....	4-2-0
2-Goals.....	2-0-0
3-Goals.....	5-0-0
4+ Goals.....	6-0-0
<b>Total</b> .....	<b>17-2-3</b>

### MULTI-GOAL PERFORMANCE

Amanda DaCosta.....	2 vs. UCF, 8/25
Marissa Kazbour.....	2 vs. Wake Forest, 10/16
Casey Short.....	2 vs. UCF, 8/25
Tiffany McCarty.....	2 vs. Penn State, 8/29
	2 vs. South Carolina, 9/14
	2 vs. Duke, 10/19
Sanna Talonen.....	2 vs. Connecticut, 8/31
	2 vs. Auburn, 9/12
	2 vs. North Carolina, 10/30
	2 vs. Mississippi Valley State, 11/14
Sarah Wagenfuhr.....	2 vs. NC State, 11/2

### MULTI-POINT PERFORMANCE

Amanda DaCosta.....	2G vs. UCF, 8/25
	1G, 1A vs. Auburn, 9/12
Becky Edwards.....	1G, 1A vs. Wake Forest, 10/16
Tori Huster.....	1G, 1A vs. FIU, 9/5
	1G, 1A vs. FGCU, 9/21
Marissa Kazbour.....	2G vs. Wake Forest, 10/16
Julie Lancos.....	1G, 1A vs. Miss. Valley St., 11/14
Rachel Lim.....	2A vs. Wake Forest, 10/16
Tiffany McCarty.....	2G, 1A vs. Penn State, 8/29
	2G vs. South Carolina, 9/14
	2G, 1A vs. Duke, 10/19
	1G, 2A vs. NC State, 11/2
Toni Pressley.....	1G, 1A vs. Miss. Valley St., 11/14
Jessica Price.....	1G, 1A vs. Penn State, 8/29
	2A vs. Mississippi Valley State, 11/14
Casey Short.....	2G vs. UCF, 8/25
Lauren Switzer.....	1G, 2A vs. UCF, 8/25
	1G, 1A vs. FIU, 9/5
	2A vs. Auburn, 9/12
	2A vs. NC State, 11/2
	1G, 1A vs. Mississippi Valley State, 11/14
Sanna Talonen.....	2G vs. Connecticut, 8/31
	2G vs. Auburn, 9/12
	1G, 1A vs. FGCU, 9/21
	1G, 1A vs. Wake Forest, 10/16
	2G vs. North Carolina, 10/30
	2G, 1A vs. Mississippi Valley State, 11/14
Sarah Wagenfuhr.....	2A vs. South Carolina, 9/14
	1G, 1A vs. Virginia Tech, 9/28
	2G vs. NC State, 11/2

## THIS WEEK IN THE ACC

### 2008 Women's Soccer Standings

Team	ACC	Pts	Pct.	F	O	Overall	Pct.	F	O
North Carolina	9-0-1	28	.950	37	9	22-1-2	.920	84	14
<b>Florida State</b>	<b>8-1-1</b>	<b>25</b>	<b>.850</b>	<b>28</b>	<b>8</b>	<b>17-2-3</b>	<b>.841</b>	<b>64</b>	<b>13</b>
Virginia	6-3-1	19	.650	22	10	15-5-3	.717	51	24
Boston College	6-3-1	19	.650	17	8	15-6-2	.696	40	17
Duke	4-3-3	15	.550	15	10	15-5-3	.717	53	19
Wake Forest	5-5-0	15	.500	11	16	13-8-0	.619	38	23
Virginia Tech	4-4-2	14	.500	12	14	10-9-4	.522	36	32
Miami	3-5-2	11	.400	5	11	10-9-3	.523	22	20
Maryland	3-7-0	9	.300	6	15	7-10-1	.417	28	22
Clemson	1-8-1	4	.150	8	29	5-11-1	.324	26	38
NC State	0-10-0	0	.000	4	31	8-12-0	.400	26	40

### Upcoming NCAA Tournament Schedule

#### Quarterfinal Round - Friday, November 28

Texas A&M at North Carolina.....	2:00 p.m.
Florida State at Notre Dame.....	7:00 p.m.

#### Quarterfinal Round - Saturday, November 29

Duke at UCLA.....	10:00 p.m.
-------------------	------------

### Last Week's NCAA Tournament Results

#### First Round - November 13 & 14

Virginia Tech at BYU.....	VT - L, 0-2
Florida State vs. Mississippi Valley State (Auburn, Ala.).....	FSU - W, 7-0
Central Connecticut State at Boston College.....	BC - W, 3-0
Western Carolina at North Carolina.....	UNC - W, 5-0
Radford at Duke.....	DU - W, 5-1
Morehead State at Wake Forest.....	WF - W, 2-0
Army at Virginia.....	UVa - W, 2-0
Miami vs. UCF (Gainesville, Fla.).....	UM - L, 1-3

#### Second Round - November 16

West Virginia at Virginia.....	UVa - W, 3-2
Northeastern at Boston College.....	BC - W, 4-0
Charlotte at North Carolina.....	UNC - W, 4-0
William & Mary at Duke.....	DU - W, 1-0
Florida State at Auburn.....	FSU - W, 1-0
James Madison at Wake Forest.....	WF - L, 0-1

#### Third Round - November 22

Boston College at Florida State.....	FSU - W, 1-0
Illinois at North Carolina.....	UNC - W, 3-0
Duke at Virginia.....	DU - W, 2-0





## THE LAST TIME FSU...

won an ACC road game.....	NC State 5-2.....11/2/2008
won an ACC home game.....	Clemson 4-0.....10/23/2008
won an ACC Tourney game.....	Wake Forest 5-2.....11/9/2007
won an NCAA Tourney game.....	Boston College 1-0.....11/22/2008
won NCAA Tourney road game.....	Auburn 1-0.....11/16/2008
hosted an NCAA Tourney game.....	Boston College 1-0.....11/22/2008
scored 4+ goals.....	Mississippi Valley State 7-0.....11/14/2008
scored three goals.....	Virginia Tech 3-1.....9/28/2008
scored two goals.....	North Carolina 2-2 (2OT).....10/30/2008
scored one goal.....	Boston College 1-0.....11/22/2008
took 40 or more shots.....	Jacksonville 3-0.....10/24/2006
recorded a shutout.....	FSU 1 Boston College 0.....11/22/2008
was shutout.....	Virginia Tech 0 FSU 0.....11/5/2008
allowed one goal.....	Virginia Tech 3-1.....9/28/2008
allowed two goals.....	NC State 5-2.....11/2/2008
allowed three goals.....	South Carolina 3-3 (2OT).....9/14/2008
allowed four or more goals.....	UCLA 0-4.....12/2/2005
lost a home game.....	Virginia 0-1.....9/25/2008
lost a non-conference home game.....	Florida 0-1.....9/7/2008
lost a non-conference game.....	Florida 0-1.....9/7/2008
went to overtime.....	Virginia Tech 0-0 (2OT).....11/5/2008
lost an overtime game.....	North Carolina 1-2 (OT).....9/27/2007
staged a comeback win.....	NC State 5-2.....11/2/2008
lost a game FSU led at half.....	Wake Forest 2-3.....10/25/2007
lost a day game.....	Florida 0-1.....9/7/2008
scored a golden goal.....	Maryland 1-0 (OT).....10/2/2008
beat a ranked opponent.....	#10 Boston College 1-0.....11/22/2008
had a player record a hat trick.....	Connecticut (Talonen).....11/30/2007
defeated a No. 1 team.....	Portland 2-1.....8/27/2006
beat a defending Nat'l Champ.....	Portland 2-1.....8/27/2006
was ranked No.1.....	.....9/18/2006

### 2008 ACC Women's Soccer Preseason Poll

Place	Team (First Place Votes)	Points	2006 Record
1.	North Carolina (7).....	117.....	19-4-1 (9-1-0)
2.	Florida State (2).....	102.....	18-6-3 (6-2-2)
3.	Virginia (1).....	98.....	13-4-6 (5-2-3)
4.	Boston College.....	87.....	11-5-4 (4-4-2)
5.	Wake Forest (1).....	76.....	13-7-3 (6-2-2)
6.	Duke.....	68.....	10-6-7 (3-3-4)
7.	Miami.....	55.....	9-7-5 (4-4-2)
8.	Maryland.....	37.....	6-9-3 (1-8-1)
	Virginia Tech.....	37.....	8-7-3 (3-5-2)
10.	Clemson.....	28.....	10-6-5 (2-3-5)
11.	NC State.....	21.....	6-10-3 (0-9-1)

## WEEKLY RANKINGS

	PS	1	2	3	4	5	6	7	8	9	10	11	F
	5	5	5	8	8	8	14	11	10	8	7	7	6
	5	5	3	4	7	7	12	9	8	6	6	6	6
	4	5	4	7	9	8	11	9	8	6	6	5	6
	4	4	3	8	9	9	12	10	9	6	6	6	6

NP = No Poll NR = Not Ranked

## 2008 FLORIDA STATE ROSTER

No.	Name	Pos.	Ht.	Yr.	Hometown/Last School
1	Kimberly Diaz	GK	5-8	R-SO	Boca Raton, Fla./West Boca Ration HS
2	Jessica Price	F	5-5	R-FR	Libertyville, Ill./Vernon Hills HS
4	Annie Stalzer	F	5-5	JR	Palm Harbor, Fla./Palm Harbor University HS
5	Sarah Wagenfuhr	MF/D	5-3	SR	Colorado Springs, Colo./Pine Creek HS
6	Erika Sutton	MF/D	5-5	SR	Arvada, Colo./San Diego State
7	Katrin Schmidt	D	5-5	SR	Schleiden, Germany/SGS
8	Lauren Switzer	MF	5-9	JR	St. Charles, Ill./UCLA
9	Tori Huster	MF/D	5-5	FR	Cincinnati, Ohio/Saint Ursula Academy HS
10	Marissa Kazbour	MF	5-5	SO	Valrico, Fla./Bloomingtondale HS
11	Casey Short	F/MF	5-6	FR	Naperville, Ill./Naperville Central HS
13	Amanda DaCosta	MF	5-4	SO	Katonah, N.Y./Somers HS
14	Tiffany McCarty	F	5-4	FR	Laurel, Md./St. John's College HS
15	Katie Bolinsky	F	5-7	FR	Coral Springs, Fla./Marjory Stoneman Douglas HS
16	Julie Lancos	D	5-8	FR	Middletown, N.J./Middletown North HS
17	Ella Stephan	MF/D	5-7	FR	Indian Harbour Beach, Fla./Satellite HS
18	Erin McNulty	GK	5-10	SO	Winnipeg, Manitoba, Canada/Glenlawn HS
19	Becky Edwards	MF/D	5-8	JR	Downingtown, Pa./Downingtown West HS
20	Kate Milstead	GK	5-7	JR	Clarksburg, N.J./Penn State
21	Susanna Zorn	F/MF	5-7	FR	Tallahassee, Fla./Leon HS
22	Margo McAuley	MF	5-8	SO	Noblesville, Ind./Noblesville HS
23	Toni Pressley	F	5-10	FR	Melbourne, Fla./West Short HS
25	Sanna Talonen	F	5-6	SO	Tampere, Finland
28	Rachel Lim	MF	5-3	SO	Boca Raton, Fla./American Heritage HS

### Coaching Staff

Head Coach: Mark Krikorian (4th Season) .....St. Anselm College (1983)  
 Associate Head Coach: Eric Bell (3rd Season).....College of Wooster (1992)  
 Assistant Coach: Paul Rogers (2nd Season).....Indianapolis (2004)  
 Volunteer Coach: Lydia Vandenberg (1st Season) .....Clemson (2006)  
 Team Manager: Jean Rettig (1st Season) .....Penn State (2007)

## SEMINOLE ROSTER BREAKDOWN

### POSITION BREAKDOWN

Goalkeepers (3): Diaz, McNulty, Milstead  
 Defenders (6): Edwards, Huster, Lancos, Schmidt, Sutton, Wagenfuhr  
 Midfielders (7): DaCosta, Kazbour, Lim, McAuley, Short, Stephan, Switzer  
 Forwards (7): Bolinsky, McCarty, Pressley, Price, Stalzer, Talonen, Zorn

### EXPERIENCE BREAKDOWN

Seniors.....3 - Schmidt, Sutton, Wagenfuhr  
 Juniors.....5 - Diaz, Edwards, Milstead, Stalzer, Switzer  
 Sophomores.....7 - DaCosta, Kazbour, Lim, McAuley, McNulty, Price, Talonen  
 Freshmen.....8 - Bolinsky, Huster, Lancos, McCarty Pressley, Short, Stephan, Zorn

### PRONUNCIATION GUIDE

Katie **Bolinsky**.....bowl-in-ski  
 Tori **Huster**.....HUE-ster  
 Marissa **Kazbour**.....Kaz-boar  
 Mark **Krikorian**.....kruh-core-EE-an  
 Margo **McAuley**.....Mc-all-EE  
**Katrin** Schmidt.....Kah-treen  
 Lauren **Switzer**.....S-white-zer  
**Sanna Talonen**.....saw-nuh tal-O-nen  
 Sarah **Wagenfuhr**.....wagon-furr

**2008 Florida State Soccer**  
**Florida State Combined Team Statistics (as of Nov 24, 2008)**  
**All games**

<b>RECORD:</b>	<b>OVERALL</b>	<b>HOME</b>	<b>AWAY</b>	<b>NEUTRAL</b>
<b>ALL GAMES.....</b>	<b>( 17- 2- 3 )</b>	<b>( 8- 2- 0 )</b>	<b>( 6- 0- 1 )</b>	<b>( 3- 0- 2 )</b>
<b>CONFERENCE.....</b>	<b>( 8- 1- 1 )</b>	<b>( 4- 1- 0 )</b>	<b>( 4- 0- 1 )</b>	<b>( 0- 0- 0 )</b>
<b>NON-CONFERENCE.....</b>	<b>( 9- 1- 2 )</b>	<b>( 4- 1- 0 )</b>	<b>( 2- 0- 0 )</b>	<b>( 3- 0- 2 )</b>

DATE	OPPONENT	W/L	SCORE	ATT	## PLAYER	GP	G	A	Pts	Sh	Shot%	SOG	SOG%	GW	PK-AT
Aug 25	#29 UCF	W	5-0	131	25 Sanna Talonen	20	16	4	36	49	.327	29	.592	6	0-0
1Aug 29	at #9 Penn State	W	4-1	2197	14 Tiffany McCarty	22	11	6	28	71	.155	38	.535	2	0-0
Aug 31	vs #12 Connecticut	W	3-0	1166	8 Lauren Switzer	22	5	9	19	25	.200	11	.440	1	0-0
Sep 05	FLA. INTERNATIONAL	W	5-0	1014	5 Sarah Wagenfuhr	22	4	8	16	19	.211	11	.579	1	3-3
Sep 07	#23 FLORIDA	L	0-1	1732	13 Amanda DaCosta	22	4	6	14	42	.095	19	.452	2	0-0
Sep 12	at Auburn	W	3-0	789	9 Tori Huster	21	4	5	13	34	.118	14	.412	2	0-0
Sep 14	vs South Carolina	T O2	3-3	-	2 Jessica Price	21	3	6	12	32	.094	16	.500	1	0-0
Sep 21	FLORIDA GULF COAST	W	4-0	726	28 Rachel Lim	22	3	6	12	29	.103	11	.379	0	0-0
*Sep 25	#13 VIRGINIA	L	0-1	823	10 Marissa Kazbour	21	4	3	11	17	.235	12	.706	1	0-1
*Sep 28	VIRGINIA TECH	W	3-1	643	11 Casey Short	22	2	6	10	36	.056	14	.389	0	0-0
*Oct 02	at Maryland	W OT	1-0	515	23 Toni Pressley	22	4	1	9	43	.093	18	.419	1	0-0
*Oct 05	at #12 Boston College	W	1-0	553	7 Katrin Schmidt	22	2	2	6	19	.105	11	.579	0	0-0
*Oct 12	at Miami	W	2-0	622	19 Becky Edwards	17	1	1	3	14	.071	9	.643	0	0-0
*Oct 16	#16 WAKE FOREST	W	5-0	678	16 Julie Lancos	9	1	1	3	4	.250	3	.750	0	0-0
*Oct 19	#9 DUKE	W	5-2	1026	6 Erika Sutton	18	0	1	1	17	.000	6	.353	0	0-0
*Oct 23	CLEMSON	W	4-0	528	4 Annie Stalzer	6	0	1	1	5	.000	3	.600	0	0-0
*Oct 30	at #2 North Carolina	T O2	2-2	1100	17 Ella Stephan	20	0	0	0	3	.000	0	.000	0	0-0
*Nov 02	at NC State	W	5-2	478	20 Kate Milstead	22	0	0	0	1	.000	0	.000	0	0-0
Nov 05	vs Virginia Tech	T O2	0-0	213	22 Margo McAuley	2	0	0	0	0	.000	0	.000	0	0-0
Nov 14	vs Miss. Valley State	W	7-0	390	21 Susanna Zorn	5	0	0	0	0	.000	0	.000	0	0-0
Nov 16	vs Auburn	W	1-0	345	1 Kimmy Diaz	5	0	0	0	0	.000	0	.000	0	0-0
Nov 22	#10 BOSTON COLLEGE	W	1-0	1140	Total.....	22	64	66	194	460	.139	225	.489	17	3-4
					Opponents.....	22	13	10	36	218	.060	91	.417	2	1-1

**TEAM STATISTICS**                      **FS**                      **OPP**

SHOT STATISTICS.....			## GOALTENDERS	GP	Minutes	GA	Avg	Sv	Pct	W	L	T	Sho
Goals-Shot attempts....	64-460	13-218	1 Kimmy Diaz	4	144:25	0	0.00	2	1.000	0	0	0	0
Goals scored per game..	2.91	0.59	20 Kate Milstead	22	1902:35	13	0.61	71	.845	17	2	3	10
Shot pct.....	.139	.060	Total.....	22	2047:00	13	0.57	78	.857	17	2	3	14
Shots on goal-Attempts.	225-460	91-218	Opponents.....	22	2047:00	64	2.81	161	.716	2	17	3	3
SOG pct.....	.489	.417											
Shots/Game.....	20.9	9.9											
CORNER KICKS.....	146	77											
Goals off corners.....	0	0											
PENALTY KICKS.....	3-4	1-1											
PENALTIES.....													
Yellow cards.....	7	21											
Red cards.....	0	0											
ATTENDANCE.....													
Total.....	8441	6254											
Dates/Avg Per Date....	10/844	7/893											
Neutral Site #/Avg....	5/423												

GOALS BY PERIOD	1st	2nd	OT	OT2	Total
Florida State.....	28	35	1	0	64
Opponents.....	7	6	0	0	13

SHOTS BY PERIOD	1st	2nd	OT	OT2	Total
Florida State.....	200	249	6	5	460
Opponents.....	90	120	5	3	218

SAVES BY PERIOD	1st	2nd	OT	OT2	Total
Florida State.....	33	42	3	0	78
Opponents.....	68	91	1	1	161

CORNER KICKS BY PRD	1st	2nd	OT	OT2	Total
Florida State.....	70	74	0	2	146
Opponents.....	29	45	2	1	77

FOULS BY PERIOD	1st	2nd	OT	OT2	Total
Florida State.....	83	66	2	3	154
Opponents.....	105	108	3	5	221

2008 Florida State Soccer  
 Florida State Overall Team Statistics (as of Nov 24, 2008)  
 All games

Overall: 17-2-3 Conf: 8-1-1 Home: 8-2-0 Away: 6-0-1 Neut: 3-0-2

TEAM STATISTICS	FS	OPP
-----		
SHOT STATISTICS.....		
Goals-Shot attempts....	64-460	13-218
Goals scored per game..	2.91	0.59
Shot pct.....	.139	.060
Shots on goal-Attempts.	225-460	91-218
SOG pct.....	.489	.417
Shots/Game.....	20.9	9.9
Assists.....	66	10
CORNER KICKS.....	146	77
Goals off corners.....	0	0
PENALTY KICKS.....	3-4	1-1
PENALTIES.....		
Yellow cards.....	7	21
Red cards.....	0	0
ATTENDANCE.....		
Total.....	8441	6254
Dates/Avg Per Date.....	10/844	7/893
Neutral Site #/Avg.....	5/423	

GOALS BY PERIOD	1st	2nd	OT	OT2	Total
-----					
Florida State.....	28	35	1	0	- 64
Opponents.....	7	6	0	0	- 13

CORNER KICKS BY PRD	1st	2nd	OT	OT2	Total
-----					
Florida State.....	70	74	0	2	- 146
Opponents.....	29	45	2	1	- 77

SHOTS BY PERIOD	1st	2nd	OT	OT2	Total
-----					
Florida State.....	200	249	6	5	- 460
Opponents.....	90	120	5	3	- 218

FOULS BY PERIOD	1st	2nd	OT	OT2	Total
-----					
Florida State.....	83	66	2	3	- 154
Opponents.....	105	108	3	5	- 221

SAVES BY PERIOD	1st	2nd	OT	OT2	Total
-----					
Florida State.....	33	42	3	0	- 78
Opponents.....	68	91	1	1	- 161

2008 Florida State Soccer  
 Florida State Overall Individual Statistics (as of Nov 24, 2008)  
 All games

Overall: 17-2-3    Conf: 8-1-1    Home: 8-2-0    Away: 6-0-1    Neut: 3-0-2

##	Name	GP-GS	Min	-----SHOTS-----							YC-RC	GW	PK-ATT
				G	A	Pts	Sh	Shot%	SOG	SOG%			
25	Sanna Talonen	20-17	1215	16	4	36	49	.327	29	.592	0-0	6	0-0
14	Tiffany McCarty	22-19	1231	11	6	28	71	.155	38	.535	0-0	2	0-0
8	Lauren Switzer	22-4	1101	5	9	19	25	.200	11	.440	1-0	1	0-0
5	Sarah Wagenfuhr	22-22	1870	4	8	16	19	.211	11	.579	0-0	1	3-3
13	Amanda DaCosta	22-22	1723	4	6	14	42	.095	19	.452	0-0	2	0-0
9	Tori Huster	21-21	1520	4	5	13	34	.118	14	.412	0-0	2	0-0
2	Jessica Price	21-6	877	3	6	12	32	.094	16	.500	0-0	1	0-0
28	Rachel Lim	22-9	872	3	6	12	29	.103	11	.379	0-0	0	0-0
10	Marissa Kazbour	21-6	677	4	3	11	17	.235	12	.706	1-0	1	0-1
11	Casey Short	22-17	1456	2	6	10	36	.056	14	.389	0-0	0	0-0
23	Toni Pressley	22-4	789	4	1	9	43	.093	18	.419	2-0	1	0-0
7	Katrin Schmidt	22-22	1917	2	2	6	19	.105	11	.579	0-0	0	0-0
19	Becky Edwards	17-12	1325	1	1	3	14	.071	9	.643	0-0	0	0-0
16	Julie Lancos	9-1	350	1	1	3	4	.250	3	.750	0-0	0	0-0
6	Erika Sutton	18-18	1611	0	1	1	17	.000	6	.353	1-0	0	0-0
4	Annie Stalzer	6-0	124	0	1	1	5	.000	3	.600	0-0	0	0-0
17	Ella Stephan	20-20	1743	0	0	0	3	.000	0	.000	1-0	0	0-0
20	Kate Milstead	22-22	1903	0	0	0	1	.000	0	.000	0-0	0	0-0
22	Margo McAuley	2-0	9	0	0	0	0	.000	0	.000	0-0	0	0-0
21	Susanna Zorn	5-0	66	0	0	0	0	.000	0	.000	0-0	0	0-0
1	Kimmy Diaz	5-0	144	0	0	0	0	.000	0	.000	0-0	0	0-0
Total.....		22	-	64	66	194	460	.139	225	.489	7-0	17	3-4
Opponents.....		22	-	13	10	36	218	.060	91	.417	21-0	2	1-1

##	Name	GP-GS	Minutes	---GOAL AVERAGE---		--SAVES--		----RECORD----			Shots	
				GA	Avg	Saves	Pct	W	L	T	Sho	Faced
1	Kimmy Diaz	4-0	144:25	0	0.00	2	1.000	0	0	0	0	9
20	Kate Milstead	22-22	1902:35	13	0.61	71	.845	17	2	3	10	203
TM Team			0:00	0	0.00	5	1.000	0	0	0	4	0
Total.....		22	2047:00	13	0.57	78	.857	17	2	3	14	212
Opponents.....		22	2047:00	64	2.81	161	.716	2	17	3	3	449

Team saves: 5

GOALS BY PERIOD	1st	2nd	OT	OT2	Total
Florida State.....	28	35	1	0	64
Opponents.....	7	6	0	0	13

CORNER KICKS BY PRD	1st	2nd	OT	OT2	Total
Florida State.....	70	74	0	2	146
Opponents.....	29	45	2	1	77

SHOTS BY PERIOD	1st	2nd	OT	OT2	Total
Florida State.....	200	249	6	5	460
Opponents.....	90	120	5	3	218

FOULS BY PERIOD	1st	2nd	OT	OT2	Total
Florida State.....	83	66	2	3	154
Opponents.....	105	108	3	5	221

SAVES BY PERIOD	1st	2nd	OT	OT2	Total
Florida State.....	33	42	3	0	78
Opponents.....	68	91	1	1	161

ATTENDANCE SUMMARY	FS	OPP
Total.....	8441	6254
Dates/Avg Per Date.....	10/844	7/893
Neutral Site #/Avg.....	5/423	

**2008 Florida State Soccer**  
**Florida State Category Leaders (as of Nov 24, 2008)**  
**All games**

## POINTS	GP	G	A	Pts	Shots
25 Sanna Talonen	20	16	4	36	49
14 Tiffany McCarty	22	11	6	28	71
8 Lauren Switzer	22	5	9	19	25
5 Sarah Wagenfuhr	22	4	8	16	19
13 Amanda DaCosta	22	4	6	14	42
9 Tori Huster	21	4	5	13	34
2 Jessica Price	21	3	6	12	32
28 Rachel Lim	22	3	6	12	29
10 Marissa Kazbour	21	4	3	11	17
11 Casey Short	22	2	6	10	36

## GOALS	GP	G	A	Pts	Shots
25 Sanna Talonen	20	16	4	36	49
14 Tiffany McCarty	22	11	6	28	71
8 Lauren Switzer	22	5	9	19	25
5 Sarah Wagenfuhr	22	4	8	16	19
13 Amanda DaCosta	22	4	6	14	42
23 Toni Pressley	22	4	1	9	43
10 Marissa Kazbour	21	4	3	11	17
9 Tori Huster	21	4	5	13	34
28 Rachel Lim	22	3	6	12	29
2 Jessica Price	21	3	6	12	32

## GAME WINNING GOALS	GP	GWG
25 Sanna Talonen	20	6
9 Tori Huster	21	2
14 Tiffany McCarty	22	2
13 Amanda DaCosta	22	2
2 Jessica Price	21	1
8 Lauren Switzer	22	1
10 Marissa Kazbour	21	1
23 Toni Pressley	22	1
5 Sarah Wagenfuhr	22	1

## ASSISTS	GP	G	A	Pts	Shots
8 Lauren Switzer	22	5	9	19	25
5 Sarah Wagenfuhr	22	4	8	16	19
13 Amanda DaCosta	22	4	6	14	42
2 Jessica Price	21	3	6	12	32
28 Rachel Lim	22	3	6	12	29
14 Tiffany McCarty	22	11	6	28	71
11 Casey Short	22	2	6	10	36
9 Tori Huster	21	4	5	13	34
25 Sanna Talonen	20	16	4	36	49
10 Marissa Kazbour	21	4	3	11	17

## SHOTS	GP	G	A	Sh	Shot%
14 Tiffany McCarty	22	11	6	71	.155
25 Sanna Talonen	20	16	4	49	.327
23 Toni Pressley	22	4	1	43	.093
13 Amanda DaCosta	22	4	6	42	.095
11 Casey Short	22	2	6	36	.056
9 Tori Huster	21	4	5	34	.118
2 Jessica Price	21	3	6	32	.094
28 Rachel Lim	22	3	6	29	.103
8 Lauren Switzer	22	5	9	25	.200
7 Katrin Schmidt	22	2	2	19	.105

## SHOT PCT	GP	G	A	Sh	Shot%
25 Sanna Talonen	20	16	4	49	.327
16 Julie Lancos	9	1	1	4	.250
10 Marissa Kazbour	21	4	3	17	.235
5 Sarah Wagenfuhr	22	4	8	19	.211
8 Lauren Switzer	22	5	9	25	.200
14 Tiffany McCarty	22	11	6	71	.155
9 Tori Huster	21	4	5	34	.118
7 Katrin Schmidt	22	2	2	19	.105
28 Rachel Lim	22	3	6	29	.103
13 Amanda DaCosta	22	4	6	42	.095

## SHOTS ON GOAL	GP	G	A	Sh	SOG	SOG%
14 Tiffany McCarty	22	11	6	71	38	.535
25 Sanna Talonen	20	16	4	49	29	.592
13 Amanda DaCosta	22	4	6	42	19	.452
23 Toni Pressley	22	4	1	43	18	.419
2 Jessica Price	21	3	6	32	16	.500
11 Casey Short	22	2	6	36	14	.389
9 Tori Huster	21	4	5	34	14	.412
10 Marissa Kazbour	21	4	3	17	12	.706
28 Rachel Lim	22	3	6	29	11	.379
8 Lauren Switzer	22	5	9	25	11	.440

## SOG PCT	GP	G	A	Sh	SOG	SOG%
16 Julie Lancos	9	1	1	4	3	.750
10 Marissa Kazbour	21	4	3	17	12	.706
19 Becky Edwards	17	1	1	14	9	.643
4 Annie Stalzer	6	0	1	5	3	.600
25 Sanna Talonen	20	16	4	49	29	.592
5 Sarah Wagenfuhr	22	4	8	19	11	.579
7 Katrin Schmidt	22	2	2	19	11	.579
14 Tiffany McCarty	22	11	6	71	38	.535
2 Jessica Price	21	3	6	32	16	.500
13 Amanda DaCosta	22	4	6	42	19	.452

## CAUTIONS	GP	YC
23 Toni Pressley	22	2
8 Lauren Switzer	22	1
TM Team	21	1
10 Marissa Kazbour	21	1
17 Ella Stephan	20	1
14 Tiffany McCarty	22	0
2 Jessica Price	21	0
13 Amanda DaCosta	22	0
9 Tori Huster	21	0
11 Casey Short	22	0

2008 Florida State Soccer  
 Florida State Game Results (as of Nov 24, 2008)  
 All games

Date	Opponent	Score	Overall	Conf	Attend	Goals scored [Goalie]
Aug 25, 2008	#29 UCF	W 5-0	1- 0- 0	0- 0- 0	131	Amanda DaCosta (unassisted) [#20] Lauren Switzer (unassisted) Amanda DaCosta (Lauren Switzer) Casey Short (Rachel Lim;Annie Stalzer) Casey Short (Lauren Switzer)
1 Aug 29, 2008	at #9 Penn State	W 4-1	2- 0- 0	0- 0- 0	2197	Jessica Price (Tiffany McCarty) [#20] Marissa Kazbour (unassisted) Tiffany McCarty (Tori Huster;Jessica Price) Tiffany McCarty (Amanda DaCosta)
Aug 31, 2008	vs #12 Connecticut	W 3-0	3- 0- 0	0- 0- 0	1166	Sanna Talonen (Tori Huster) [#20] Sanna Talonen (Casey Short) Lauren Switzer (Jessica Price;Tiffany McCarty)
Sep 05, 2008	FLA. INTERNATIONAL	W 5-0	4- 0- 0	0- 0- 0	1014	Lauren Switzer (Katrin Schmidt) [#20] Rachel Lim (Sanna Talonen;Erika Sutton) Tori Huster (Marissa Kazbour) Toni Pressley (Tori Huster) Tiffany McCarty (Lauren Switzer)
Sep 07, 2008	#23 FLORIDA	0-1 L	4- 1- 0	0- 0- 0	1732	- [#20]
Sep 12, 2008	at Auburn	W 3-0	5- 1- 0	0- 0- 0	789	Sanna Talonen (Amanda DaCosta) [#20] Sanna Talonen (Lauren Switzer) Amanda DaCosta (Tiffany McCarty;Lauren Switzer)
Sep 14, 2008	vs South Carolina	3-3 TO2	5- 1- 1	0- 0- 0		Rachel Lim (Marissa Kazbour) [#20] Tiffany McCarty (Sarah Wagenfuhr) Tiffany McCarty (Sarah Wagenfuhr)
Sep 21, 2008	FLORIDA GULF COAST	W 4-0	6- 1- 1	0- 0- 0	726	Sanna Talonen (Amanda DaCosta;Tori Huster) [#20] Tiffany McCarty (Sanna Talonen) Jessica Price (Rachel Lim) Tori Huster (unassisted)
* Sep 25, 2008	#13 VIRGINIA	0-1 L	6- 2- 1	0- 1- 0	823	- [#20]
* Sep 28, 2008	VIRGINIA TECH	W 3-1	7- 2- 1	1- 1- 0	643	Rachel Lim (Casey Short) [#20] Sarah Wagenfuhr (penalty kick) Sanna Talonen (Sarah Wagenfuhr)
* Oct 02, 2008	at Maryland	W 1-0 OT	8- 2- 1	2- 1- 0	515	Sanna Talonen (Sarah Wagenfuhr) [#20]
* Oct 05, 2008	at #12 Boston College	W 1-0	9- 2- 1	3- 1- 0	553	Tori Huster (Sarah Wagenfuhr) [#20]
* Oct 12, 2008	at Miami	W 2-0	10- 2- 1	4- 1- 0	622	Tiffany McCarty (Casey Short) [#20] Sanna Talonen (Sarah Wagenfuhr)
* Oct 16, 2008	#16 WAKE FOREST	W 5-0	11- 2- 1	5- 1- 0	678	Toni Pressley (Becky Edwards;Rachel Lim) [#20] Sanna Talonen (Sarah Wagenfuhr) Becky Edwards (Sanna Talonen) Marissa Kazbour (Rachel Lim) Marissa Kazbour (Lauren Switzer)
* Oct 19, 2008	#9 DUKE	W 5-2	12- 2- 1	6- 1- 0	1026	Tiffany McCarty (Tori Huster) [#20] Sanna Talonen (Tiffany McCarty) Amanda DaCosta (Casey Short) Toni Pressley (Jessica Price) Tiffany McCarty (Rachel Lim)
* Oct 23, 2008	CLEMSON	W 4-0	13- 2- 1	7- 1- 0	528	Sanna Talonen (Casey Short) [#20] Sarah Wagenfuhr (penalty kick) Lauren Switzer (Jessica Price) Katrin Schmidt (Amanda DaCosta)
* Oct 30, 2008	at #2 North Carolina	2-2 TO2	13- 2- 2	7- 1- 1	1100	Sanna Talonen (Marissa Kazbour) [#20] Sanna Talonen (Casey Short)
* Nov 02, 2008	at NC State	W 5-2	14- 2- 2	8- 1- 1	478	Katrin Schmidt (Tiffany McCarty) [#20] Sarah Wagenfuhr (penalty kick) Sanna Talonen (Lauren Switzer;Tiffany McCarty) Sarah Wagenfuhr (unassisted) Tiffany McCarty (Lauren Switzer)
Nov 05, 2008	vs Virginia Tech	0-0 TO2	14- 2- 3	8- 1- 1	213	- [#20]
Nov 14, 2008	vs Miss. Valley State	W 7-0	15- 2- 3	8- 1- 1	390	Tiffany McCarty (Amanda DaCosta;Sanna Talonen) [#20] Sanna Talonen (Rachel Lim;Katrin Schmidt) Sanna Talonen (Julie Lancos) Julie Lancos (Lauren Switzer) Lauren Switzer (Jessica Price) Toni Pressley (unassisted)

Nov 16, 2008 vs Auburn W 1-0 16- 2- 3 8- 1- 1 345 Jessica Price (Amanda DaCosta) [#20]  
 Nov 22, 2008 #10 BOSTON COLLEGE W 1-0 17- 2- 3 8- 1- 1 1140 Tori Huster (Sarah Wagenfuhr) [#20]

TEAM RECORD	W-L-T	ATTEND	Dates	Total	Average
Overall:	17- 2- 3	Total:	22	16809	764
Conference:	8- 1- 1	Home:	10	8441	844
Home:	8- 2- 0	Away:	7	6254	893
Away:	6- 0- 1	Neutral:	5	2114	423
Neutral:	3- 0- 2				
Overtime:	1- 0- 3				

**2008 Florida State Soccer**  
**Florida State Combined Team Statistics (as of Nov 07, 2008)**  
**Conference games**

<b>RECORD:</b>	<b>OVERALL</b>	<b>HOME</b>	<b>AWAY</b>	<b>NEUTRAL</b>
<b>ALL GAMES.....</b>	<b>( 8- 1- 1 )</b>	<b>( 4- 1- 0 )</b>	<b>( 4- 0- 1 )</b>	<b>( 0- 0- 0 )</b>
<b>CONFERENCE.....</b>	<b>( 8- 1- 1 )</b>	<b>( 4- 1- 0 )</b>	<b>( 4- 0- 1 )</b>	<b>( 0- 0- 0 )</b>
<b>NON-CONFERENCE.....</b>	<b>( 0- 0- 0 )</b>	<b>( 0- 0- 0 )</b>	<b>( 0- 0- 0 )</b>	<b>( 0- 0- 0 )</b>

DATE	OPPONENT	W/L	SCORE	ATT	## PLAYER	GP	G	A	Pts	Sh	Shot%	SOG	SOG%	GW	PK-AT
*Sep 25	#13 VIRGINIA	L	0-1	823	25 Sanna Talonen	10	9	1	19	33	.273	19	.576	3	0-0
*Sep 28	VIRGINIA TECH	W	3-1	643	5 Sarah Wagenfuhr	10	4	5	13	11	.364	8	.727	1	3-3
*Oct 02	at Maryland	W	OT 1-0	515	14 Tiffany McCarty	10	4	3	11	35	.114	20	.571	1	0-0
*Oct 05	at #12 Boston College	W	1-0	553	10 Marissa Kazbour	9	2	1	5	6	.333	3	.500	0	0-0
*Oct 12	at Miami	W	2-0	622	28 Rachel Lim	10	1	3	5	15	.067	6	.400	0	0-0
*Oct 16	#16 WAKE FOREST	W	5-0	678	8 Lauren Switzer	10	1	3	5	11	.091	5	.455	0	0-0
*Oct 19	#9 DUKE	W	5-2	1026	11 Casey Short	10	0	5	5	14	.000	2	.143	0	0-0
*Oct 23	CLEMSON	W	4-0	528	23 Toni Pressley	10	2	0	4	13	.154	8	.615	1	0-0
*Oct 30	at #2 North Carolina	T	O2 2-2	1100	7 Katrin Schmidt	10	2	0	4	11	.182	5	.455	0	0-0
*Nov 02	at NC State	W	5-2	478	13 Amanda DaCosta	10	1	1	3	19	.053	6	.316	1	0-0
					9 Tori Huster	10	1	1	3	13	.077	6	.462	1	0-0
<b>TEAM STATISTICS</b>	<b>FS</b>	<b>OPP</b>			19 Becky Edwards	8	1	1	3	7	.143	4	.571	0	0-0
					2 Jessica Price	10	0	2	2	11	.000	7	.636	0	0-0
<b>SHOT STATISTICS.....</b>					6 Erika Sutton	6	0	0	0	4	.000	2	.500	0	0-0
Goals-Shot attempts...	28-203	8-111			17 Ella Stephan	8	0	0	0	0	.000	0	.000	0	0-0
Goals scored per game..	2.80	0.80			16 Julie Lancos	1	0	0	0	0	.000	0	.000	0	0-0
Shot pct.....	.138	.072			Total.....	10	28	26	82	203	.138	101	.498	8	3-3
Shots on goal-Attempts.	101-203	44-111			Opponents.....	10	8	5	21	111	.072	44	.396	1	1-1
SOG pct.....	.498	.396													
Shots/Game.....	20.3	11.1													
<b>CORNER KICKS.....</b>	52	41													
Goals off corners.....	0	0			<b>## GOALTENDERS</b>	<b>GP</b>	<b>Minutes</b>	<b>GA</b>	<b>Avg</b>	<b>Sv</b>	<b>Pct</b>	<b>W</b>	<b>L</b>	<b>T</b>	<b>Sho</b>
<b>PENALTY KICKS.....</b>	3-3	1-1			20 Kate Milstead	10	927:00	8	0.78	35	.814	8	1	1	5
<b>PENALTIES.....</b>					Total.....	10	927:00	8	0.78	36	.818	8	1	1	5
Yellow cards.....	4	11			Opponents.....	10	927:00	28	2.72	73	.723	1	8	1	1
Red cards.....	0	0													
<b>ATTENDANCE.....</b>															
Total.....	3698	3268			<b>GOALS BY PERIOD</b>	<b>1st</b>	<b>2nd</b>	<b>OT</b>	<b>OT2</b>	<b>Total</b>					
Dates/Avg Per Date....	5/740	5/654			-----	-----	-----	-----	-----	-----					
Neutral Site #/Avg....	0/0				Florida State.....	10	17	1	0	-	28				
					Opponents.....	4	4	0	0	-	8				
					<b>SHOTS BY PERIOD</b>	<b>1st</b>	<b>2nd</b>	<b>OT</b>	<b>OT2</b>	<b>Total</b>					
					-----	-----	-----	-----	-----	-----					
					Florida State.....	81	117	4	1	-	203				
					Opponents.....	49	59	2	1	-	111				
					<b>SAVES BY PERIOD</b>	<b>1st</b>	<b>2nd</b>	<b>OT</b>	<b>OT2</b>	<b>Total</b>					
					-----	-----	-----	-----	-----	-----					
					Florida State.....	15	20	1	0	-	36				
					Opponents.....	28	44	1	0	-	73				
					<b>CORNER KICKS BY PRD</b>	<b>1st</b>	<b>2nd</b>	<b>OT</b>	<b>OT2</b>	<b>Total</b>					
					-----	-----	-----	-----	-----	-----					
					Florida State.....	22	30	0	0	-	52				
					Opponents.....	18	21	1	1	-	41				
					<b>FOULS BY PERIOD</b>	<b>1st</b>	<b>2nd</b>	<b>OT</b>	<b>OT2</b>	<b>Total</b>					
					-----	-----	-----	-----	-----	-----					
					Florida State.....	49	36	1	1	-	87				
					Opponents.....	55	63	1	2	-	121				

2008 Florida State Soccer  
 Florida State Combined Team Statistics (as of Nov 07, 2008)  
 2008 ACC Tournament

<b>RECORD:</b>	<b>OVERALL</b>	<b>HOME</b>	<b>AWAY</b>	<b>NEUTRAL</b>
<b>ALL GAMES.....</b>	( 0- 0- 1)	( 0- 0- 0)	( 0- 0- 0)	( 0- 0- 1)
<b>CONFERENCE.....</b>	( 0- 0- 0)	( 0- 0- 0)	( 0- 0- 0)	( 0- 0- 0)
<b>NON-CONFERENCE.....</b>	( 0- 0- 1)	( 0- 0- 0)	( 0- 0- 0)	( 0- 0- 1)

DATE	OPPONENT	W/L	SCORE	ATT	## PLAYER	GP	G	A	Pts	Sh	Shot%	SOG	SOG%	GW	PK-AT
Nov 05	vs Virginia Tech	T	O2	0-0	213										
					23 Toni Pressley	1	0	0	0	2	.000	1	.500	0	0-0
					14 Tiffany McCarty	1	0	0	0	2	.000	0	.000	0	0-0
<b>TEAM STATISTICS</b>		<b>FS</b>	<b>OPP</b>		10 Marissa Kazbour	1	0	0	0	2	.000	2	1.000	0	0-0
					28 Rachel Lim	1	0	0	0	1	.000	0	.000	0	0-0
<b>SHOT STATISTICS.....</b>					25 Sanna Talonen	1	0	0	0	1	.000	0	.000	0	0-0
Goals-Shot attempts....	0-14		0-13		17 Ella Stephan	1	0	0	0	1	.000	0	.000	0	0-0
Goals scored per game..	0.00		0.00		13 Amanda DaCosta	1	0	0	0	1	.000	0	.000	0	0-0
Shot pct.....	.000		.000		9 Tori Huster	1	0	0	0	1	.000	0	.000	0	0-0
Shots on goal-Attempts.	4-14		7-13		6 Erika Sutton	1	0	0	0	1	.000	0	.000	0	0-0
SOG pct.....	.286		.538		5 Sarah Wagenfuhr	1	0	0	0	1	.000	0	.000	0	0-0
Shots/Game.....	14.0		13.0		2 Jessica Price	1	0	0	0	1	.000	1	1.000	0	0-0
<b>CORNER KICKS.....</b>	8		7		20 Kate Milstead	1	0	0	0	0	.000	0	.000	0	0-0
Goals off corners.....	0		0		19 Becky Edwards	1	0	0	0	0	.000	0	.000	0	0-0
<b>PENALTY KICKS.....</b>	0-0		0-0		11 Casey Short	1	0	0	0	0	.000	0	.000	0	0-0
<b>PENALTIES.....</b>					8 Lauren Switzer	1	0	0	0	0	.000	0	.000	0	0-0
Yellow cards.....	1		0		7 Katrin Schmidt	1	0	0	0	0	.000	0	.000	0	0-0
Red cards.....	0		0		1 Kimmy Diaz	1	0	0	0	0	.000	0	.000	0	0-0
<b>ATTENDANCE.....</b>					Total.....	1	0	0	0	14	.000	4	.286	0	0-0
Total.....	0		0		Opponents.....	1	0	0	0	13	.000	7	.538	0	0-0
Dates/Avg Per Date....	0/0		0/0												
Neutral Site #/Avg.....	1/213														

## GOALTENDERS	-GOAL AVERAGE-				-SAVES-					
	GP	Minutes	GA	Avg	Sv	Pct	W	L	T	Sho
20 Kate Milstead	1	110:00	0	0.00	4	1.000	0	0	1	1
Total.....	1	110:00	0	0.00	7	1.000	0	0	1	1
Opponents.....	1	110:00	0	0.00	4	1.000	0	0	1	1

GOALS BY PERIOD	1st	2nd	OT	OT2	OT3	OT4	Total
Florida State.....	0	0	0	0	0	0	- 0
Opponents.....	0	0	0	0	0	0	- 0

SHOTS BY PERIOD	1st	2nd	OT	OT2	OT3	OT4	Total
Florida State.....	3	7	1	3	0	0	- 14
Opponents.....	5	4	2	2	0	0	- 13

SAVES BY PERIOD	1st	2nd	OT	OT2	OT3	OT4	Total
Florida State.....	1	4	2	0	0	0	- 7
Opponents.....	1	2	0	1	0	0	- 4

CORNER KICKS BY PRD	1st	2nd	OT	OT2	OT3	OT4	Total
Florida State.....	2	4	0	2	0	0	- 8
Opponents.....	4	2	1	0	0	0	- 7

FOULS BY PERIOD	1st	2nd	OT	OT2	OT3	OT4	Total
Florida State.....	5	3	1	1	0	0	- 10
Opponents.....	12	3	1	1	0	0	- 17

2008 Florida State Soccer  
 Florida State High/Low Analysis (as of Nov 24, 2008)  
 All games

Florida State - INDIVIDUAL GAME HIGHS

POINTS.....	5	Sanna Talonen vs Miss. Valley State (Nov 14)
	5	Tiffany McCarty vs Duke (Oct 19)
	5	Tiffany McCarty at Penn State (Aug 29)
GOALS.....	2	Sanna Talonen vs Miss. Valley State (Nov 14)
	2	Sarah Wagenfuhr at NC State (Nov 02)
	2	Sanna Talonen at North Carolina (Oct 30)
	2	Tiffany McCarty vs Duke (Oct 19)
	2	Marissa Kazbour vs Wake Forest (Oct 16)
	2	Tiffany McCarty vs South Carolina (Sep 14)
	2	Sanna Talonen at Auburn (Sep 12)
	2	Sanna Talonen vs Connecticut (Aug 31)
	2	Tiffany McCarty at Penn State (Aug 29)
	2	Amanda DaCosta vs UCF (Aug 25)
	2	Casey Short vs UCF (Aug 25)
ASSISTS.....	2	Jessica Price vs Miss. Valley State (Nov 14)
	2	Tiffany McCarty at NC State (Nov 02)
	2	Lauren Switzer at NC State (Nov 02)
	2	Rachel Lim vs Wake Forest (Oct 16)
	2	Sarah Wagenfuhr vs South Carolina (Sep 14)
	2	Lauren Switzer at Auburn (Sep 12)
	2	Lauren Switzer vs UCF (Aug 25)
SHOTS.....	8	Tiffany McCarty vs Virginia Tech (Sep 28)
	6	Tiffany McCarty at Boston College (Oct 05)
	6	Sanna Talonen at Maryland (Oct 02)
	6	Tiffany McCarty vs Fla. International (Sep 05)
	6	Toni Pressley vs Fla. International (Sep 05)
	6	Jessica Price at Penn State (Aug 29)
SHOTS ON GOAL.....	4	Sanna Talonen at North Carolina (Oct 30)
	4	Tiffany McCarty at Boston College (Oct 05)
	4	Toni Pressley vs Virginia Tech (Sep 28)
	4	Tiffany McCarty vs Virginia Tech (Sep 28)
SAVES.....	9	Kate Milstead vs Virginia (Sep 25)
	7	Kate Milstead at Penn State (Aug 29)

2008 Florida State Soccer  
 Florida State High/Low Analysis (as of Nov 24, 2008)  
 All games

Florida State - TEAM GAME HIGHS

POINTS.....	23	vs Miss. Valley State (Nov 14)
	16	vs Wake Forest (Oct 16)
	16	vs Fla. International (Sep 05)
GOALS.....	7	vs Miss. Valley State (Nov 14)
	5	at NC State (Nov 02)
	5	vs Duke (Oct 19)
	5	vs Wake Forest (Oct 16)
	5	vs Fla. International (Sep 05)
	5	vs UCF (Aug 25)
ASSISTS.....	9	vs Miss. Valley State (Nov 14)
	6	vs Wake Forest (Oct 16)
	6	vs Fla. International (Sep 05)
SHOTS.....	32	vs Virginia Tech (Sep 28)
	28	vs Miss. Valley State (Nov 14)
SHOTS ON GOAL....	19	vs Miss. Valley State (Nov 14)
	17	at NC State (Nov 02)
SAVES.....	9	vs Virginia (Sep 25)
	8	at Penn State (Aug 29)
CORNER KICKS.....	15	vs Florida (Sep 07)
	13	vs Miss. Valley State (Nov 14)
FOULS.....	13	vs Wake Forest (Oct 16)
	13	at Miami (Oct 12)

Opponent - GAME HIGHS

POINTS.....	9	vs South Carolina (Sep 14)
	6	vs Duke (Oct 19)
GOALS.....	3	vs South Carolina (Sep 14)
	2	at NC State (Nov 02)
	2	at North Carolina (Oct 30)
	2	vs Duke (Oct 19)
ASSISTS.....	3	vs South Carolina (Sep 14)
	2	vs Duke (Oct 19)
SHOTS.....	23	at Penn State (Aug 29)
	21	vs Virginia (Sep 25)
SHOTS ON GOAL....	10	vs Virginia (Sep 25)
	9	vs South Carolina (Sep 14)
	9	at Penn State (Aug 29)
SAVES.....	12	vs Auburn (Nov 16)
	12	vs Miss. Valley State (Nov 14)
	12	at NC State (Nov 02)
CORNER KICKS.....	11	at North Carolina (Oct 30)
	7	vs Virginia Tech (Nov 05)
	7	vs Clemson (Oct 23)
	7	vs Virginia (Sep 25)
FOULS.....	19	vs Virginia Tech (Sep 28)
	17	vs Virginia Tech (Nov 05)
	17	at Miami (Oct 12)

2008 Florida State Soccer  
 Florida State High/Low Analysis (as of Nov 24, 2008)  
 All games

Florida State - GAME LOWS

POINTS.....	0	vs Florida (Sep 07)
	0	vs Virginia (Sep 25)
	0	vs Virginia Tech (Nov 05)
GOALS.....	0	vs Florida (Sep 07)
	0	vs Virginia (Sep 25)
	0	vs Virginia Tech (Nov 05)
ASSISTS.....	0	vs Florida (Sep 07)
	0	vs Virginia (Sep 25)
	0	vs Virginia Tech (Nov 05)
SHOTS.....	9	vs Virginia (Sep 25)
	12	at Penn State (Aug 29)
	12	at North Carolina (Oct 30)
SHOTS ON GOAL....	1	vs Virginia (Sep 25)
	4	vs Virginia Tech (Nov 05)
SAVES.....	0	vs Miss. Valley State (Nov 14)
	1	vs Fla. International (Sep 05)
	1	vs Florida (Sep 07)
	1	vs Florida Gulf Coast (Sep 21)
	1	vs Wake Forest (Oct 16)
	1	at NC State (Nov 02)
CORNER KICKS.....	0	vs Wake Forest (Oct 16)
	1	vs Virginia (Sep 25)
FOULS.....	2	vs Florida (Sep 07)
	2	vs Miss. Valley State (Nov 14)

2008 Florida State Soccer  
 Florida State High/Low Analysis (as of Nov 24, 2008)  
 All games

Opponent - GAME LOWS

POINTS.....	0	vs UCF (Aug 25)
	0	vs Connecticut (Aug 31)
	0	vs Fla. International (Sep 05)
	0	at Auburn (Sep 12)
	0	vs Florida Gulf Coast (Sep 21)
	0	at Maryland (Oct 02)
	0	at Boston College (Oct 05)
	0	at Miami (Oct 12)
	0	vs Wake Forest (Oct 16)
	0	vs Clemson (Oct 23)
	0	vs Virginia Tech (Nov 05)
	0	vs Miss. Valley State (Nov 14)
	0	vs Auburn (Nov 16)
	0	vs Boston College (Nov 22)
GOALS.....	0	vs UCF (Aug 25)
	0	vs Connecticut (Aug 31)
	0	vs Fla. International (Sep 05)
	0	at Auburn (Sep 12)
	0	vs Florida Gulf Coast (Sep 21)
	0	at Maryland (Oct 02)
	0	at Boston College (Oct 05)
	0	at Miami (Oct 12)
	0	vs Wake Forest (Oct 16)
	0	vs Clemson (Oct 23)
	0	vs Virginia Tech (Nov 05)
	0	vs Miss. Valley State (Nov 14)
	0	vs Auburn (Nov 16)
	0	vs Boston College (Nov 22)
ASSISTS.....	0	vs UCF (Aug 25)
	0	vs Connecticut (Aug 31)
	0	vs Fla. International (Sep 05)
	0	at Auburn (Sep 12)
	0	vs Florida Gulf Coast (Sep 21)
	0	vs Virginia Tech (Sep 28)
	0	at Maryland (Oct 02)
	0	at Boston College (Oct 05)
	0	at Miami (Oct 12)
	0	vs Wake Forest (Oct 16)
	0	vs Clemson (Oct 23)
	0	vs Virginia Tech (Nov 05)
	0	vs Miss. Valley State (Nov 14)
	0	vs Auburn (Nov 16)
	0	vs Boston College (Nov 22)
SHOTS.....	0	vs Miss. Valley State (Nov 14)
	3	vs Fla. International (Sep 05)
SHOTS ON GOAL....	0	vs Miss. Valley State (Nov 14)
	1	vs Fla. International (Sep 05)
	1	vs Florida Gulf Coast (Sep 21)
	1	vs Wake Forest (Oct 16)
SAVES.....	1	vs Virginia (Sep 25)
	2	at Penn State (Aug 29)
CORNER KICKS.....	0	vs Fla. International (Sep 05)
	0	vs Florida (Sep 07)
	0	vs Florida Gulf Coast (Sep 21)
FOULS.....	3	at Auburn (Sep 12)



**Mark Krikorian**  
**Head Coach**  
**Fourth Season at Florida State**  
**73-16-11 (.785)**  
**15th Collegiate Season**  
**241-65-17 (.772)**  
**St. Anselm College '83**

Florida State head coach Mark Krikorian took over the Seminole women's soccer program in 2005 and has proven to the nation that FSU soccer will be one to be reckoned with on an annual basis. In his first three years in Tallahassee, Krikorian guided the Seminoles to three straight College Cup appearances and the school's first appearance in the national championship game in 2007. He has registered at least 18 wins in each of his three seasons while finishing no lower than second place in the Atlantic Coast Conference, the nation's premier soccer conference.

Not only has Krikorian accomplished things that had never been done at Florida State, but he has also achieved what has yet to be accomplished by head coaches on the national level. Since the NCAA expanded to 64 teams in 2001, Krikorian is the first coach to take over a program and lead that team to three consecutive College Cups. He is also the first coach to advance through 13 rounds of the NCAA Tournament in his first three seasons at a school and is the first FSU coach to ever lead the program to a spot in the national finals. In three years, Krikorian has led the Seminoles to a 12-3-1 mark in NCAA Tournament play while claiming an overall winning percentage of .769.

The 2007 season marked the seventh straight year Krikorian led a team to the NCAA Women's Soccer Tournament and the fourth time he guided a Division I squad to the quarterfinals. He took Hartford to the NCAA Tournament from 1997-2000 including trips to the quarterfinals and two appearances in the round of 16. Krikorian has a lifetime winning percentage of .700 in the Division I Women's Soccer Tournament and also captured two Division II National Championships with Franklin Pierce. FSU's run to the 2007 national title game against Southern California represented Krikorian's third all-time appearance in an NCAA soccer championship game.

In just three seasons as FSU's field general, Krikorian's players have won more than 70 conference, regional and national honors including 10 All-ACC first team selections, which ranks second in the ACC. Last year, Florida State once again made school history as three athletes were honored at the national level for their outstanding season. Mami Yamaguchi became the most decorated soccer player to come out of Tallahassee claiming the MAC Hermann Trophy, presented to the top female player in NCAA Division I soccer. Freshmen Amanda DaCosta and Sanna Talonen were named National Freshman of the Year by Soccer Buzz and Soccer America, respectively, the first recipients of such an award in the 13-year history of the program.

Krikorian hasn't just produced wins; he has secured big wins as well. In the first 10 years and 206 games of FSU soccer history, the Seminoles recorded eight wins over top 10 teams. In 99 games under Krikorian, Florida State has recorded 10 top 10 victories.

The FSU coach has been at the helm of a college team for a total of 15 seasons now and he has recorded 18+ wins eight times in that span. The 2005 season bettered his first year coaching at Franklin Pierce and Hartford for wins, fewest losses and highest winning percentage.

The 2008 season began with another first for the Florida State women's soccer program, as this year's recruiting class achieved its highest ranking in school history. The Seminoles were recognized by Soccer Buzz with the nation's best recruiting class in 2008, while grabbing the top spot in the Southeast Region for the second year in a row. Both rankings are the highest garnered in the program's 14-year history.

**All-Time Winningest Active Coaches Division I**

1. Anson Dorrance.....	North Carolina	669-33-21	.939
2. Bill Irwin.....	Portland	116-16-7	.859
3. Jillian Ellis.....	UCLA	212-51-11	.793
4. Randy Waldrum.....	Notre Dame	316-79-20	.785
5. Becky Burleigh.....	Florida	328-87-27	.772
Mark Krikorian.....	Florida State	241-65-17	.772
7. Chris Petrucelli.....	Texas	310-86-27	.764
8. Paula Wilkins.....	Wisconsin	134-39-13	.755
9. Len Tsantiris.....	Connecticut	462-138-40	.753
G. Guerrieri.....	Texas A&M	289-89-16	.753

updated through games 11/24/08

**KRIKORIAN YEAR-BY-YEAR**

1990	Franklin Pierce .....	10-6-2
1991	Franklin Pierce .....	8-9-1
1992	Franklin Pierce .....	20-1-0
1993	Franklin Pierce .....	16-3-0
1994	Franklin Pierce .....	19-0-0*
1995	Franklin Pierce .....	20-0-0*
	<b>Career at Franklin Pierce .....</b>	<b>93-19-3 (.809)</b>
1996	Hartford .....	4-14-0
1997	Hartford .....	19-2-1
1998	Hartford .....	17-5-0
1999	Hartford .....	18-5-2
2000	Hartford .....	17-4-0
	<b>Career at Hartford.....</b>	<b>75-30-3 (.708)</b>
2001	Philadelphia Charge.....	11-5-6
2002	Philadelphia Charge.....	11-3-8
2003	Philadelphia Charge.....	5-11-5
	<b>Career with the Charge .....</b>	<b>27-19-19 (.546)</b>
2005	Florida State.....	20-4-1
2006	Florida State.....	18-4-4
2007	Florida State.....	18-6-3
2008	Florida State.....	17-2-3
	<b>Career at Florida State .....</b>	<b>73-16-11 (.785)</b>

\* denotes National Championship

Career Record .....	261-84-36 (.732)
Career Collegiate Record.....	241-65-17 (.772)

**KRIKORIAN ALL-TIME VERSUS 2008 OPPONENTS**

<b>Team</b>	<b>Overall</b>	<b>NCAA</b>
Auburn.....	3-0-0	1-0-0
Boston College .....	4-0-1	1-0-0
UCF.....	3-0-1	
Clemson.....	5-0-1	1-0-0
Connecticut.....	3-3-0	1-2-0
Duke.....	3-2-1	
Florida.....	4-4-0	1-0-0
Florida Gulf Coast.....	1-0-0	
Florida International.....	1-0-0	
Maryland.....	4-1-0	
Miami .....	4-0-0	
Mississippi Valley State.....	1-0-0	1-0-0
North Carolina .....	0-7-2	0-0-1
<b>Notre Dame .....</b>	<b>0-0-0</b>	<b>1-1-0</b>
NC State .....	4-0-0	
Penn State.....	1-1-0	0-1-0
South Carolina .....	0-0-1	
Virginia.....	2-4-2	1-0-0
Virginia Tech.....	4-0-1	
Wake Forest.....	4-1-1	

**Bold denotes have yet to face opponent in 2008**



#13

**AMANDA  
DaCOSTA**Midfielder \* 5-4 \* SO  
Katonah, NY**DaCOSTA'S CAREER-HIGHS**Points ..... 4 (Twice)  
Goals ..... 2 (UCF, 8/25/08)  
Assists ..... 2 (Francis Marion, 9/7/07)  
Shots ..... 4 (Four times)**GAME-BY-GAME RESULTS**

Opponent	GS	PTS	GLS	ASST	SHT	SOG	GWG
UCF	*	4	2	0	3	2	1
PSU	*	1	0	1	1	1	0
UCONN	*	0	0	0	0	0	0
FIU	*	0	0	0	1	0	0
Florida	*	0	0	0	2	2	0
Auburn	*	3	1	1	4	3	0
South Carolina	*	0	0	0	3	2	0
FGCU	*	1	0	1	2	0	0
Virginia	*	0	0	0	4	1	0
Virginia Tech	*	0	0	0	1	0	0
Maryland	*	0	0	0	1	0	0
Boston College	*	0	0	0	1	0	0
Miami	*	0	0	0	2	1	0
Wake Forest	*	0	0	0	3	0	0
Duke	*	2	1	0	1	1	1
Clemson	*	1	0	1	4	2	0
North Carolina	*	0	0	0	1	0	0
NC State	*	0	0	0	1	1	0
Virginia Tech~	*	0	0	0	1	0	0
Miss. Valley State#	*	1	0	1	2	1	0
Auburn#	*	1	0	1	4	2	0
Boston College#	*	0	0	0	0	0	0
'08 Totals	22/22	14	4	6	42	19	2
<b>Career Totals</b>	49/49	36	10	15	67	36	5
'08 ACC Totals	10/10	3	1	1	19	6	1
<b>Career ACC</b>	20/20	12	4	4	33	14	1

**SEASON HIGHLIGHTS**

- \* Named to the preseason M.A.C. Hermann Trophy Watch List - one of two Seminoles in the running for National Player of the Year accolades.
- \* Earned first team All-ACC honors in 2008 as she was the only Seminole to repeat as an all-conference honoree from last year.
- \* Registered at least one shot in 18 straight games including a career-high four shots four times (Auburn, Virginia, Clemson and Auburn)
- \* Has started every match for Florida State since arriving in Tallahassee in 2007, a span of 48 straight games.
- \* Notched her first multi-goal game of her career scoring two first half goals in the season opener against UCF; tied a career-high with four points set initially against Francis Marion back on Sept. 7, 2007.
- \* Scored the game-winning goal in two games this season (UCF/Duke), now has five for her career; has two game-winning assists on the year (Auburn/Florida Gulf Coast) and four for her career.
- \* Registered her third multi-point performance of the season with a goal against Duke; tallied a career-high four shots and three shots on goal in the win over Auburn; tied her career-high with four shots against UVa.
- \* Tallied first goal in ACC play in FSU's 5-2 victory over Duke; the goal was the third of the game and the eventual game-winner, good for her first career ACC GWG.
- \* Recorded a team-high four game-winning assists this season, currently in a four-way tie for 2nd most all-time by a Seminole in a single season.
- \* Her six career game-winning assists place her tied for 6th most all time by a Seminole.



#19

**BECKY  
EDWARDS**Defender \* 5-8 \* JR  
Downingtown, PA**EDWARDS' CAREER-HIGHS**Points ..... 4 (Troy, 9/12/07)  
Goals ..... 2 (Troy, 9/12/07)  
Assists ..... 1 (12 times)  
Shots ..... 3 (Troy, 9/12/07)**GAME-BY-GAME RESULTS**

Opponent	GS	PTS	GLS	ASST	SHT	SOG	GWG
UCF	*	0	0	0	0	0	0
PSU	*	0	0	0	0	0	0
UCONN	*	0	0	0	2	2	0
FIU	*	0	0	0	2	1	0
Florida	*	0	0	0	1	0	0
Auburn	*	0	0	0	1	1	0
South Carolina		0	0	0	0	0	0
FGCU		0	0	0	1	1	0
Virginia Tech		0	0	0	1	0	0
Maryland	*	0	0	0	0	0	0
Boston College	*	0	0	0	0	0	0
Miami	*	0	0	0	1	1	0
Wake Forest	*	3	1	1	1	1	0
Duke	*	0	0	0	2	0	0
North Carolina		0	0	0	0	0	0
NC State	*	0	0	0	2	2	0
Virginia Tech~		0	0	0	0	0	0
'08 Totals	17/12	3	1	1	14	9	0
<b>Career Totals</b>	70/64	22	5	12	42	23	1
'08 ACC Totals	8/6	3	1	1	7	4	0
<b>Career ACC</b>	28/26	10	2	5	12	4	0

**SEASON HIGHLIGHTS**

- \* Named to the preseason M.A.C. Hermann Trophy Watch List - one of two Seminoles in the running for National Player of the Year accolades.
- \* Grabbed a spot on the All-ACC second team in 2008, her second career all-conference accolade as she was named to the All-Freshman team in 2006; earned second team CoSIDA Academic All-District III accolades.
- \* Will miss the remainder of the season as she competes with the U.S. U-20 National Team at the FIFA Youth World Cup in Chile beginning November 16.
- \* Streak of consecutive games started came to an end at 39 straight after coming off the bench and playing 83 minutes in a 3-3 tie against South Carolina; has started 64 career games at Florida State.
- \* Consecutive minutes played streak of 2,178:41 came to a close after existing the UCF game in the 75th minute.
- \* Tallied a season-high two shots twice in back-to-back games against Connecticut and Florida International.
- \* Currently sits sixth all-time at Florida State with 7 game-winning assists.
- \* Part of a defensive unit that put together four consecutive shutout victories in league play for the first time in school history following the 5-0 win against Wake Forest; as of November 16th, defense ranks eighth nationally in shutout percentage (.636).
- \* Helped Florida State lead the league in fewest goals allowed (13), while ranking second in goals against average (0.57) and shutouts (14); has limited the opposition to a goal or less in 18 of 22 games in 2008.
- \* Notched a goal and an assist for her first points of the season in a shutout victory over Wake Forest; game marked her first multi-point game of the season; part of the double assist combination in the first goal of the game vs. the Deacs - good for her first game-winning assist of the season.



#9

# TORI HUSTER

Midfielder \* 5-5 \* FR  
Cincinnati, OH

## HUSTER'S CAREER-HIGHS

Points ..... 3 (Twice)  
Goals ..... 1 (Three times)  
Assists ..... 1 (Four times)  
Shots ..... 5 (FGCU, 9/21/08)

### GAME-BY-GAME RESULTS

Opponent	GS	PTS	GLS	ASST	SHT	SOG	GWG
UCF	*	0	0	0	0	0	0
PSU	*	1	0	1	0	0	0
UCONN	*	1	0	1	4	2	0
FIU	*	3	1	1	3	1	0
Florida	*	0	0	0	1	0	0
Auburn	*	0	0	0	2	0	0
FGCU	*	3	1	1	5	2	0
Virginia	*	0	0	0	0	0	0
Virginia Tech	*	0	0	0	0	0	0
Maryland	*	0	0	0	1	0	0
Boston College	*	2	1	0	3	2	1
Miami	*	0	0	0	0	0	0
Wake Forest	*	0	0	0	3	1	0
Duke	*	1	0	1	3	2	0
Clemson	*	0	0	0	0	0	0
North Carolina	*	0	0	0	1	0	0
NC State	*	0	0	0	2	1	0
Virginia Tech~	*	0	0	0	1	0	0
Miss. Valley State#	*	0	0	0	0	0	0
Auburn#	*	0	0	0	2	1	0
Boston College#	*	2	1	0	3	2	1
'08 Totals	21/21	13	4	5	34	14	2
'08 ACC Totals	10/10	3	1	1	13	6	1

### SEASON HIGHLIGHTS

- \* One of three Seminole freshmen named to the All-ACC Freshman Team in 2008 tying a school record set twice before in 2001 and 2005.
- \* Tallied assists in three straight games in wins over Penn State, Connecticut; and FIU; first collegiate point came against the Nittany Lions, while her first career game-winning assist came against the Huskies.
- \* Collected first collegiate goal in FSU's 5-0 win over the Golden Panthers.
- \* Three multi-point performances in 2008 (FIU, FGCU, BC), one of six Seminoles to record more than one multi-point game.
- \* Two game-winning assists this season - the first came on the road against UConn, while the second was registered against FGCU.
- \* Recorded a career-high five shots in the win over Florida Gulf Coast.
- \* Notched her third goal of the season and first career game-winner scoring in the 39th minute off a corner kick against Boston College; tied with Tiffany McCarty for the most game-winning goals by a freshman this season.
- \* Assisted on Tiffany McCarty's first of two goals in a 5-2 win over Duke - first career assist in league play.
- \* One of only two freshmen (Ella Stephan) to start every career game she has played; leads all Seminole freshmen in games started (20).
- \* Led all Seminole freshmen in minutes played in ACC games with 1276.
- \* Scored both goals in a pair of 1-0 victories over Boston College in 2008; tallied the lone goal in the 65th minute for her first goal of the postseason in leading FSU to a third round victory.



#10

# MARISSA KAZBOUR

Midfielder \* 5-5 \* SO  
Valrico, FL

## KAZBOUR'S CAREER-HIGHS

Points ..... 4 (Wake Forest, 10/16/08)  
Goals ..... 2 (Wake Forest, 10/16/08)  
Assists ..... 1 (Eight times)  
Shots ..... 2 (Eleven times)

### GAME-BY-GAME RESULTS

Opponent	GS	PTS	GLS	ASST	SHT	SOG	GWG
UCF	*	0	0	0	1	1	0
PSU	*	2	1	0	1	1	1
UCONN	*	0	0	0	1	1	0
FIU	*	1	0	1	1	1	0
Florida	*	0	0	0	0	0	0
Auburn		0	0	0	0	0	0
South Carolina		1	0	1	2	1	0
FGCU	*	0	0	0	1	1	0
Virginia		0	0	0	0	0	0
Virginia Tech		0	0	0	1	0	0
Maryland		0	0	0	0	0	0
Miami		0	0	0	2	0	0
Wake Forest		4	2	0	2	2	0
Duke		0	0	0	0	0	0
Clemson		0	0	0	0	0	0
North Carolina		1	0	1	0	0	0
NC State		0	0	0	1	1	0
Virginia Tech~		0	0	0	2	2	0
Miss. Valley State#		2	1	0	2	1	0
Auburn#		0	0	0	0	0	0
Boston College#		0	0	0	0	0	0
'08 Totals	21/6	11	4	3	17	12	1
Career Totals	48/25	22	7	8	36	21	1
'08 ACC Totals	9/0	5	2	1	6	3	0
Career ACC	19/10	6	2	2	13	3	0

### SEASON HIGHLIGHTS

- \* Earned third team CoSIDA Academic All-District III accolades.
- \* Started the first five games of 2008 and six overall, played a season high 58 minutes against FIU.
- \* First goal of the season came on the road in FSU's 4-1 win over Penn State; credited with the game-winner against the Nittany Lions, the first of her career.
- \* Helped erase a two-goal deficit against South Carolina assisting on the first Seminole goal of the game last in the first half; sent a low cross into where Rachel Lim one-timed a shot from 8 yards out for the score.
- \* Recorded career-highs for points (4) and goals (2) against Wake Forest; recorded her first career multi-goal game in FSU's 5-0 victory over the Deacs; the two goals against Wake were the first of her career in ACC play.
- \* Tallied her first assist in league play this year finding Sanna Talonen for the first of two goals as FSU erased a two-goal deficit against North Carolina to register a 2-2 tie.
- \* Notched her first goal of the postseason and second of her career in a first round victory over Mississippi Valley State; scored off a header on near side throw-in by the Seminoles.
- \* Sits third among active Seminoles for career points (6) and goals (2) in NCAA Tournament play.
- \* With a goal against the Devilettes in the first round of the NCAA Tournament - ties point total from her freshman season (11 pts - 3G, 5A).



#28

RACHEL LIM

Midfielder \* 5-3 \* SO  
Boca Raton, FL

LIM'S CAREER-HIGHS

Points ..... 3 (North Florida, 9/18/07)  
Goals ..... 1 (Seven times)  
Assists ..... 2 (Wake Forest, 10/16/08)  
Shots ..... 4 (Virginia Tech, 9/28/08)

GAME-BY-GAME RESULTS

Table with columns: Opponent, GS, PTS, GLS, ASST, SHT, SOG, GWG. Rows include UCF, PSU, UCONN, FIU, Florida, Auburn, South Carolina, FGCU, Virginia, Virginia Tech, Maryland, Boston College, Miami, Wake Forest, Duke, Clemson, North Carolina, NC State, Virginia Tech~, Miss. Valley State#, Auburn#, Boston College#, '08 Totals, Career Totals, '08 ACC Totals, Career ACC.

SEASON HIGHLIGHTS

- \* Entered ACC play against Virginia with a two-point scoring streak (goal vs. South Carolina, assist vs. FGCU) tying a career-high set last year during the NCAA Tournament with an assist against LSU and a goal against Texas; matched that with back-to-back points against Wake Forest and Duke.
\* 12 points on three goals and six assists in 22 games this season - surpassing her career point total from her freshman season; set a career-high for season assists with six.
\* Has started the last four games for the Seminoles, all coming in postseason play (ACC and NCAA Tournament).
\* Tallied her first point of the season on opening day notching an assist in 30 minutes of action against UCF.
\* Three goals on the year - first against FIU, second coming against South Carolina and third against Virginia Tech; helped the Seminoles erase a two-goal deficit vs. the Gamecocks scoring the first FSU goal of the game.
\* Broke a scoreless tie by netting the first goal of the game against Virginia Tech; put away a cross from freshman Casey Short to give the Seminoles a 1-0 lead in the 16th minute; took a career-high four shots against the Hokies.
\* Made her first career start against Virginia; eight starts in 2008.
\* Recorded a career-high two assists in the win against Wake Forest; tied for second on the team in assists in ACC play with three.
\* Added her second career postseason assist in a first round victory over Mississippi Valley State.



#14

TIFFANY McCARTY

Forward \* 5-4 \* FR  
Laurel, MD

McCARTY'S CAREER-HIGHS

Points ..... 5 (Twice)  
Goals ..... 2 (Three times)  
Assists ..... 2 (NC State, 11/02/08)  
Shots ..... 8 (Virginia Tech, 09/29/08)

GAME-BY-GAME RESULTS

Table with columns: Opponent, GS, PTS, GLS, ASST, SHT, SOG, GWG. Rows include UCF, PSU, UCONN, FIU, Florida, Auburn, South Carolina, FGCU, Virginia, Virginia Tech, Maryland, Boston College, Miami, Wake Forest, Duke, Clemson, North Carolina, NC State, Virginia Tech~, Miss. Valley State#, Auburn#, Boston College#, '08 Totals, '08 ACC Totals.

SEASON HIGHLIGHTS

- \* Named ACC Freshman of the Year - the first Seminole to receive top freshman accolades in school history; also one of three Seminole freshmen named to the All-ACC Freshman Team in 2008 tying a school record set twice before in 2001 and 2005.
\* Received National Team of the Week honors from TopDrawerSoccer.com and Soccer America (8/25 - 8/31); named SoccerFla.com National Player of the Week (8/31); earned National Team of the Week honors from Soccer Buzz twice this season (8/25 - 8/31 and 10/13 - 10/19).
\* Leads the team in shots (71) and SOG (38) and 2nd in points (28) and goals (11).
\* Ranks in the top 10 in the ACC in shots per game (3rd), points per game (T6th) and goals per game (7th).
\* In league play, 2nd highest shot per game average (3.50); tied for 8th along with teammate Sarah Wagenfuhr in goals per game (0.40); tied 9th in points per game (1.10) and tied 7th in assists per game (1.10).
\* Leads all freshmen in the ACC in goals, goals per game, shots, shot per game, points and points per game.
\* Tallied a career-high five points on two goals and an assist in her first collegiate road game in FSU's 4-1 victory over Penn State; second five point game of her career came on two goals and an assist against Duke.
\* Sits second on the team lead with three multi-goal performances scoring twice against Penn State, South Carolina and Duke.
\* Took a season-high eight shots against Virginia Tech, while registering a season-high 88 minutes on the road against North Carolina.
\* Leads all freshmen in points (28), multi-point performances (8) and goals scored (11); tied for most game-winning goals (2) and assists (6).
\* First game-winning assist came in the final game of the regular season, against NC State.
\* Scored the first goal of the postseason, the eventual game-winner, in FSU's first round victory over Mississippi Valley State.



#20

**KATE MILSTEAD**Goalkeeper \* 5-7 \* JR  
Clarksburg, NJ**MILSTEAD'S CAREER-HIGHS**

Minutes Played.....110:00 (Three times)  
 Saves.....9 (Virginia, 9/25/08)  
 Goals Against.....3 (South Carolina, 9/14/08)  
 Consecutive Shutout Minutes...430:08 (VT, 9/28/08 - Duke 10/19/08)

**GAME-BY-GAME RESULTS**

Opponent	GS	MIN	GA	SVS	SO	REC
UCF	*	73:38	0	2	0	1-0-0
PSU	*	90:00	1	7	0	2-0-0
UCONN	*	90:00	0	3	1	3-0-0
FIU	*	51:57	0	0	0	4-0-0
Florida	*	90:00	1	1	0	4-1-0
Auburn	*	90:00	0	4	1	5-1-0
South Carolina	*	110:00	3	6	0	5-1-1
FGCU	*	45:00	0	0	0	6-1-1
Virginia	*	90:00	1	9	0	6-2-1
Virginia Tech	*	90:00	1	2	0	7-2-1
Maryland	*	97:00	0	2	1	8-2-1
Boston College	*	90:00	0	5	1	9-2-1
Miami	*	90:00	0	2	1	10-2-1
Wake Forest	*	90:00	0	1	1	11-2-1
Duke	*	90:00	2	4	0	12-2-1
Clemson	*	90:00	0	3	1	13-2-1
North Carolina	*	110:00	2	6	0	13-2-2
NC State	*	90:00	2	1	0	14-2-1
Virginia Tech~	*	110:00	0	4	1	14-2-3
Miss. Valley State#	*	45:00	0	0	0	15-2-3
Auburn#	*	90:00	0	6	1	16-2-3
Boston College#	*	90:00	0	3	1	17-2-3
'08 Totals	22/22	1672:35	13	71	10	17-2-3
<b>Career Totals</b>	29/22	2109:14	15	77	10	17-2-3
'08 ACC Totals	10/10	927:00	8	35	5	8-1-1
<b>Career ACC</b>	11/10	930:07	8	35	5	8-1-1

**SEASON HIGHLIGHTS**

- \* Has started all 22 games between the posts in 2008 while appearing in 29 career games as a member of the Garnet and Gold.
- \* Posted a career-high seven saves against her former school, the Penn State Nittany Lions, in the Seminoles first road game of the season; eclipsed her previous career-high with nine saves against Virginia.
- \* Ten shutouts on the year; first career shutout came in FSU's 3-0 win over Connecticut.
- \* Sits in the top 10 in the ACC in GAA (1st), save percentage (3rd), saves per game (7th) and shutouts per game (12nd); in league play, second in shutouts (10) and seventh in saves per game (3.23).
- \* As of November 23rd, ranks 16th in the nation in goals-against average.
- \* Played a career-high 110 minutes three times, against South Carolina, North Carolina and Virginia Tech in the quarterfinals of the ACC Tournament.
- \* Has allowed a goal or less in 18 of 22 starts while keeping the opponents off the scoreboard in 14 games.
- \* Recorded a consecutive shutout minutes streak of 430:08 - the longest of her career and second longest all-time by a Seminole; recorded four consecutive shutouts in ACC play - a school record.
- \* Currently has the lowest goals against average of any goalkeeper in Seminole history (0.61) with at least two years of experience.
- \* Is 3-0-0 in the NCAA Tournament with two shutouts as a Seminole tying the school record for career postseason shutouts; career 5-1-0 record in the postseason with 26 saves (includes '06 season at Penn State)



#23

**TONI PRESSLEY**Forward \* 5-10 \* FR  
Melbourne, FL**PRESSLEY'S CAREER-HIGHS**

Points.....3 (Miss. Valley State, 11/14/08)  
 Goals.....1 (Four times)  
 Assists.....1 (Miss. Valley State, 11/14/08)  
 Shots.....6 (FIU, 9/5/08)

**GAME-BY-GAME RESULTS**

Opponent	GS	PTS	GLS	ASST	SHT	SOG	GWG
UCF		0	0	0	0	0	0
PSU		0	0	0	1	0	0
UCONN		0	0	0	2	1	0
FIU	*	2	1	0	6	3	0
Florida		0	0	0	3	1	0
Auburn	*	0	0	0	0	0	0
South Carolina	*	0	0	0	3	2	0
FGCU		0	0	0	3	0	0
Virginia		0	0	0	0	0	0
Virginia Tech		0	0	0	5	4	0
Maryland		0	0	0	1	0	0
Boston College		0	0	0	0	0	0
Miami		0	0	0	0	0	0
Wake Forest		2	1	0	1	1	1
Duke		2	1	0	2	1	0
Clemson		0	0	0	1	1	0
North Carolina		0	0	0	1	0	0
NC State	*	0	0	0	2	1	0
Virginia Tech~		0	0	0	2	1	0
Miss. Valley State#		3	1	1	5	1	0
Auburn#		0	0	0	1	0	0
Boston College#		0	0	0	4	1	0
'08 Totals	22/4	9	4	1	43	18	1
'08 ACC Totals	10/1	4	2	0	13	8	1

**SEASON HIGHLIGHTS**

- \* Four starts on the year including her first collegiate start at home against Florida International where she played a season-high 57 minutes
- \* First collegiate goal came against the Golden Panthers scoring on a header in the 66th minute off a pass from fellow freshman Tori Huster.
- \* Tallied a season-high six shots including three shots on goal in FSU's victory over FIU.
- \* Fired off five shots including a career-high four shots on goal against the Hokies.
- \* Notched her second goal of the season and first career goal in ACC play scoring the game-winner in a 5-0 victory over Wake Forest.
- \* Scored in consecutive games for the first time in her career registering the first goal of the game against Wake Forest and then a second half goal against Duke.
- \* One of three freshman to play in every game this season.
- \* Recorded a goal and an assist in her first postseason game against MVSU, good for her first multi-point performance of the season
- \* Set the offensive tempo for Florida State in the second half against Boston College taking three of the four shots before Huster's goal in the 65th minute gave the Seminoles the victory.



#2

# JESSICA PRICE

Forward \* 5-5 \* R-FR  
Libertyville, IL

## PRICE'S CAREER-HIGHS

Points ..... 3 (Penn State, 8/29/08)  
Goals ..... 1 (Three times)  
Assists ..... 2 (Miss. Valley State, 11/14/08)  
Shots ..... 6 (Penn State, 8/29/08)

## GAME-BY-GAME RESULTS

Opponent	GS	PTS	GLS	ASST	SHT	SOG	GWG
UCF	*	0	0	0	0	0	0
PSU	*	3	1	1	6	1	0
UCONN	*	1	0	1	1	0	0
Florida	*	0	0	0	1	0	0
Auburn		0	0	0	0	0	0
South Carolina		0	0	0	0	0	0
FGCU		2	1	0	3	2	0
Virginia		0	0	0	0	0	0
Virginia Tech		0	0	0	1	0	0
Maryland	*	0	0	0	1	1	0
Boston College		0	0	0	2	1	0
Miami		0	0	0	1	1	0
Wake Forest		0	0	0	1	0	0
Duke		1	0	1	3	2	0
Clemson		1	0	1	1	1	0
North Carolina		0	0	0	0	0	0
NC State	*	0	0	0	1	1	0
Virginia Tech~		0	0	0	1	1	0
Miss. Valley State#		2	0	2	5	3	0
Auburn#		2	1	0	3	2	1
Boston College#		0	0	0	1	0	0
'08 Totals	21/6	12	3	6	32	16	1
'08 ACC Totals	10/2	2	0	2	11	7	0

## SEASON HIGHLIGHTS

- \* Started the first four games of the season earning her first collegiate start against UCF playing 53 minutes in the season opener; got her first career ACC start at Maryland, made her second career league start in the season finale against NC State, six starts in 18 appearances in 2008.
- \* Had a career-day in Florida State's first road game of the season tallying career-highs in shots (6) and points (3) against Penn State.
- \* Registered her first career goal and first career assist against the Nittany Lions; scored the first goal just over two minutes into the start of the game while assisting on Tiffany McCarty's goal to give FSU a 3-0 first half lead.
- \* Tallied a season-high 80 minutes against Penn State and has played 50 + minutes in five of 20 games in 2008.
- \* Recorded her first point in ACC play with an assist against Duke; has recorded an assist in back-to-back games for the second time in 2008 (Penn State/Connecticut & Duke/Clemson).
- \* In the first two games of the NCAA Tournament, recorded two assists against Mississippi Valley State and the game-winning goal against Auburn.
- \* Goal against Auburn in the second round was her third of the season and first in almost two months (Sept. 21 vs. FGCU); it marked her first career game-winner



#7

# KATRIN SCHMIDT

Defender \* 5-5 \* SR  
Schleiden, Germany

## SCHMIDT'S CAREER-HIGHS

Points ..... 6 (Jacksonville, 11/10/06)  
Goals ..... 3 (Jacksonville, 11/10/06)  
Assists ..... 2 (Twice)  
Shots ..... 6 (Twice)

## GAME-BY-GAME RESULTS

Opponent	GS	PTS	GLS	ASST	SHT	SOG	GWG
UCF	*	0	0	0	1	0	0
PSU	*	0	0	0	0	0	0
UCONN	*	0	0	0	0	0	0
FIU	*	1	0	1	0	0	0
Florida	*	0	0	0	3	2	0
Auburn	*	0	0	0	1	1	0
South Carolina	*	0	0	0	0	0	0
FGCU	*	0	0	0	1	1	0
Virginia	*	0	0	0	0	0	0
Virginia Tech	*	0	0	0	2	0	0
Maryland	*	0	0	0	1	1	0
Boston College	*	0	0	0	0	0	0
Miami	*	0	0	0	0	0	0
Wake Forest	*	0	0	0	3	2	0
Duke	*	0	0	0	0	0	0
Clemson	*	2	1	0	4	1	0
North Carolina	*	0	0	0	0	0	0
NC State	*	2	1	0	1	1	0
Virginia Tech~	*	0	0	0	0	0	0
Miss. Valley State#	*	1	0	1	2	2	0
Auburn#	*	0	0	0	0	0	0
Boston College#	*	0	0	0	0	0	0
'08 Totals	22/22	6	2	2	19	11	0
Career Totals	99/99	36	9	18	100	39	2
'08 ACC Totals	10/10	4	2	0	10	5	0
Career ACC	40/40	11	3	5	35	12	0

## SEASON HIGHLIGHTS

- \* Earned third team CoSIDA Academic All-District III accolades.
- \* Has started all 21 games in 2008 and 98 in her Seminole career which places her 1st all-time in career starts and all-time in career appearances at Florida State; currently riding a streak of 82 consecutive starts.
- \* Recorded her second assist of the season against Miss. Valley State; the assist was the 18th of her career moving her into a tie for eighth place all-time in the Seminole record books.
- \* Moved into a tie for ninth all-time at FSU with her sixth career game-winning assist against the Golden Panthers.
- \* Fired a season-high four shots against Clemson; has tallied 10 shots in league play including four shots on goal; recorded a season-high two shots on goal twice in games against Florida and Wake Forest - started every game in league play in her four seasons at Florida State.
- \* Averaging 87 minutes on the pitch while playing a season-high 90 + minutes 16 times in 2008.
- \* Leads the team in minutes played this season with 1,827 on the pitch.
- \* Part of a defensive unit that put together four consecutive shutout victories in league play for the first time in school history following the 5-0 win against Wake Forest; as of November 16th, defense ranks eighth nationally in shutout percentage (.636).
- \* Helped Florida State lead the league in fewest goals allowed (13), while ranking second in goals against average (0.57) and shutouts (14); has limited the opposition to a goal or less in 18 of 22 games in 2008.
- \* Recorded her first goal of the season on Senior Day against Clemson en route to firing a season-high four shots; scored her second goal of the season in the regular season finale against NC State.



#11

# CASEY SHORT

Midfielder \* 5-6 \* FR  
Naperville, IL

## SHORT'S CAREER-HIGHS

Points ..... 4 (UCF, 8/25/08)  
Goals ..... 2 (UCF, 8/25/08)  
Assists ..... 1 (Five times)  
Shots ..... 5 (Twice)

## GAME-BY-GAME RESULTS

Opponent	GS	PTS	GLS	ASST	SHT	SOG	GWG
UCF		4	2	0	4	3	0
PSU		0	0	0	0	0	0
UCONN		1	0	1	5	2	0
FIU		0	0	0	1	1	0
Florida		0	0	0	2	1	0
Auburn	*	0	0	0	1	1	0
South Carolina	*	0	0	0	1	0	0
FGCU	*	0	0	0	1	0	0
Virginia	*	0	0	0	2	0	0
Virginia Tech	*	1	0	1	2	0	0
Maryland	*	0	0	0	5	1	0
Boston College	*	0	0	0	0	0	0
Miami	*	1	0	1	0	0	0
Wake Forest	*	0	0	0	1	0	0
Duke	*	1	0	1	1	0	0
Clemson	*	1	0	1	0	0	0
North Carolina	*	1	0	1	0	0	0
NC State	*	0	0	0	3	1	0
Virginia Tech~	*	0	0	0	0	0	0
Miss. Valley State#	*	0	0	0	0	0	0
Auburn#	*	0	0	0	4	3	0
Boston College#	*	0	0	0	3	1	0
'08 Totals	22/17	9	2	6	36	14	0
'08 ACC Totals	10/10	4	0	5	14	2	0

## SEASON HIGHLIGHTS

- \* One of three Seminole freshmen named to the All-ACC Freshman Team in 2008 tying a school record set twice before in 2001 and 2005.
- \* Got her collegiate career off to a fine start scoring two goals in 45 minutes of action against UCF; became just the third Seminole freshman to score a goal on opening day while her point total was the second most all-time among Seminole freshmen.
- \* Recorded a season-high five shots on the road against Connecticut; matched that with five shots on the road at Maryland.
- \* Notched her first career assist finding Sanna Talonen for her second goal of the game in the 64th minute against the Huskies.
- \* Registered first career start on the road against Auburn; has tallied 15 straight starts averaging 71 minutes of action during that stretch; played every minute in two consecutive games (Maryland, Boston College) and three overall.
- \* Tallied her first assist in league play finding Rachel Lim for the game's first goal in a 3-1 victory over Virginia Tech.
- \* Earned her first career game-winning assist finding Tiffany McCarty for the goal against Miami; earned her third ACC assist finding Amanda DaCosta for the goal against Duke.
- \* Tied for the fifth highest assist per game average in league play (0.50).
- \* Leads the team in game-winning assists with three, including consecutive game-winning assists against Duke and Clemson.
- \* Five assists in league play a freshman high this season; tied the single-season record for assists in ACC play with current teammate Sarah Wagenfuhr
- \* One of three freshman to play in every game this season; also one of two freshman to start every ACC game in 2008.



#17

# ELLA STEPHAN

Defender \* 5-7 \* FR  
Indian Harbour Bch, FL

## STEPHAN'S CAREER-HIGHS

Points .....  
Goals .....  
Assists .....  
Shots ..... 2 (Boston College, 11/22/08)

## GAME-BY-GAME RESULTS

Opponent	GS	PTS	GLS	ASST	SHT	SOG	GWG
UCF	*	0	0	0	0	0	0
PSU	*	0	0	0	0	0	0
UCONN	*	0	0	0	0	0	0
FIU	*	0	0	0	0	0	0
Florida	*	0	0	0	0	0	0
Auburn	*	0	0	0	0	0	0
South Carolina	*	0	0	0	0	0	0
FGCU	*	0	0	0	0	0	0
Virginia	*	0	0	0	0	0	0
Virginia Tech	*	0	0	0	0	0	0
Miami	*	0	0	0	0	0	0
Wake Forest	*	0	0	0	0	0	0
Duke	*	0	0	0	0	0	0
Clemson	*	0	0	0	0	0	0
North Carolina	*	0	0	0	0	0	0
NC State	*	0	0	0	0	0	0
Virginia Tech~	*	0	0	0	1	0	0
Miss. Valley State#	*	0	0	0	0	0	0
Auburn#	*	0	0	0	0	0	0
Boston College#	*	0	0	0	2	0	0
'08 Totals	20/20	0	0	0	3	0	0
'08 ACC Totals	8/8	0	0	0	0	0	0

## SEASON HIGHLIGHTS

- \* Ranks fifth on the team in minutes played (1,473) while averaging over 86 minutes per game; played every minute in 12 of 17 starts this year.
- \* First shot of her career came in the opening round of the ACC Tournament in the final minutes of the second overtime against Virginia Tech; recorded a season-high two shots in the Seminoles' NCAA Third Round match-up against Boston College.
- \* One of only two freshmen (Tori Huster) to start every career game she has played; tied for second among Seminole freshmen with 17 starts; leads this year's freshmen class in minutes played.
- \* Part of a defensive unit that put together four consecutive shutout victories in league play for the first time in school history following the 5-0 win against Wake Forest; as of November 16th, defense ranks eighth nationally in shutout percentage (.636).
- \* Helped Florida State lead the league in fewest goals allowed (13), while ranking second in goals against average (0.57) and shutouts (14); has limited the opposition to a goal or less in 18 of 22 games in 2008.



#6

**ERIKA  
SUTTON**Midfielder \* 5-5 \* SR  
Arvada, CO**SUTTON'S CAREER-HIGHS**Points ..... 5 (Francis Marion, 9/7/07)  
Goals ..... 2 (Francis Marion, 9/7/07)  
Assists ..... 1 (Four times)  
Shots ..... 4 (Auburn, 9/15/07)**GAME-BY-GAME RESULTS**

Opponent	GS	PTS	GLS	ASST	SHT	SOG	GWG
UCF	*	0	0	0	2	0	0
PSU	*	0	0	0	0	0	0
UCONN	*	0	0	0	1	0	0
FIU	*	1	0	1	2	0	0
Florida	*	0	0	0	1	0	0
Auburn	*	0	0	0	1	0	0
South Carolina	*	0	0	0	2	1	0
FGCU	*	0	0	0	0	0	0
Virginia	*	0	0	0	0	0	0
Virginia Tech	*	0	0	0	0	0	0
Maryland	*	0	0	0	2	0	0
Boston College	*	0	0	0	2	2	0
Clemson	*	0	0	0	0	0	0
North Carolina	*	0	0	0	0	0	0
Virginia Tech~	*	0	0	0	1	0	0
Miss. Valley State#	*	0	0	0	1	1	0
Auburn#	*	0	0	0	0	0	0
Boston College#	*	0	0	0	2	2	0
'08 Totals	18/18	1	0	1	17	6	0
<b>Career Totals</b>	45/41	14	5	4	49	19	0
'08 ACC Totals	6/6	0	0	0	4	2	0
<b>Career ACC</b>	16/16	2	1	0	14	5	0

**SEASON HIGHLIGHTS**

\* Started 12 consecutive games in 2008 while stringing together 31 consecutive starts as a defender dating back to last season; first start on the backline came against North Carolina on September 27, 2007 - streak ended when she did not play vs. Miami due to injury.

\* Tallied an assist in FSU's 5-0 victory over FIU; was part of a double assist combination that led to a goal by Rachel Lim in the 36th minute.

\* Averaging 89.5 minutes on the pitch while playing over 90 minutes in 14 of her 18 games in 2008 including a season-high 110 minutes in back-to-back games against North Carolina and Virginia Tech.

\* Fired a season-high two shots six times in 2008 with the latest coming against Boston College in the third round of the NCAA Tournament

\* Part of a defensive unit that put together four consecutive shutout victories in league play for the first time in school history following the 5-0 win against Wake Forest; as of November 16th, defense ranks eighth nationally in shutout percentage (.636).

\* Helped Florida State lead the league in fewest goals allowed (13), while ranking second in goals against average (0.57) and shutouts (14); has limited the opposition to a goal or less in 18 of 22 games in 2008.



#8

**LAUREN  
SWITZER**Midfielder \* 5-9 \* JR  
St. Charles, IL**SWITZER'S CAREER-HIGHS**Points ..... 4 (Twice)  
Goals ..... 2 (Wake Forest, 11/9/07)  
Assists ..... 2 (Three times)  
Shots ..... 4 (Boston College, 11/22/08)**GAME-BY-GAME RESULTS**

Opponent	GS	PTS	GLS	ASST	SHT	SOG	GWG
UCF		4	1	2	2	1	0
PSU		0	0	0	0	0	0
UCONN		2	1	0	2	1	0
FIU		3	1	1	1	1	1
Florida		0	0	0	0	0	0
Auburn		2	0	2	0	0	0
South Carolina	*	0	0	0	2	0	0
FGCU		0	0	0	0	0	0
Virginia		0	0	0	2	0	0
Virginia Tech		0	0	0	2	0	0
Maryland		0	0	0	1	1	0
Boston College		0	0	0	0	0	0
Miami		0	0	0	1	1	0
Wake Forest	*	1	0	1	2	0	0
Duke	*	0	0	0	0	0	0
Clemson		2	1	0	3	3	0
North Carolina	*	0	0	0	0	0	0
NC State		2	0	2	0	0	0
Virginia Tech~		0	0	0	0	0	0
Miss. Valley State#		3	1	1	1	1	0
Auburn#		0	0	0	2	0	0
Boston College#		0	0	0	4	2	0
'08 Totals	22/4	19	5	9	25	11	1
<b>Career Totals</b>	46/8	27	7	10	36	16	1
'08 ACC Totals	10/4	5	1	3	10	5	0
<b>Career ACC</b>	19/4	5	1	3	18	7	0

**SEASON HIGHLIGHTS**

\* Named a third team CoSIDA Academic All-District III honoree in 2008.

\* Established a career-high two assists three times this season against FIU, Auburn and NC State; leads the team in assists with eight.

\* Had a string of four consecutive starts and five starts overall in 2008; has started nine games in her career at Florida State; tallied a career-high four shots in the third round of the NCAA Tournament against Boston College.

\* Team leader in assists with nine; fifth in the ACC in assists per game (0.41).

\* Through the first six matches, matched her previous career point total with 11 on three goals and five assists; as a freshman at UCLA - 6 points (1G, 4A), as a sophomore at FSU - 5 points (2G, 1A).

\* Registered her first start of the season in a neutral site match-up against South Carolina; played a season-high 79 minutes against the Gamecocks.

\* Opened the season with a career day against UCF tying a career-high with four points (1G, 2A) and setting a career-high with two assists; in just one game, came within one point of matching her total season output in 2007.

\* Scored the third goal of the game against Clemson for her first career goal in the ACC; first career point came on an assist in a shutout victory over Wake Forest.

\* Second on the team with five multi-point performances; tallied a goal and an assist in first round action of the NCAA Tournament against Mississippi Valley State



#25

**SANNA  
TALONEN**Forward \* 5-6 \* SO  
Tampere, Finland**TALONEN'S CAREER-HIGHS**Points ..... 6 (Twice)  
Goals ..... 3 (Twice)  
Assists ..... 1 (Nine times)  
Shots ..... 9 (Connecticut, 11/30/07)**GAME-BY-GAME RESULTS**

Opponent	GS	PTS	GLS	ASST	SHT	SOG	GWG
UCONN		4	2	0	5	3	1
FIU		1	0	1	1	0	0
Florida		0	0	0	0	0	0
Auburn		4	2	0	2	2	1
South Carolina	*	0	0	0	0	0	0
FGCU	*	3	1	1	2	1	1
Virginia	*	0	0	0	1	0	0
Virginia Tech	*	2	1	0	4	3	0
Maryland	*	2	1	0	6	3	1
Boston College	*	0	0	0	3	0	0
Miami	*	2	1	0	3	2	0
Wake Forest	*	3	1	1	3	1	0
Duke	*	2	1	0	4	1	0
Clemson	*	2	1	0	2	2	1
North Carolina	*	4	2	0	4	4	0
NC State	*	2	1	0	3	3	1
Virginia Tech~	*	0	0	0	1	0	0
Miss. Valley State#	*	5	2	1	3	3	0
Auburn#	*	0	0	0	0	0	0
Boston College#	*	0	0	0	2	1	0
<b>'08 Totals</b>	<b>20/17</b>	<b>36</b>	<b>16</b>	<b>4</b>	<b>49</b>	<b>29</b>	<b>6</b>
<b>Career Totals</b>	<b>46/42</b>	<b>78</b>	<b>34</b>	<b>10</b>	<b>116</b>	<b>66</b>	<b>12</b>
<b>'08 ACC Totals</b>	<b>10/10</b>	<b>19</b>	<b>9</b>	<b>1</b>	<b>30</b>	<b>19</b>	<b>3</b>
<b>Career ACC</b>	<b>18/18</b>	<b>26</b>	<b>12</b>	<b>2</b>	<b>47</b>	<b>29</b>	<b>4</b>

**SEASON HIGHLIGHTS**

\* Grabbed a spot on the All-ACC first team in 2008; earned second team CoSIDA Academic All-District III accolades.

\* Named a Preseason All-American by Soccer America; earned National Team of the Week accolades twice by Top Drawer Soccer (9/8 - 9/14, 10/13 - 10/19); ACC Player of the Week and NSCAA National Player of the Week (10/21); National Player of the Week by TopDrawerSoccer.com and NSCAA and ACC Player of the Week (11/3).

\* Leads the team with 16 goals in 2008, and second place all-time at Florida State with 34 career goals; leads the team with six GWGs in 2008; has 12 career game-winning goals moving her into 1st place all-time at FSU.

\* With a pair of two-goal performances in her first two road games of the season and three overall in 2008, pushed her career multi-goal games to eight becoming the Seminoles all-time leader in that category.

\* Active team leader with 14 career multi-point performances; her 78 career points place her 3rd all-time in FSU record books.

\* Tallied five shots against Connecticut while scoring the first two goals of the game to break a scoreless tie in the second half - now has five career goals against the Huskies.

\* Tied for first first in the ACC for most game-winning goals; ranks in the top 5 in two other ACC categories this season - 2nd, most points per game (1.80) and 2nd, most goals per game (0.80); as of November 23rd, ranks 11th nationally in goals per game and 16th nationally in points per game.

\* In league play, 3rd highest shot per game average (3.50); also 2nd highest point per game average (1.90), 2nd highest goal per game average (0.90) and tied for 2nd most game-winning goals (3).

\* Recorded 32 career points on the road; 11 of her 16 goals in 2008 have come away from home.

\* Notched a golden goal in FSU's 1-0 overtime victory over Maryland; second career golden goal - second most in school history; fired a season-high six shots vs. Md.

\* Had a goal in six straight games (Miami, Wake Forest, Duke, Clemson, North Carolina and NC State) and in eight of her last nine regular season games; leads the team with nine goals and 19 points in league play - both single-season records at FSU.

\* With two goals in the first round against MVSU, became all-time leader for points (22) and goals (10) in NCAA Tournament competition.



#5

**SARAH  
WAGENFUHR**Defender \* 5-3 \* SR  
Colorado Springs, CO**WAGENFUHR'S CAREER-HIGHS**Points ..... 4 (Twice)  
Goals ..... 2 (NC State, 11/02/08)  
Assists ..... 2 (Twice)  
Shots ..... 5 (NC State, 11/02/08)**GAME-BY-GAME RESULTS**

Opponent	GS	PTS	GLS	ASST	SHT	SOG	GWG
UCF	*	0	0	0	0	0	0
PSU	*	0	0	0	0	0	0
UCONN	*	0	0	0	0	0	0
FIU	*	0	0	0	1	0	0
Florida	*	0	0	0	1	1	0
Auburn	*	0	0	0	0	0	0
South Carolina	*	2	0	2	0	0	0
FGCU	*	0	0	0	2	1	0
Virginia	*	0	0	0	0	0	0
Virginia Tech	*	3	1	1	1	1	1
Maryland	*	1	0	1	1	1	0
Boston College	*	1	0	1	1	1	0
Miami	*	1	0	1	1	0	0
Wake Forest	*	1	0	1	0	0	0
Duke	*	0	0	0	1	1	0
Clemson	*	2	1	0	1	1	0
North Carolina	*	0	0	0	0	0	0
NC State	*	4	2	0	5	3	0
Virginia Tech~	*	0	0	0	1	0	0
Miss. Valley State#	*	0	0	0	0	0	0
Auburn#	*	0	0	0	3	1	0
Boston College#	*	1	0	1	0	0	0
<b>'08 Totals</b>	<b>22/22</b>	<b>16</b>	<b>4</b>	<b>8</b>	<b>19</b>	<b>11</b>	<b>1</b>
<b>Career Totals</b>	<b>80/80</b>	<b>24</b>	<b>6</b>	<b>12</b>	<b>42</b>	<b>23</b>	<b>2</b>
<b>'08 ACC Totals</b>	<b>10/10</b>	<b>13</b>	<b>4</b>	<b>5</b>	<b>11</b>	<b>8</b>	<b>1</b>
<b>Career ACC</b>	<b>32/32</b>	<b>15</b>	<b>5</b>	<b>5</b>	<b>21</b>	<b>13</b>	<b>2</b>

**SEASON HIGHLIGHTS**

\* Seminole team captain for the second year in a row; earned first team All-ACC honors in 2008 becoming just the third Seminole to earn first team honors as a defender joining Kristin Boyce (2003) and Katrin Schmidt (2006).

\* Earned National Team of the Week accolades two consecutive weeks - Top Drawer Soccer (9/22- 9/28); Soccer America and Soccer Buzz (9/29-10/5).

\* Rode a streak of five straight games with at least one point; her 16 points this season surpassed her career total of eight set in her first three seasons; 13 of her 16 points have come in league play.

\* Tied a career-high with two assists in FSU's 3-3 draw against South Carolina; found Tiffany McCarty on both occasions; it was the first two points of the season and second multi-point performance of her career.

\* Recorded first career assist in an ACC game against Virginia Tech and second career game-winning goal; against the Hokies, surpassed her previous career ACC point total of 2 set in 2005.

\* Seventh in the ACC in assists per game (0.36); tied for the all-time single-season assist record in ACC games at FSU with 5 with Casey Short; second on the team with eight assists this season.

\* In league play, tied for 3rd in assists per game (0.50) and tied for 6th in points per game average (1.30).

\* All three game-winning assists have come in 1-0 victories over Maryland and Boston College twice; found Toni Huster both times against BC.

\* Part of a defensive unit that put together four consecutive shutout victories in league play for the first time in school history following the 5-0 win against Wake Forest; as of November 16th, defense ranks eighth nationally in shutout percentage (.636).

\* Helped Florida State lead the league in fewest goals allowed (13), while ranking second in goals against average (0.57) and shutouts (14); has limited the opposition to a goal or less in 18 of 22 games in 2008.

\* Only Seminole to score on a penalty kick this season; three of her four goals this season have come on penalty kicks.

\* Had a stand out day in the last regular season game of her career; earned a career high four points on a career-high two goals; also recorded a career high five shots.



#1

# KIMMY DIAZ

Goalkeeper \* 5-8 \* R-SO  
Boca Raton, FL

### DIAZ' CAREER-HIGHS

Minutes Played .....45:00 (Twice)  
Saves..... 1 (Three times)  
Goals Against..... 0 (Five times)  
Consecutive Shutout Minutes... 173:14 (UM: 10/15/06 - Pres.)

### GAME-BY-GAME RESULTS

Opponent	GS	MIN	GA	SVS	SO	REC
UCF		16:22	0	0	0	0-0-0
FIU		38:03	0	1	0	0-0-0
FGCU		45:00	0	1	0	0-0-0
Virginia Tech~		0:00	0	0	0	0-0-0
Miss. Valley State#		45:00	0	0	0	0-0-0
<u>'08 Totals</u>	<u>5/0</u>	<u>144:25</u>	<u>0</u>	<u>2</u>	<u>0</u>	<u>0-0-0</u>
<b>Career Totals</b>	<b>7/0</b>	<b>173:14</b>	<b>0</b>	<b>3</b>	<b>0</b>	<b>0-0-0</b>
<u>'08 ACC Totals</u>						
<b>Career ACC</b>	<b>1/0</b>	<b>3:55</b>	<b>0</b>	<b>1</b>	<b>0</b>	<b>0-0-0</b>

### SEASON HIGHLIGHTS

- \* Started the second half against Florida Gulf Coast and played a career-high 45 minutes between the posts; registered the lone save in the match preserving the shutout for the Seminoles.
- \* Has two saves on the year - one against FIU and one against FGCU.
- \* Currently riding a consecutive shutout streak of 173:14 as she not given up a goal in seven career games.
- \* Appeared in goal for the Seminoles during the penalty kick shoot out against Virginia Tech in the opening round of the ACC Tournament; registered one save in five attempts.
- \* Made her second career postseason appearance playing 45 minutes against Mississippi Valley State in the first round of the tournament.



#16

# JULIE LANCOS

Defender \* 5-8 \* FR  
Belford, NJ

### LANCOS' CAREER-HIGHS

Points ..... 3 (Miss. Valley State, 11/14/08)  
Goals ..... 1 (Miss Valley State, 11/14/08)  
Assists .....1 (Miss. Valley State, 11/14/08)  
Shots.....2 (Miss. Valley State, 11/14/08)

### GAME-BY-GAME RESULTS

Opponent	GS	PTS	GLS	ASST	SHT	SOG	GWG
UCF		0	0	0	0	0	0
UCONN		0	0	0	1	0	0
FIU		0	0	0	0	0	0
Florida		0	0	0	0	0	0
Auburn		0	0	0	0	0	0
South Carolina		*	0	0	1	1	0
FGCU		0	0	0	0	0	0
Clemson		0	0	0	0	0	0
Miss. Valley State#		3	1	1	2	2	0
<u>'08 Totals</u>	<u>10/1</u>	<u>3</u>	<u>1</u>	<u>1</u>	<u>4</u>	<u>3</u>	<u>0</u>

### SEASON HIGHLIGHTS

- \* Recorded first career start on the road in Auburn against South Carolina (9/14/08); played a season-high 73 minutes versus the Gamecocks.
- \* Has two shots on the year including a shot on goal in FSU's 3-3 tie against South Carolina
- \* Had a career-day against Mississippi Valley State, setting career highs in points (3), goals (1), assists (1), shots (2) and minutes played (74).



#22

# MARGO McAULEY

Midfielder \* 5-8 \* SO  
Noblesville, IN

### McAULEY'S CAREER-HIGHS

Points ..... 1 (Francis Marion, 9/7/07)  
Assists ..... 1 (Francis Marion, 9/7/07)

### GAME-BY-GAME RESULTS

Opponent	GS	PTS	GLS	ASST	SHT	SOG	GWG
UCF		0	0	0	0	0	0
UCONN		0	0	0	0	0	0
<u>'08 Totals</u>	<u>2/0</u>	<u>0</u>	<u>0</u>	<u>0</u>	<u>0</u>	<u>0</u>	<u>0</u>
<b>Career Totals</b>	<b>11/0</b>	<b>1</b>	<b>0</b>	<b>1</b>	<b>0</b>	<b>0</b>	<b>0</b>
<u>'08 ACC Totals</u>							
<b>Career ACC</b>	<b>2/0</b>	<b>0</b>	<b>0</b>	<b>0</b>	<b>0</b>	<b>0</b>	<b>0</b>

### SEASON HIGHLIGHTS

- \* Has seen action in two games this season playing in the season opener against UCF and the other coming on the road against Connecticut.
- \* Sideline with an injury to her right foot



#4

**ANNIE  
STALZER**

Forward \* 5-5 \* JR  
Palm Harbor, FL

**STALZER'S CAREER-HIGHS**

Points ..... 3 (North Florida, 9/18/07)  
Goals..... 1 (Three times)  
Assists ..... 2 (Troy, 9/12/07)  
Shots ..... 5 (Kennesaw State, 11/16/07)

**GAME-BY-GAME RESULTS**

Opponent	GS	PTS	GLS	ASST	SHT	SOG	GWG
UCF		1	0	1	3	1	0
PSU		0	0	0	0	0	0
UCONN		0	0	0	0	0	0
FIU		0	0	0	0	0	0
FGCU		0	0	0	0	0	0
Miss. Valley State#		0	0	0	2	2	0
'08 Totals	6/0	1	0	1	3	1	0
<b>Career Totals</b>	<b>35/0</b>	<b>11</b>	<b>3</b>	<b>5</b>	<b>27</b>	<b>8</b>	<b>0</b>
<u>'08 ACC Totals</u>							
<b>Career ACC</b>	<b>10/0</b>	<b>0</b>	<b>0</b>	<b>0</b>	<b>2</b>	<b>1</b>	<b>0</b>

**SEASON HIGHLIGHTS**

- \* Picked up her first point of the season on opening day assisting on Casey Short's first of two goals against UCF.
- \* Registered a season-high three shots against the Knights.
- \* Has six appearances in 2008, tallying a season-high 41 minutes of against Mississippi Valley State in the opening round of the NCAA Tournament; collected two shots against the Devilettes.



#21

**SUSANNA  
ZORN**

Defender \* 5-7 \* FR  
Tallahassee, FL

**ZORN'S CAREER-HIGHS**

**GAME-BY-GAME RESULTS**

Opponent	GS	PTS	GLS	ASST	SHT	SOG	GWG
UCF		0	0	0	0	0	0
UCONN		0	0	0	0	0	0
FIU		0	0	0	0	0	0
FGCU		0	0	0	0	0	0
Miss. Valley State#		0	0	0	0	0	0
'08 Totals	5/0	0	0	0	0	0	0

**SEASON HIGHLIGHTS**

- \* Made five appearances in 2008, playing a season-high 36 minutes in FSU's 7-0 win over Mississippi Valley State.
- \* Also saw action on the pitch against UCF, Connecticut, FIU and FGCU.

2008 Florida State Soccer  
 Florida State Combined Team Statistics (as of Nov 24, 2008)  
 2008 NCAA Tourney

<b>RECORD:</b>	<b>OVERALL</b>	<b>HOME</b>	<b>AWAY</b>	<b>NEUTRAL</b>
<b>ALL GAMES.....</b>	<b>( 3- 0- 0 )</b>	<b>( 1- 0- 0 )</b>	<b>( 0- 0- 0 )</b>	<b>( 2- 0- 0 )</b>
<b>CONFERENCE.....</b>	<b>( 0- 0- 0 )</b>	<b>( 0- 0- 0 )</b>	<b>( 0- 0- 0 )</b>	<b>( 0- 0- 0 )</b>
<b>NON-CONFERENCE.....</b>	<b>( 3- 0- 0 )</b>	<b>( 1- 0- 0 )</b>	<b>( 0- 0- 0 )</b>	<b>( 2- 0- 0 )</b>

DATE	OPPONENT	W/L	SCORE	ATT	## PLAYER	GP	G	A	Pts	Sh	Shot%	SOG	SOG%	GW	PK-AT
Nov 14	vs Miss. Valley State	W	7-0	390	25 Sanna Talonen	3	2	1	5	5	.400	4	.800	0	0-0
Nov 16	vs Auburn	W	1-0	345	2 Jessica Price	3	1	2	4	9	.111	5	.556	1	0-0
Nov 22	#10 BOSTON COLLEGE	W	1-0	1140	23 Toni Pressley	3	1	1	3	10	.100	2	.200	0	0-0
					8 Lauren Switzer	3	1	1	3	7	.143	3	.429	0	0-0
					16 Julie Lantos	1	1	1	3	2	.500	2	1.000	0	0-0
					14 Tiffany McCarty	3	1	0	2	11	.091	6	.545	1	0-0
					9 Tori Huster	3	1	0	2	5	.200	3	.600	1	0-0
					10 Marissa Kazbour	3	1	0	2	2	.500	1	1.000	0	0-0
					13 Amanda DaCosta	3	0	2	2	6	.000	3	.500	0	0-0
					28 Rachel Lim	3	0	1	1	4	.000	2	.500	0	0-0
					5 Sarah Wagenfuhr	3	0	1	1	3	.000	1	.333	0	0-0
					7 Katrin Schmidt	3	0	1	1	2	.000	2	1.000	0	0-0
					11 Casey Short	3	0	0	0	7	.000	4	.571	0	0-0
					6 Erika Sutton	3	0	0	0	3	.000	3	1.000	0	0-0
					17 Ella Stephan	3	0	0	0	2	.000	0	.000	0	0-0
					4 Annie Stalzer	1	0	0	0	2	.000	2	1.000	0	0-0
					20 Kate Milstead	3	0	0	0	1	.000	0	.000	0	0-0
					21 Susanna Zorn	1	0	0	0	0	.000	0	.000	0	0-0
					Total.....	3	9	11	29	81	.111	43	.531	3	0-0
					Opponents.....	3	0	0	0	20	.000	9	.450	0	0-0
<b>TEAM STATISTICS</b>		<b>FS</b>	<b>OPP</b>												
<b>SHOT STATISTICS.....</b>															
Goals-Shot attempts....	9-81	0-20			10										
Goals scored per game..	3.00	0.00			13										
Shot pct.....	.111	.000			28										
Shots on goal-Attempts.	43-81	9-20			5										
SOG pct.....	.531	.450			7										
Shots/Game.....	27.0	6.7			11										
<b>CORNER KICKS.....</b>	25	9			6										
Goals off corners.....	0	0			17										
<b>PENALTY KICKS.....</b>	0-0	0-0			4										
<b>PENALTIES.....</b>					20										
Yellow cards.....	1	1			21										
Red cards.....	0	0			Total.....	3	9	11	29	81	.111	43	.531	3	0-0
<b>ATTENDANCE.....</b>					Opponents.....	3	0	0	0	20	.000	9	.450	0	0-0
Total.....	1140	0													
Dates/Avg Per Date....	1/1140	0/0													
Neutral Site #/Avg.....	2/368														

## GOALTENDERS	GP	Minutes	-GOAL AVERAGE-		-SAVES-		W	L	T	Sho
			GA	Avg	Sv	Pct				
20 Kate Milstead	3	225:00	0	0.00	9	1.000	3	0	0	2
1 Kimmy Diaz	1	45:00	0	0.00	0	.000	0	0	0	0
Total.....	3	270:00	0	0.00	9	1.000	3	0	0	3
Opponents.....	3	270:00	9	3.00	34	.791	0	3	0	0

GOALS BY PERIOD	1st	2nd	Total
Florida State.....	4	5	9
Opponents.....	0	0	0

SHOTS BY PERIOD	1st	2nd	Total
Florida State.....	37	44	81
Opponents.....	9	11	20

SAVES BY PERIOD	1st	2nd	Total
Florida State.....	5	4	9
Opponents.....	13	21	34

CORNER KICKS BY PRD	1st	2nd	Total
Florida State.....	14	11	25
Opponents.....	2	7	9

FOULS BY PERIOD	1st	2nd	Total
Florida State.....	6	8	14
Opponents.....	11	11	22

2008 Florida State Soccer  
 Florida State Overall Team Statistics (as of Nov 24, 2008)  
 2008 NCAA Tourney

Overall: 3-0-0    Conf: 0-0-0    Home: 1-0-0    Away: 0-0-0    Neut: 2-0-0

TEAM STATISTICS	FS	OPP
-----		
SHOT STATISTICS.....		
Goals-Shot attempts....	9-81	0-20
Goals scored per game..	3.00	0.00
Shot pct.....	.111	.000
Shots on goal-Attempts.	43-81	9-20
SOG pct.....	.531	.450
Shots/Game.....	27.0	6.7
Assists.....	11	0
CORNER KICKS.....	25	9
Goals off corners.....	0	0
PENALTY KICKS.....	0-0	0-0
PENALTIES.....		
Yellow cards.....	1	1
Red cards.....	0	0
ATTENDANCE.....		
Total.....	1140	0
Dates/Avg Per Date....	1/1140	0/0
Neutral Site #/Avg....	2/368	

GOALS BY PERIOD	1st	2nd	Total
-----			
Florida State.....	4	5	9
Opponents.....	0	0	0

CORNER KICKS BY PRD	1st	2nd	Total
-----			
Florida State.....	14	11	25
Opponents.....	2	7	9

SHOTS BY PERIOD	1st	2nd	Total
-----			
Florida State.....	37	44	81
Opponents.....	9	11	20

FOULS BY PERIOD	1st	2nd	Total
-----			
Florida State.....	6	8	14
Opponents.....	11	11	22

SAVES BY PERIOD	1st	2nd	Total
-----			
Florida State.....	5	4	9
Opponents.....	13	21	34

2008 Florida State Soccer  
 Florida State Overall Individual Statistics (as of Nov 24, 2008)  
 2008 NCAA Tourney

Overall: 3-0-0    Conf: 0-0-0    Home: 1-0-0    Away: 0-0-0    Neut: 2-0-0

##	Name	GP-GS	Min	-----SHOTS-----									YC-RC	GW	PK-ATT
				G	A	Pts	Sh	Shot%	SOG	SOG%					
25	Sanna Talonen	3-3	172	2	1	5	5	.400	4	.800	0-0	0	0-0		
2	Jessica Price	3-0	111	1	2	4	9	.111	5	.556	0-0	1	0-0		
23	Toni Pressley	3-0	114	1	1	3	10	.100	2	.200	0-0	0	0-0		
8	Lauren Switzer	3-0	157	1	1	3	7	.143	3	.429	0-0	0	0-0		
16	Julie Lancos	1-0	74	1	1	3	2	.500	2	1.000	0-0	0	0-0		
14	Tiffany McCarty	3-3	143	1	0	2	11	.091	6	.545	0-0	1	0-0		
9	Tori Huster	3-3	244	1	0	2	5	.200	3	.600	0-0	1	0-0		
10	Marissa Kazbour	3-0	96	1	0	2	2	.500	1	.500	0-0	0	0-0		
13	Amanda DaCosta	3-3	210	0	2	2	6	.000	3	.500	0-0	0	0-0		
28	Rachel Lim	3-3	158	0	1	1	4	.000	2	.500	0-0	0	0-0		
5	Sarah Wagenfuhr	3-3	196	0	1	1	3	.000	1	.333	0-0	0	0-0		
7	Katrin Schmidt	3-3	232	0	1	1	2	.000	2	1.000	0-0	0	0-0		
11	Casey Short	3-3	193	0	0	0	7	.000	4	.571	0-0	0	0-0		
6	Erika Sutton	3-3	253	0	0	0	3	.000	3	1.000	0-0	0	0-0		
17	Ella Stephan	3-3	270	0	0	0	2	.000	0	.000	1-0	0	0-0		
4	Annie Stalzer	1-0	41	0	0	0	2	.000	2	1.000	0-0	0	0-0		
20	Kate Milstead	3-3	225	0	0	0	1	.000	0	.000	0-0	0	0-0		
21	Susanna Zorn	1-0	36	0	0	0	0	.000	0	.000	0-0	0	0-0		
Total.....		3	-	9	11	29	81	.111	43	.531	1-0	3	0-0		
Opponents.....		3	-	0	0	0	20	.000	9	.450	1-0	0	0-0		

##	Name	GP-GS	Minutes	---GOAL AVERAGE---		--SAVES--		----RECORD-----			Shots	
				GA	Avg	Saves	Pct	W	L	T	Sho	Faced
20	Kate Milstead	3-3	225:00	0	0.00	9	1.000	3	0	0	2	20
1	Kimmy Diaz	1-0	45:00	0	0.00	0	.000	0	0	0	0	0
TM Team			0:00	0	0.00	0	.000	0	0	0	1	0
Total.....		3	270:00	0	0.00	9	1.000	3	0	0	3	20
Opponents.....		3	270:00	9	3.00	34	.791	0	3	0	0	79

Team saves: 0

GOALS BY PERIOD			
	1st	2nd	Total
Florida State.....	4	5	- 9
Opponents.....	0	0	- 0

CORNER KICKS BY PRD			
	1st	2nd	Total
Florida State.....	14	11	- 25
Opponents.....	2	7	- 9

SHOTS BY PERIOD			
	1st	2nd	Total
Florida State.....	37	44	- 81
Opponents.....	9	11	- 20

FOULS BY PERIOD			
	1st	2nd	Total
Florida State.....	6	8	- 14
Opponents.....	11	11	- 22

SAVES BY PERIOD			
	1st	2nd	Total
Florida State.....	5	4	- 9
Opponents.....	13	21	- 34

ATTENDANCE SUMMARY		
	FS	OPP
Total.....	1140	0
Dates/Avg Per Date.....	1/1140	0/0
Neutral Site #/Avg.....	2/368	

2008 Florida State Soccer  
 Florida State Category Leaders (as of Nov 24, 2008)  
 2008 NCAA Tourney

##	POINTS	GP	G	A	Pts	Shots
25	Sanna Talonen	3	2	1	5	5
2	Jessica Price	3	1	2	4	9
23	Toni Pressley	3	1	1	3	10
8	Lauren Switzer	3	1	1	3	7
16	Julie Lancos	1	1	1	3	2
14	Tiffany McCarty	3	1	0	2	11
9	Tori Huster	3	1	0	2	5
10	Marissa Kazbour	3	1	0	2	2
13	Amanda DaCosta	3	0	2	2	6
28	Rachel Lim	3	0	1	1	4

##	GOALS	GP	G	A	Pts	Shots
25	Sanna Talonen	3	2	1	5	5
23	Toni Pressley	3	1	1	3	10
2	Jessica Price	3	1	2	4	9
10	Marissa Kazbour	3	1	0	2	2
14	Tiffany McCarty	3	1	0	2	11
16	Julie Lancos	1	1	1	3	2
8	Lauren Switzer	3	1	1	3	7
9	Tori Huster	3	1	0	2	5

##	GAME WINNING GOALS	GP	GWG
14	Tiffany McCarty	3	1
9	Tori Huster	3	1
2	Jessica Price	3	1

##	ASSISTS	GP	G	A	Pts	Shots
2	Jessica Price	3	1	2	4	9
13	Amanda DaCosta	3	0	2	2	6
16	Julie Lancos	1	1	1	3	2
5	Sarah Wagenfuhr	3	0	1	1	3
28	Rachel Lim	3	0	1	1	4
7	Katrin Schmidt	3	0	1	1	2
8	Lauren Switzer	3	1	1	3	7
23	Toni Pressley	3	1	1	3	10
25	Sanna Talonen	3	2	1	5	5

##	SHOTS	GP	G	A	Sh	Shot%
14	Tiffany McCarty	3	1	0	11	.091
23	Toni Pressley	3	1	1	10	.100
2	Jessica Price	3	1	2	9	.111
11	Casey Short	3	0	0	7	.000
8	Lauren Switzer	3	1	1	7	.143
13	Amanda DaCosta	3	0	2	6	.000
25	Sanna Talonen	3	2	1	5	.400
9	Tori Huster	3	1	0	5	.200
28	Rachel Lim	3	0	1	4	.000
6	Erika Sutton	3	0	0	3	.000

##	SHOT PCT	GP	G	A	Sh	Shot%
10	Marissa Kazbour	3	1	0	2	.500
16	Julie Lancos	1	1	1	2	.500
25	Sanna Talonen	3	2	1	5	.400
9	Tori Huster	3	1	0	5	.200
8	Lauren Switzer	3	1	1	7	.143
2	Jessica Price	3	1	2	9	.111
23	Toni Pressley	3	1	1	10	.100
14	Tiffany McCarty	3	1	0	11	.091
11	Casey Short	3	0	0	7	.000
13	Amanda DaCosta	3	0	2	6	.000

##	SHOTS ON GOAL	GP	G	A	Sh	SOG	SOG%
14	Tiffany McCarty	3	1	0	11	6	.545
2	Jessica Price	3	1	2	9	5	.556
11	Casey Short	3	0	0	7	4	.571
25	Sanna Talonen	3	2	1	5	4	.800
8	Lauren Switzer	3	1	1	7	3	.429
13	Amanda DaCosta	3	0	2	6	3	.500
9	Tori Huster	3	1	0	5	3	.600
6	Erika Sutton	3	0	0	3	3	1.000
23	Toni Pressley	3	1	1	10	2	.200
28	Rachel Lim	3	0	1	4	2	.500

##	SOG PCT	GP	G	A	Sh	SOG	SOG%
6	Erika Sutton	3	0	0	3	3	1.000
4	Annie Stalzer	1	0	0	2	2	1.000
16	Julie Lancos	1	1	1	2	2	1.000
7	Katrin Schmidt	3	0	1	2	2	1.000
25	Sanna Talonen	3	2	1	5	4	.800
9	Tori Huster	3	1	0	5	3	.600
11	Casey Short	3	0	0	7	4	.571
2	Jessica Price	3	1	2	9	5	.556
14	Tiffany McCarty	3	1	0	11	6	.545
13	Amanda DaCosta	3	0	2	6	3	.500

##	CAUTIONS	GP	YC
25	Sanna Talonen	3	0
14	Tiffany McCarty	3	0
23	Toni Pressley	3	0
TM	Team	3	0

2007 Florida State Soccer  
 Florida State Combined Team Statistics (as of Nov 07, 2008)  
 2007 NCAA Tourney

<b>RECORD:</b>	<b>OVERALL</b>	<b>HOME</b>	<b>AWAY</b>	<b>NEUTRAL</b>
<b>ALL GAMES.....</b>	<b>( 5- 1- 0 )</b>	<b>( 4- 0- 0 )</b>	<b>( 0- 0- 0 )</b>	<b>( 1- 1- 0 )</b>
<b>CONFERENCE.....</b>	<b>( 0- 0- 0 )</b>	<b>( 0- 0- 0 )</b>	<b>( 0- 0- 0 )</b>	<b>( 0- 0- 0 )</b>
<b>NON-CONFERENCE.....</b>	<b>( 5- 1- 0 )</b>	<b>( 4- 0- 0 )</b>	<b>( 0- 0- 0 )</b>	<b>( 1- 1- 0 )</b>

DATE	OPPONENT	W/L	SCORE	ATT	# PLAYER	GP	G	A	Pts	Sh	Shot%	SOG	SOG%	GW	PK-AT
Nov 16	KENNESAW STATE	W	3-0	963	25 Sanna Talonen	6	8	1	17	30	.267	14	.467	3	0-0
Nov 18	LSU	W	4-0	861	11 Mami Yamaguchi	6	3	8	14	23	.130	10	.435	0	0-0
Nov 23	TEXAS	W	4-0	1091	14 Kirsten van de Ven	6	2	0	4	12	.167	6	.500	0	0-0
Nov 30	CONNECTICUT	W O2	3-2	1703	10 Marissa Kazbour	6	1	2	4	3	.333	1	.333	1	0-0
Dec 07	vs Notre Dame	W	3-2	7507	7 Katrin Schmidt	6	0	4	4	13	.000	4	.308	0	0-0
Dec 09	vs USC	L	0-2	8255	28 Rachel Lim	6	1	1	3	7	.143	3	.429	0	0-0
					13 Amanda DaCosta	6	1	1	3	7	.143	5	.714	1	0-0
<b>TEAM STATISTICS</b>	<b>FS</b>	<b>OPP</b>			16 Holly Peltzer	6	1	1	3	5	.200	2	.400	1	0-0
					8 Lauren Switzer	6	0	1	1	3	.000	1	.333	0	0-0
<b>SHOT STATISTICS.....</b>					6 Erika Sutton	6	0	0	0	10	.000	3	.300	0	0-0
Goals-Shot attempts....	17-126	6-67			4 Annie Stalzer	6	0	0	0	7	.000	2	.286	0	0-0
Goals scored per game..	2.83	1.00			19 Becky Edwards	6	0	0	0	4	.000	3	.750	0	0-0
Shot pct.....	.135	.090			23 Rachel Brown	2	0	0	0	1	.000	1	1.000	0	0-0
Shots on goal-Attempts.	55-126	25-67			12 Libby Gianeskis	6	0	0	0	1	.000	0	.000	0	0-0
SOG pct.....	.437	.373			24 Victoria Damren	1	0	0	0	0	.000	0	.000	0	0-0
Shots/Game.....	21.0	11.2			22 Margo McAuley	2	0	0	0	0	.000	0	.000	0	0-0
<b>GOAL BREAKDOWN.....</b>					20 Kate Milstead	1	0	0	0	0	.000	0	.000	0	0-0
Penalty.....	0	0			18 Erin McNulty	6	0	0	0	0	.000	0	.000	0	0-0
Unassisted.....	1	4			17 Casey Lademann	2	0	0	0	0	.000	0	.000	0	0-0
Overtime.....	1	0			Total.....	6	17	19	53	126	.135	55	.437	5	0-0
<b>CORNER KICKS.....</b>	38	20			Opponents.....	6	6	2	14	67	.090	25	.373	1	0-0
Goals off corners.....	0	0													
<b>PENALTY KICKS.....</b>	0-0	0-0													
<b>OFFSIDES.....</b>	14	1													
<b>PENALTIES.....</b>					<b># GOALTENDERS</b>										
Fouls.....	51	74													
Yellow cards.....	0	3			20 Kate Milstead	1	35:50	0	0.00	3	1.000	0	0	0	0
Red cards.....	1	0			18 Erin McNulty	6	518:21	6	1.04	15	.714	5	1	0	2
<b>ATTENDANCE.....</b>					Total.....	6	554:11	6	0.97	19	.760	5	1	0	3
Total.....	4618	0			Opponents.....	6	554:11	17	2.76	37	.685	1	5	0	1
Dates/Avg Per Date....	4/1154	0/0													
Neutral Site #/Avg....	2/7881														

	1st	2nd	OT	OT2	Total
<b>GOALS BY PERIOD</b>					
Florida State.....	8	8	0	1	17
Opponents.....	3	3	0	0	6
<b>SHOTS BY PERIOD</b>					
Florida State.....	67	53	1	5	126
Opponents.....	30	36	1	0	67
<b>SAVES BY PERIOD</b>					
Florida State.....	10	9	0	0	19
Opponents.....	21	13	1	2	37
<b>CORNER KICKS BY PRD</b>					
Florida State.....	18	19	0	1	38
Opponents.....	7	12	1	0	20
<b>FOULS BY PERIOD</b>					
Florida State.....	19	32	0	0	51
Opponents.....	38	36	0	0	74

2007 Florida State Soccer  
 Florida State Overall Team Statistics (as of Nov 07, 2008)  
 2007 NCAA Tourney

Overall: 5-1-0    Conf: 0-0-0    Home: 4-0-0    Away: 0-0-0    Neut: 1-1-0

TEAM STATISTICS	FS	OPP
-----		
SHOT STATISTICS.....		
Goals-Shot attempts....	17-126	6-67
Goals scored per game..	2.83	1.00
Shot pct.....	.135	.090
Shots on goal-Attempts.	55-126	25-67
SOG pct.....	.437	.373
Shots/Game.....	21.0	11.2
Assists.....	19	2
GOAL BREAKDOWN.....		
Total Goals.....	17	6
Penalty.....	0	0
Unassisted.....	1	4
Overtime.....	1	0
Goals scored average...	2.76	0.97
CORNER KICKS.....		
Goals off corners.....	38	20
PENALTY KICKS.....		
	0-0	0-0
OFFSIDES.....		
	14	1
PENALTIES.....		
Fouls.....	51	74
Yellow cards.....	0	3
Red cards.....	1	0
ATTENDANCE.....		
Total.....	4618	0
Dates/Avg Per Date.....	4/1154	0/0
Neutral Site #/Avg.....	2/7881	

GOALS BY PERIOD	1st	2nd	OT	OT2	Total
-----	-----	-----	-----	-----	-----
Florida State.....	8	8	0	1	- 17
Opponents.....	3	3	0	0	- 6

CORNER KICKS BY PRD	1st	2nd	OT	OT2	Total
-----	-----	-----	-----	-----	-----
Florida State.....	18	19	0	1	- 38
Opponents.....	7	12	1	0	- 20

SHOTS BY PERIOD	1st	2nd	OT	OT2	Total
-----	-----	-----	-----	-----	-----
Florida State.....	67	53	1	5	- 126
Opponents.....	30	36	1	0	- 67

FOULS BY PERIOD	1st	2nd	OT	OT2	Total
-----	-----	-----	-----	-----	-----
Florida State.....	19	32	0	0	- 51
Opponents.....	38	36	0	0	- 74

SAVES BY PERIOD	1st	2nd	OT	OT2	Total
-----	-----	-----	-----	-----	-----
Florida State.....	10	9	0	0	- 19
Opponents.....	21	13	1	2	- 37

OFFSIDES BY PERIOD	1st	2nd	OT	OT2	Total
-----	-----	-----	-----	-----	-----
Florida State.....	8	6	0	0	- 14
Opponents.....	0	1	0	0	- 1

2007 Florida State Soccer  
 Florida State Overall Individual Statistics (as of Nov 07, 2008)  
 2007 NCAA Tourney

Overall: 5-1-0    Conf: 0-0-0    Home: 4-0-0    Away: 0-0-0    Neut: 1-1-0

##	Name	GP-GS	Min	-----SHOTS-----							YC-RC	GW	PK-ATT	FG	OT	HAT	GTG	Foul
				G	A	Pts	Sh	Shot%	SOG	SOG%								
25	Sanna Talonen	6-6	487	8	1	17	30	.267	14	.467	0-0	3	0-0	2	1	2	2	0
11	Mami Yamaguchi	6-6	508	3	8	14	23	.130	10	.435	0-0	0	0-0	1	0	0	0	0
14	Kirsten van de Ven	6-6	519	2	0	4	12	.167	6	.500	0-0	0	0-0	0	0	0	0	0
10	Marissa Kazbour	6-6	318	1	2	4	3	.333	1	.333	0-0	0	0-0	0	0	0	0	0
7	Katrin Schmidt	6-6	554	0	4	4	13	.000	4	.308	0-0	0	0-0	0	0	0	0	0
28	Rachel Lim	6-0	261	1	1	3	7	.143	3	.429	0-0	0	0-0	0	0	0	0	0
13	Amanda DaCosta	6-6	476	1	1	3	7	.143	5	.714	0-0	1	0-0	0	0	0	0	0
16	Holly Peltzer	6-6	360	1	1	3	5	.200	2	.400	0-0	1	0-0	1	0	0	0	0
8	Lauren Switzer	6-0	231	0	1	1	3	.000	1	.333	0-0	0	0-0	0	0	0	0	0
6	Erika Sutton	6-6	554	0	0	0	10	.000	3	.300	0-0	0	0-0	0	0	0	0	0
4	Annie Stalzer	6-0	105	0	0	0	7	.000	2	.286	0-0	0	0-0	0	0	0	0	0
19	Becky Edwards	6-6	554	0	0	0	4	.000	3	.750	0-0	0	0-0	0	0	0	0	0
23	Rachel Brown	2-0	14	0	0	0	1	.000	1	1.000	0-0	0	0-0	0	0	0	0	0
12	Libby Gianceskis	6-6	554	0	0	0	1	.000	0	.000	0-1	0	0-0	0	0	0	0	0
24	Victoria Damren	1-0	4	0	0	0	0	.000	0	.000	0-0	0	0-0	0	0	0	0	0
22	Margo McAuley	2-0	34	0	0	0	0	.000	0	.000	0-0	0	0-0	0	0	0	0	0
20	Kate Milstead	1-0	36	0	0	0	0	.000	0	.000	0-0	0	0-0	0	0	0	0	0
18	Erin McNulty	6-6	518	0	0	0	0	.000	0	.000	0-0	0	0-0	0	0	0	0	0
17	Casey Lademann	2-0	18	0	0	0	0	.000	0	.000	0-0	0	0-0	0	0	0	0	0
Total.....		6	-	17	19	53	126	.135	55	.437	0-1	5	0-0	4	1	2	2	51
Opponents.....		6	-	6	2	14	67	.090	25	.373	3-0	1	0-0	2	0	0	2	74

##	Name	GP-GS	Minutes	---GOAL AVERAGE---		--SAVES--		----RECORD----			Shots	
				GA	Avg	Saves	Pct	W	L	T	Sho	Faced
20	Kate Milstead	1-0	35:50	0	0.00	3	1.000	0	0	0	0	5
18	Erin McNulty	6-6	518:21	6	1.04	15	.714	5	1	0	2	61
TM Team			0:00	0	0.00	1	1.000	0	0	0	1	0
Total.....		6	554:11	6	0.97	19	.760	5	1	0	3	66
Opponents.....		6	554:11	17	2.76	37	.685	1	5	0	1	124

Team saves: 1

GOALS BY PERIOD	1st	2nd	OT	OT2	Total	
Florida State.....	8	8	0	1	-	17
Opponents.....	3	3	0	0	-	6

CORNER KICKS BY PRD	1st	2nd	OT	OT2	Total	
Florida State.....	18	19	0	1	-	38
Opponents.....	7	12	1	0	-	20

SHOTS BY PERIOD	1st	2nd	OT	OT2	Total	
Florida State.....	67	53	1	5	-	126
Opponents.....	30	36	1	0	-	67

FOULS BY PERIOD	1st	2nd	OT	OT2	Total	
Florida State.....	19	32	0	0	-	51
Opponents.....	38	36	0	0	-	74

SAVES BY PERIOD	1st	2nd	OT	OT2	Total	
Florida State.....	10	9	0	0	-	19
Opponents.....	21	13	1	2	-	37

ATTENDANCE SUMMARY	FS	OPP
Total.....	4618	0
Dates/Avg Per Date.....	4/1154	0/0
Neutral Site #/Avg.....	2/7881	

2007 Florida State Soccer  
 Florida State Category Leaders (as of Nov 07, 2008)  
 2007 NCAA Tourney

## POINTS	GP	G	A	Pts	Shots
25 Sanna Talonen	6	8	1	17	30
11 Mami Yamaguchi	6	3	8	14	23
14 Kirsten van de Ven	6	2	0	4	12
10 Marissa Kazbour	6	1	2	4	3
7 Katrin Schmidt	6	0	4	4	13
28 Rachel Lim	6	1	1	3	7
13 Amanda DaCosta	6	1	1	3	7
16 Holly Peltzer	6	1	1	3	5
8 Lauren Switzer	6	0	1	1	3

## GOALS	GP	G	A	Pts	Shots
25 Sanna Talonen	6	8	1	17	30
11 Mami Yamaguchi	6	3	8	14	23
14 Kirsten van de Ven	6	2	0	4	12
10 Marissa Kazbour	6	1	2	4	3
16 Holly Peltzer	6	1	1	3	5
13 Amanda DaCosta	6	1	1	3	7
28 Rachel Lim	6	1	1	3	7

## GAME WINNING GOALS	GP	GWG
25 Sanna Talonen	6	3
13 Amanda DaCosta	6	1
16 Holly Peltzer	6	1

## ASSISTS	GP	G	A	Pts	Shots
11 Mami Yamaguchi	6	3	8	14	23
7 Katrin Schmidt	6	0	4	4	13
10 Marissa Kazbour	6	1	2	4	3
8 Lauren Switzer	6	0	1	1	3
28 Rachel Lim	6	1	1	3	7
13 Amanda DaCosta	6	1	1	3	7
25 Sanna Talonen	6	8	1	17	30
16 Holly Peltzer	6	1	1	3	5

## SHOTS	GP	G	A	Sh	Shot%
25 Sanna Talonen	6	8	1	30	.267
11 Mami Yamaguchi	6	3	8	23	.130
7 Katrin Schmidt	6	0	4	13	.000
14 Kirsten van de Ven	6	2	0	12	.167
6 Erika Sutton	6	0	0	10	.000
13 Amanda DaCosta	6	1	1	7	.143
28 Rachel Lim	6	1	1	7	.143
4 Annie Stalzer	6	0	0	7	.000
16 Holly Peltzer	6	1	1	5	.200
19 Becky Edwards	6	0	0	4	.000

## SHOT PCT	GP	G	A	Sh	Shot%
10 Marissa Kazbour	6	1	2	3	.333
25 Sanna Talonen	6	8	1	30	.267
16 Holly Peltzer	6	1	1	5	.200
14 Kirsten van de Ven	6	2	0	12	.167
28 Rachel Lim	6	1	1	7	.143
13 Amanda DaCosta	6	1	1	7	.143
11 Mami Yamaguchi	6	3	8	23	.130
7 Katrin Schmidt	6	0	4	13	.000
6 Erika Sutton	6	0	0	10	.000
4 Annie Stalzer	6	0	0	7	.000

## SHOTS ON GOAL	GP	G	A	Sh	SOG	SOG%
25 Sanna Talonen	6	8	1	30	14	.467
11 Mami Yamaguchi	6	3	8	23	10	.435
14 Kirsten van de Ven	6	2	0	12	6	.500
13 Amanda DaCosta	6	1	1	7	5	.714
7 Katrin Schmidt	6	0	4	13	4	.308
6 Erika Sutton	6	0	0	10	3	.300
28 Rachel Lim	6	1	1	7	3	.429
19 Becky Edwards	6	0	0	4	3	.750
4 Annie Stalzer	6	0	0	7	2	.286
16 Holly Peltzer	6	1	1	5	2	.400

## SOG PCT	GP	G	A	Sh	SOG	SOG%
23 Rachel Brown	2	0	0	1	1	1.000
19 Becky Edwards	6	0	0	4	3	.750
13 Amanda DaCosta	6	1	1	7	5	.714
14 Kirsten van de Ven	6	2	0	12	6	.500
25 Sanna Talonen	6	8	1	30	14	.467
11 Mami Yamaguchi	6	3	8	23	10	.435
28 Rachel Lim	6	1	1	7	3	.429
16 Holly Peltzer	6	1	1	5	2	.400
10 Marissa Kazbour	6	1	2	3	1	.333
8 Lauren Switzer	6	0	1	3	1	.333

## CAUTIONS	GP	YC
TM Team	6	0

2006 Florida State Soccer  
 Florida State Combined Team Statistics (as of Nov 14, 2007)  
 2006 NCAA Tourney

RECORD:	OVERALL	HOME	AWAY	NEUTRAL
ALL GAMES.....	( 4- 1- 0 )	( 4- 0- 0 )	( 0- 0- 0 )	( 0- 1- 0 )
CONFERENCE.....	( 0- 0- 0 )	( 0- 0- 0 )	( 0- 0- 0 )	( 0- 0- 0 )
NON-CONFERENCE.....	( 4- 1- 0 )	( 4- 0- 0 )	( 0- 0- 0 )	( 0- 1- 0 )

DATE	OPPONENT	W/L	SCORE	ATT	#	PLAYER	GP	G	A	Pts	Sh	Shot%	SOG	SOG%	GW	PK-AT
>Nov 10	JACKSONVILLE	W	6-0	1076	7	Katrin Schmidt	5	3	1	7	12	.250	6	.500	0	0-0
>Nov 12	#21 CALIFORNIA	W	3-1	825	8	Selin Kuralay	5	2	2	6	17	.118	4	.235	0	0-0
>Nov 19	#15 ILLINOIS	W	1-0	1206	10	Kelly Rowland	5	2	2	6	15	.133	5	.333	2	0-0
Nov 24	#23 CLEMSON	W	2-1	1754	2	India Trotter	5	2	0	4	9	.222	3	.333	1	0-0
Dec 01	vs Notre Dame	L	1-2	8412	19	Becky Edwards	5	1	1	3	4	.250	2	.500	1	0-0

< = ACC Tournament > = NCAA Tournament

TEAM STATISTICS	FS	OPP	#	PLAYER	GP	G	A	Pts	Sh	Shot%	SOG	SOG%	GW	PK-AT
SHOT STATISTICS.....			4	Annie Stalzer	2	1	0	2	2	.500	1	.500	0	0-0
Goals-Shot attempts....	13-96	4-49	5	Kirsten van de Ven	5	0	1	1	8	.000	2	.250	0	0-0
Goals scored average...	2.60	0.80	24	Sarah Wagenfuhr	5	0	1	1	4	.000	2	.500	0	0-0
Shot pct.....	.135	.082	22	Iraia Iturregi	5	0	1	1	3	.000	0	.000	0	0-0
Shots on goal-Attempts.	34-96	18-49	25	Victoria Damren	2	0	1	1	1	.000	0	.000	0	0-0
SOG pct.....	.354	.367	16	Colette Swensen	2	0	0	0	3	.000	1	.333	0	0-0
Shots/Game.....	19.2	9.8	3	Holly Peltzer	3	0	0	0	3	.000	1	.333	0	0-0
Assists.....	11	2	3	Onnie Trusty	3	0	0	0	2	.000	0	.000	0	0-0
GOAL BREAKDOWN.....			28	Becky Thompson	1	0	0	0	0	.000	0	.000	0	0-0
Total Goals.....	13	4	13	Maike Seuren	1	0	0	0	0	.000	0	.000	0	0-0
Penalty.....	0	0	9	Libby Ganeskis	5	0	0	0	0	.000	0	.000	0	0-0
Unassisted.....	3	3	1	Melissa Samokishyn	1	0	0	0	0	.000	0	.000	0	0-0
Overtime.....	0	0	0	Kimmy Diaz	1	0	0	0	0	.000	0	.000	0	0-0
CORNER KICKS.....	32	10	0	Ali Mims	5	0	0	0	0	.000	0	.000	0	0-0
Goals off corners.....	0	0		Total.....	5	13	11	37	96	.135	34	.354	4	0-0
PENALTY KICKS.....	0-0	0-0		Opponents.....	5	4	2	10	49	.082	18	.367	1	0-0
OFFSIDES.....	9	3												

PENALTIES.....	Yellow cards.....	Red cards.....	ATTENDANCE.....	Total.....	Dates/Avg Per Date.....	Neutral Site #/Avg.....	#	GOALTENDERS	GP	Minutes	GA	Avg	Sv	Pct	W	L	T	Sho
	4	0	4861	0	4/1215	1/8412	28	Becky Thompson	1	20:06	0	0.00	0	.000	0	0	0	0
							12	Libby Ganeskis	1	8:57	0	0.00	1	1.000	0	0	0	0
							1	Kimmy Diaz	1	24:54	0	0.00	0	.000	0	0	0	0
							0	Ali Mims	5	396:03	4	0.91	12	.750	4	1	0	1
								Total.....	5	450:00	4	0.80	14	.778	4	1	0	2
								Opponents.....	5	450:00	13	2.60	21	.618	1	4	0	0

GOALS BY PERIOD	1st	2nd	Total
Florida State.....	8	5	13
Opponents.....	3	1	4

SHOTS BY PERIOD	1st	2nd	Total
Florida State.....	60	36	96
Opponents.....	21	28	49

SAVES BY PERIOD	1st	2nd	Total
Florida State.....	7	7	14
Opponents.....	14	7	21

CORNER KICKS BY PRD	1st	2nd	Total
Florida State.....	22	10	32
Opponents.....	4	6	10

FOULS BY PERIOD	1st	2nd	Total
Florida State.....	20	39	59
Opponents.....	38	40	78

2006 Florida State Soccer  
 Florida State Overall Team Statistics (as of Nov 14, 2007)  
 2006 NCAA Tourney

Overall: 4-1-0    Conf: 0-0-0    Home: 4-0-0    Away: 0-0-0    Neut: 0-1-0

TEAM STATISTICS	FS	OPP
-----		
SHOT STATISTICS.....		
Goals-Shot attempts....	13-96	4-49
Goals scored average...	2.60	0.80
Shot pct.....	.135	.082
Shots on goal-Attempts.	34-96	18-49
SOG pct.....	.354	.367
Shots/Game.....	19.2	9.8
Assists.....	11	2
GOAL BREAKDOWN.....		
Total Goals.....	13	4
Penalty.....	0	0
Unassisted.....	3	3
Overtime.....	0	0
CORNER KICKS.....		
Goals off corners.....	0	0
PENALTY KICKS.....		
	0-0	0-0
OFFSIDES.....		
	9	3
PENALTIES.....		
Yellow cards.....	4	4
Red cards.....	0	1
ATTENDANCE.....		
Total.....	4861	0
Dates/Avg Per Date.....	4/1215	0/0
Neutral Site #/Avg.....	1/8412	

GOALS BY PERIOD	1st	2nd	Total
-----			
Florida State.....	8	5	- 13
Opponents.....	3	1	- 4

CORNER KICKS BY PRD	1st	2nd	Total
-----			
Florida State.....	22	10	- 32
Opponents.....	4	6	- 10

SHOTS BY PERIOD	1st	2nd	Total
-----			
Florida State.....	60	36	- 96
Opponents.....	21	28	- 49

FOULS BY PERIOD	1st	2nd	Total
-----			
Florida State.....	20	39	- 59
Opponents.....	38	40	- 78

SAVES BY PERIOD	1st	2nd	Total
-----			
Florida State.....	7	7	- 14
Opponents.....	14	7	- 21

OFFSIDES BY PERIOD	1st	2nd	Total
-----			
Florida State.....	6	3	- 9
Opponents.....	2	1	- 3

2006 Florida State Soccer  
 Florida State Overall Individual Statistics (as of Nov 14, 2007)  
 2006 NCAA Tourney

Overall: 4-1-0    Conf: 0-0-0    Home: 4-0-0    Away: 0-0-0    Neut: 0-1-0

##	Name	GP-GS	Min	-----SHOTS-----							YC-RC	GW	PK-ATT	FG	OT	HAT	GTG
				G	A	Pts	Sh	Shot%	SOG	SOG%							
7	Katrin Schmidt	5-5	405	3	1	7	12	.250	6	.500	0-0	0	0-0	0	0	1	0
8	Selin Kuralay	5-5	348	2	2	6	17	.118	4	.235	1-0	0	0-0	1	0	0	0
10	Kelly Rowland	5-5	396	2	2	6	15	.133	5	.333	0-0	2	0-0	2	0	0	0
2	India Trotter	5-5	368	2	0	4	9	.222	3	.333	0-0	1	0-0	0	0	0	0
19	Becky Edwards	5-5	405	1	1	3	4	.250	2	.500	0-0	1	0-0	0	0	0	0
18	Mami Yamaguchi	5-5	396	1	0	2	10	.100	5	.500	1-0	0	0-0	0	0	0	0
6	Brittney Marriott	1-0	54	1	0	2	3	.333	2	.667	0-0	0	0-0	0	0	0	0
4	Annie Stalzer	2-0	54	1	0	2	2	.500	1	.500	0-0	0	0-0	0	0	0	0
14	Kirsten van de Ven	5-2	321	0	1	1	8	.000	2	.250	0-0	0	0-0	0	0	0	0
5	Sarah Wagenfuhr	5-5	450	0	1	1	4	.000	2	.500	0-0	0	0-0	0	0	0	0
20	Iraia Iturregi	5-0	154	0	1	1	3	.000	0	.000	0-0	0	0-0	0	0	0	0
24	Victoria Damren	2-0	41	0	1	1	1	.000	0	.000	0-0	0	0-0	0	0	0	0
22	Toby Ranck	5-5	311	0	1	1	0	.000	0	.000	0-0	0	0-0	0	0	0	0
25	Colette Swensen	2-0	91	0	0	0	3	.000	1	.333	1-0	0	0-0	0	0	0	0
16	Holly Peltzer	3-0	93	0	0	0	3	.000	1	.333	0-0	0	0-0	0	0	0	0
3	Onnie Trusty	3-3	81	0	0	0	2	.000	0	.000	1-0	0	0-0	0	0	0	0
28	Becky Thompson	1-0	20	0	0	0	0	.000	0	.000	0-0	0	0-0	0	0	0	0
13	Maike Seuren	1-0	45	0	0	0	0	.000	0	.000	0-0	0	0-0	0	0	0	0
12	Libby Gianceskis	5-5	450	0	0	0	0	.000	0	.000	0-0	0	0-0	0	0	0	0
9	Melissa Samokishyn	1-0	45	0	0	0	0	.000	0	.000	0-0	0	0-0	0	0	0	0
1	Kimmy Diaz	1-0	25	0	0	0	0	.000	0	.000	0-0	0	0-0	0	0	0	0
0	Ali Mims	5-5	396	0	0	0	0	.000	0	.000	0-0	0	0-0	0	0	0	0
Total.....		5	-	13	11	37	96	.135	34	.354	4-0	4	0-0	3	0	1	0
Opponents.....		5	-	4	2	10	49	.082	18	.367	4-1	1	0-0	2	0	0	0

##	Name	GP-GS	Minutes	---GOAL AVERAGE---		--SAVES--		----RECORD----			Shots	
				GA	Avg	Saves	Pct	W	L	T	Sho	Faced
28	Becky Thompson	1-0	20:06	0	0.00	0	.000	0	0	0	0	2
12	Libby Gianceskis	1-0	8:57	0	0.00	1	1.000	0	0	0	0	2
1	Kimmy Diaz	1-0	24:54	0	0.00	0	.000	0	0	0	0	1
0	Ali Mims	5-5	396:03	4	0.91	12	.750	4	1	0	1	43
TM Team			0:00	0	0.00	1	1.000	0	0	0	1	0
Total.....		5	450:00	4	0.80	14	.778	4	1	0	2	48
Opponents.....		5	450:00	13	2.60	21	.618	1	4	0	0	96

Team saves: 1

GOALS BY PERIOD	1st	2nd	Total
Florida State.....	8	5	13
Opponents.....	3	1	4

SHOTS BY PERIOD	1st	2nd	Total
Florida State.....	60	36	96
Opponents.....	21	28	49

SAVES BY PERIOD	1st	2nd	Total
Florida State.....	7	7	14
Opponents.....	14	7	21

CORNER KICKS BY PRD	1st	2nd	Total
Florida State.....	22	10	32
Opponents.....	4	6	10

FOULS BY PERIOD	1st	2nd	Total
Florida State.....	20	39	59
Opponents.....	38	40	78

ATTENDANCE SUMMARY	FS	OPP
Total.....	4861	0
Dates/Avg Per Date.....	4/1215	0/0
Neutral Site #/Avg.....	1/8412	

2006 Florida State Soccer  
 Florida State Category Leaders (as of Nov 14, 2007)  
 2006 NCAA Tourney

##	POINTS	GP	G	A	Pts	Shots
7	Katrin Schmidt	5	3	1	7	12
8	Selin Kuralay	5	2	2	6	17
10	Kelly Rowland	5	2	2	6	15
2	India Trotter	5	2	0	4	9
19	Becky Edwards	5	1	1	3	4
18	Mami Yamaguchi	5	1	0	2	10
6	Brittney Marriott	1	1	0	2	3
4	Annie Stalzer	2	1	0	2	2
14	Kirsten van de Ven	5	0	1	1	8
5	Sarah Wagenfuhr	5	0	1	1	4

##	GOALS	GP	G	A	Pts	Shots
7	Katrin Schmidt	5	3	1	7	12
8	Selin Kuralay	5	2	2	6	17
10	Kelly Rowland	5	2	2	6	15
2	India Trotter	5	2	0	4	9
6	Brittney Marriott	1	1	0	2	3
4	Annie Stalzer	2	1	0	2	2
19	Becky Edwards	5	1	1	3	4
18	Mami Yamaguchi	5	1	0	2	10

##	GAME WINNING GOALS	GP	GWG
10	Kelly Rowland	5	2
19	Becky Edwards	5	1
2	India Trotter	5	1

##	ASSISTS	GP	G	A	Pts	Shots
10	Kelly Rowland	5	2	2	6	15
8	Selin Kuralay	5	2	2	6	17
24	Victoria Damren	2	0	1	1	1
14	Kirsten van de Ven	5	0	1	1	8
5	Sarah Wagenfuhr	5	0	1	1	4
20	Iraia Iturregi	5	0	1	1	3
22	Toby Ranck	5	0	1	1	0
19	Becky Edwards	5	1	1	3	4
7	Katrin Schmidt	5	3	1	7	12

##	SHOTS	GP	G	A	Sh	Shot%
8	Selin Kuralay	5	2	2	17	.118
10	Kelly Rowland	5	2	2	15	.133
7	Katrin Schmidt	5	3	1	12	.250
18	Mami Yamaguchi	5	1	0	10	.100
2	India Trotter	5	2	0	9	.222
14	Kirsten van de Ven	5	0	1	8	.000
19	Becky Edwards	5	1	1	4	.250
5	Sarah Wagenfuhr	5	0	1	4	.000
6	Brittney Marriott	1	1	0	3	.333
16	Holly Peltzer	3	0	0	3	.000

##	SHOT PCT	GP	G	A	Sh	Shot%
4	Annie Stalzer	2	1	0	2	.500
6	Brittney Marriott	1	1	0	3	.333
7	Katrin Schmidt	5	3	1	12	.250
19	Becky Edwards	5	1	1	4	.250
2	India Trotter	5	2	0	9	.222
10	Kelly Rowland	5	2	2	15	.133
8	Selin Kuralay	5	2	2	17	.118
18	Mami Yamaguchi	5	1	0	10	.100
14	Kirsten van de Ven	5	0	1	8	.000
5	Sarah Wagenfuhr	5	0	1	4	.000

##	SHOTS ON GOAL	GP	G	A	Sh	SOG	SOG%
7	Katrin Schmidt	5	3	1	12	6	.500
10	Kelly Rowland	5	2	2	15	5	.333
18	Mami Yamaguchi	5	1	0	10	5	.500
8	Selin Kuralay	5	2	2	17	4	.235
2	India Trotter	5	2	0	9	3	.333
14	Kirsten van de Ven	5	0	1	8	2	.250
5	Sarah Wagenfuhr	5	0	1	4	2	.500
19	Becky Edwards	5	1	1	4	2	.500
6	Brittney Marriott	1	1	0	3	2	.667
25	Colette Swensen	2	0	0	3	1	.333

##	SOG PCT	GP	G	A	Sh	SOG	SOG%
6	Brittney Marriott	1	1	0	3	2	.667
7	Katrin Schmidt	5	3	1	12	6	.500
18	Mami Yamaguchi	5	1	0	10	5	.500
19	Becky Edwards	5	1	1	4	2	.500
5	Sarah Wagenfuhr	5	0	1	4	2	.500
4	Annie Stalzer	2	1	0	2	1	.500
10	Kelly Rowland	5	2	2	15	5	.333
2	India Trotter	5	2	0	9	3	.333
25	Colette Swensen	2	0	0	3	1	.333
16	Holly Peltzer	3	0	0	3	1	.333

##	CAUTIONS	GP	YC
TM	Team	5	0



2005 Florida State Soccer  
 Florida State Overall Team Statistics (as of Nov 14, 2007)  
 2005 NCAA Tourney

Overall: 3-1-1 Conf: 0-0-0 Home: 1-0-0 Away: 0-0-1 Neut: 2-1-0

TEAM STATISTICS	FS	OPP
-----		
SHOT STATISTICS.....		
Goals-Shot attempts....	8-54	7-76
Goals scored average...	1.53	1.34
Shot pct.....	.148	.092
Shots on goal-Attempts.	21-54	39-76
SOG pct.....	.389	.513
Shots/Game.....	10.8	15.2
Assists.....	6	8
GOAL BREAKDOWN.....		
Total Goals.....	8	7
Penalty.....	0	0
Unassisted.....	3	1
Overtime.....	0	0
CORNER KICKS.....		
Goals off corners.....	15	19
PENALTY KICKS.....	0-0	0-0
OFFSIDES.....	21	13
PENALTIES.....		
Fouls.....	62	64
Yellow cards.....	3	2
Red cards.....	0	0
ATTENDANCE.....		
Total.....	802	2518
Dates/Avg Per Date.....	1/802	1/2518
Neutral Site #/Avg.....	3/2437	

GOALS BY PERIOD	1st	2nd	OT	OT2	Total
-----					
Florida State.....	3	5	0	0	8
Opponents.....	2	5	0	0	7

CORNER KICKS BY PRD	1st	2nd	OT	OT2	Total
-----					
Florida State.....	8	7	0	0	15
Opponents.....	9	9	0	1	19

SHOTS BY PERIOD	1st	2nd	OT	OT2	Total
-----					
Florida State.....	23	27	2	2	54
Opponents.....	33	37	2	4	76

FOULS BY PERIOD	1st	2nd	OT	OT2	Total
-----					
Florida State.....	32	28	1	1	62
Opponents.....	29	33	1	1	64

SAVES BY PERIOD	1st	2nd	OT	OT2	Total
-----					
Florida State.....	13	16	1	2	32
Opponents.....	3	8	1	1	13

OFFSIDES BY PERIOD	1st	2nd	OT	OT2	Total
-----					
Florida State.....	12	9	0	0	21
Opponents.....	4	9	0	0	13

2005 Florida State Soccer  
 Florida State Overall Individual Statistics (as of Nov 14, 2007)  
 2005 NCAA Tourney

Overall: 3-1-1    Conf: 0-0-0    Home: 1-0-0    Away: 0-0-1    Neut: 2-1-0

##	Name	GP-GS	Min	-----SHOTS-----							YC-RC	GW	PK-ATT	FG	OT	HAT	GTG	Foul
				G	A	Pts	Sh	Shot%	SOG	SOG%								
2	India Trotter	5-5	470	5	0	10	18	.278	9	.500	0-0	3	0-0	2	0	0	0	1
6	Selin Kuralay	5-5	445	1	1	3	9	.111	5	.556	0-0	0	0-0	1	0	0	0	5
10	Kelly Rowland	5-5	470	1	1	3	2	.500	1	.500	0-0	0	0-0	1	0	0	0	3
16	Holly Peltzer	4-0	144	1	0	2	3	.333	2	.667	0-0	0	0-0	0	0	0	0	2
7	Viola Odebrecht	5-5	470	0	1	1	9	.000	0	.000	0-0	0	0-0	0	0	0	0	3
14	Katrin Schmidt	5-5	470	0	1	1	2	.000	1	.500	0-0	0	0-0	0	0	0	0	0
25	Colette Swensen	4-0	129	0	1	1	1	.000	1	1.000	0-0	0	0-0	0	0	0	0	1
9	Melissa Samokishyn	5-2	303	0	1	1	1	.000	0	.000	1-0	0	0-0	0	0	0	0	3
20	Mami Yamaguchi	5-5	459	0	0	0	5	.000	2	.400	0-0	0	0-0	0	0	0	0	2
5	Sarah Wagenfuhr	5-5	470	0	0	0	2	.000	0	.000	0-0	0	0-0	0	0	0	0	3
13	Kirsten van de Ven	2-2	109	0	0	0	1	.000	0	.000	0-0	0	0-0	0	0	0	0	3
3	Teresa Rivera	5-5	470	0	0	0	1	.000	0	.000	2-0	0	0-0	0	0	0	0	2
21	Sarah Rosseau	1-1	46	0	0	0	0	.000	0	.000	0-0	0	0-0	0	0	0	0	0
12	Libby Gianceskis	5-5	237	0	0	0	0	.000	0	.000	0-0	0	0-0	0	0	0	0	2
8	Alli Ferreri	1-0	8	0	0	0	0	.000	0	.000	0-0	0	0-0	0	0	0	0	0
Total.....		5	-	8	6	22	54	.148	21	.389	3-0	3	0-0	4	0	0	0	62
Opponents.....		5	-	7	8	22	76	.092	39	.513	2-0	1	0-0	1	0	0	1	64

##	Name	GP-GS	Minutes	---GOAL AVERAGE---		--SAVES--		----RECORD----			Shots	
				GA	Avg	Saves	Pct	W	L	T	Sho	Faced
0	Ali Mims	5-5	470:00	7	1.34	27	.794	3	1	1	1	71
TM	Team		0:00	0	0.00	5	1.000	0	0	0	0	0
Total.....		5	470:00	7	1.34	32	.821	3	1	1	1	71
Opponents.....		5	470:00	8	1.53	13	.619	1	1	1	1	54

Team saves: 5

GOALS BY PERIOD	1st	2nd	OT	OT2	Total
Florida State.....	3	5	0	0	8
Opponents.....	2	5	0	0	7

CORNER KICKS BY PRD	1st	2nd	OT	OT2	Total
Florida State.....	8	7	0	0	15
Opponents.....	9	9	0	1	19

SHOTS BY PERIOD	1st	2nd	OT	OT2	Total
Florida State.....	23	27	2	2	54
Opponents.....	33	37	2	4	76

FOULS BY PERIOD	1st	2nd	OT	OT2	Total
Florida State.....	32	28	1	1	62
Opponents.....	29	33	1	1	64

SAVES BY PERIOD	1st	2nd	OT	OT2	Total
Florida State.....	13	16	1	2	32
Opponents.....	3	8	1	1	13

ATTENDANCE SUMMARY	FS	OPP
Total.....	802	2518
Dates/Avg Per Date.....	1/802	1/2518
Neutral Site #/Avg.....	3/2437	

2005 Florida State Soccer  
 Florida State Category Leaders (as of Nov 14, 2007)  
 2005 NCAA Tourney

##	POINTS	GP	G	A	Pts	Shots
2	India Trotter	5	5	0	10	18
6	Selin Kuralay	5	1	1	3	9
10	Kelly Rowland	5	1	1	3	2
16	Holly Peltzer	4	1	0	2	3
7	Viola Odebrecht	5	0	1	1	9
14	Katrin Schmidt	5	0	1	1	2
25	Colette Swensen	4	0	1	1	1
9	Melissa Samokishyn	5	0	1	1	1

##	GOALS	GP	G	A	Pts	Shots
2	India Trotter	5	5	0	10	18
16	Holly Peltzer	4	1	0	2	3
10	Kelly Rowland	5	1	1	3	2
6	Selin Kuralay	5	1	1	3	9

##	GAME WINNING GOALS	GP	GWG
2	India Trotter	5	3

##	ASSISTS	GP	G	A	Pts	Shots
9	Melissa Samokishyn	5	0	1	1	1
6	Selin Kuralay	5	1	1	3	9
10	Kelly Rowland	5	1	1	3	2
7	Viola Odebrecht	5	0	1	1	9
14	Katrin Schmidt	5	0	1	1	2
25	Colette Swensen	4	0	1	1	1

##	SHOTS	GP	G	A	Sh	Shot%
2	India Trotter	5	5	0	18	.278
6	Selin Kuralay	5	1	1	9	.111
7	Viola Odebrecht	5	0	1	9	.000
20	Mami Yamaguchi	5	0	0	5	.000
16	Holly Peltzer	4	1	0	3	.333
14	Katrin Schmidt	5	0	1	2	.000
10	Kelly Rowland	5	1	1	2	.500
5	Sarah Wagenfuhr	5	0	0	2	.000
25	Colette Swensen	4	0	1	1	.000
3	Teresa Rivera	5	0	0	1	.000

##	SHOT PCT	GP	G	A	Sh	Shot%
10	Kelly Rowland	5	1	1	2	.500
16	Holly Peltzer	4	1	0	3	.333
2	India Trotter	5	5	0	18	.278
6	Selin Kuralay	5	1	1	9	.111
7	Viola Odebrecht	5	0	1	9	.000
20	Mami Yamaguchi	5	0	0	5	.000
14	Katrin Schmidt	5	0	1	2	.000
5	Sarah Wagenfuhr	5	0	0	2	.000
9	Melissa Samokishyn	5	0	1	1	.000
13	Kirsten van de Ven	2	0	0	1	.000

##	SHOTS ON GOAL	GP	G	A	Sh	SOG	SOG%
2	India Trotter	5	5	0	18	9	.500
6	Selin Kuralay	5	1	1	9	5	.556
20	Mami Yamaguchi	5	0	0	5	2	.400
16	Holly Peltzer	4	1	0	3	2	.667
10	Kelly Rowland	5	1	1	2	1	.500
14	Katrin Schmidt	5	0	1	2	1	.500
25	Colette Swensen	4	0	1	1	1	1.000

##	SOG PCT	GP	G	A	Sh	SOG	SOG%
25	Colette Swensen	4	0	1	1	1	1.000
16	Holly Peltzer	4	1	0	3	2	.667
6	Selin Kuralay	5	1	1	9	5	.556
2	India Trotter	5	5	0	18	9	.500
14	Katrin Schmidt	5	0	1	2	1	.500
10	Kelly Rowland	5	1	1	2	1	.500
20	Mami Yamaguchi	5	0	0	5	2	.400
7	Viola Odebrecht	5	0	1	9	0	.000
5	Sarah Wagenfuhr	5	0	0	2	0	.000
13	Kirsten van de Ven	2	0	0	1	0	.000

##	CAUTIONS	GP	YC
3	Teresa Rivera	5	2
9	Melissa Samokishyn	5	1
6	Selin Kuralay	5	0
2	India Trotter	5	0
10	Kelly Rowland	5	0
20	Mami Yamaguchi	5	0
7	Viola Odebrecht	5	0
5	Sarah Wagenfuhr	5	0
13	Kirsten van de Ven	2	0
TM	Team	4	0



# 2008 NCAA Division I Women's SOCCER CHAMPIONSHIP



\*Host institution for preliminary round games.  
Order of semifinal games will be determined after quarterfinal round games are completed.  
Second semifinal game will begin play 45 minutes after the conclusion of the first game.  
All times local.