



FLORIDA STATE SOCCER 2011

2007 NATIONAL FINALISTS ~ 5 COLLEGE CUPS - 2003, 05, 06, 07, 11
 12 NCAA TOURNAMENT APPEARANCES - 2000, 01, 02, 03, 04, 05, 06, 07, 08, 09, 10, 11
 2009 ACC REGULAR SEASON CHAMPIONS ~ 2011 ACC CHAMPIONS

2011 SEASON

Overall:	18-7-1
Home:	9-2-0
Away:	6-4-0
Neutral:	3-1-1
ACC:	5-5-0

2011 SEMINOLE SCHEDULE

AUGUST

Fri 19	at #13/19 Oregon State	W, 1-0
Sun 21	at #11/7 Portland	L, 1-2
Fri 26	New Mexico	W, 1-0
Sun 28	North Florida	W, 5-0

SEPTEMBER

Fri 2	#12/11 Marquette	W, 3-1
Sun 4	at UAB	W, 4-0
Fri 9	at #8/9 Florida	W, 3-2
Sun 11	Mercer	W, 4-0
Thurs 15	at #21/13 Wake Forest* (RSN)	L, 0-2
Sun 18	at #4/5 Duke*	L, 1-2
Thurs 22	at Clemson*	W, 6-2
Thurs 29	#9/11 North Carolina* (E3)	L, 0-2

OCTOBER

Sun 2	NC State*	W, 2-0
Sat 8	at #8/16 Virginia*	(ot) L, 3-4
Thurs 13	#10/16 Maryland*	L, 0-3
Sun 16	#4/9 Boston College*	W, 1-0
Sun 23	Miami*	W, 4-2
Thurs 27	at #25/- Virginia Tech*	W, 2-0
Sun 30	at #8/11 North Carolina** ..(2ot)	W, 1-0

NOVEMBER

Fri 4	vs. #6/5 Virginia (E3)**	W, 2-1
Sun 6	vs. #8/9 Wake Forest (EU)**(2ot)	T, 1-1 (Cary, N.C. - WakeMed Park)
Fri 11	Samford ^	W, 2-0
Fri 18	vs. Portland ^^	W, 3-1
Sun 20	vs. Louisville ^^	W, 2-0
Fri 25	#8/8 Virginia ^	W, 3-0

DECEMBER

Fri 2	vs. #1/1 Stanford (EU/E3) %	L, 0-3
-------	-----------------------------	--------

bold denotes home match; * denotes ACC match; ** denotes ACC Tournament; ^ denotes NCAA Tournament; ^^ denotes NCAA Tournament in Memphis, TN; % denotes College Cup in Kennesaw, Ga.; TV - RSN denotes Regional Sports Network;

E3 - ESPN3.com; EU - ESPNU

SEMINOLE SEASON WRAP-UP

* Florida State closed out the season with an overall record of 18-7-1. The 18 wins tied for the third most in school history equaling the win output from the 2006 and 2007 seasons. With head coach Mark Krikorian at the helm, FSU has registered at least 16 wins in each of his first seven seasons.

* The Seminoles captured their first ACC Championship in 2011 downing Wake Forest, 3-1 in penalty kicks. As the sixth-seed, FSU became the lowest seeded team to win the league title and added to its series of firsts by handing North Carolina (quarterfinals) its first-ever loss in the ACC Tournament and then defeating Virginia (semifinals) for the first time in school history.

* Redshirt sophomore goalkeeper Kelsey Wys was named Tournament MVP after stopping three Wake Forest penalty kicks and finishing the tournament with a 0.59 GAA and 10 saves allowing just two goals in 305 minutes of action. Five Seminoles were named to the All-Tournament team as Wys was joined by Toni Pressley, Janice Cayman, Tiffany McCarty and Jessica Price.

* Florida State earned an automatic bid into the NCAA Tournament after claiming the 2011 Atlantic Coast Conference championship for the first time in school history. The berth marked the Seminoles 12th consecutive appearance in the NCAA Tournament. After not reaching the postseason in its first five years, the Seminoles are just one of 11 schools out of 316 playing Division I soccer that have gone to 12 consecutive tournaments. Of those 11 schools, four hail from the ACC (Florida State, North Carolina, Virginia and Wake Forest).

* The Seminoles returned to the College Cup in 2011 for the fifth time in school history and for the first time since a string of three straight trips from 2005-2007. The five College Cup appearances are tied for the eighth most in NCAA Tournament history (Colorado College and Stanford). Since 2003, FSU's five College Cup appearances are the most of any other school in the ACC and the third most nationally trailing only UCLA (7) and Notre Dame (6).

* Florida State is 34-11-2 all-time in the NCAA Tournament, good for a .745 winning percentage. It is the fourth-best winning percentage and eighth most wins in the history of the NCAA Tournament.

* The 2011 Seminole squad finished the season with 172 points on 55 goals and 62 assists. Redshirt junior Tiffany McCarty returned to form after missing the entire 2010 season and led FSU in scoring with 42 points on 18 goals and six assists. Defensively, the Seminoles recorded 12 shutouts reaching double-digit shutouts for the seventh year in a row.

* Florida State was one of just three schools nationally to have at least three student-athletes honored as All-Americans by the NSCAA joining Stanford (4) and Memphis (3). Tiffany McCarty and Ines Jaurena were named to the second team and Tori Huster earned third team accolades. The three honorees led all schools in the ACC. McCarty also picked up first team MVP honors from Soccer America, while Dagny Brynjarsdottir was named a first team Freshman All-American.

* Tiffany McCarty became Florida State's all-time career leader in points, goals and shots in 2011. The Laurel, Md., native moved passed Cindy Schofield for both points (102) and goals (40) and Mami Yamaguchi (218) as the all-time shots leader. McCarty already holds the school records for points, goals, shots and multi-goal games in ACC games only.

2011 STAT LEADERS

Points

Tiffany McCarty	42 (18G, 6A)
Janice Cayman	20 (7G, 6A)
Jessica Price	17 (4G, 9A)
Tori Huster	16 (6G, 4A)

Goals

Tiffany McCarty	18
Janice Cayman	7

Assists

Jessica Price	9
Janice Cayman	6
Jamia Fields	6
Tiffany McCarty	6

Game-Winning Goals

Tiffany McCarty	4
Ines Jaurena	3

Game-Winning Assists

Jessica Price	4
Jamia Fields	2
Tiffany McCarty	2
Katie Riley	2

GAA (minimum 3 GP)

Kelsey Wys	1.01
Taylor Vancil	1.33

Saves

Kelsey Wys	61
------------	----



FSU IN THE NCAA TOURNAMENT

ALL-TIME RECORDS

FSU'S All-Time Records

All-Time Tourney Record.....	34-11-2 (12 app.)
Goals FSU/Opp.....	97-46
Record when scoring first.....	30-0-1
Record when opponent scores first.....	4-11-0
Record in overtime games.....	4-0-2
Record in overtime pk's.....	1-1
Record when out shooting opponents.....	26-4-0
Record when opponent out shoots FSU.....	7-6-2
Record when shots are tied.....	1-1-0
Round of 16.....	10
Quarterfinals.....	8
Semifinals.....	5
Finals.....	1
Championships.....	0
At Home.....	23-1-0
Away.....	4-5-1
Neutral.....	7-5-1

FSU Versus Opponents in NCAA Tourney

Auburn.....	4-0-0
Boston College.....	1-0-1
California.....	3-0-0
UCLA.....	0-1-0
Clemson.....	1-2-0
Connecticut.....	1-2-0
Dartmouth.....	1-0-0
Florida.....	2-0-0
Florida Atlantic.....	1-0-0
Illinois.....	2-0-0
Jacksonville.....	2-0-0
Kennesaw State.....	1-0-0
Louisville.....	1-0-0
LSU.....	1-0-0
Marquette.....	1-0-0
Middle Tennessee.....	1-0-0
Mississippi.....	1-0-0
Mississippi Valley State.....	1-0-0
North Carolina.....	0-0-1
Notre Dame.....	1-3-0
Portland.....	1-0-0
Samford.....	1-0-0
South Florida.....	1-0-0
Stanford.....	0-2-0
Southeastern Louisiana.....	1-0-0
Southern California.....	0-1-0
Texas.....	1-0-0
Texas A&M.....	1-0-0
Virginia.....	1-0-0
West Virginia.....	1-0-0
Totals.....	34-11-2

FSU's NCAA Tourney Progression Chart

First Round Record.....	11-0-1 (.958)
Second Round Record.....	10-1-0 (.909)
Third Round Record.....	8-2-0 (.800)
Quarterfinal Record.....	4-3-1 (.563)
Semifinal Record.....	1-4-0 (.200)
Finals Record.....	0-1-0 (.000)
All-Time Record.....	34-11-2 (.761)

FSU's NCAA Tourney Year-by-Year Record

2000.....	2-1-0	2006.....	4-1-0
2001.....	1-1-0	2007.....	5-1-0
2002.....	2-1-0	2008.....	3-1-0
2003.....	4-1-0	2009.....	3-1-0
2004.....	0-0-1	2010.....	3-1-0
2005.....	3-1-1	2011.....	4-1-0

Florida State sits at 34-11-2 all-time in the NCAA Tournament, good for a .745 winning percentage. It is the fourth-best winning percentage among teams that have played 10 or more games. Making their 12th straight NCAA Tournament appearance, FSU's 34 wins are the eighth most in NCAA history. Only three teams in NCAA history have averaged more wins per NCAA Tournament trips than FSU.

All-time NCAA Tournament Wins and Wins Per Trip

School	Wins	Trips	Wins/Trip	Win Pct.
*North Carolina (110-8-2).....	110	30	3.67	.925
*Notre Dame (59-16-1).....	59	19	3.11	.783
*UCLA (44-14-3).....	44	16	2.75	.746
*Florida State (34-11-2).....	34	12	2.83	.745
*Portland (47-15-5).....	47	19	2.47	.739
*Penn State (33-16-1).....	33	17	1.94	.670
*Santa Clara (42-20-3).....	42	22	1.91	.669
*Stanford (35-18-4).....	35	21	1.67	.649
Nebraska (15-9-1).....	15	10	1.50	.620
*Florida (22-13-3).....	22	15	1.47	.618
Connecticut (44-28-2).....	44	28	1.57	.608

(* denotes teams that played in the 2011 NCAA Tournament)

For the seventh straight season and eighth time overall, Florida State received a national seed in the NCAA Tournament. After winning the 2011 ACC Championship, the Seminoles were recognized as one of four No. 1 national seeds and one of three schools out of the ACC to earn that distinction joining Duke and Wake Forest. It marked the second time FSU earned a top national seed with the first coming in 2009. Florida State has been a No. 2 seed four times 2005, 2006, 2008 and 2010. Florida State entered the NCAA Tournament as a No. 3 seed in 2007. The only other time the Seminoles received a national seed was in 2003 and in that year the team was seeded 11th. With a berth in the national semifinals in 2011, FSU has advanced to the College Cup five times as a national seed.

Florida State is unbeaten in six previous overtime games in NCAA Tournament play and has never allowed a goal during the extra period, a span covering 102 minutes and 53 seconds of overtime play. The Seminoles defeated Auburn (2003), West Virginia (2003), Connecticut (2007) and Texas A&M (2009), while tying Boston College (2004) and North Carolina (2005). All six games have gone into double overtime.

The Seminoles outscored the opposition 10-4 in the 2011 NCAA Tournament. It marked the fourth time in 12 NCAA Tournament appearances that FSU reached double-digits in goals. Florida State scored a school-record 17 goals during the 2007 NCAA Tournament - the same year the Seminoles played for the national championship.

FSU recorded three shutouts in a single NCAA Tournament for the third time in school history (Samford 2-0, Louisville 2-0, Virginia 3-0) in 2011. The Seminoles set the school record with three shutouts in 2007 blanking Kennesaw State 3-0, LSU 4-0 and Texas 4-0 en route to playing for the national championship. FSU then returned in 2008 and opened the tournament with three straight shutouts. In 47 all-time NCAA Tournament games, Florida State has recorded 19 shutouts and has been shut out 11 times.

The first NCAA Tournament game ever played by the Seminoles and ever played in Tallahassee came against Jacksonville in 2000. FSU went on to beat the Dolphins 4-1.

Following wins over Samford and Portland, Florida State improved to 21-1-1 all-time in the first and second rounds of the NCAA Tournament.

The Atlantic Coast Conference once again showed why it's one of the best soccer conferences in the nation. Not only did the ACC lead all conferences with a record nine teams selected to the NCAA Tournament in 2011, but the league was represented by half the field in the Sweet 16, half the field in the Elite Eight and was represented with three teams in the College Cup. The Duke Blue Devils went on to finish the season as the national runner-up. The ACC also earned six national seeds including three No. 1 seeds. The ACC finished the NCAA Tournament with an overall record of 23-7-2.

No. 1 seed - Duke, Florida State, Wake Forest

No. 2 seed - Virginia

No. 3 seed - North Carolina

No. 4 seed - Boston College

Florida State has registered at least two or more wins in 10 of 12 postseason appearances including at least three wins in seven straight seasons - all since head coach Mark Krikorian arrived on campus. The only time FSU did not secure at least two wins in the NCAA Tournament were in 2001 (1-1) and 2004 (0-0-1).

Florida State finished the year playing 21 games against 16 schools that participated in the 2011 NCAA Tournament. Seven of those schools received a national seed, while the Seminoles played each one of the schools that earned a No. 1 national seed. FSU registered a 13-7-1 record against these schools posting five wins against schools receiving a national seed.

THE SEMINOLES IN THE NCAA TOURNAMENT

NCAA TOURNEY HISTORY

2000 - (2-1-0)

First Round - Tallahassee, Fla.

Florida State 4..... Jacksonville 1

Second Round - Gainesville, Fla.

Florida State 2..... Florida 1

Third Round - Clemson, S.C.

Clemson 2..... Florida State 0

2001 - (1-1-0)

First & Second Round - Clemson, S.C.

Florida State 1..... Auburn 0

Clemson 1..... Florida State 0

2002 - (2-1-0)

First & Second Rounds - Tallahassee, Fla.

Florida State 2..... Mississippi 0

Florida State 2..... Auburn 1

Third Round - Storrs, Conn.

Connecticut 1..... Florida State 0

2003 - (4-1-0)

First & Second Rounds - Tallahassee, Fla.

Florida State 5..... Dartmouth 0

Florida State 2..... Auburn 1 (2OT)

Third Round - Morgantown, WV

Florida State 3..... West Virginia 2 (2OT)

Quarterfinals - Gainesville, Fla.

Florida State 2..... Florida 1

Semifinals - Cary, N.C.

Connecticut 2..... Florida State 0

2004 - (0-0-1)

First Round - Gainesville, Fla.

Boston College 0..... Florida State 0 (2OT)
(BC advances on pks, 3-1)

2005 - (3-1-1)

First & Second Rounds - Gainesville, Fla.

Florida State 3..... Florida Atlantic 0

Florida State 2..... Illinois 1

Third Round - Tallahassee, Fla.

Florida State 2..... California 1

Quarterfinals - Chapel Hill, N.C.

Florida State 1..... North Carolina 1 (2OT)
(FSU advances on pks, 5-4)

Semifinals - College Station, Texas

UCLA 4..... Florida State 0

2006 - (4-1-0)

First & Second Rounds - Tallahassee, Fla.

Florida State 6..... Jacksonville 0

Florida State 3..... California 1

Third Round - Tallahassee, Fla.

Florida State 1..... Illinois 0

Quarterfinals - Tallahassee, Fla.

Florida State 2..... Clemson 1

Semifinals - Cary, N.C.

Notre Dame 2..... Florida State 1

2007 - (5-1-0)

First & Second Rounds - Tallahassee, Fla.

Florida State 3..... Kennesaw State 0

Florida State 4..... LSU 0

Third Round - Tallahassee, Fla.

Florida State 4..... Texas 0

Quarterfinals - Tallahassee, Fla.

Florida State 3..... Connecticut 2 (2OT)

Semifinals - College Station, Texas

Florida State 3..... Notre Dame 2

Finals - College Station, Texas

Southern California 2..... Florida State 0

FSU IN THE NCAA TOURNAMENT (TEAM RECORDS)

Most goals scored: 7 vs. Mississippi Valley State (2008)

Most goals allowed: 5 vs. Stanford (2010)

Least goals scored: 0 (11 times) vs. Connecticut (2002 & 2003), Clemson (2000 & 2001), Boston College (2004), UCLA (2005), Southern California (2007), Notre Dame (2008 & 2009), Stanford (2010 & 2011)

Least goals allowed: 0 (19 times) vs. Auburn (2001), Ole Miss (2002), Dartmouth (2003), BC (2004), FAU (2005), Jacksonville (2006), Illinois (2006), Kennesaw State (2007), LSU (2007), Texas (2007), MVSU (2008), Auburn (2008), BC (2008), California (2009), MTSU (2010), Marquette (2010), Samford (2011), Louisville (2011), Virginia (2011)

Most shots taken: 36 vs. Jacksonville (2006)

Most shots allowed: 31 vs. North Carolina (2005)

Least shots taken: 2 vs. Clemson (2000)

Least shots allowed: 0 vs. Mississippi Valley State (2008)

Most corner kicks: 14 vs. Southeastern Louisiana (2009)

Most corner kicks allowed: 10 vs. North Carolina (2005)

Least corner kicks: 1 (4 times) vs. Clemson (2000), Ole Miss (2002), Notre Dame (2007), Portland (2011)

Least corner kick's allowed: 0 (5 times) vs. Florida (2003), JU (2006), Clemson (2006), Kennesaw St (2007), Samford (2011)

Most saves: 13 vs. North Carolina (2005)

Least saves: 0 (4 times) vs. FAU (2005), Mississippi Valley State (2008), Samford (2011), Stanford (2011)

Most fouls committed: 16 (3 times) vs. California (2005), Clemson (2006), Notre Dame (2007)

Least fouls committed: 1 (Twice) vs. LSU (2007), Portland (2011)

Consecutive mins without allowing a goal: 324:34 (Notre Dame, 2006 - Connecticut, 2007)

Most shots in 1st half: 21 vs. Jacksonville (2006)

Least shots in 1st half: 1 (3 times) vs. Clemson (2000), Connecticut (2002), Florida (2003)

Most shots in 2nd half: 17 vs. Auburn (2008)

Least shots in 2nd half: 1 vs. Clemson

OT goals: 1 vs. Auburn (2003), West Virginia (2003), Connecticut (2007), Texas A&M (2009)

Most goals in 1st half: 4 vs. Jacksonville (2006), Southeastern Louisiana (2009)

Most goals allowed in 1st half: 2 (4 times) vs. UCLA (2005), Notre Dame (2006 & 2009), Stanford (2011)

Most goals scored in 2nd half: 4 vs. Dartmouth (2003), Mississippi Valley State (2008)

Most goals allowed in 2nd half: 4 vs. Stanford (2010)

Least goals scored in 1st half: 0 (19 times) vs. Auburn (2001 & 2003), Connecticut (2002 & 2003), Clemson (2000 & 2001), Jacksonville (2000), Boston College (2004), UCLA (2005), Clemson (2006), Notre Dame (2006), Southern California (2007), BC (2008), Notre Dame (2008), Texas A&M (2009), Notre Dame (2009), Stanford (2010 & 2011), Samford (2011)

Least goals allowed in 1st half: 0 (29 times) vs. Dartmouth (2003), Ole Miss (2002), Auburn (2001 & 2002), Clemson (2001), Jacksonville (2000), Connecticut (2003), Boston College (2004), FAU (2005), Illinois (2005), California (2005), North Carolina (2005), Jacksonville (2006), Illinois (2006), Kennesaw St (2007), LSU (2007), Texas (2007), MVSU (2008), Auburn (2008), BC (2008), California (2009), Texas A&M (2009), Notre Dame (2009), Middle Tennessee (2010), Marquette (2010), Samford (2011), Portland (2011), Louisville (2011), Virginia (2011)

Least goals scored in 2nd half: 0 (17 times) vs. Connecticut (2002 & 2003), Clemson (2000 & 2001), Boston College (2004), North Carolina (2005), UCLA (2005), California (2006), Illinois (2006), Kennesaw State (2007), Southern California (2007), Auburn (2008), Notre Dame (2008), SE Louisiana (2009), Notre Dame (2009), Stanford (2010 & 2011)

Least goals allowed in 2nd half: 0 (26 times) vs. Dartmouth (2003), Auburn (2001 & 2003), Conn. (2002), Ole Miss (2002), UF (2000), BC (2004), UCLA (2005), Jacksonville (2006), Cal (2006), Illinois (2006), Clemson (2006), Notre Dame (2006), Kennesaw St (2007), LSU (2007), Texas (2007), MVSU (2008), Auburn (2008), BC (2008), SE Louisiana (2009), Cal (2009), Middle Tennessee (2010), USF (2010), Marquette (2010), Samford (2011), Louisville (2011), Virginia (2011)

Shutouts: (19 times) vs. Auburn (2001), Ole Miss (2002), Dartmouth, (2003), BC (2004), FAU (2005), Jacksonville (2006), Illinois (2006), Kennesaw State (2007), LSU (2007), Texas (2007), MVSU (2008), Auburn (2008), BC (2008), California (2009), Middle Tennessee (2010), Marquette (2010), Samford (2011), Louisville (2011), Virginia (2011)

Most goals scored, defeat: 1 vs. Notre Dame (2006)

Most goals allowed, victory: 2 vs. West Virginia (2003), Connecticut (2007), Notre Dame (2007)

Largest margin of victory: 7 vs. Mississippi Valley State (2008)

Largest margin of defeat: 5 at Stanford (2010)

Quickest goal 1st half: 0:15 vs. Notre Dame (2007)

Quickest goal allowed 1st half: 1:10 vs. Connecticut (2002)

Quickest goal 2nd half: 45:34 vs. Auburn (2003)

Quickest goal allowed 2nd half: 46:32 vs. West Virginia (2003)

Quickest time answering opponent's goal: 8:30 vs. Southeastern Louisiana (2009)

Quickest time between FSU goals: 1:09 vs. LSU (2007)

Quickest time between opponent goals: 15:32 vs. California (2006)

Consecutive OT minutes without allowing a goal: 20:00 vs. BC (2004), UNC (2005)

Record attendance at FSU: 2,000 (Notre Dame, 2009)

Record attendance any venue for an FSU game: 9,243 (Stanford - National Semifinals at Kennesaw, GA)

THE SEMINOLES IN THE NCAA TOURNAMENT

* With a win over Louisville in the third round of the NCAA Tournament, Florida State joined Portland and UCLA with eight quarterfinal appearances - the most of any other teams in the nation since 2001.

* In the history of the NCAA Tournament, Florida State is just the 11th school with eight or more quarterfinal appearances all-time - North Carolina (26), Connecticut (18), Santa Clara (14), Portland (14), Notre Dame (14), Massachusetts (10), UCLA (10), Stanford (9), **Florida State (8)**, Penn State (8), NC State (8).

* Senior Janice Cayman and redshirt junior Tiffany McCarty led the Seminoles in scoring during the NCAA Tournament with six points each on two goals and two assists. In FSU's run to the quarterfinals in 2010, Cayman started all four matches and registered three shots but did not record a point, while McCarty earned a medical redshirt in 2010.

* Ten different Seminoles registered at least one point in this year's NCAA Tournament, while seven scored a goal - McCarty, Cayman, Brynjarsdottir, Brockway, Kallman, Grubka and Jaurena - three defenders and two freshmen.

* Jessica Price moved into a tie for second place on the all-time assists list as she found Kassey Kallman for the eventual game-winner in FSU's third round win over Louisville. Price will enter her senior season in 2012 with 25 career assists - five shy of the school record held by Mami Yamaguchi.

* With an assist in the second round win over Portland, Tiffany McCarty moved into a tie for eighth place on the all-time career assists list with 19. Tori Huster also assisted in the win over the Pilots and finished her Seminole career with 19.

* Senior Tori Huster made her 91st career start in FSU's semifinal match against Stanford moving her into sole possession of fifth place all-time at Florida State. The Cincinnati, Ohio native started all but one game in her four years in Tallahassee.

* Kelsey Wys was in goal for all three shutouts during the 2011 NCAA Tournament and has five career post-season shutouts to her name. She became the school's all-time leader in shutouts in the NCAA Tournament following FSU's 2-0 victory over Louisville. Wys moved past Erin McNulty for the No. 1 spot. The redshirt sophomore goalkeeper tied the school record for career shutouts as the Seminoles blanked Virginia in the quarterfinals. With 20 career shutouts, Wys is tied with Ali Mims for the top spot.

* Sophomore Kassey Kallman recorded her first career game-winning goal in the NCAA Tournament scoring in the 24th minute for the first goal in a 2-0 victory over Louisville last Sunday. Kallman has six career points in the postseason on two goals and two assists.

* Junior Ines Jaurena joined the club of first time game-winners in the NCAA Tournament in 2011 as her penalty kick conversion against Virginia in the Elite Eight proved to be the eventual game-winning goal in FSU's 3-0 victory.

* Freshmen Kristin Grubka and Dagny Brynjarsdottir registered their first career postseason goal vs. Portland. Brynjarsdottir led all Seminole freshmen this year with two goals in the NCAA Tournament en route to earning Freshman All-America honors from Soccer America.

* FSU owns an all-time record of 23-1-0 at home in the NCAA Tournament outscoring the opposition 66-13. The Seminoles had won 18 straight tournament games inside the Seminole Soccer Complex before suffering its first home loss against Notre Dame in the Elite Eight back in 2009. Florida State went 2-0 at home in 2011 with wins over Samford (2-0) and Virginia (3-0).

* Virginia marked the fourth ACC opponent the Seminoles have faced in the NCAA Tournament. The Seminoles have also played Clemson (1-2), North Carolina (0-0-1) and Boston College (1-0-1). The quarterfinal match against the Cavaliers was the third time FSU faced an ACC opponent with a trip to the College Cup on the line and all three times the Seminoles have advanced. FSU tied UNC 1-1 in Chapel Hill in 2005 before defeating the Tar Heels 5-4 in pks and then defeated Clemson 2-1 in Tallahassee in 2006. FSU faced Clemson in the third round in 2000 and second round in 2001 and Boston College in the third round in 2008.

* FSU advanced to the quarterfinal round for the seventh year in a row - the longest active streak in the nation - and eighth all-time. The Seminoles improved to 4-3-1 all-time in the Elite Eight with a 3-0 victory over Virginia. FSU has advanced to the College Cup five times in school history (2003, 2005, 2006, 2007 and 2011).

* Florida State head coach Mark Krikorian has proven he can win anywhere and at any time but if you have to choose one time of the year to really excel it would be in November. The Seminoles experienced its best November under Krikorian in 2011, who finished his seventh season at FSU, with a 5-0-1 record which included an ACC Championship (first in school history) and three NCAA Tournament shutouts. Krikorian sits at 34-8-4 (.783) all-time at FSU in the month of November. In his 18-year college coaching career, Krikorian is 54-16-4 all-time in the month of November with stops at Franklin Pierce (8-3-0) and Hartford (12-5-0).

* Senior defender Toni Pressley entered the College Cup with the most appearances of any other Seminole on the roster. Over her four-year career in Tallahassee, Pressley appeared in 96 career matches tied for the third most appearances in school history. The Melbourne, Fla., native started 76 of those matches.

NCAA TOURNEY HISTORY

2008 - (3-1-0)

First & Second Rounds - Auburn, Ala.

Florida State 7..... Mississippi Valley State 0

Florida State 1..... Auburn 0

Third Round - Tallahassee, Fla.

Florida State 1..... Boston College 0

Quarterfinals - South Bend, Ind.

Notre Dame 2..... Florida State 0

2009 - (3-1-0)

First & Second Rounds - Tallahassee, Fla.

Florida State 4..... Southeastern Louisiana 1

Florida State 3..... California 0

Third Round - Tallahassee, Fla.

Florida State 2..... Texas A&M 1 (2OT)

Quarterfinals - Tallahassee, Fla.

Notre Dame 2..... Florida State 0

2010 - (3-1-0)

First & Second Rounds - Tallahassee, Fla.

Florida State 3..... Middle Tennessee State 0

Florida State 2..... USF 1

Third Round - Tallahassee, Fla.

Florida State 3..... Marquette 0

Quarterfinals - Palo Alto, Calif.

Stanford 5..... Florida State 0

2011 - (4-1-0)

First Round - Tallahassee, Fla.

Florida State 2..... Samford 0

Second Round - Memphis, Tenn.

Florida State 3..... Portland 1

Florida State 2..... Louisville 0

Quarterfinals - Tallahassee, Fla.

Florida State 3..... Virginia 0

Semifinals - Kennesaw, Ga.

Stanford 3..... Florida State 0



2011 SOCCER CHAMPIONSHIP

MEDIA INFORMATION

Soccer SID Jason Leturmy
 Phone Number..... (850) 644-3920
 Fax Number..... (850) 644-3820
 Cell Phone..... (850) 228-7568
 Press Box Number..... (850) 645-3240
 Email Address jleturmy@fsu.edu
 Mailing Address..... Florida State University
 403 Stadium Drive West, Room D0107
 Tallahassee, FL 32306

Athletic Website www.seminoles.com
 Twitter:..... @FSU_Soccer
 All player and coach interviews must be arranged through the FSU Sports Information Office. Players and coaches should not be called directly under any circumstances.

THE SEMINOLES IN THE NCAA TOURNAMENT

All-Time NCAA Tournament Scoring Leaders

POINTS

Sanna Talonen (10G, 2A)	22
India Trotter (8G, 1A)	17
Mami Yamaguchi (4G, 8A)	16
Jessica Price (5G, 4A)	14
Kelly Rowland (5G, 3A)	13
Katrin Schmidt (3G, 7A)	13
Tiffany McCarty (4G, 3A)	11
Selin Kuralay (3G, 3A)	9
Cindy Schofield (3G, 3A)	9
Lauren Switzer (2G, 5A)	9
Jez Ratliff (2G, 5A)	9
Amanda DaCosta (1G, 6A)	8
Toni Pressley (3G, 2A)	8
Janice Cayman (2G, 2A)	6
Breezy Hupp (3G)	6
Kassey Kallman (2G, 2A)	6
Marissa Kazbour (2G, 2A)	6
Becky Edwards (1G, 3A)	5
Tori Huster (1G, 3A)	5
Holly Peltzer (2G, 1A)	5
Casey Short (2G, 1A)	5
Kirsten van de Ven (2G, 1A)	5
Rachel Lim (2G, 2A)	6
Tiana Brockway (1G, 2A)	4
Dagny Brynjarsdottir (2G)	4
Ella Stephan (2G)	4
Ines Jaurena (1G, 1A)	3
Julie Lancos (1G, 1A)	3
Kristin Grubka (1G)	2
Annie Stalzer (1G)	2
Alex Crown (1A), Victoria Damren (1A), Katie Riley (1A), Sarah Wagenfuhr (1A)	1

GOALS

Sanna Talonen	10
India Trotter	8
Kelly Rowland	5
Jessica Price	5
Camie Bybee	4
Tiffany McCarty	4
Mami Yamaguchi	4
Breezy Hupp	3
Selin Kuralay	3
Toni Pressley	3
Katrin Schmidt	3
Cindy Schofield	3
Dagny Brynjardottir	2
Janice Cayman	2
Kassey Kallman	2
Marissa Kazbour	2
Rachel Lim	2
Holly Peltzer	2
Casey Short	2
Ella Stephan	2
Lauren Switzer	2
Kirsten van de Ven	2
Tiana Brockway, Amanda DaCosta, Becky Edwards, Kristin Grubka, Tori Huster, Ines Jaurena, Julie Lancos, Annie Stalzer	1

ASSISTS

Mami Yamaguchi	8
Katrin Schmidt	7
Amanda DaCosta	6
Lauren Switzer	5
Jez Ratliff	5
Jessica Price	4
Becky Edwards	3
Leah Gallegos	3
Tori Huster	3
Selin Kuralay	3
Tiffany McCarty	3
Kelly Rowland	3
Cindy Schofield	3
Tiana Brockway	2
Janice Cayman	2
Kassey Kallman	2
Marissa Kazbour	2
Rachel Lim	2
Toni Pressley	2
Sanna Talonen	2
Alex Crown, Victoria Damren, Ines Jaurena, Julie Lancos, Holly Peltzer, Katie Riley, Casey Short, Kirsten van de Ven, Sarah Wagenfuhr	1

All-Time NCAA Tournament Scoring Leaders

GAME-WINNING GOALS

Jessica Price	4
India Trotter	4
Sanna Talonen	3
Leah Gallegos	2
Kelly Rowland	2
Dagny Brynjarsdottir, Janice Cayman, Amanda DaCosta, Becky Edwards, Breezy Hupp, Tori Huster, Ines Jaurena, Kassey Kallman, Rachel Lim, Tiffany McCarty, Holly Peltzer, Toni Pressley	1

GAME-WINNING ASSISTS

Katrin Schmidt	4
Selin Kuralay	3
Amanda DaCosta	3
Leah Gallegos	2
Tiffany McCarty	2
Jessica Price	2
Cindy Schofield	2
Sanna Talonen	2
Amber Tollefson	2
Janice Cayman, Becky Edwards, Tori Huster, Kassey Kallman, Marissa Kazbour, Lauren Switzer, Sarah Wagenfuhr, Mami Yamaguchi	1

WINS

Erin McNulty	8
Ali Mims	8
Kelsey Wys	7
Joy McKenzie	4
Kate Milstead	3

SHUTOUTS

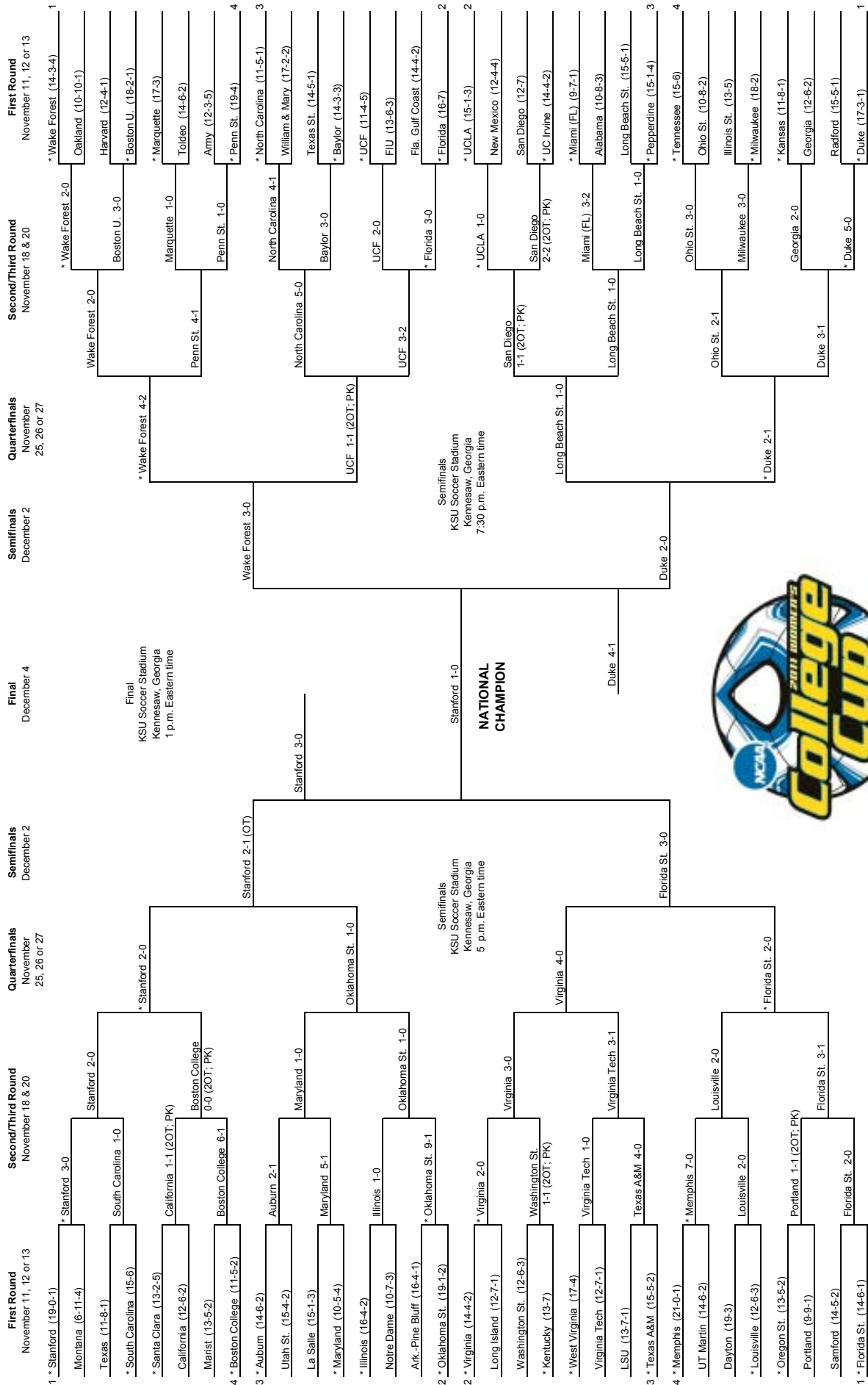
Kelsey Wys	5
Erin McNulty	3
Joy McKenzie	2
Kate Milstead	2
Ali Mims	2
Kerry York	2

SAVES

Ali Mims	39
Kelsey Wys	32
Joy McKenzie	25
Erin McNulty	23
Sarah Crawford	20
Kate Milstead	12
Kerry York	9



2011 NCAA Division I Women's SOCCER CHAMPIONSHIP



*Host institution for preliminary round games
 Order of semifinal games will be determined after quarterfinal round games are completed.
 Second semifinal game will begin play 45 minutes after the conclusion of the first game.

FSU IN THE ACC TOURNAMENT



2011 ACC CHAMPIONS

- The series of firsts continued for Florida State on the afternoon of Sunday, November 6 in Cary, N.C., as the Seminoles captured their first ACC title downing fifth-seeded Wake Forest 3-1 in penalty kicks.
- As the sixth-seed, the Seminoles became the lowest seeded team to win the league title, while the championship was the first for the Seminoles in six title appearances.
- Seminole goalkeeper Kelsey Wys was named the Tournament MVP after stopping three Wake Forest penalty kicks.
- Trailing by one late in the match, Jessica Price found Tiffany McCarty for the game tying goal in the 85th to force overtime and then eventually pks.
- Five Seminoles were named to the All-Tournament Team as Wys was joined by Toni Pressley, Janice Cayman, Tiffany McCarty and Jessica Price.

ACC TOURNAMENT FIRSTS

- The first round victory over third-seeded North Carolina set off a string of firsts not only for the Seminoles, but also for the Tar Heels:
 - With the win, Florida State became the first school in league history to hand UNC its first loss in the ACC Tournament. The Tar Heels were 58-0-4 entering Sunday's quarterfinal match against the Seminoles.
 - It marked the first win for FSU in Chapel Hill as the Seminoles improved to 1-7-2.
 - It marked the first win for FSU over UNC in 11 tries in the ACC Tournament.
 - With the win, Florida State handed North Carolina its third straight loss of the season - the first time the Tar Heels have suffered such a feat in the 33-year history of the program.
 - The shutout by the Seminoles marked the first time the Tar Heels were shutout in the ACC Tournament - a span of 63 matches.
- The semifinal victory over Virginia marked the first win for the Seminoles over the Cavaliers in school history. UVA entered the contest on a 20-game series unbeaten streak (UVA lead series 16-0-4).
- The win over Wake Forest in penalty kicks gave the Seminoles their first ACC Championship in school history.

THAT'S ODD

- What is it about playing in the ACC Tournament in odd number years? Of FSU's six appearances in the ACC finals, five have come in odd number years. The Seminoles played for the conference crown in 2001, 2003, 2006, 2007, 2009 and 2011.

WYS NAMED MVP

- Redshirt sophomore Kelsey Wys was named the ACC Tournament Most Valuable Player after finishing the championship with a 0.59 GAA and 10 saves as she allowed just two goals in over 304 minutes of action.
- The Seminole goalkeeper made three saves in penalty kicks to help lead FSU to its first league championship.
- Wys was also a force offensively as she was credited with an assist on the game-tying goal scored by Tiffany McCarty in the second half against Virginia.

GOLDEN GOALS

- Redshirt junior Jessica Price scored the golden goal in FSU's 1-0 double overtime victory over North Carolina. The game-winner was her second of the season and 11th of her career, while it marked her second career golden goal. In the process, Price became the first Seminole to record multiple game-winning goals in her career in the ACC Tournament. Her first game-winner came against Virginia Tech back in 2009. Price is the first Seminole to register a golden goal in the ACC Tournament.

All-Time ACC Tournament Scoring Leaders

POINTS

Mami Yamaguchi (2G, 5A)	9
Camie Bybee (3G, 2A)	8
Kelly Rowland (4G)	8
Amanda DaCosta (2G, 2A).....	6
Tiffany McCarty (3G)	6
Jessica Price (2G, 2A).....	6
Cindy Schofield (2G, 2A)	6
Selin Kuralay (2G, 1A)	5
Leah Gallegos (2G)	4
Holly Peltzer (2G)	4
Lauren Switzer (2G).....	4
Amber Tollefson (1G, 2A)	4
India Trotter (1G, 2A)	4
Summer Corum (3A)	3
Viola Odebrecht (1G, 1A).....	3
Janice Cayman (1G)	2
Katya Gokhman (1G)	2
Katrin Schmidt (1G)	2
Ella Stephan (2A).....	2
Onnie Trusty (1G).....	2
Dagny Brynjarsdottir (1A)	1
Toni Pressley (1A)	1
Casey Short (1A)	1

GOALS

Kelly Rowland.....	4
Camie Bybee	3
Tiffany McCarty	3
Amanda DaCosta	2
Leah Gallegos	2
Selin Kuralay	2
Holly Peltzer.....	2
Jessica Price	2
Cindy Schofield.....	2
Lauren Switzer	2
Mami Yamaguchi.....	2
Kristin Boyce	1
Marte Vik Edvardsen.....	1
Katya Gokhman	1
Erica Lewis.....	1
Viola Odebrecht.....	1
Kelly Poole	1
Teresa Rivera.....	1
Katrin Schmidt	1
Amber Tollefson.....	1
India Trotter.....	1
Onnie Trusty	1
Rachael Watkins.....	1

ASSISTS

Mami Yamaguchi.....	5
Summer Corum	3
Katie Beal	2
Camie Bybee	2
Amanda DaCosta	2
Jessica Price	2
Cindy Schofield.....	2
Ella Stephan.....	2
Amber Tollefson.....	2
India Trotter.....	2
Dagny Brynjarsdottir	1
Marion Cagle	1
Heather Dyche.....	1
Becky Edwards	1
Breezy Hupp	1
Marissa Kazbour	1
Selin Kuralay	1
Viola Odebrecht	1
Toni Pressley.....	1
Jez Ratliff	1
Melissa Samokishyn	1
Casey Short	1
Annie Stalzer	1
Sanna Talonen.....	1
Kirsten van de Ven.....	1

SAVES

Ali Mims	44
Erin McNulty.....	21
Sarah Crawford.....	19
Joy McKenzie.....	16
Jamie Gurtov.....	12
Kerry York	12
Melissa Juhl.....	11
Kelsey Wys	10
Jenni Roberts.....	7
Kate Milstead.....	4
Kimmy Diaz.....	2
Madison Winter	1

BOLD denotes active player

FSU IN THE ACC TOURNAMENT

OTHER ACC TOURNAMENT NOTABLES

- Florida State entered the 2011 ACC Tournament as the No. 6 seed for the first time in school history. The Seminoles finished the regular season winners of three straight defeating a pair of ranked opponents in Boston College (1-0) and Virginia Tech (2-0) to make their way into the tournament field.
- As the sixth seed in this year's tournament, it marked the lowest seeding for the Seminoles in the ACC Tournament since entering the 2000 Championship in Durham as the seventh seed. That year, FSU tied Wake Forest 1-1 in the first round and advanced after winning in pks, 5-4.
- Since joining the ACC in 1995, FSU went 0-6-1 in its first six ACC Tournament appearances. The Seminoles have posted a record of 11-8-5 after registering their first win in 2001 including a mark of 8-5-2 under head coach Mark Krikorian.
- Playing in the ACC finals has been a good omen for FSU in terms of the school's run in the NCAA Tournament. In three of the five previous years FSU has played for the conference championship, the Seminoles have also gone on to advance to the College Cup - 2003, 2006 and 2007.
- Since the 2000 ACC Tournament, only North Carolina has advanced to the semifinals more times than FSU. The Seminoles are second behind UNC (11) for the most appearances in the semifinals with eight. Duke and Virginia are tied for third with six.
- Since 2000, Florida State ranks second all-time in ACC title game appearances with six. North Carolina leads all schools during that span with 10 finals appearances. Virginia and now Wake Forest are the only other schools with more than one appearance in the ACC Championship game since 2000.
- In one-goal games in the ACC Tournament, the Seminoles are 5-3 posting victories over Wake Forest, Maryland, Boston College and more recently over North Carolina and Virginia. The three losses have all come at the hands of the Tar Heels, with all three defeats coming in the tournament finals including a 1-0 setback in 2007 down in Orlando, Fla. The Seminoles have played to five ties in the tournament and have advanced three of those times via penalty kicks. Florida State is 3-4 in two-goal games and 3-7 in games decided by three or more goals.
- For the 11th consecutive year, FSU finished league play with a record of .500 or better. From 1995 to 2000, the Seminoles registered just five league wins in 42 games. Since 2001, FSU has posted a record of 62-27-11 in league play averaging more than five wins a season.
- With a 1-0 double overtime victory over North Carolina in the opening round of the 2011 ACC Women's Soccer Championship, Florida State advanced out of the first round of the ACC Tournament for the fifth time in the last seven years.
- Florida State is 9-9-6 in ACC Tournament games played in the state of North Carolina. The field at Cary has been a kind one to the Seminoles during the league tournament as FSU is 7-5-4 in seven total trips. The Garnet and Gold is 11-14-6 all-time in the ACC Tournament.



2011 ACC Women's Soccer Championship

Campus Sites/WakeMed Soccer Park

Cary, N.C.

Oct. 30; Nov. 4 & 6, 2011

Sunday
October 30
Campus sites
Quarterfinals

Friday
November 4
WakeMed Soccer Park
Semifinals

Sunday
November 6
WakeMed Soccer Park
Championship



(*) Matches will not start before times listed.

(#) Home team for Sunday's quarterfinal match

Top 8 seeds from the regular season advance to ACC Championship play

HONORS & AWARDS

MAC Hermann Trophy

Ines Jaurena.....Semifinalist
Tiffany McCarty..... Watch List, Semifinalist
Toni Pressley..... Watch List

All-Americans

Tiffany McCarty.....SA - First Team MVP
.....NSCAA - Second Team
Ines Jaurena.....NSCAA - Second Team
Tori Huster.....NSCAA - Third Team
Dagny Brynjarsdottir...SA - Freshman First Team

NSCAA Scholar All-American

Tori Huster..... First Team

NCAA - College Cup

Tori Huster.....All-Tournament Team

NSCAA Southeast All-Region

Tori Huster..... First Team
Ines Jaurena..... First Team
Tiffany McCarty..... First Team

All-ACC Accolades

Tori Huster..... First Team
Ines Jaurena..... First Team
Tiffany McCarty..... First Team
Dagny Brynjarsdottir..... All-Freshman
Jamia Fields..... All-Freshman

ACC Tournament Accolades

Janice Cayman.....All-Tournament Team
Tiffany McCarty.....All-Tournament Team
Toni Pressley.....All-Tournament Team
Jessica Price.....All-Tournament Team
Kelsey Wys ..All-Tournament Team & MVP

Capital One/CoSIDA Academic All-District IV

Tori Huster..... First Team
Kassey Kallman..... First Team
Janice Cayman..... Second Team

Soccer America Preseason All-Americans

Toni Pressley..... First Team

Lowe's Senior Class Award

Tori Huster..... Watch List
Casey Short..... Watch List

ACC Player of the Week

Jessica Price.....Sept. 6
Tiffany McCarty.....Sept. 13

Weekly Awards - Team of the Week

Kassey Kallman.....TDS - 8/29/11
Jessica Price.....SA - 9/7/11
Tiffany McCarty.....TDS - 9/12/11
..SA - 9/13/11; TDS - 9/26/11, 11/29/11
Dagny Brynjarsdottir.....SA - 10/20/11
.....TDS - 11/29/11
Tiana Brockway*.....CS360 - 10/31/11
.....SA - 11/1/11; TDS - 11/14/11
Kelsey Wys.....TDS - 11/7/11
Janice Cayman.....TDS - 11/21/11
Ines Jaurena.....TDS - 11/29/11

* denotes Player of the Week

KEY: SA - Soccer America; TDS - TopDrawerSoccer;
NSCAA - Nat'l Soccer Coaches Assoc. of America

NOTING THE NOLES

- In the final 2011 RPI released by the NCAA (Dec. 6), Florida State finished the season ranked fourth. Five schools from the ACC finished in the top 10 and nine schools in the top 30.
- FSU's 10-game (9-0-1) unbeaten streak came to an end at the hands of Stanford in the NCAA Tournament semifinal round. It marked the Seminoles best run of the season since winning six straight from Aug. 26 to Sept. 11. It also marked the second longest unbeaten streak in school history.
- Florida State was the only school in the nation to post the most road wins over top 40 RPI schools prior to the start of the NCAA Tournament. The Seminoles posted five - Oregon State, Florida, Virginia Tech, North Carolina and Virginia.
- Of the 26 games that FSU played in 2011, 20 came against schools with an RPI ranked in the top 50 (12-7-1).
- With a goal in the 88th minute against Miami, Tiffany McCarty became FSU's all-time goal scoring leader surpassing Cindy Schofield on the list. McCarty finished her junior season with 46 career goals.
- McCarty's game-tying goal against Virginia in the ACC semifinals made her the all-time point's leader at FSU surpassing Schofield's mark of 102 points. McCarty finished her junior season with 111 career points.
- FSU saw its 14-game home unbeaten streak (13-0-1) come to an end at the hands of North Carolina as the Tar Heels defeated FSU 2-0 in Tallahassee. It marked the third longest streak in school history.
- Eighteen different Seminoles contributed with at least one point in FSU's 26-game schedule.
- Eleven different Seminoles scored at least one goal in 2011.
- At 7-1-0, FSU tied the school record for the best start through eight games. It marked the fifth time the Seminoles reached that mark and fourth time under head coach Mark Krikorian.
- FSU opened the 2011 season scoring first in its first eight games (7-1-0). Before the Wake Forest/Duke weekend, the Noles had trailed in a game just once (loss at Portland) this year. The Noles finished the season 17-1-0 when scoring first.
- FSU was 8-7-1 against ranked opponents in 2011. Eleven of the 16 games against ranked opponents came on the road (5-5-1), while 12 came against top 10 opponents (5-6-1).
- Florida State's win over Virginia in the ACC semifinals marked the first time in 2011 the Seminoles overcame a halftime deficit (1-6-1) and won a game in which the opponent scored first (1-6-1). FSU topped that feat by scoring the game-tying goal against Wake Forest with less than six minutes in regulation in the ACC Championship game - the Seminoles went on to win the league title in pks.
- The Seminoles captured their first win in the ACC with a 6-2 victory over Clemson. Tiffany McCarty recorded her first career hat trick in the win, while Janice Cayman, Tori Huster and Jessica Price each added a goal. The six goals were the most scored by the Garnet & Gold in a conference regular season game in school history surpassing the previous record of five.

HERMANN TROPHY

- Florida State's Ines Jaurena and Tiffany McCarty were named semifinalists for the 2011 Missouri Athletic Club's Hermann Trophy, the most prestigious individual award in intercollegiate soccer.
- McCarty was named a semifinalist for the second time in her career and first since 2009 when she finished the season as a consensus All-American and the ACC Offensive Player of the Year.
- Jaurena makes her first ever appearance on the list and joins Becky Edwards (2009) as the only defenders in Florida State history to be recognized as a Hermann Trophy semifinalist.
- Florida State was one of four schools from the ACC to be honored with at least one semifinalist, while FSU joined Stanford as the only two schools with multiple players among the 15 semifinalists.

ALL-AMERICAN NOLES

- Florida State was one of just three schools nationally to have at least three student-athletes honored as All-Americans by the NSCAA joining Stanford (4) and Memphis (3).
- Tiffany McCarty and Ines Jaurena were named to the second team and Tori Huster earned third team accolades.
- McCarty became the fourth Seminole to earn All-America honors twice from the NSCAA joining India Trotter (2005 & 2006), Amanda DaCosta (2008 & 2009) and Becky Edwards (2008 & 2009).
- The three honorees led all schools in the ACC.
- McCarty also picked up first team MVP honors from Soccer America, while Dagny Brynjarsdottir was named a first team Freshman All-American.

HUSTER HONORED AT COLLEGE CUP

- Tori Huster was named to the College Cup All-Tournament Team as announced by the NCAA following the 2011 Women's Soccer Championship game at the KSU Soccer Complex on Sunday, December 4.
- Huster played all 90 minutes in the Seminoles semifinal contest against Stanford this past Friday. The

- senior midfielder recorded two shots in the match including one shot on goal.
- The Cincinnati, Ohio native finished her senior campaign fourth on the team in points with 16 on six goals and four assists.
- She started all 26 games for the Seminoles in 2011 and wrapped up her four-year career in Tallahassee with 91 starts - fifth most in school history.
- In 2011, Huster garnered first-team All-ACC honors, earned a spot on the watch list for the Lowe's Senior Class Award and was a first-team Capital One/CoSIDA Academic All District honoree.

ALL-ACC ACCOLADES

- Florida State placed five student-athletes on the All-Atlantic Coast Conference Women's Soccer team - three on the first team: Tori Huster, Ines Jaurena and Tiffany McCarty; two on the All-Freshman team: Dagny Brynjarsdottir and Jamia Fields.
- The Seminoles led all schools with three first-team honorees, while the five total all-conference players tied for the second most among the league schools.
- McCarty became just the fifth Seminole to be named a two-time first-team All-ACC honoree joining Amanda DaCosta (2008, 2010), India Trotter (2004, 2005, 2006), Selin Kuralay (2005, 2006) and Cindy Schofield (2001, 2002).

NOLES ON A ROLL

- Florida State entered the 2011 College Cup on a season best 10-game (9-0-1) unbeaten streak, but saw it come to an end after falling to Stanford 3-0 in the national semifinals.
- The unbeaten streak was the second longest in school history and the longest since rolling off a school record 13-game unbeaten streak in 2008 in which the Seminoles went 11-0-2.
- What's even more impressive was that six of the 10 games during the current streak came on the road good for a 5-0-1 record - the third longest road unbeaten streak in school history.

GAME-WINNERS

- Tiffany McCarty led the team with four game-winning goals followed by junior Ines Jaurena with three. Senior Janice Cayman, junior Jessica Price, sophomore Kassey Kallman and freshmen Dagny

RECORD WHEN FSU...

	ALL-TIME	KRIKORIAN	2011
record	237-125-30	126-35-14	18-7-1
plays at home	134-39-8	72-8-3	9-2-0
plays away from home	103-86-22	54-27-11	9-5-1
plays during the day	124-57-11	70-11-6	9-2-1
plays at night	121-66-14	56-24-8	9-5-0
plays in Florida	168-45-9	83-12-4	10-2-0
plays outside of FL	80-76-13	42-23-10	8-5-1
scores one goal	44-43-8	21-13-4	4-2-1
scores two goals	55-18-4	34-2-1	5-0-0
scores 3+ goals	140-4-2	71-1-2	9-1-0
shuts out its opponent	129-0-9	79-0-7	12-0-0
allows one goal	84-9-8	35-6-4	3-0-1
allows two goals	31-48-5	12-16-1	3-4-0
allows 3+ goals	4-60-2	0-12-2	0-3-0
goes to overtime	22-13-22	11-6-14	1-1-1
is in a one goal game	88-40-0	40-16-0	6-2-0
is leading at the half	145-9-7	79-4-4	12-0-0
is tied at the half	80-29-19	40-6-8	5-1-1
is trailing at the half	13-84-3	6-23-2	1-6-0
scores first	204-29-11	111-8-4	17-1-0
opponent scores first	34-103-7	18-27-3	1-6-1
takes more shots	189-28-20	106-11-7	12-5-0
takes fewer shots	40-89-16	17-21-7	5-2-1
takes more corners	177-24-19	92-7-6	8-3-0
plays in August	23-6-1	15-1-0	3-1-0
plays in September	88-46-8	39-14-3	5-3-0
plays in October	79-40-12	36-7-7	5-2-0
plays in November	47-22-8	34-8-4	5-0-1
plays in December	1-5-0	1-4-0	0-1-0
plays ranked opponents	75-95-13	51-30-8	8-7-1
plays an ACC road game	26-36-10	19-11-5	2-3-0
plays an ACC home game	41-25-4	27-5-3	3-2-0
as the No. 1 team	5-1-0	5-1-0	0-0-0

NCAA LEADERS - 2011

INDIVIDUAL RANKINGS

Goals Per Game	Leader: 1.24
28) Tiffany McCarty	0.69
Total Goals	Leader: 31
t8) Tiffany McCarty	18
Total Points	Leader: 70
t12) Tiffany McCarty	42
Goalkeeper Minutes Played	Leader: 2,428
30) Kelsey Wys	1,964

TEAM RANKINGS

ACC LEADERS - 2011

INDIVIDUAL RANKINGS

Shots Per Game	Leader - 4.48
9) Tiffany McCarty	3.08
Points Per Game	Leader - 1.92
2) Tiffany McCarty	1.62
Goals Per Game	Leader - 0.79
2) Tiffany McCarty	0.69
Assists Per Game	Leader - 0.42
t6) Jessica Price	0.38
Game-Winning Goals	Leader - 8
t6) Tiffany McCarty	4
Goals Against Average	Leader - 0.40
8) Kelsey Wys	1.01
Save Percentage	Leader - .859
9) Kelsey Wys735
Saves Per Game	Leader - 4.90
8) Kelsey Wys	2.65
Shutouts Per Game	Leader - 0.58
7) Kelsey Wys	0.35

TEAM RANKINGS

Shots Per Game	Leader - 19.00
7) Florida State	14.35
Points Per Game	Leader - 7.71
3) Florida State	6.58
Goals Per Game	Leader - 2.46
3) Florida State	2.12
Assists Per Game	Leader - 2.79
4) Florida State	2.35
Goals Allowed	Leader - 13
9) Florida State	28
Goals Against Average	Leader - 0.48
7) Florida State	1.06
Saves Per Game	Leader - 5.00
9) Florida State	3.12
Shutouts	Leader - 16
4) Florida State	12

GOALS & ASSISTS

at #13/19 OREGON STATE (1-0)

1-0 51:34 **McCarty (Price)**

at #11/7 PORTLAND (1-2)

1-0 14:21 **McCarty (Wys)**

NEW MEXICO (1-0)

1-0 9:12 **Kallman (Price)**

NORTH FLORIDA (5-0)

1-0 24:41 **Grubka (Riley)**
 2-0 34:53 Jaurena (Riley/Fields)
 3-0 51:38 Huster (Kallman/Price)
 4-0 55:29 **McCarty (Cayman)**
 5-0 75:15 Price (Johnson)

#12/11 MARQUETTE (3-1)

1-0 7:43 Huster (Cayman)
 2-1 64:52 **Price (unassisted)**
 3-1 89:45 Cayman (Brockway)

at UAB (4-0)

1-0 14:23 **Pressley (unassisted)**
 2-0 57:39 Fields (Bakowska-Mathews)
 3-0 62:22 **McCarty (Price/Pressley)**
 4-0 85:36 Kallman (Johnson)

at 8/9 FLORIDA (3-2)

1-0 3:34 Brynjarsdottir (McCarty)
 2-1 54:59 **McCarty (Huster/Brockway)**
 3-2 71:45 **McCarty (Brynjarsdottir)**

MERCER (4-0)

1-0 31:34 **Grubka (Fields/Jaurena)**
 2-0 33:45 Fields (Grubka)
 3-0 36:08 Brockway (unassisted)
 4-0 72:13 **McCarty (Cobb)**

at 21/13 WAKE FOREST (0-2)

none

at 4/5 DUKE (1-2)

1-2 88:58 Cayman (Price)

at CLEMSON (6-2)

1-0 1:53 Price (unassisted)
 2-0 11:36 Cayman (Jaurena)
 3-0 29:47 **McCarty (Fields)**
 4-0 45:39 **McCarty (Fields)**
 5-0 57:19 Huster (Cayman/Grubka)
 6-2 87:26 **McCarty (Grubka/Cayman)**

#9/11 NORTH CAROLINA (0-2)

none

NC STATE (2-0)

1-0 43:39 **Jaurena (Murakami)**
 2-0 79:52 **McCarty (Brynjarsdottir)**

at #8/16 VIRGINIA (3-4, ot)

1-1 42:07 **McCarty (Murakami)**
 2-2 61:10 Brynjarsdottir (Fields)
 3-3 89:24 Huster (Brynjarsdottir/Jaurena)

#10/16 MARYLAND (0-3)

none

#4/9 BOSTON COLLEGE (1-0)

1-0 83:22 **Brynjarsdottir (Riley/McCarty)**

Brynjarsdottir and Kristin Grubka each have two game-winning goals on the year.

- Jessica Price led all players with four game-winning assists on the year including two in the NCAA Tournament (Samford & Louisville). Tiffany McCarty, Katie Riley and Jamia Fields each have two game-winning assists on the year.
- Four different Seminoles accounted for a game-winning goal in each of FSU's four NCAA Tournament victories in 2011.

ALL-TIME GOALS & POINTS LEADER

- With Tiffany McCarty's goal in the second half of the ACC semifinal against Virginia, the junior from Laurel, Md., became Florida State's all-time scoring leader with 103 career points. McCarty surpassed Cindy Schofield for the top spot on the list with 102 points, a record that held strong since 2002.
- With a goal in the 88th minute against Miami, McCarty became FSU's all-time goal scoring leader surpassing Schofield's (1999-02) record of 40 career goals which stood for nine seasons.
- McCarty has averaged over 15 goals a season in three years in Tallahassee and she still has one more season ahead of her in 2012.
- McCarty notched her 17th goal of the season in the NCAA Third Round against Louisville tying her single-season high for goals set in 2009.
- She surpassed her single-season best for goals as she notched her 18th in the NCAA Quarterfinal match against Virginia. The mark tied her for the second most goals scored in a single-season at FSU joining Leah Gallegos (2003) and Sanna Talonen (2007).
- McCarty added one more statistical record to an already impressive resume in 2011 becoming the school's all-time shots leader following the win against Virginia in the NCAA Tournament. With three shots against the Cavaliers, McCarty moved ahead of Mami Yamaguchi (218) for first place all-time. The junior forward currently sits with 220 career shots.
- McCarty already owns the FSU career records for points (48), goals (19), multi-goal games (4) and shots (91) in ACC games, while sitting tied for first in assists with 10.

THE LAST TIME FSU...

won an ACC road game.....	Virginia Tech 2-0	10/27/2011
won an ACC home game.....	Miami 4-2	10/23/2011
won an ACC Tourney game	Virginia 2-1	11/4/2011
won an NCAA Tourney game	Virginia 3-0	11/25/2011
won NCAA Tourney road game.....	Louisville 2-0	11/20/2011
hosted an NCAA Tourney game.....	Virginia 3-0	11/25/2011
scored 4+ goals	Miami 4-2	10/23/2011
scored three goals.....	Virginia 3-0 - NCAA	11/25/2011
scored two goals.....	Louisville 2-0 - NCAA	11/20/2011
scored one goal.....	Wake Forest 1-1 (2OT) - ACC Finals	11/6/2011
took 40 or more shots	Jacksonville 3-0	10/24/2006
recorded a shutout	Virginia 3-0	11/25/2011
was shutout	Stanford 0-3 - NCAA	12/2/2011
allowed one goal.....	Portland 3-1 - NCAA	11/18/2011
allowed two goals	Miami 4-2	10/23/2011
allowed three goals.....	Stanford 0-3 - NCAA	12/2/2011
allowed four or more goals.....	Virginia 3-4 (OT)	10/8/2011
lost a home game	Maryland 0-3	10/13/2011
lost a non-conference home game (rs)	Florida 1-2	9/10/2010
lost a non-conference game (rs).....	Portland 1-2	8/21/2011
went to overtime	Wake Forest 1-1 (2OT) - ACC Finals	11/6/2011
lost an overtime game	Virginia 3-4 (OT)	10/8/2011
staged a comeback win.....	Virginia 2-1 (down 1-0)	11/4/2011
lost a game FSU led at half	Auburn 2-3 (2OT)	9/3/2010
lost a day game	Duke 1-2	9/18/2011
scored a golden goal	Wake Forest 1-0 (Lim)	9/30/2010
beat a ranked opponent.....	#8 Virginia 3-0	11/25/2011
had a player record a hat trick.....	at Clemson (McCarty)	9/22/2011
defeated a No. 1 team.....	Portland 2-1	8/27/2006
beat a defending Nat'l Champ	North Carolina 3-2 (2OT)	10/22/2009
was ranked No.1	9/18/2006

THE COMBO OF MCCARTY & PRICE

- In 2010, the Seminoles finished the season with 130 points on 45 goals and 40 assists - the second lowest scoring campaign in the Mark Krikorian era.
- A major reason for the scoring dip was due to the loss of Tiffany McCarty and Jessica Price as both student-athletes missed the entire 2010 campaign due to injury.
- The Seminoles finished the 2011 season with 172 points on 55 goals and 62 assists in 26 games. The duo of McCarty and Price combined for 59 of those points or 34.3% of the offensive production.
- Dating back to the 2009 season, McCarty and Price have combined for 142 (55 goals, 32 assists) points. Also during that span (51 games), the Seminoles have received at least one point from either McCarty or Price 40 times including in 22 of 26 games in 2011.
- In 11 of those 40 games, both McCarty and Price each scored a goal in the same game.
- Eleven times over a two year span in 2009 and 2011, McCarty and Price have combined to score a goal.

CAYMAN KEYS IN ON ACC

- Through the 2011 ACC schedule, senior Janice Cayman recorded eight points on three goals and two assists - third on the team in points in conference games only.
- In her two-year career at Florida State, Cayman registered 23 career points against league foes - the sixth most in FSU history - on nine goals and five assists.
- What is even more impressive is that 23 of her 43 career points as a Seminole came during the ACC regular season - accounting for 53.5 percent of her career scoring.
- Cayman moved to the backline against NC State in an effort to sure up the Seminole defense, which opened league play allowing two goals in each of their first four league games.
- She moved back to her normal midfield position against Boston College and then again vs. Miami where she netted the game's first goal in the second minute of play against the Hurricanes to give FSU an early 1-0 lead. She remained in the midfield for the rest of the year.

MOVING UP THE CHARTS

- After sitting out the entire 2010 season due to injury, redshirt junior Tiffany McCarty got the 2011 season off to a great start scoring both Seminole goals as FSU went 1-1 on the west coast in the season opening weekend.
- With a team leading 18 goals to close out the 2011 season, McCarty moved into sole possession of first place all-time for career goals (46) and into first place in career points (111) in the Seminole record books.
- McCarty registered game-winning goals against #19 Oregon State, #8 Florida, Clemson and #25 Virginia Tech in 2011, all four games were on the road, and she now has nine career GWGs.
- Following along the same lines, Jessica Price returned and assisted on McCarty's game-winning goal against Oregon State, after she missed the entire 2010 season with an injury.
- Price finished with a team-high nine assists in 2011 and is tied for second place with Amber Tollefson on the Seminole top 10 list with 25 career assists. She also led the team with four game-winning assists including two in the NCAA Tournament.
- Price's goal against North Carolina in the ACC Tournament quarterfinals moved her into the top 10 for career goals with 23.
- Price sits in sole possession of sixth place in points with 71.
- Price's 11 career game-winning goals is tied for the second most all-time at Florida State.

TOUGH STRETCH

- FSU closed out the 2011 campaign facing 16 ranked opponents in 26 games including 11 on the road with the Noles finishing the year with a record of 18-7-1.
- The Seminoles went 8-7-1 against those ranked foes.
- Twelve of those contests came against teams ranked in the top 10 (5-6-1).

ASSIST FOR FIELDS

- Freshman Jamia Fields was one of three Seminoles that finished the season tied for second on the team with six assists.
- Four of the six assists came against league foes to lead all Seminoles during the regular season. The four league assists tied for the third most in a single-season in school history.
- The six assists by Fields are the most assists by a freshman since 2008 when Tiffany McCarty, Jessica Price and Casey Short all had six.

GOALS & ASSISTS

MIAMI (4-2)

1-0	1:48	Cayman (McCarty/Kallman)
2-2	72:43	Huster (Brockway)
3-2	75:40	Jaurena (unassisted)
4-2	87:21	McCarty (Fields)

at #25/- VIRGINIA TECH (2-0)

1-0	34:38	McCarty (Huster)
2-0	55:13	Huster (McCarty/Price)

at #8/11 NORTH CAROLINA - ACC (1-0, 2ot)*

1-0	104:41	Price (Stephan)
------------	---------------	------------------------

*denotes ACC Tournament

vs. #6/5 VIRGINIA - ACC (2-1)

1-1	54:33	McCarty (Brynjarsdottir)
2-1	67:55	Cayman (Pressley)

vs. #8/9 WAKE FOREST - ACC (1-1, 2ot)

1-1	84:51	McCarty (Price)
-----	-------	-----------------

SAMFORD - NCAA Tournament (2-0)

1-0	57:34	Cayman (McCarty/Price)
2-0	64:58	Brockway (unassisted)

vs. PORTLAND - NCAA Tournament (3-1)

1-0	8:30	Cayman (McCarty/Huster)
2-0	15:01	Brynjarsdottir (Cayman)
3-0	58:44	Grubka (Riley/Brockway)

vs. LOUISVILLE - NCAA Tournament (2-0)

1-0	23:56	Kallman (Price)
2-0	76:48	McCarty (Cayman)

#8/8 VIRGINIA - NCAA Tournament (3-0)

1-0	34:45	Jaurena (penalty kick)
2-0	70:56	Brynjarsdottir (Kallman)
3-0	75:14	McCarty (unassisted)

vs. #1/1 STANFORD - NCAA Tournament (0-3)

none

bold denotes game-winner

RECORD WATCH

(as of 12/5/11)

Career Records - Overall Games

GAME STARTS

100	Katrin Schmidt.....	05-08
95	Kelly Rowland.....	03-06
95	India Trotter.....	03-06
94	Amanda DaCosta.....	07-10
91	Tori Huster.....	08-11
90	Amber Tollefson.....	00-03
89	Becky Edwards.....	06-09
83	Rachel Watkin.....	97-00

POINTS

111	Tiffany McCarty (46g, 19a).....	08-09, 11
102	Cindy Schofield (40G, 22A).....	99-02
94	Mami Yamaguchi (32G, 30A).....	05-07
78	Sanna Talonen (34G, 10A).....	07-08
75	Maren Vik Edvardsen (28g, 19a).....	98-01
71	Jessica Price (23g, 25a).....	08-09, 11
70	Leah Gallegos (28g, 14a).....	02-04
70	Selin Kuralay (29g, 12a).....	05-06
69	Camie Bybee (24g, 21a).....	01-04

GOALS

46	Tiffany McCarty.....	08-09, 11
40	Cindy Schofield.....	99-02
34	Sanna Talonen.....	07-08
32	Mami Yamaguchi.....	05-07
29	Selin Kuralay.....	05-06
28	Leah Gallegos.....	02-04
28	Maren Vik Edvardsen.....	98-01
24	Camie Bybee.....	01-04
24	India Trotter.....	03-06
23	Jessica Price.....	08-09, 11

ASSISTS

30	Mami Yamaguchi.....	05-07
25	Jessica Price.....	08-09, 11
25	Amber Tollefson.....	00-03
24	Amanda DaCosta.....	07-10
22	Cindy Schofield.....	99-02
21	Camie Bybee.....	01-04
20	Jez Ratliff.....	01-04
19	Tiffany McCarty.....	08-09, 11
19	Tori Huster.....	08-11
19	Kelly Rowland.....	03-06
19	Lauren Switzer.....	07-09
19	Maren Vik Edvardsen.....	98-01

GAME-WINNING GOALS

12	Sanna Talonen.....	07-08
11	Leah Gallegos.....	02-04
11	Selin Kuralay.....	05-06
11	Jessica Price.....	08-09, 11
11	Cindy Schofield.....	99-02
9	Tiffany McCarty.....	08-09, 11

MULTI-GOAL GAMES

9	Sanna Talonen.....	07-08
9	Tiffany McCarty.....	08-09, 11
6	Leah Gallegos.....	02-03
6	Selin Kuralay.....	05-06
6	Cindy Schofield.....	99-02

SHOTS

220	Tiffany McCarty.....	08-09, 11
218	Mami Yamaguchi.....	05-07
207	Cindy Schofield.....	99-02
202	Selin Kuralay.....	05-06
197	Leah Gallegos.....	02-04

GOALS AGAINST AVERAGE

0.70	Kate Milstead (17 GA, 2199 min).....	07-08
0.90	Kelsy Wys (39 GA, 3877 min).....	10-11
0.91	Erin McNulty (45 GA, 4449 min).....	07, 09
0.93	Ali Mims (61 GA, 5926 min).....	01-06

SHUTOUTS

20	Ali Mims.....	01, 04-06
20	Kelsy Wys.....	10-11
13	Joy McKenzie.....	01-04
13	Erin McNulty.....	07, 09
13	Melissa Juhl.....	95-98

ASSIST FOR THE KEEPER

- Florida State goalkeeper Kelsy Wys joined an elite group of Seminoles as she was credited with an assist on Tiffany McCarty's goal in FSU's 2-1 loss at No. 7 Portland.
- Wys became just the third goalkeeper in the history of the program to be credited with an assist joining Sarah Crawford (2000) and Ali Mims (2005).
- Wys made more school history as the first Seminole keeper to register two assists in one season. She recorded her second assist in the ACC semifinal victory over Virginia. The assist came on McCarty's goal which tied the game at 1-1.
- Crawford was part of a double assist combination on a goal by Cindy Schofield in a 4-1 win over Florida International back on September 24, 2000, while Mims assisted on a goal by Holly Peltzer in a 3-0 victory over Boston College on October 9, 2005.

SHARIN' THE SCORIN'

- Eighteen different Seminoles contributed with at least one point in 2011, while 11 Seminoles scored at least one goal. For the seventh time in school history and for the fifth consecutive season, seven players accumulated double-digit points. In 2008, 10 different Seminoles registered double-digit points, the most in a single-season in school history. Here is a look at the double-digit scoring leaders in 2011 and how they compared to the school-record 10 set in 2008:

2011 Season

Tiffany McCarty.....	42
Janice Cayman**.....	20
Jessica Price.....	17
Tori Huster**.....	16
Dagny Brynjarsdottir*.....	13
Ines Jaurena.....	11
Jamia Fields*.....	10

* denotes freshman

** denotes graduating senior

2008 Season

Sanna Talonen.....	36
Tiffany McCarty.....	28
Lauren Switzer.....	19
Sarah Wagenfuhr.....	16
Amanda DaCosta.....	14
Tori Huster.....	13
Rachel Lim.....	12
Jessica Price.....	12
Marissa Kazbour.....	11
Casey Short.....	10

GOLDEN GOALS

- Jessica Price became the first Seminole to register a golden goal in 2011 as she found the back of the net for the game-winner in the 105th minute against North Carolina in the ACC Tournament quarterfinals.
- Price's golden goal was the first since Rachel Lim found the back of the net in a 1-0 overtime victory against Wake Forest in 2010. That game also marked head coach Mark Krikorian's 100th victory at FSU.
- Price became the first Seminole to register a golden goal in the ACC Tournament.
- With two career golden goals to her name, Price became the fourth Seminole to record multiple golden goals over her career at Florida State joining Leah Gallegos (4), Sanna Talonen (2) and Sel Kuralay (2).
- The Seminoles have registered a golden goal in each of the last 12 seasons.
- A total of 22 golden goals have been recorded in school history including seven on the road.
- The most golden goal victories over one team have come against North Carolina (3). Kristin Boyce had the first in 2000 followed by Ella Stephan (2009) and Jessica Price (2011 - ACC Tournament).

STEPHAN THRIVES VS. TAR HEELS

- Senior Ella Stephan thrived playing against North Carolina over her four-year career at Florida State recording three points on a goal and an assist. All three points resulted in game-winners against the Tar Heels.
- Stephan wrapped up her playing career with one game-winning goal and two game-winning assists.
- Her game-winning goal against the Tar Heels came in 2009 as she found the back of the net on a header off a corner with just 12 seconds remaining in double OT to lead FSU to a 3-2 victory.
- The game-winning assist came in the 2011 ACC Tournament quarterfinals as her shot off a corner went off the crossbar before Price knocked it for the goal.

ALL-TIME HAT TRICKS

- Redshirt junior Tiffany McCarty became the 12th different Seminole in school history to record a hat trick when she poured in a career-high three goals in FSU's 6-2 victory at Clemson on September 22.
- The hat trick by McCarty was the first recorded since Becky Edwards scored three goals in FSU's 7-0 victory over Jacksonville to open the 2009 season.
- There have been 17 hat tricks recorded all-time in school history.
- Five of those 17 hat tricks have come against Jacksonville. JU and Clemson are the only two schools in which Florida State has registered multiple hat tricks. FSU has two against CU.

STACKING UP AGAINST LEAGUE OPPONENTS (through regular season only)

- Redshirt junior Tiffany McCarty finished the ACC regular season as the league lead in points (17) and points per game (1.70) against ACC foes. She also ranked tied for first in goals (7) and goals per game (0.70).
- McCarty was one of only three ACC student-athletes to finish ranked in the top 10 in points, goals and assists against league opponents in 2011. McCarty joined Virginia's Morgan Brian and Miami's Kate Howarth.
- Senior Tori Huster ranked tied for seventh in points (9) and goals per game (0.40), tied for sixth in goals (4) and tied for 10th in points per game (0.90).
- Dagny Brynjarsdottir led all freshmen in goals per game at 0.40 against league foes with two goals in five matches and points per game (1.20 - two goals and two assists).
- Jamia Fields is one of two freshmen to lead the league in assists (4), while ranking second in assists per game (0.40) in conference competition this year.
- Both of Ines Jaurena's game-winning goals have come against ACC teams as she netted the game-winners against NC State and Miami. She joined teammate Tiffany McCarty with two game-winning goals during ACC play this year.
- Florida State led the league in points (61) and assists (23) against ACC opponents, while tied for first with Virginia in goals scored with 19.

ACC STREAKS

- FSU's pushed its win streak to 11 games over NC State with a 2-0 victory on October 2. Ines Jaurena and Tiffany McCarty scored for the Seminoles in the win.
- Freshman Dagny Brynjarsdottir's goal in the 84th minute against Boston College on October 16 kept the Noles unbeaten all-time vs. the Eagles with a 1-0 victory running FSU's all-time record vs. BC improved to 8-0-2.
- The series of win streaks continued for the Seminoles with a 4-2 victory over Miami. FSU has now won 12 straight over the Hurricanes.
- The Seminoles remained unbeaten all-time against Virginia Tech in 11 meetings (10-0-1) following a 2-0 road victory in Blacksburg to end the regular season on October 27. The Seminoles have never lost a regular season contest to the Hokies

CAREER NIGHT VS CLEMSON

- Tiffany McCarty wasn't the only Seminole to have a career night against the Tigers. Freshmen Jamia Fields and Kristin Grubka recorded a career-high for assists in a game, while senior Janice Cayman tied a career-high for points in a game.
- Cayman's four points came on a goal and two assists as it marked her first career multi-assist game.
- Cayman, Fields and Grubka joined Stanford transfer Katie Riley as the only Seminoles on the year to post a multi-assist game. Fields and Grubka also tallied two assists against the Tigers.

GOAL OUTBURST VS VIRGINIA

- Florida State scored three goals against Virginia in Charlottesville but fell to the Cavaliers in overtime on a golden goal by Caroline Miller in the 93rd minute.
- The three goals tied for the most scored by the Seminoles in a single-game in the series, while the three goals were the most combined goals scored by FSU since 2003.
- The setback also marked the first the Seminoles have dropped a game in which they scored three or more goals in a game under head coach Mark Krikorian (68-1-2).

PHUE-STER THAT WAS CLOSE

- Senior Tori Huster set the school-record for the latest game-tying goal in school history when she scored with 36 seconds left at Virginia to force overtime.
- The previous record was set by Kassey Kallman in 2010 when she scored with 1:03 on the clock to tie Florida 1-1.

FSU VS. ACC

- FSU owns an all-time ACC record of 67-61-14 in 17 seasons.
- The Seminoles are 46-16-8 in league play under head coach Mark Krikorian as more than half of FSU's all-time wins in the ACC has come with Krikorian at the helm.
- Under Krikorian, FSU is 27-5-3 against league opponents at home and 19-11-5 on the road.
- FSU has finished no lower than second place (including ties) in the ACC six times (2005-10) over the last seven years.
- In 2011, the Seminoles finished the ACC regular season with 15 points and a 5-5-0 record to finish

RECORD WATCH

(as of 12/5/11)

Career Records - ACC Games

POINTS

48	Tiffany McCarty (19g, 10a)	08-09, 11
26	Cindy Schofield (11g, 4a).....	99-02
26	Sanna Talonen (12g, 2a).....	07-08
24	Tori Huster (9g, 6a)	08-11
24	Mami Yamaguchi (9g, 6a).....	05-07
23	Janice Cayman (9g, 5a)	10-11

GOALS

19	Tiffany McCarty	08-09, 11
12	Sanna Talonen.....	07-08
11	Cindy Schofield.....	99-02
10	Selin Kuralay.....	05-06
9	Janice Cayman	10-11
9	Tori Huster	08-11
9	Mami Yamaguchi	05-07

ASSISTS

10	Tiffany McCarty	08-09, 11
10	Casey Short	08-10
8	Becky Edwards.....	06-09
7	Rachel Lim.....	07-10
7	Amber Tollefson.....	00-03

MULTI-GOAL GAMES

4	Tiffany McCarty	08-09, 11
2	Janice Cayman	10-11
2	Leah Gallegos.....	02-03
2	Selin Kuralay.....	05-06
2	Sanna Talonen.....	07-08
2	Amber Tollefson.....	00-03

SHOTS

91	Tiffany McCarty	08-09, 11
85	Selin Kuralay.....	05-06
68	Mami Yamaguchi	05-07
66	Amanda DaCosta	07-10
63	Kelly Rowland.....	03-06

WINS

15	Ali Mims.....	01, 04-06
13	Erin McNulty	07-09
11	Kelsey Wys	10-11
9	Joy McKenzie	01-04
8	Kate Milstead	07-08

SHUTOUTS

8	Kelsey Wys	10-11
7	Joy McKenzie.....	01-04
7	Ali Mims.....	01, 04-06
5	Erin McNulty.....	07, 09
5	Kate Milstead	07-08

Single-Season Records - ACC Games

POINTS

20	Tiffany McCarty (8g, 4a)	2009
19	Sanna Talonen (9g, 1a).....	2008
17	Tiffany McCarty (7g, 3a)	2011

GOALS

9	Sanna Talonen.....	2008
8	Tiffany McCarty	2009
7	Tiffany McCarty	2011

ASSISTS

5	Casey Short	2008
5	Sarah Wagenfuhr.....	2008
4	Jamia Fields	2011
4	Tiffany McCarty.....	2009
4	Teresa Rivera	2005
4	India Trotter	2005
4	Amber Tollefson.....	2001



THE KRİKORIAN FILE

Mark Krikorian
Head Coach

Seventh Season at FSU
126-35-14 (.760)
18th Collegiate Season
294-84-20 (.764)
St. Anselm College '83

- Florida State head coach Mark Krikorian took over the Seminole women's soccer program in 2005 and has proven to the nation that FSU soccer will be a national title contender on an annual basis.
- In his first three years in Tallahassee, Krikorian guided the Seminoles to three straight College Cup appearances and the school's first appearance in the national championship game in 2007. He guided FSU back to the College Cup in 2011, the fifth trip for the Seminoles in school history.
- He has registered at least 16 wins in each of his first seven seasons while finishing no lower than second place in the Atlantic Coast Conference six times.
- In 2009, Krikorian led the Seminoles to a share of the ACC regular season title and the No. 1 seed in the ACC Tournament for the first time in school history after wrapping up the regular season with a 7-2-1 league mark.
- In 2011, Krikorian and the Seminoles captured their first ACC Championship in school history defeating Wake Forest 3-1 in penalty kicks.
- Krikorian became FSU's all-time winningest coach on September 24, 2009 as he guided the Seminoles to a 2-1 victory over Maryland for win No. 81 at Florida State.
- Win No. 100 at FSU came in dramatic fashion as the Seminoles defeated Wake Forest 1-0 in overtime on September 30, 2010.

KRIKORIAN YEAR-BY-YEAR

1990	Franklin Pierce	10-6-2
1991	Franklin Pierce	8-9-1
1992	Franklin Pierce	20-1-0
1993	Franklin Pierce	16-3-0
1994	Franklin Pierce*	19-0-0
1995	Franklin Pierce*	20-0-0
93-19-3 (.809)		
1996	Hartford	4-14-0
1997	Hartford	19-2-1
1998	Hartford	17-5-0
1999	Hartford	18-5-2
2000	Hartford	17-4-0
75-30-3 (.708)		
2001	Philadelphia Charge	11-5-6
2002	Philadelphia Charge	11-3-8
2003	Philadelphia Charge	5-11-5
27-19-19 (.546)		
2005	Florida State	20-4-1
2006	Florida State	18-4-4
2007	Florida State	18-6-3
2008	Florida State	17-3-3
2009	Florida State	19-5-1
2010	Florida State	16-6-1
2011	Florida State	18-7-1
126-35-14 (.760)		

* = National Champions

AWARDS

- 2009.....ACC Coach of the Year
- 2005.... Soccer America National Coach of the Year
- 2005..... Soccer Buzz National Coach of the Year
- 2005.....ACC Coach of the Year
- 2005.....NSCAA South Region Coach of the Year
- 2002.....WUSA Coach of the Year
- 1997.....NSCAA Northeast Coach of the Year
- 1995.....NSCAA D-II National Coach of the Year
- 1995..... Northeast Region Coach of the Year
- 1995.....NECC Coach of the Year
- 1994.....NECC Coach of the Year
- 1993.....NSCAA D-II New England Coach of the Year
- 1992.....NSCAA D-II National Coach of the Year
- 1992..... Northeast Region Coach of the Year
- 1990.....NSCAA D-II New England Coach of the Year

in sixth place in the ACC - its lowest finish since placing seventh in 2000.

- In 2009, FSU captured its first ACC regular season title finishing league play with a record of 7-2-1 en route to earning the No. 1 seed in the conference tournament.
- Florida State registered its first ACC Championship title in 2011 defeating Wake Forest in penalty kicks 3-1. As the sixth-seed, the Seminoles became the lowest seeded team to win the league championship.

HOME SWEET HOME

- Florida State had its 14-game home unbeaten streak come to an end at the hands of North Carolina on Sept. 29. The streak was the third longest streak in program history.
- The streak began with a 3-1 win over UCF back on September 12, 2010. During the streak, FSU went 13-0-1 with the tie coming at the hands of Virginia (0-0, 2ot).
- The Seminoles had won eight in a row inside the friendly confines of the Seminole Soccer Complex before the loss to the Tar Heels.
- Dating back to the opening of the Seminole Soccer Complex in 1999, FSU has posted a home record of 120-24-6 (.820). The Noles have not lost more than two games at home in a single-season since 2004 when they suffered four.
- The Garnet and Gold have been even more impressive at home under the watchful eye of head coach Mark Krikorian posting a record of 72-8-3 (.886).

BIG WEEK FOR MCCARTY

- Junior Tiffany McCarty had a hand in all three Florida State goals as the Seminoles went on the road and defeated intra-state rival Florida 3-2.
- McCarty assisted on the first goal of the game and then scored both second half goals including the game-winner in the 72nd minute. The deciding goal came less than five minutes after the Gators had tied the game at two.
- While her lone shot in the first half hit off the crossbar, McCarty tallied five more in the second half including three on goal and another off the post. She outshot the Gators 5-4 in the second half.
- The Laurel, Md., native finished the week with seven points on three goals and one assist.
- For her efforts, McCarty was named ACC Player of the Week for the first time this season and third time in her career as well as earning a spot on TopDrawerSoccer.com's Team of the Week.

PRICE EARNS WEEKLY HONORS

- Junior forward Jessica Price was named ACC Player of the Week and earned a spot on Soccer America's Team of the Week after posting a goal and an assist as FSU defeated No. 11 Marquette and UAB.
- Price scored the game-winner against the Golden Eagles in the 65th minute to break a 1-1 tie and hand Marquette its first loss of the season.
- The Libertyville, Ill., native recorded an assist on a goal by Tiffany McCarty as the Seminoles went on the road and defeated UAB 4-0.

VANCIL EARNS FIRST SEMINOLE SHUTOUT & WIN

- Junior transfer Taylor Vancil made her first start as a Seminole in FSU's road contest at UAB.
- The Youngsville, N.C. native played all 90 minutes and made two saves as FSU defeated UAB 4-0.
- The win and shutout for Vancil were her firsts at Florida State.
- She picked-up her first ACC win and shutout as she played all 90 minutes and made two saves in leading the Seminoles to a 2-0 victory over NC State.

THE CAROLINAS ARE ON OUR MIND?

- Since the inception of women's soccer at Florida State in 1995, the Seminoles have played 67 games in the state of North Carolina - all of which include regular season road contests, ACC Tournament games (played in Cary, Chapel Hill, Durham and Winston-Salem) and NCAA Tournament games.
- FSU is 17-36-14 (.358) all-time when playing in the state of North Carolina.
- The Seminoles have posted a winning record in the 'Tobacco State' against Appalachian State (1-0-0), Clemson (1-0-1), East Carolina (1-0-0), Maryland (2-0-0), NC State (5-3-1) and Virginia Tech (1-0-1).
- The last seven years have been a huge improvement for the Seminoles in the state of North Carolina as the Seminoles have played one game under .500 going 10-11-7. No surprise that the recent success has come since Mark Krikorian took over as head coach.
- Under Krikorian, FSU has posted a record of 4-7-3 during the regular season, 5-4-3 in Cary, N.C. site of five of the last six ACC Tournaments and 0-0-1 in the NCAA Tournament - a tie against UNC in Chapel Hill which FSU won in pks to advance to the College Cup in 2006.
- FSU's win over North Carolina in the ACC Tournament Quarterfinals was the Seminoles first victory in Chapel Hill in 10 tries.

- FSU's first ACC Championship came at WakeMed Park in Cary, N.C., as the Seminoles defeated Wake Forest in penalty kicks to claim that elusive conference championship.

SUNSHINE STATE SUCCESS

- In 17 seasons, FSU has faced 11 schools from the Sunshine State compiling a record of 70-17-2 (.798)
- FSU has posted a +.500 winning percentage over 10 of those 11 schools, while never dropping a game to seven of those schools.
- Florida State faced only three schools from the state of Florida in 2011 (North Florida, Florida, Miami - all victories).
- Here is a look at FSU's success against other schools from the Sunshine State:

1) Florida Atlantic..... 1.000 (3-0-0)	7) USF0.944 (8-0-1)
Florida Gulf Coast 1.000 (1-0-0)	8) Jacksonville.....0.929 (13-1-0)
Florida International..... 1.000 (6-0-0)	9) Miami0.857 (12-2-0)
North Florida 1.000 (3-0-0)	10) UCF.....0.708 (8-3-1)
Stetson 1.000 (6-0-0)	11) Florida.....0.421 (8-11-0)
West Florida 1.000 (2-0-0)	

NEW KIDS ON THE BLOCK

- It didn't take long for the Seminole newcomers to make an impression in 2011 as three of the newest members in Garnet & Gold were involved in the first two goals in the first half in FSU's 5-0 victory over North Florida.
- Freshman Kristin Grubka scored her first collegiate goal, the eventual game-winner, on an assist from Katie Riley in the 25th minute.
- The assist for Riley was the first of two for the transfer from Stanford as she added her second combining with freshman Jamia Fields on a goal by Ines Jaurena in the 35th minute.
- Riley became the first Seminole with a multi-assist game on the year.
- Louisville transfer Taylor Vancil got her first action in goal as a Seminole as she started the second half against the Ospreys and played just over 40 minutes before giving way to freshman Monterae Carter.
- Freshman Hikaru Murakami recorded her first collegiate point as she assisted on the game-winner scored by Ines Jaurena in FSU's 2-0 win over NC State.

NICE TO MEET YOU

- Florida State and New Mexico squared-off for the first time on Friday, August 26 in Tallahassee.
- The second first time opponent in 2011 came in the NCAA Tournament First Round as the Seminoles defeated the Samford Bulldogs 2-0.
- FSU has fared well when facing a team for the first time posting an all-time record of 51-28-4.
- With the win over the Lobos and Bulldogs in 2011, the Garnet & Gold has won 14 of their last 16 games (14-1-1) against first time opponents. The last loss came at Stanford in the quarterfinals of the NCAA Tournament (5-0).
- FSU improved to 18-3-1 against first time opponents under head coach Mark Krikorian.

OPENING DAY RECORDS

- With a 1-0 victory over Oregon State to open the 2011 season, FSU improved to 11-5-1 all-time on opening day, including a mark of 4-4-0 when opening the season on the road.
- FSU is now 6-1-0 on opening day under head coach Mark Krikorian, including a mark of 3-1-0 on the opposition's home turf.

Opening Day Results All-Time Under Krikorian:

2005 - FSU d. Southern California, 4-0 (Los Angeles, Calif.)

2006 - FSU d. Portland, 2-1 (Tallahassee, Fla.)

2007 - Portland d. FSU, 2-1 ot (Portland, Ore.)

2008 - FSU d. UCF, 5-0 (Tallahassee, Fla.)

2009 - FSU d. Jacksonville, 7-0 (Tallahassee, Fla.)

2010 - FSU d. Washington State, 1-0 (Pullman, Wash.)

2011 - FSU d. Oregon State, 1-0 (Corvallis, Ore.)

- FSU has won four straight season openers outscoring the opposition 14-0.
- The season opener in Corvallis marked just the third time in school history the Seminoles opened on the road in back-to-back seasons. The last time this happened was the 1996 & 1997 seasons when FSU traveled to face West Florida (W, 4-1) and Wake Forest (L, 1-2).
- In 2009, FSU set the school record for the most goals scored on opening day in a 7-0 victory over Jacksonville. The seven goals surpassed the previous record of five set against UCF in 2008. In that game against JU, Becky Edwards became just the second player in school history to record a hat

PLAYER CAREER-HIGHS

2 Ines Jaurena

Points: 2 (Eight Times) Last: Virginia, 11/25/11
 Goals: 1 (Eight Times) Last: Virginia, 11/25/11
 Assists: 1 (10 Times) Last: at Virginia, 10/8/11
 Shots: 3 (Four Times) Last: Maryland, 10/13/11
 SOG: 3 South Alabama, 8/28/09

4 Jamia Fields

Points: 3 Mercer, 9/11/11
 Goals: 1 (Twice) Last: Mercer, 9/11/11
 Assists: 2 at Clemson, 9/22/11
 Shots: 5 Oregon State, 8/19/11
 SOG: 2 at Duke, 9/18/11

6 Jessica Price

Points: 5 (Twice) Last: Washington State, 9/6/09
 Goals: 2 (Four Times) Last: SE Louisiana, 11/13/09
 Assists: 3 South Alabama, 8/28/09
 Shots: 6 at Penn State, 8/29/08
 SOG: 4 Washington State, 9/6/09

7 Dagny Brynjarsdottir

Points: 3 (Twice) Last: at Virginia, 10/8/11
 Goals: 1 (Five Times) Last: Virginia, 11/25/11
 Assists: 1 (Three Times) Last: at Virginia, 10/8/11
 Shots: 4 (Twice) Last: Maryland, 10/13/11
 SOG: 2 (Four Times) Last: vs. Portland, 11/18/11

8 Katya Gokhman

Points: 2 vs. Wake Forest, 11/3/10
 Goals: 1 vs. Wake Forest, 11/3/10
 Assists: 1 Stetson, 8/29/10
 Shots: 1 (Six Times) Last: USF, 11/14/10
 SOG: 1 (Four Times) Last: USF, 11/14/10

9 Kassey Kallman

Points: 2 (Six Times) Last: vs. Louisville, 11/20/11
 Goals: 1 (Six Times) Last: vs. Louisville, 11/20/11
 Assists: 1 (Six Times) Last: Virginia, 11/25/11
 Shots: 2 (Four Times) Last: North Carolina, 9/29/11
 SOG: 2 Florida, 9/10/10

10 Tori Huster

Points: 3 (Five Times) Last: at Virginia Tech, 10/27/11
 Goals: 1 (20 Times) Last: Virginia Tech, 10/27/11
 Assists: 1 (19 Times) Last: vs. Portland, 11/18/11
 Shots: 7 (Three Times) Last: Wake Forest, 9/30/10
 SOG: 7 Wake Forest, 9/30/10

11 Katie Riley

Points: 2 North Florida, 8/28/11
 Goals
 Assists: 2 North Florida, 8/28/11
 Shots: 1 (Twice) Last: at Virginia Tech, 10/27/11
 SOG

12 Taylor Vancil

Minutes: 92:57 at Virginia, 10/8/11
 Saves: 6 at Virginia, 10/8/11
 Fewest Goals Against: 0 (Four Times) . Last: NC State, 10/2/11
 Goals Allowed: 4 at Virginia, 10/8/11

13 Kristin Grubka

Points: 3 Mercer, 9/11/11
 Goals: 1 (Three Times) Last: vs. Portland, 11/18/11
 Assists: 2 at Clemson, 9/22/11
 Shots: 4 (Twice) Last: vs. Portland, 11/18/11
 SOG: 2 Mercer, 9/11/11

PLAYER CAREER-HIGHS

14 Tiffany McCarty

Points: 6 (Twice).....Last: at Clemson, 9/22/11
Goals: 3.....at Clemson, 9/22/11
Assists: 2 (Twice).....Last: at Clemson 10/15/09
Shots: 8.....Virginia Tech, 9/28/08
SOG: 5.....Samford, 11/11/11

15 Tiana Brockway

Points: 2 (Twice).....Last: Samford, 11/11/11
Goals: 1 (Twice).....Last: Samford, 11/11/11
Assists: 1 (Nine Times).....Last: vs. Portland, 11/18/11
Shots: 3 (Three Times).....Last: Samford, 11/11/11
SOG: 2.....Samford, 11/11/11

16 CC Cobb

Points: 2.....Stetson, 8/29/10
Goals: 1.....Stetson, 8/29/10
Assists: 1.....Mercer, 9/11/11
Shots: 2.....Stetson, 8/29/10
SOG: 1 (Twice).....Last: UCF, 9/12/10

17 Ella Stephan

Points: 3.....Jacksonville, 8/21/09
Goals: 1 (Four Times).....Last: Marquette, 11/20/10
Assists: 1 (Three Times).....Last: at North Carolina, 10/30/11
Shots: 4.....Miami, 10/23/11
SOG: 2.....at Duke, 10/11/09

18 Hikaru Murakami

Points: 1 (Twice).....Last: at Virginia, 10/8/11
Goals
Assists: 1 (Twice).....Last: at Virginia, 10/8/11
Shots: 1 (Seven Times).....Last: Samford, 11/11/11
SOG: 1.....at Clemson, 9/22/11

19 Kelsey Wys

Minutes: 110:00 (Twice).....Last: vs. Wake Forest, 11/6/11
Saves: 15.....Duke, 10/3/10
Fewest Goals Against: 0 (24 Times).....Last: Virginia, 11/25/11
Goals Allowed: 5.....at Stanford, 11/26/10

20 Janice Cayman

Points: 4 (Three Times).....Last: at Clemson, 9/22/11
Goals: 2 (Twice).....Last: Virginia Tech, 10/24/10
Assists: 2.....at Clemson, 9/22/11
Shots: 5 (Twice).....Last: Miami, 10/23/11
SOG: 3 (Four Times).....Last: at Maryland, 10/28/10

21 Marta Bakowska-Mathews

Points: 1.....at UAB, 9/4/11
Goals
Assists: 1.....at UAB, 9/4/11
Shots: 3.....at Portland, 8/21/11
SOG: 1 (Twice).....Last: New Mexico, 8/26/11

23 Toni Pressley

Points: 3 (Twice).....Last: at UAB, 9/4/11
Goals: 1 (11 Times).....Last: at UAB, 9/4/11
Assists: 2 (Twice).....Last: UAB, 9/13/09
Shots: 6.....Florida International, 9/5/08
SOG: 4.....Virginia Tech, 9/28/08

25 Natalie Punal

Points
Goals
Assists
Shots: 1.....Maryland 10/13/11
SOG

trick on opening day joining Maren Vik Edvardsen who scored four against Furman back in 1998.

ACC PRESEASON POLL

- FSU was the coaches pick to finish second in the ACC in 2011.
- The Seminoles earned 111 points, their highest point total in school history, finishing just six points behind North Carolina, who was the coaches' preseason favorite for the 20th consecutive season.
- Florida State achieved another program first by receiving four first-place votes, one more than the previous school-record of three established back in 2006.
- The Seminoles have been picked to finish in the top four of the ACC in nine of the last 10 seasons. 2011 marks the sixth time in the program's 17-year history that FSU has been slated to finish in second place.

AUGUST PLAY

- Florida State's 2-1 loss to No. 7 Portland on Sunday, August 21 snapped a 15-game winning streak for the Seminoles in the month of August.
- FSU finished up the month with shutout victories over New Mexico and North Florida and now sit with an all-time record of 23-6-1 in games played during the month of August.
- The Seminoles had won their first 13 games in August under head coach Mark Krikorian (15-1-0).
- FSU has outscored the opposition 81-28 all-time in August including 15 shutouts.

PRESEASON ACCOLADES

- For the second year in a row, Tiffany McCarty and Toni Pressley were named to the MAC Hermann Trophy Watch List, presented to the nation's top collegiate player.
- FSU is one of seven schools to have at least two players named to the preseason watch list.
- FSU has had a student-athlete named to the watch list every year since 2004, while this year marks the fifth time in school history that two student-athletes have been named to the preseason list - 2006: Selin Kuralay & India Trotter; 2008 & 2009: Becky Edwards & Amanda DaCosta; 2010 & 2011: McCarty & Pressley.
- Mami Yamaguchi won the MAC Hermann Trophy in 2007; Leah Gallegos was the first Seminole to be named to the watch list in 2004.
- Toni Pressley was also honored as a preseason All-American by *Soccer America*.

SCHEDULE TOUGHNESS

- Fourteen teams on the 2011 schedule recorded 10 or more wins a season ago. Thirteen schools earned a bid to participate in the 2010 NCAA Tournament, while five of those teams played into the third round of the tournament.
- This year's opponents posted a combined record of 233-120-34 in 2010 good for a .646 winning percentage.
- Of the eight non-conference games slated for the Seminoles in 2011, six of those teams participated in the NCAA Tournament last year, while five recorded at least 12 wins.
- Florida State will face nine teams that are ranked in the preseason top 25 poll released by the NSCAA including seven that rank in the top 12.

IMPACT PLAYERS

- Freshman Dagny Brynjarsdottir and junior Taylor Vancil were recognized by Soccer America as two impact players for the upcoming season.
- Brynjarsdottir was one of 10 freshmen who Soccer America felt could make a major impact on their respective teams during the 2011 season.
 - **Quote from SA:** "Seminoles coach Mark Krikorian has a long history of recruiting foreign students, and Brynjarsdottir could be one of the best he's brought to Tallahassee. The 5-foot-10 midfielder is used to competing in elite company. She played for Iceland's national team against the USA at this year's Algarve Cup."
- Vancil was one of 10 transfer students in 2011 that Soccer America felt could have a huge impact on the 2011 women's race.
 - **Quote from SA:** "Former U.S. U-17 and U-20 keeper that started her first two seasons at Louisville. Won the Golden Glove as the top keeper at the 2008 U-17 World Cup."

MISCELLANEOUS STATS

GOALS BY PERIOD - Goal For/Goal Against

First.....	21-14
Second.....	33-13
OT.....	0-1
2OT.....	1-0
Total.....	55-28

GOAL DIFFERENTIAL - W/L RECORD

Even.....	0-0-1
1-Goal.....	6-3-0
2-Goals.....	7-2-0
3-Goals.....	1-2-0
4+ Goals.....	4-0-0
Total.....	18-7-1

MULTI-GOAL PERFORMANCES

Name	Career	2011
Tiffany McCarty.....	9	2
Jessica Price.....	4	
Casey Short.....	3	
Janice Cayman.....	2	




MULTI-ASSIST PERFORMANCES

Name	Career	2011
Tiffany McCarty.....	2	
Toni Pressley.....	2	
Jessica Price.....	2	
Janice Cayman.....	1	1
Jamia Fields.....	1	1
Kristin Grubka.....	1	1
Katie Riley.....	1	1

MULTI-POINT PERFORMANCE IN 2011

Dagny Brynjarsdottir.....	1G, 1A vs. UF - 9/9
.....	1G, 1A vs. UVA - 10/8
Janice Cayman.....	1G, 1A vs. Marquette - 9/2
.....	1G, 2A vs. Clemson - 9/22
.....	1G, 1A vs. Portland - 11/18
Jamia Fields.....	1G, 1A vs. Mercer - 9/11
.....	2A vs. Clemson - 9/22
Kristin Grubka.....	1G, 1A vs. Mercer - 9/11
.....	2A vs. Clemson - 9/22
Tori Huster.....	1G, 1A vs. Virginia Tech - 10/27
Tiffany McCarty.....	2G, 1A vs. UF - 9/9
.....	3G vs. Clemson - 9/22
.....	1G, 1A vs. Miami - 10/23
.....	1G, 1A vs. Virginia Tech - 10/27
Toni Pressley.....	1G, 1A vs. UAB - 9/4
Jessica Price.....	1G, 1A vs. UNF - 8/28
Katie Riley.....	2A vs. UNF - 8/28

WEEKLY RANKINGS

	PS	1	2	3	4	5	6	7	8	9	10	11	12	F
	4	11	10	9	6	10	10	10	11	15	12	9	6	
	5	9	7	5	3	10	9	13	17	19	17	14	9	3
	5	7	8	7	6	12	12	13	18	17	14	11	7	

NP = No Poll NR = Not Ranked

WEEKLY POLLS

italized indicates opponents on 2011 schedule

Soccer America (as of 11/7/11)			NSCAA/adidas Top 25 (FINAL)			Soccer Times (as of 11/7/11)		
Rank	Team	Last Week	Rank	Team	Last Week	Rank	Team	Last Week
1.	Stanford.....	1	1.	Stanford.....	1	1.	Stanford.....	1
2.	UCLA.....	2	2.	<i>Duke</i>	2	2.	UCLA.....	4
3.	Memphis.....	4	3.	Florida State	9	3.	<i>Duke</i>	2
4.	Oklahoma State.....	3	4.	<i>Wake Forest</i>	6	4.	<i>Wake Forest</i>	6
5.	<i>Duke</i>	5	5.	Oklahoma State.....	4	5.	Oklahoma State.....	3
6.	Florida State	9	6.	<i>Virginia</i>	8	6.	Memphis.....	9
7.	<i>Wake Forest</i>	8	7.	UCLA.....	2	7.	Florida State	11
8.	<i>Virginia</i>	6	8.	Penn State.....	13	8.	<i>Virginia</i>	5
9.	West Virginia.....	11	9.	Memphis.....	5	9.	Pepperdine.....	8
10.	Pepperdine.....	14	10.	Pepperdine.....	7	10.	West Virginia.....	15
11.	Wisconsin-Milwaukee.....	15	11.	<i>Maryland</i>	18	11.	Penn State.....	10
12.	Boston University.....	18	12.	UCF.....	NR	12.	Texas A&M.....	21
13.	Illinois.....	19	13.	<i>North Carolina</i>	19	13.	<i>North Carolina</i>	13
14.	William & Mary.....	22	14.	Long Beach State.....	NR	14.	Santa Clara.....	7
15.	Texas A&M.....	25	15.	<i>Boston College</i>	21	15.	<i>Marquette</i>	12
16.	Penn State.....	7	16.	<i>Marquette</i>	12	16.	Wisconsin-Milwaukee.....	16
17.	Santa Clara.....	10	17.	Boston University.....	14	17.	<i>Florida</i>	18
18.	<i>North Carolina</i>	12	18.	West Virginia.....	10	18.	<i>Boston College</i>	14
19.	<i>Marquette</i>	13	19.	Illinois.....	16	19.	Illinois.....	25
20.	Auburn.....	NR	20.	Santa Clara.....	11	20.	<i>Oregon State</i>	17
21.	UC Irvine.....	16	21.	Texas A&M.....	17	21.	<i>Maryland</i>	19
22.	<i>Boston College</i>	17	22.	<i>Virginia Tech</i>	NR	22.	Boston University.....	24
23.	La Salle.....	23	23.	Wisconsin-Milwaukee.....	15	23.	Auburn.....	NR
24.	Long Beach State.....	NR	24.	<i>Louisville</i>	NR	24.	UC Irvine.....	22
25.	<i>Maryland</i>	22	25.	South Carolina.....	22	25.	South Carolina.....	20

2011 FLORIDA SEMINOLE ROSTER

No.	Name	Pos.	Ht.	Yr.	Hometown/Last School
1	Monterae Carter	GK	5-8	FR	Boca Raton, Fla./St. Thomas Aquinas HS
2	Ines Jaurena	D/MF	5-3	JR	Charenton le Pont, France/Lycée Louis Bascan HS
3	Casey Short	MF	5-6	SR	Naperville, Ill./Naperville Central HS
4	Jamia Fields	F	5-4	FR	Alta Loma, Calif./Los Osos HS
6	Jessica Price	F	5-5	R-JR	Libertyville, Ill./Vernon Hills HS
7	Dagny Brynjarsdottir	MF	5-10.5	FR	Hella, Iceland/Garðabaer College
8	Katya Gokhman	MF	5-4	SR	Atlanta, Ga./Furman
9	Kassey Kallman	D	5-8	SO	Woodbury, Minn./Woodbury HS
10	Tori Huster	MF	5-5	SR	Cincinnati, Ohio/Saint Ursula Academy HS
11	Katie Riley	D	5-6.5	SR	Manteca, Calif./Stanford
12	Taylor Vancil	GK	5-7	JR	Youngsville, N.C./Louisville
13	Kristin Grubka	F/D	5-10	FR	Melbourne, Fla./Melbourne HS
14	Tiffany McCarty	F	5-4	R-JR	Laurel, Md./St. John's College HS
15	Tiana Brockway	D	5-6	JR	Tacoma, Wash./Stadium HS
16	CC Cobb	MF	5-4	SO	Delray Beach, Fla./American Heritage HS
17	Ella Stephan	D	5-7	SR	Indian Harbour Beach, Fla./Satellite HS
18	Hikaru Murakami	MF	5-1	FR	Nagoya, Japan/Tomioka HS
19	Kelsey Wys	GK	5-9	R-SO	Coral Springs, Fla./Marjory Stoneman Douglas HS
20	Janice Cayman	MF/F	5-5	SR	Brasschaat, Belgium/Catholic University Leuven
21	Marta Bakowska-Mathews	MF	5-9	FR	Herne Bay, Kent, England/St. Michaels University
23	Toni Pressley	D	5-10	SR	Melbourne, Fla./West Short HS
24	Kara Buono	MF	5-2	SO	Valrico, Fla./Appalachian State
25	Natalie Punal	F	5-8	FR	Wellington, Fla./Wellington HS

COACHING STAFF

Head Coach: Mark Krikorian (7th Season) St. Anselm College (1983)
Associate Head Coach: Eric Bell (6th Season)..... College of Wooster (1992)
Assistant Coach: Mike Bristol (3rd Season)..... Western Illinois (1999)
Volunteer Assistant: Morinao Imaizumi (1st Season) Tsukuba University (1983)
Director of Operations: Joshua Walters (2nd Season) Columbia Southern (2004)
Team Manager: Jean Rettig (4th Season) Penn State (2007)

SEMINOLE ROSTER BREAKDOWN

POSITION BREAKDOWN

Goalkeepers (3):.....Carter, Vancil, Wys
 Defenders (6):..... Brockway, Jaurena, Kallman, Pressley, Riley, Stephan
 Midfielders (8): Bakowska-Mathews, Brynjarsdottir, Buono, Cobb, Gokhman, Huster, Murakami, Short
 Forwards (6):Cayman, Fields, Grubka, McCarty, Price, Punal

EXPERIENCE BREAKDOWN

Seniors 7 - Cayman, Gokhman, Huster, Pressley, Riley, Short, Stephen
 Redshirt Juniors 2 - McCarty, Price
 Juniors 3 - Brockway, Jaurena, Vancil
 Redshirt Sophomore 1 - Wys
 Sophomores..... 3 - Buono, Cobb, Kallman
 Freshmen 7 - Bakowska-Mathews Brynjarsdottir, Carter Fields, Grubka, Murakami, Punal

PRONUNCIATION GUIDE

Marta **Bakowska**-Mathews.....Buh-cow-skuh
Tiana Brockway.....Tee-ah-nah
Dagny BrynjarsdottirDag-knee Brin-yas-daughter
 Kara **Buono**.....Bo-No
Monterae Carter.....Mon-ah-ray
Jamia Fields.....Jah-MEE-uh
Katya Gokhman.....Cot-ya Gauk-men
 Kristin **Grubka**Grr-rub-kah
 Tori **Huster**HUE-ster
Ines JaurenaEE-nis Jah-REE-nuh
Kassey Kallman..... Kass-E
 Mark **Krikorian**.....kruh-core-EE-an
Imaizumi Morinaouh-Mize-uh-may
Hikaru MurakamiHE-kah-ROO Muor-AH-kah-ME
 Natalie **Punal**.....Poon-Yow
 Kelsey **Wys**Weiss

2011 BOX SCORES

Game 1: 1-0-0, 0-0-0

#5 Florida State vs #19 Oregon State
Aug 19, 2011 at Corvallis, Ore.
Attendance: 1127

Goals by period	1	2	Tot
Florida State	0	1	1
Oregon State	0	0	0

Florida State

Pos	##	Player	Sh	G	A
GK	19	Kelsey Wys	0	0	0
D	2	Ines Jaurena	1	0	0
F	4	Jamia Fields	5	0	0
MF	7	Dagny Brynjarsdottir	1	0	0
D	9	Kassey Kallman	1	0	0
MF	10	Tori Huster	1	0	0
MF	11	Katie Riley	0	0	0
F	14	Tiffany McCarty	3	1	0
D	15	Tiana Brockway	1	0	0
MF	20	Janice Cayman	1	0	0
D	23	Toni Pressley	0	0	0

Substitutes

6	Jessica Price	2	0	1
13	Kristin Grubka	0	0	0
16	CC Cobb	0	0	0
17	Ella Stephan	0	0	0
18	Hikaru Murakami	0	0	0
21	M. Bakowska-Mathews	0	0	0

Totals **16** **1** **1**

Oregon State

Pos	##	Player	Sh	G	A
GK	5	Colleen Boyd	0	0	0
F	3	Jenna Richardson	2	0	0
MF	9	Melinda Ingalls	1	0	0
D	10	Ashley Seal	1	0	0
F	12	Chelsea Buckland	2	0	0
D	14	Milan Cabrera	0	0	0
D	18	Ashley Folsom	1	0	0
MF	19	Lindsay Meiggs	0	0	0
MF	20	Brittney Oljar	1	0	0
D	22	Brittany Galindo	1	0	0
MF	26	Megan Miller	0	0	0

Substitutes

4	Erin Uchacz	1	0	0
8	Jessica Niewoehner	0	0	0
15	Justyne Freud	0	0	0

Totals **10** **0** **0**

Florida State

##	Player	MIN	GA	Saves
19	Kelsey Wys	90:00	0	7

Oregon State

##	Player	MIN	GA	Saves
5	Colleen Boyd	90:00	1	5

Shots by period	1	2	Tot
Florida State	7	9	16
Oregon State	4	6	10

Corner kicks	1	2	Tot
Florida State	2	2	4
Oregon State	2	2	4

Saves by period	1	2	Tot
Florida State	2	5	7
Oregon State	2	3	5

Game 2: 1-1-0, 0-0-0

#4 Florida State vs #7 Portland
Aug 21, 2011 at Portland, Ore.
Attendance: 2817

Goals by period	1	2	Tot
Florida State	1	0	1
Portland	2	0	2

Florida State

Pos	##	Player	Sh	G	A
GK	19	Kelsey Wys	0	0	1
D	2	Ines Jaurena	1	0	0
F	4	Jamia Fields	3	0	0
MF	7	Dagny Brynjarsdottir	2	0	0
D	9	Kassey Kallman	0	0	0
MF	10	Tori Huster	2	0	0
MF	11	Katie Riley	0	0	0
F	14	Tiffany McCarty	3	1	0
D	15	Tiana Brockway	2	0	0
MF	20	Janice Cayman	2	0	0
D	23	Toni Pressley	0	0	0

Substitutes

6	Jessica Price	2	0	0
13	Kristin Grubka	1	0	0
18	Hikaru Murakami	1	0	0
21	M. Bakowska-Mathews	3	0	0

Totals **22** **1** **1**

Portland

Pos	##	Player	Sh	G	A
GK	1	Hailee DeYoung	0	0	0
D	8	Kassi McCluskie	0	0	0
MF	9	Danielle Foxhoven	3	2	0
MF	10	Cloee Colohan	1	0	0
MF	12	Sarah Bridges	1	0	0
D	13	Rebekah Kurle	0	0	0
F	15	Amanda Frisbee	1	0	0
F	19	Micaela Capelle	3	0	0
D	20	Michelle Cruz	0	0	0
D	21	Emma Nelson	1	0	0
MF	22	Ellen Parker	0	0	0

Substitutes

2	Kaila Cameli	0	0	0
4	Emily Sippel	0	0	0
5	Taylor Brooke	0	0	0
6	Michelle Olivier	0	0	0
14	Halley Kreminski	1	0	0

Totals **11** **2** **0**

Florida State

##	Player	MIN	GA	Saves
19	Kelsey Wys	90:00	2	3

Portland

##	Player	MIN	GA	Saves
1	Hailee DeYoung	90:00	1	3
	Team	0:00	0	2

Shots by period	1	2	Tot
Florida State	8	14	22
Portland	7	4	11

Corner kicks	1	2	Tot
Florida State	1	3	4
Portland	4	0	4

Saves by period	1	2	Tot
Florida State	2	1	3
Portland	2	3	5

Game 3: 2-1-0, 0-0-0

New Mexico vs #9 Florida State
Aug 26, 2011 at Tallahassee, Fla.
Attendance: 942

Goals by period	1	2	Tot
New Mexico	0	0	0
Florida State	1	0	1

New Mexico

Pos	##	Player	Sh	G	A
GK	1	Kelli Cornell	0	0	0
MF	2	Rachel Montoya	0	0	0
F	3	Jennifer Williams	1	0	0
F	6	Natalie Jenks	4	0	0
D	9	Elizabeth Nare,	0	0	0
D	10	Roxie McFarland	0	0	0
D	12	Lauren Irwin	0	0	0
D	13	Brooke Ellison	0	0	0
MF	14	Jael Fanning	1	0	0
MF	21	Amanda Collins	0	0	0
MF	23	Zaneta Wyne	0	0	0

Substitutes

7	Stephanie Rowe	0	0	0
11	Brianna Webster	1	0	0
20	Brianna Martinez	0	0	0
25	Shelbie Luna	2	0	0
32	Elba Holguin	0	0	0

Totals **9** **0** **0**

Florida State

Pos	##	Player	Sh	G	A
GK	19	Kelsey Wys	0	0	0
D	2	Ines Jaurena	2	0	0
F	6	Jessica Price	1	0	1
MF	7	Dagny Brynjarsdottir	0	0	0
D	9	Kassey Kallman	1	1	0
MF	10	Tori Huster	1	0	0
F	14	Tiffany McCarty	2	0	0
D	15	Tiana Brockway	0	0	0
MF	20	Janice Cayman	0	0	0
MF	21	M. Bakowska-Mathews	1	0	0
D	23	Toni Pressley	0	0	0

Substitutes

4	Jamia Fields	1	0	0
8	Katya Gokhman	0	0	0
11	Katie Riley	0	0	0
13	Kristin Grubka	0	0	0
18	Hikaru Murakami	0	0	0

Totals **9** **1** **1**

New Mexico

##	Player	MIN	GA	Saves
1	Kelli Cornell	90:00	1	2

Florida State

##	Player	MIN	GA	Saves
19	Kelsey Wys	90:00	0	2
	Team	0:00	0	1

Shots by period	1	2	Tot
New Mexico	4	5	9
Florida State	2	7	9

Corner kicks	1	2	Tot
New Mexico	1	2	3
Florida State	2	4	6

Saves by period	1	2	Tot
New Mexico	0	2	2
Florida State	1	2	3

2011 BOX SCORES

Game 4: 3-1-0, 0-0-0

North Florida vs #9 Florida State
 Aug 28, 2011 at Tallahassee, Fla.
 Attendance: 679

Goals by period	1	2	Tot
North Florida	0	0	0
Florida State	2	3	5

North Florida

Pos	##	Player	Sh	G	A
GK	1	Megan Dorsey	0	0	0
D	2	Same Keyes	0	0	0
D	5	Martha Tracey	0	0	0
D	6	Sadie McLean	0	0	0
F	7	Lauren Hopfensperger	0	0	0
MF	9	Vladana Petricevic	0	0	0
F	15	Katie Schafer	0	0	0
D	19	Taylor Gillespie	0	0	0
MF	21	Kathryne Husted	0	0	0
MF	23	Keara Murphy	0	0	0
MF	26	Thea Linkfield	1	0	0

Substitutes

4	Denisse Soltero	0	0	0
8	Alexa Raborn	0	0	0
11	Michele Larrinaga	0	0	0
13	Lauren Irurzun	0	0	0
14	Alexandra Herman	0	0	0
16	Jill Holdsworth	0	0	0
17	Bri Swift	0	0	0
20	Heather Botelho	0	0	0
22	Carolina Lencina	1	0	0
27	Allie Tucker	0	0	0

Totals	2	0	0
---------------	----------	----------	----------

Florida State

Pos	##	Player	Sh	G	A
GK	19	Kelsey Wys	0	0	0
D	2	Ines Jaurena	1	1	0
F	6	Jessica Price	2	1	1
MF	7	Dagny Brynjarsdottir	0	0	0
D	9	Kassey Kallman	0	0	1
MF	10	Tori Huster	2	1	0
F	14	Tiffany McCarty	3	1	0
D	15	Tiana Brockway	1	0	0
MF	20	Janice Cayman	2	0	1
MF	21	M. Bakowska-Mathews	0	0	0
D	23	Toni Pressley	0	0	0

Substitutes

1	Monterae Carter	0	0	0
4	Jamia Fields	2	0	1
8	Katya Gokhman	0	0	0
11	Katie Riley	1	0	2
12	Taylor Vancil	0	0	0
13	Kristin Grubka	1	1	0
16	CC Cobb	0	0	0
18	Hikaru Murakami	1	0	0
24	Kara Buono	0	0	0
25	Natalie Punal	0	0	0
26	Jordan Johnson	0	0	1

Totals	16	5	7
---------------	-----------	----------	----------

North Florida

##	Player	MIN	GA	Saves
1	Megan Dorsey	90:00	5	3

Florida State

##	Player	MIN	GA	Saves
19	Kelsey Wys	45:00	0	1
12	Taylor Vancil	40:05	0	0
1	Monterae Carter	4:55	0	0

Shots by period	1	2	Tot
North Florida	1	1	2
Florida State	11	5	16

Corner kicks	1	2	Tot
North Florida	1	0	1
Florida State	5	4	9

Saves by period	1	2	Tot
North Florida	3	0	3
Florida State	1	0	1

Game 5: 4-1-0, 0-0-0

#11 Marquette vs #7 Florida State
 Sept 02, 2011 at Tallahassee, Fla.
 Attendance: 745

Goals by period	1	2	Tot
Marquette	0	1	1
Florida State	1	2	3

Marquette

Pos	##	Player	Sh	G	A
GK	0	Natalie Kulla	0	0	0
D	3	Ally Miller	2	0	0
F	4	Maegan Kelly	0	0	0
MF	6	Ashley Stemmeler	0	0	0
F	7	Lisa Philbin	1	0	0
D	8	Katie Hishmeh	0	0	0
MF	10	Kate Reigle	0	0	0
MF	15	Taylor Madigan	0	0	0
D	16	Megan Jaskowiak	0	0	0
MF	17	Rachel Brown	0	0	0
D	25	Kerry McBride	1	0	0

Substitutes

2	Mady Vicker	0	0	0
9	Cara Jacobson	1	0	0
11	Britney Scott	1	1	0
12	Lindsey Page	2	0	1
18	Rachael Sloan	3	0	0
19	Emily Jacobson	0	0	0
20	V. Legault-Cordisco	1	0	0
24	Mary Luba	0	0	0

Totals	12	1	1
---------------	-----------	----------	----------

Florida State

Pos	##	Player	Sh	G	A
GK	19	Kelsey Wys	0	0	0
D	2	Ines Jaurena	0	0	0
F	6	Jessica Price	1	1	0
MF	7	Dagny Brynjarsdottir	0	0	0
D	9	Kassey Kallman	0	0	0
MF	10	Tori Huster	1	1	0
F	14	Tiffany McCarty	0	0	0
D	15	Tiana Brockway	1	0	1
MF	20	Janice Cayman	2	1	1
MF	21	M. Bakowska-Mathews	0	0	0
D	23	Toni Pressley	1	0	0

Substitutes

4	Jamia Fields	0	0	0
8	Katya Gokhman	0	0	0
11	Katie Riley	0	0	0
13	Kristin Grubka	0	0	0
16	CC Cobb	0	0	0
17	Ella Stephan	0	0	0

Totals	6	3	2
---------------	----------	----------	----------

Marquette

##	Player	MIN	GA	Saves
0	Natalie Kulla	90:00	3	0

Florida State

##	Player	MIN	GA	Saves
19	Kelsey Wys	90:00	1	3

Shots by period	1	2	Tot
Marquette	4	8	12
Florida State	2	4	6

Corner kicks	1	2	Tot
Marquette	1	1	2
Florida State	0	1	1

Saves by period	1	2	Tot
Marquette	0	0	0
Florida State	0	3	3

Game 6: 5-1-0, 0-0-0

#7 Florida State vs UAB
 Sept 04, 2011 at Birmingham, Ala.
 Attendance: 100

Goals by period	1	2	Tot
Florida State	1	3	4
UAB	0	0	0

Florida State

Pos	##	Player	Sh	G	A
GK	12	Taylor Vancil	0	0	0
D	2	Ines Jaurena	1	0	0
F	6	Jessica Price	0	0	1
M	7	Dagny Brynjarsdottir	0	0	0
D	9	Kassey Kallman	1	1	0
M	10	Tori Huster	0	0	0
F	14	Tiffany McCarty	3	1	0
D	15	Tiana Brockway	3	0	0
M	17	Ella Stephan	1	0	0
M	20	Janice Cayman	0	0	0
D	23	Toni Pressley	1	1	1

Substitutes

4	Jamia Fields	2	1	0
8	Katya Gokhman	0	0	0
11	Katie Riley	0	0	0
13	Kristin Grubka	0	0	0
16	CC Cobb	0	0	0
18	Hikaru Murakami	0	0	0
21	M. Bakowska-Mathews	0	0	1
24	Kara Buono	0	0	0
25	Natalie Punal	0	0	0
26	Jordan Johnson	1	0	1

Totals	13	4	4
---------------	-----------	----------	----------

UAB

Pos	##	Player	Sh	G	A
GK	0	Katie Getzinger	0	0	0
M	2	Johanna Liney	0	0	0
D	5	Sam Bradford	0	0	0
D	7	Pascale Pinard	0	0	0
M	8	Carolyn Polcari	3	0	0
M	9	Kirsten Ebert	0	0	0
D	10	Allison Young	1	0	0
D	14	Mary Catherin Combs	1	0	0
M	17	Emma Smith	0	0	0
F	21	Tiffini Turpin	0	0	0
M	39	Jasmine Kauka	0	0	0

Substitutes

11	Erin Pincombe	0	0	0
12	Taylor Murphy	0	0	0
15	Megan Collins	1	0	0
19	Mariana Hardison	0	0	0

Totals	6	0	0
---------------	----------	----------	----------

Florida State

##	Player	MIN	GA	Saves
12	Taylor Vancil	90:00	0	2

UAB

##	Player	MIN	GA	Saves
0	Katie Getzinger	90:00	4	5

Shots by period	1	2	Tot
Florida State	6	7	13
UAB	1	5	6

Corner kicks	1	2	Tot
Florida State	4	3	7
UAB	0	3	3

Saves by period	1	2	Tot
Florida State	0	2	2
UAB	3	2	5

2011 BOX SCORES

Game 7: 6-1-0, 0-0-0

#5 Florida State vs #9 Florida
Sept 09, 2011 at Gainesville, Fla.
Attendance: 4671

Goals by period	1	2	Tot
Florida State	1	2	3
Florida	1	1	2

Florida State

Pos	##	Player	Sh	G	A
GK	19	Kelsey Wys	0	0	0
D	2	Ines Jaurena	0	0	0
F	6	Jessica Price	1	0	0
MF	7	Dagny Brynjarsdottir	2	1	1
D	9	Kassey Kallman	0	0	0
MF	10	Tori Huster	1	0	1
F	14	Tiffany McCarty	6	2	1
D	15	Tiana Brockway	0	0	1
MF	17	Ella Stephan	0	0	0
MF	20	Janice Cayman	0	0	0
D	23	Toni Pressley	0	0	0

Substitutes

4	Jamia Fields	1	0	0
11	Katie Riley	0	0	0
13	Kristin Grubka	0	0	0
21	M. Bakowska-Mathews	0	0	0

Totals 11 3 4

Florida

Pos	##	Player	Sh	G	A
GK	0	Taylor Burke	0	0	0
D	2	Annie Bobbitt	0	0	0
F	4	McKenzie Barney	0	0	0
D	5	Maggie Rodgers	1	0	0
D	7	Kathryn Williamson	0	0	0
MF	10	Holly King	1	1	0
D	11	Jazmyne Avant	0	0	0
MF	13	Annie Speese	0	0	0
MF	14	Jo Dragotta	0	0	0
MF	15	Tessa Andujar	0	0	0
MF	17	Erika Tymrak	2	1	0

Substitutes

1	Lauren Silver	0	0	0
9	Tahnai Annis	1	0	0
18	Lindsay Thompson	0	0	0
19	Havana Solaun	1	0	0
20	Katie Kadera	0	0	0
21	Jillian Graff	0	0	0
41	Taylor Travis	0	0	0
88	Sarah Chapman	0	0	0

Totals 6 2 0

Florida State

##	Player	MIN	GA	Saves
19	Kelsey Wys	90:00	2	2

Florida

##	Player	MIN	GA	Saves
0	Taylor Burke	90:00	3	2

Shots by period

	1	2	Tot
Florida State	4	7	11
Florida	2	4	6

Corner kicks

	1	2	Tot
Florida State	3	1	4
Florida	3	3	6

Saves by period

	1	2	Tot
Florida State	0	2	2
Florida	0	2	2

Game 8: 7-1-0, 0-0-0

Mercer vs #5 Florida State
Sept 11, 2011 at Tallahassee, Fla.
Attendance: 872

Goals by period	1	2	Tot
Mercer	0	0	0
Florida State	3	1	4

Mercer

Pos	##	Player	Sh	G	A
GK	0	Cagney Valloch	0	0	0
D	5	Rachel Buffalo	0	0	0
M	8	Danielle Hesse	0	0	0
F	9	Emerald Phillips	0	0	0
M	10	Olivia Tucker	0	0	0
F	13	Washida Blackman	2	0	0
F	15	Nadja Kolliesuah	1	0	0
M	16	Lauren Gassie	0	0	0
D	20	Jordan Sink	0	0	0
D	21	Patricia-Anne Upson	0	0	0
D	28	Taylor Dias	0	0	0

Substitutes

00	Cristina Guilarte	0	0	0
3	Casey Barrett	0	0	0
4	Stephanie Giangiuli	0	0	0
7	Kate Alderman	0	0	0
17	Mackenzie Stewart	0	0	0
18	Brianna Stampler	0	0	0
19	Sadie Curry	0	0	0
23	Nicole Young	0	0	0
26	Emily Milone	1	0	0
27	Ali Meek	0	0	0

Totals 4 0 0

Florida State

Pos	##	Player	Sh	G	A
GK	19	Kelsey Wys	0	0	0
D	2	Ines Jaurena	0	0	1
M	4	Jamia Fields	1	1	1
F	6	Jessica Price	3	0	0
D	9	Kassey Kallman	1	0	0
M	10	Tori Huster	1	0	0
F	14	Tiffany McCarty	5	1	0
D	15	Tiana Brockway	1	1	0
M	17	Ella Stephan	2	0	0
M	21	M. Bakowska-Mathews	0	0	0
D	23	Toni Pressley	3	0	0

Substitutes

1	Monterae Carter	0	0	0
7	Dagny Brynjarsdottir	1	0	0
11	Katie Riley	0	0	0
12	Taylor Vancil	0	0	0
13	Kristin Grubka	3	1	1
16	CC Cobb	0	0	1
18	Hikaru Murakami	1	0	0
20	Janice Cayman	0	0	0
24	Kara Buono	0	0	0
25	Natalie Punal	0	0	0
26	Jordan Johnson	0	0	0

Totals 22 4 4

Mercer

##	Player	MIN	GA	Saves
0	Cagney Valloch	36:08	3	4
00	Cristina Guilarte	53:52	1	3
Team		0:00	0	1

Florida State

##	Player	MIN	GA	Saves
19	Kelsey Wys	45:00	0	0
12	Taylor Vancil	42:31	0	1
1	Monterae Carter	2:29	0	1

Shots by period

	1	2	Tot
Mercer	1	3	4
Florida State	16	6	22

Corner kicks

	1	2	Tot
Mercer	0	0	0
Florida State	5	2	7

Saves by period

	1	2	Tot
Mercer	6	2	8
Florida State	0	2	2

Game 9: 7-2-0, 0-1-0

#3 Florida State vs #13 Wake Forest
Sept 15, 2011 at Winston-Salem, N.C.
Attendance: 721

Goals by period	1	2	Tot
Florida State	0	0	0
Wake Forest	1	1	2

Florida State

Pos	##	Player	Sh	G	A
GK	19	Kelsey Wys	0	0	0
D	2	Ines Jaurena	3	0	0
F	6	Jessica Price	0	0	0
D	9	Kassey Kallman	0	0	0
M	10	Tori Huster	0	0	0
F	14	Tiffany McCarty	4	0	0
D	15	Tiana Brockway	0	0	0
M	16	CC Cobb	0	0	0
M	17	Ella Stephan	1	0	0
M	20	Janice Cayman	2	0	0
D	23	Toni Pressley	3	0	0

Substitutes

4	Jamia Fields	0	0	0
11	Katie Riley	0	0	0
13	Kristin Grubka	0	0	0
18	Hikaru Murakami	0	0	0
21	M. Bakowska-Mathews	1	0	0

Totals 14 0 0

Wake Forest

Pos	##	Player	Sh	G	A
GK	1	Aubrey Bledsoe	0	0	0
M	2	Riley Ridgik	2	0	1
F	4	Rachel Nuzzolese	2	0	0
D	5	Amanda Howell	0	0	0
M	10	Kim Marshall	0	0	0
F	12	Katie Stengel	4	2	0
F	17	India Winford	0	0	0
D	19	Alisha Woodson	0	0	1
D	20	Caralee Keppler	0	0	0
D	21	Jackie Logue	0	0	1
M	26	Kristen Meier	0	0	0

Substitutes

8	Ally Berry	1	0	0
14	Jordan Feger	0	0	0
25	Annick McBryar	0	0	0

Totals 9 2 3

Florida State

##	Player	MIN	GA	Saves
19	Kelsey Wys	90:00	2	3

Wake Forest

##	Player	MIN	GA	Saves
1	Aubrey Bledsoe	90:00	0	1

Shots by period

	1	2	Tot
Florida State	5	9	14
Wake Forest	7	2	9

Corner kicks

	1	2	Tot
Florida State	2	4	6
Wake Forest	2	1	3

Saves by period

	1	2	Tot
Florida State	3	0	3
Wake Forest	1	0	1

2011 BOX SCORES

Game 10: 7-3-0, 0-2-0

#3 Florida State vs #4 Duke
Sept 18, 2011 at Durham, N.C.
Attendance: 509

Goals by period	1	2	Tot
Florida State	0	1	1
Duke	1	1	2

Florida State

Pos	##	Player	Sh	G	A
GK	19	Kelsey Wys	0	0	0
D	2	Ines Jaurena	1	0	0
F	4	Jamia Fields	3	0	0
M	6	Jessica Price	0	0	1
D	9	Kassey Kallman	0	0	0
M	10	Tori Huster	2	0	0
F	14	Tiffany McCarty	2	0	0
D	15	Tiana Brockway	3	0	0
M	17	Ella Stephan	1	0	0
M	20	Janice Cayman	1	1	0
D	23	Toni Pressley	1	0	0

Substitutes

13	Kristin Grubka	0	0	0
18	Hikaru Murakami	0	0	0
21	M. Bakowska-Mathews	1	0	0
25	Natalie Punal	0	0	0

Totals	15	1	1
---------------	-----------	----------	----------

Duke

Pos	##	Player	Sh	G	A
GK	1	Tara Campbell	0	0	0
D	3	Libby Jandl	0	0	0
D	4	Natasha Anasi	0	0	0
M	5	Kaitlyn Kerr	2	0	0
F	9	Kelly Cobb	6	1	0
M	10	Nicole Lipp	0	0	0
D	14	Erin Koballa	0	0	0
F	16	Laura Weinberg	4	0	0
D	18	Maddy Haller	0	0	0
M	21	Gilda Doria	0	0	0
F	24	Mollie Pathman	1	0	0

Substitutes

6	Callie Simpkins	0	0	0
15	Molly Lester	0	0	1
19	Kim DeCesare	0	0	0
22	Chelsea Canepa	1	1	0
27	Alex Straton	0	0	1
30	Katy Colas	0	0	0

Totals	14	2	2
---------------	-----------	----------	----------

Florida State

##	Player	MIN	GA	Saves
19	Kelsey Wys	90:00	2	6

Duke

##	Player	MIN	GA	Saves
1	Tara Campbell	90:00	1	5

Shots by period

	1	2	Tot
Florida State	7	8	15
Duke	3	11	14

Corner kicks

	1	2	Tot
Florida State	3	3	6
Duke	1	2	3

Saves by period

	1	2	Tot
Florida State	1	5	6
Duke	3	2	5

Game 11: 8-3-0, 1-2-0

#10 Florida State vs Clemson
Sept 22, 2011 at Clemson, S.C.
Attendance: 312

Goals by period	1	2	Tot
Florida State	3	3	6
Clemson	0	2	2

Florida State

Pos	##	Player	Sh	G	A
GK	19	Kelsey Wys	0	0	0
	2	Ines Jaurena	2	0	1
	4	Jamia Fields	3	0	2
	6	Jessica Price	1	1	0
	9	Kassey Kallman	0	0	0
	10	Tori Huster	4	1	0
	14	Tiffany McCarty	4	3	0
	15	Tiana Brockway	0	0	0
	17	Ella Stephan	0	0	0
	20	Janice Cayman	2	1	2
	23	Toni Pressley	0	0	0

Substitutes

11	Katie Riley	0	0	0
12	Taylor Vancil	0	0	0
13	Kristin Grubka	0	0	2
18	Hikaru Murakami	1	0	0
21	M. Bakowska-Mathews	0	0	0
25	Natalie Punal	0	0	0

Totals	17	6	7
---------------	-----------	----------	----------

Clemson

Pos	##	Player	Sh	G	A
GK	1	Lauren Arnold	0	0	0
	2	Erica Kim	0	0	0
	6	Savannah Coiner	0	0	0
	8	Jona Hauksdottir	0	0	0
	9	Stacey Huddleston	3	1	0
	10	Vanessa Laxgang	3	0	0
	12	Ashlynn Bass	0	0	0
	14	Rachel Hurd	0	0	0
	17	Sarah Jacobs	0	0	0
	18	Heather Marik	1	0	0
	21	Maddy Elder	2	0	1

Substitutes

4	Liska Dobberstein	4	1	0
5	Deana Sherry	1	0	0
15	Hailey Karg	0	0	0
19	Jennifer Bass	0	0	0
20	Maggie Murphy	0	0	0
25	Katelyn Reeve	0	0	0
30	Morgan Hert	0	0	0

Totals	14	2	1
---------------	-----------	----------	----------

Florida State

##	Player	MIN	GA	Saves
19	Kelsey Wys	45:00	0	2
12	Taylor Vancil	45:00	2	4
	Team	0:00	0	1

Clemson

##	Player	MIN	GA	Saves
1	Lauren Arnold	45:00	3	4
30	Morgan Hert	45:00	3	1
	Team	0:00	0	1

Shots by period

	1	2	Tot
Florida State	10	7	17
Clemson	3	11	14

Corner kicks

	1	2	Tot
Florida State	3	0	3
Clemson	0	4	4

Saves by period

	1	2	Tot
Florida State	2	5	7
Clemson	5	1	6

Game 12: 8-4-0, 1-3-0

#9 North Carolina vs #10 Florida State
Sep 29, 2011 at Tallahassee, Fla.
Attendance: 1876

Goals by period	1	2	Tot
North Carolina	2	0	2
Florida State	0	0	0

North Carolina

Pos	##	Player	Sh	G	A
GK	33	Adelaide Gay	0	0	0
D	3	Megan Brigman	0	0	0
MF	7	Kealia Ohai	5	0	1
MF	10	Ranee Premji	2	0	0
F	19	Crystal Dunn	2	0	1
MF	22	Amber Brooks	2	1	1
D	26	Caitlin Ball	0	0	0
D	32	Meg Morris	0	0	0
D	44	Satara Murray	0	0	0
MF	84	Courtney Jones	2	1	0
MF	91	Maria Lubrano	0	0	0

Substitutes

11	Kelly McFarlane	0	0	0
14	Taylor Ramirez	0	0	0
18	Anna Sieloff	0	0	0
23	Elizabeth Burchenal	1	0	0
40	Emmalie Pfankuch	0	0	0
77	Rebecca Crabb	0	0	0
93	Brooke Elby	1	0	0

Totals	15	2	3
---------------	-----------	----------	----------

Florida State

Pos	##	Player	Sh	G	A
GK	19	Kelsey Wys	0	0	0
D	2	Ines Jaurena	1	0	0
MF	6	Jessica Price	1	0	0
MF	7	Dagny Brynjarsdottir	0	0	0
D	9	Kassey Kallman	2	0	0
MF	10	Tori Huster	1	0	0
F	14	Tiffany McCarty	3	0	0
D	15	Tiana Brockway	0	0	0
MF	17	Ella Stephan	0	0	0
MF	20	Janice Cayman	4	0	0
D	23	Toni Pressley	1	0	0

Substitutes

4	Jamia Fields	0	0	0
11	Katie Riley	0	0	0
13	Kristin Grubka	1	0	0
21	M. Bakowska-Mathews	0	0	0

Totals	14	0	0
---------------	-----------	----------	----------

North Carolina

##	Player	MIN	GA	Saves
33	Adelaide Gay	45:00	0	0
18	Anna Sieloff	45:00	0	3

Florida State

##	Player	MIN	GA	Saves
19	Kelsey Wys	90:00	2	3

Shots by period

	1	2	Tot
North Carolina	7	8	15
Florida State	7	7	14

Corner kicks

	1	2	Tot
North Carolina	3	2	5
Florida State	3	0	3

Saves by period

	1	2	Tot
North Carolina	0	3	3
Florida State	2	1	3

2011 BOX SCORES

Game 16: 10-6-0, 3-5-0

#4 Boston College vs #11 Florida State
Oct 16, 2011 at Tallahassee, Fla.
Attendance: 609

Goals by period	1	2	Tot
Boston College	0	0	0
Florida State	0	1	1

Boston College

Pos	##	Player	Sh	G	A
GK	30	Jillian Mastroianni	0	0	0
MF	1	Victoria Dimartino	2	0	0
D	3	Casey Morrison	0	0	0
D	6	Alyssa Pember	0	0	0
F	10	Gibby Wagner	1	0	0
MF	12	Julia Bouchelle	0	0	0
D	17	Alaina Beyar	0	0	0
F	19	Kristen Mewis	4	0	0
D	20	Zoe Lombard	0	0	0
MF	21	Kate Mccarthy	0	0	0
F	24	Rachel Davitt	0	0	0

Substitutes

7	Emily Hoffend	0	0	0
9	Stephanie McCaffrey	3	0	0
13	Alicia Blöse	2	0	0
18	Patrice Vettori	0	0	0
22	Stephanie Wirth	0	0	0

Totals		12	0	0
---------------	--	-----------	----------	----------

Florida State

Pos	##	Player	Sh	G	A
GK	19	Kelsey Wys	0	0	0
D	2	Ines Jaurena	2	0	0
MF	4	Jamia Fields	0	0	0
MF	7	Dagny Brynjarsdottir	1	1	0
D	9	Kassey Kallman	0	0	0
MF	10	Tori Huster	1	0	0
MF	13	Kristin Grubka	1	0	0
F	14	Tiffany McCarty	2	0	1
D	15	Tiana Brockway	2	0	0
D	20	Janice Cayman	0	0	0
MF	23	Toni Pressley	0	0	0

Substitutes

6	Jessica Price	1	0	0
11	Katie Riley	0	0	1
17	Ella Stephan	0	0	0
18	Hikaru Murakami	0	0	0
21	M. Bakowska-Mathews	0	0	0

Totals		10	1	2
---------------	--	-----------	----------	----------

Boston College

##	Player	MIN	GA	Saves
30	Jillian Mastroianni	90:00	1	4

Florida State

##	Player	MIN	GA	Saves
19	Kelsey Wys	90:00	0	3

Shots by period	1	2	Tot
Boston College	4	8	12
Florida State	7	3	10

Corner kicks	1	2	Tot
Boston College	3	1	4
Florida State	5	2	7

Saves by period	1	2	Tot
Boston College	3	1	4
Florida State	0	3	3

Game 17: 11-6-0, 4-5-0

Miami vs #15 Florida State
Oct 23, 2011 at Tallahassee, Fla.
Attendance: 945

Goals by period	1	2	Tot
Miami	0	2	2
Florida State	1	3	4

Miami

Pos	##	Player	Sh	G	A
GK	00	Vikki Alonzo	0	0	0
F	1	Kate Howarth	5	1	0
F	3	Shannon Caspar	0	0	0
F	5	Ashley Flinn	2	1	0
MF	6	Jordan Roseboro	0	0	0
D	7	Brooke Van Aman	0	0	0
MF	10	Fatima Nasser	0	0	0
D	21	Maddie Simms	0	0	0
D	23	Ali Brennan	0	0	0
MF	24	Tara Schwitter	2	0	0
D	29	Blake Stockton	0	0	0

Substitutes

9	Megan Siebert	0	0	0
12	Kelley Griffin	0	0	0
17	Kim Hutchinson	1	0	0

Totals		10	2	0
---------------	--	-----------	----------	----------

Florida State

Pos	##	Player	Sh	G	A
GK	19	Kelsey Wys	0	0	0
D	2	Ines Jaurena	2	1	0
MF	8	Katya Gokhman	0	0	0
D	9	Kassey Kallman	1	0	1
MF	10	Tori Huster	2	1	0
MF	13	Kristin Grubka	2	0	0
F	14	Tiffany McCarty	4	1	1
D	15	Tiana Brockway	0	0	1
MF	17	Ella Stephan	4	0	0
MF	20	Janice Cayman	5	1	0
D	23	Toni Pressley	0	0	0

Substitutes

4	Jamia Fields	2	0	1
6	Jessica Price	0	0	0
11	Katie Riley	0	0	0
18	Hikaru Murakami	0	0	0

Totals		22	4	4
---------------	--	-----------	----------	----------

Miami

##	Player	MIN	GA	Saves
00	Vikki Alonzo	90:00	4	6

Florida State

##	Player	MIN	GA	Saves
19	Kelsey Wys	90:00	2	4

Shots by period	1	2	Tot
Miami	4	6	10
Florida State	5	17	22

Corner kicks	1	2	Tot
Miami	3	1	4
Florida State	1	3	4

Saves by period	1	2	Tot
Miami	1	5	6
Florida State	1	3	4

Game 18: 12-6-0, 5-5-0

#12 Florida State vs #25 Virginia Tech
Oct 27, 2011 at Blacksburg, Va
Attendance: 352

Goals by period	1	2	Tot
Florida State	1	1	2
Virginia Tech	0	0	0

Florida State

Pos	##	Player	Sh	G	A
GK	19	Kelsey Wys	0	0	0
	2	Ines Jaurena	0	0	0
	4	Jamia Fields	1	0	0
	9	Kassey Kallman	1	0	0
	10	Tori Huster	2	1	1
	13	Kristin Grubka	0	0	0
	14	Tiffany McCarty	3	1	1
	15	Tiana Brockway	0	0	0
	17	Ella Stephan	0	0	0
	20	Janice Cayman	0	0	0
	23	Toni Pressley	0	0	0

Substitutes

6	Jessica Price	1	0	1
11	Katie Riley	1	0	0

Totals		9	2	3
---------------	--	----------	----------	----------

Virginia Tech

Pos	##	Player	Sh	G	A
GK	0	Dayle Colpitts	0	0	0
	2	Brittany Michels	0	0	0
	5	Jasmine Reeves	0	0	0
	7	Katie Cramp	0	0	0
	9	Kelsey Loupee	0	0	0
	13	Kelly Conheeny	2	0	0
	14	Kelsey Mitchell	0	0	0
	15	Brittany Popko	0	0	0
	16	Anne Lumpkin	0	0	0
	18	Julia Goldsworthy	0	0	0
	22	Amanda Gerhard	1	0	0

Substitutes

3	Katie Yensen	0	0	0
4	Shannon Mayrose	0	0	0
10	Victoria Parkinson	0	0	0
11	Katie DeTuro	0	0	0
12	Ashley Manning	0	0	0

Totals		3	0	0
---------------	--	----------	----------	----------

Florida State

##	Player	MIN	GA	Saves
19	Kelsey Wys	90:00	0	0

Virginia Tech

##	Player	MIN	GA	Saves
0	Dayle Colpitts	90:00	2	3

Shots by period	1	2	Tot
Florida State	7	2	9
Virginia Tech	1	2	3

Corner kicks	1	2	Tot
Florida State	2	0	2
Virginia Tech	1	1	2

Saves by period	1	2	Tot
Florida State	0	0	0
Virginia Tech	3	0	3

2011 BOX SCORES

Game 19: 13-6-0 - ACC Tournament

#12 Florida State vs #8 North Carolina
Oct 30, 2011 at Chapel Hill, N.C.
Attendance: 250

Goals by period	1	2	OT	2O	Tot
Florida State	0	0	0	1	1
North Carolina	0	0	0	0	0

Florida State

Pos	##	Player	Sh	G	A
GK	19	Kelsey Wys	0	0	0
D	2	Ines Jaurena	0	0	0
MF	7	Dagny Brynjarsdottir	3	0	0
D	9	Kassey Kallman	1	0	0
MF	10	Tori Huster	3	0	0
MF	13	Kristin Grubka	0	0	0
F	14	Tiffany McCarty	3	0	0
D	15	Tiana Brockway	0	0	0
MF	17	Ella Stephan	2	0	1
MF	20	Janice Cayman	1	0	0
D	23	Toni Pressley	0	0	0

Substitutes

4	Jamia Fields	0	0	0
6	Jessica Price	1	1	0
11	Katie Riley	0	0	0

Totals	14	1	1
---------------	-----------	----------	----------

North Carolina

Pos	##	Player	Sh	G	A
GK	33	Adelaide Gay	0	0	0
MF	00	Alyssa Rich	2	0	0
D	3	Megan Brigman	1	0	0
F	7	Kealia Ohai	3	0	0
MF	10	Rancee Premji	1	0	0
MF	19	Crystal Dunn	5	0	0
MF	22	Amber Brooks	1	0	0
D	26	Caitlin Ball	0	0	0
D	32	Meg Morris	0	0	0
D	44	Satara Murray	0	0	0
MF	84	Courtney Jones	4	0	0

Substitutes

11	Kelly McFarlane	0	0	0
18	Anna Sieloff	0	0	0
23	Elizabeth Burchenal	0	0	0
24	Rachel Wood	1	0	0
40	Emmalie Pfankuch	0	0	0
77	Rebecca Crabb	0	0	0
91	Maria Lubrano	0	0	0
93	Brooke Elby	0	0	0

Totals	18	0	0
---------------	-----------	----------	----------

Florida State

##	Player	MIN	GA	Saves
19	Kelsey Wys	104:41	0	2
	Team	0:00	0	1

North Carolina

##	Player	MIN	GA	Saves
33	Adelaide Gay	45:00	0	2
18	Anna Sieloff	59:41	1	3
	TEAM	0:00	0	3

Shots by period	1	2	OT	2O	Tot
Florida State	4	4	3	3	14
North Carolina	7	9	2	0	18

Corner kicks	1	2	OT	O2	Tot
Florida State	2	2	0	1	5
North Carolina	2	4	0	0	6

Saves by period	1	2	OT	O2	Tot
Florida State	1	2	0	0	3
North Carolina	3	3	1	1	8

Game 20: 14-6-0 - ACC Tournament

#9 Florida State vs #5 Virginia
Nov 04, 2011 at Cary, N.C.
Attendance: 549

Goals by period	1	2	Tot
Florida State	0	2	2
Virginia	1	0	1

Florida State

Pos	##	Player	Sh	G	A
GK	19	Kelsey Wys	0	0	1
D	2	Ines Jaurena	0	0	0
M	4	Jamia Fields	0	0	0
M	7	Dagny Brynjarsdottir	0	0	0
D	9	Kassey Kallman	0	0	0
M	10	Tori Huster	1	0	1
M	13	Kristin Grubka	1	0	0
F	14	Tiffany McCarty	3	1	0
D	15	Tiana Brockway	1	0	0
M	20	Janice Cayman	1	1	0
D	23	Toni Pressley	0	0	1

Substitutes

6	Jessica Price	1	0	0
11	Katie Riley	0	0	0
18	Hikaru Murakami	0	0	0

Totals	8	2	3
---------------	----------	----------	----------

Virginia

Pos	##	Player	Sh	G	A
GK	29	Chantel Jones	0	0	0
D	5	Olivia Brannon	0	0	0
M	6	Morgan Brian	5	0	0
M	8	Julia Roberts	2	0	0
F	9	Lauren Alwine	3	1	0
F	10	Caroline Miller	4	0	0
D	13	Molly Menchel	0	0	1
D	16	Maggie Kistner	0	0	0
D	18	Amanda Fancher	0	0	0
F	23	Erica Hollenberg	1	0	0
M	24	Danielle Colaprico	3	0	0

Substitutes

3	Amber Fry	0	0	0
7	Gloria Douglas	1	0	0
12	Shasta Fisher	0	0	0
21	Mary Morgan	0	0	0

Totals	19	1	1
---------------	-----------	----------	----------

Florida State

##	Player	MIN	GA	Saves
19	Kelsey Wys	90:00	1	4

Virginia

##	Player	MIN	GA	Saves
29	Chantel Jones	90:00	2	2

Shots by period	1	2	Tot
Florida State	2	6	8
Virginia	11	8	19

Corner kicks	1	2	Tot
Florida State	2	2	4
Virginia	5	5	10

Saves by period	1	2	Tot
Florida State	2	2	4
Virginia	1	1	2

Game 21: 14-6-1 - ACC Tournament

#14 Florida State vs #9 Wake Forest
Nov 06, 2011 at Cary, N.C.
Attendance: 2951

Goals by period	1	2	OT	2O	Tot
Florida State	0	1	0	0	1
Wake Forest	0	1	0	0	1

(FSU wins ACC Championship on pks, 3-1)

Florida State

Pos	##	Player	Sh	G	A
GK	19	Kelsey Wys	0	0	0
D	2	Ines Jaurena	1	0	0
M	7	Dagny Brynjarsdottir	0	0	0
D	9	Kassey Kallman	0	0	0
M	10	Tori Huster	1	0	0
M	13	Kristin Grubka	1	0	0
F	14	Tiffany McCarty	1	1	0
D	15	Tiana Brockway	1	0	0
M	17	Ella Stephan	0	0	0
M	20	Janice Cayman	0	0	0
D	23	Toni Pressley	2	0	0

Substitutes

4	Jamia Fields	1	0	0
6	Jessica Price	0	0	1
11	Katie Riley	0	0	0
16	CC Cobb	0	0	0
18	Hikaru Murakami	0	0	0
21	M. Bakowska-Mathews	0	0	0

Totals	8	1	1
---------------	----------	----------	----------

Wake Forest

Pos	##	Player	Sh	G	A
GK	1	Aubrey Bledsoe	0	0	0
M	2	Riley Ridgik	0	0	0
F	4	Rachel Nuzzolese	4	0	0
M	6	Jackie McSally	2	0	1
M	8	Ally Berry	0	0	0
D	10	Kim Marshall	2	0	0
F	12	Katie Stengel	3	1	0
D	19	Alisha Woodson	0	0	0
D	20	Caralee Keppler	0	0	0
D	21	Jackie Logue	0	0	0
M	26	Kristen Meier	0	0	0

Substitutes

5	Amanda Howell	0	0	0
9	Jessica Mandarich	0	0	0
14	Jordan Feger	0	0	0
15	Marisa Park	0	0	0
16	Chelsea Allen	0	0	0
17	India Winford	0	0	0
25	Annick McBryar	0	0	0

Totals	11	1	1
---------------	-----------	----------	----------

Florida State

##	Player	MIN	GA	Saves
19	Kelsey Wys	110:00	1	4
	Team	0:00	0	1

Wake Forest

##	Player	MIN	GA	Saves
1	Aubrey Bledsoe	110:00	1	1

Shots by period	1	2	OT	2O	Tot
Florida State	2	3	1	2	8
Wake Forest	2	5	3	1	11

Corner kicks	1	2	OT	O2	Tot
Florida State	3	1	0	3	7
Wake Forest	1	2	0	0	3

Saves by period	1	2	OT	O2	Tot
Florida State	1	3	0	1	5
Wake Forest	0	0	0	1	1

2011 BOX SCORES

Game 22: 15-6-1 - NCAA Tournament

Samford vs #6 Florida State
Nov 11, 2011 at Tallahassee, Fla.
Attendance: 1035

Goals by period	1	2	Tot
Samford	0	0	0
Florida State	0	2	2

Samford

Pos	##	Player	Sh	G	A
GK	1	Alyssa Whitehead	0	0	0
MF	4	Shanika Thomas	0	0	0
F	5	Sarah Wilkinson	0	0	0
F	7	Lindsay Matern	1	0	0
D	8	Adrienne Mancino	0	0	0
MF	10	Trine Taule	0	0	0
D	15	S. McKiernan-Allen	0	0	0
D	16	Katie Danchy	0	0	0
MF	17	Joy Grove	0	0	0
MF	23	Michelle Moll	0	0	0
D	24	Lindsey Hansen	0	0	0

Substitutes

6	Shannon Weathington	0	0	0
9	Brittany Hoffman	0	0	0
12	Amanda Abbott	0	0	0
21	Katie Proud	0	0	0
25	Mary Grabowsky	0	0	0
28	Kaley Blanton	0	0	0

Totals	1	0	0
---------------	----------	----------	----------

Florida State

Pos	##	Player	Sh	G	A
GK	19	Kelsey Wys	0	0	0
D	2	Ines Jaurena	1	0	0
MF	7	Dagny Brynjarsdottir	2	0	0
D	9	Kassey Kallman	0	0	0
MF	10	Tori Huster	3	0	0
MF	13	Kristin Grubka	4	0	0
F	14	Tiffany McCarty	7	0	1
D	15	Tiana Brockway	3	1	0
MF	17	Ella Stephan	1	0	0
MF	20	Janice Cayman	2	1	0
D	23	Toni Pressley	1	0	0

Substitutes

4	Jamia Fields	1	0	0
6	Jessica Price	2	0	1
11	Katie Riley	0	0	0
18	Hikaru Murakami	1	0	0
21	M. Bakowska-Mathews	0	0	0

Totals	28	2	2
---------------	-----------	----------	----------

Samford

##	Player	MIN	GA	Saves
1	Alyssa Whitehead	90:00	2	10
	Team	0:00	0	1

Florida State

##	Player	MIN	GA	Saves
19	Kelsey Wys	90:00	0	0

Shots by period	1	2	Tot
Samford	1	0	1
Florida State	12	16	28

Corner kicks	1	2	Tot
Samford	0	0	0
Florida State	8	4	12

Saves by period	1	2	Tot
Samford	7	4	11
Florida State	0	0	0

Game 23: 16-6-1 - NCAA Tournament

Portland vs #9 Florida State
Nov 18, 2011 at Memphis, Tenn.
Attendance: 1637

Goals by period	1	2	Tot
Portland	0	1	1
Florida State	2	1	3

Portland

Pos	##	Player	Sh	G	A
GK	1	Hailee DeYoung	0	0	0
F	2	Kaila Cameli	1	0	0
D	5	Taylor Brooke	1	1	0
D	6	Michelle Olivier	0	0	0
D	7	Lorielle McCluskie	0	0	0
F	9	Danielle Foxhoven	2	0	0
D	10	Cloee Colohan	0	0	0
M	13	Rebekah Kurle	1	0	0
F	19	Micaela Capelle	1	0	0
D	20	Michelle Cruz	1	0	0
M	22	Ellen Parker	0	0	0

Substitutes

12	Sarah Bridges	0	0	0
14	Halley Kreminski	0	0	0
15	Amanda Frisbee	1	0	0

Totals	8	1	0
---------------	----------	----------	----------

Florida State

Pos	##	Player	Sh	G	A
GK	19	Kelsey Wys	0	0	0
D	2	Ines Jaurena	0	0	0
M	7	Dagny Brynjarsdottir	2	1	0
D	9	Kassey Kallman	0	0	0
M	10	Tori Huster	1	0	1
M	13	Kristin Grubka	4	1	0
F	14	Tiffany McCarty	1	0	1
D	15	Tiana Brockway	0	0	1
M	17	Ella Stephan	0	0	0
M	20	Janice Cayman	3	1	1
D	23	Toni Pressley	1	0	0

Substitutes

4	Jamia Fields	1	0	0
6	Jessica Price	1	0	0
11	Katie Riley	0	0	1
21	M. Bakowska-Mathews	0	0	0
25	Natalie Punal	0	0	0

Totals	14	3	5
---------------	-----------	----------	----------

Portland

##	Player	MIN	GA	Saves
1	Hailee DeYoung	90:00	3	4

Florida State

##	Player	MIN	GA	Saves
19	Kelsey Wys	90:00	1	4

Shots by period	1	2	Tot
Portland	4	4	8
Florida State	7	7	14

Corner kicks	1	2	Tot
Portland	0	1	1
Florida State	0	1	1

Saves by period	1	2	Tot
Portland	2	2	4
Florida State	3	1	4

Game 24: 17-6-1 - NCAA Tournament

Louisville vs #9 Florida State
Nov 20, 2011 at Memphis, Tenn.
Attendance: 101

Goals by period	1	2	Tot
Louisville	0	0	0
Florida State	1	1	2

Louisville

Pos	##	Player	Sh	G	A
GK	1	Chloe Kiefer	0	0	0
D	2	Courtney Holtz	1	0	0
M	3	Angelika Uremovich	0	0	0
M	4	Nicole Mitchell	0	0	0
D	5	Kaitie McDonald	2	0	0
D	10	Chelsea Hunter	1	0	0
M	13	Kim Sharo	0	0	0
M	16	Erin Yenney	0	0	0
M	19	Jennifer Jones	0	0	0
F	22	Christine Exeter	4	0	0
D	24	Rachel Melhado	1	0	0

Substitutes

14	Zakiya McIntosh	1	0	0
21	Devyn Ciotti	1	0	0
23	Catie Whitfield	0	0	0
27	Katie Walz	0	0	0
49	Megan Berberich	0	0	0

Totals	11	0	0
---------------	-----------	----------	----------

Florida State

Pos	##	Player	Sh	G	A
GK	19	Kelsey Wys	0	0	0
D	2	Ines Jaurena	1	0	0
M	6	Jessica Price	1	0	1
M	7	Dagny Brynjarsdottir	2	0	0
D	9	Kassey Kallman	1	1	0
M	10	Tori Huster	2	0	0
M	13	Kristin Grubka	0	0	0
F	14	Tiffany McCarty	4	1	0
D	15	Tiana Brockway	0	0	0
M	20	Janice Cayman	1	0	1
D	23	Toni Pressley	0	0	0

Substitutes

4	Jamia Fields	0	0	0
11	Katie Riley	0	0	0
18	Hikaru Murakami	0	0	0
21	M. Bakowska-Mathews	0	0	0

Totals	12	2	2
---------------	-----------	----------	----------

Louisville

##	Player	MIN	GA	Saves
1	Chloe Kiefer	90:00	2	4

Florida State

##	Player	MIN	GA	Saves
19	Kelsey Wys	90:00	0	2

Shots by period	1	2	Tot
Louisville	1	10	11
Florida State	7	5	12

Corner kicks	1	2	Tot
Louisville	2	5	7
Florida State	1	2	3

Saves by period	1	2	Tot
Louisville	3	1	4
Florida State	0	2	2

2011 BOX SCORES

Game 25: 18-6-1 - NCAA Tournament

#8 Virginia vs #9 Florida State
Nov 25, 2011 at Tallahassee, Fla.
Attendance: 1378

Goals by period	1	2	Tot
Virginia	0	0	0
Florida State	1	2	3

Virginia

Pos	##	Player	Sh	G	A
GK	29	Chantel Jones	0	0	0
D	5	Olivia Brannon	0	0	0
MF	6	Morgan Brian	3	0	0
MF	8	Julia Roberts	0	0	0
F	9	Lauren Alwine	2	0	0
F	10	Caroline Miller	3	0	0
D	13	Molly Menchel	0	0	0
D	16	Maggie Kistner	0	0	0
D	18	Amanda Fancher	1	0	0
F	23	Erica Hollenberg	2	0	0
MF	24	Danielle Colaprico	4	0	0

Substitutes

3	Amber Fry	0	0	0
7	Gloria Douglas	0	0	0
11	Katie Starsia	0	0	0
12	Shasta Fisher	0	0	0
17	Kaili Torres	0	0	0

Totals	15	0	0
---------------	-----------	----------	----------

Florida State

Pos	##	Player	Sh	G	A
GK	19	Kelsey Wys	0	0	0
D	2	Ines Jaurena	1	1	0
MF	4	Jamia Fields	1	0	0
MF	7	Dagny Brynjarsdottir	2	1	0
D	9	Kassey Kallman	0	0	1
MF	10	Tori Huster	3	0	0
MF	13	Kristin Grubka	1	0	0
F	14	Tiffany McCarty	3	1	0
D	15	Tiana Brockway	0	0	0
MF	20	Janice Cayman	2	0	0
D	23	Toni Pressley	0	0	0

Substitutes

6	Jessica Price	0	0	0
11	Katie Riley	0	0	0
18	Hikaru Murakami	0	0	0

Totals	13	3	1
---------------	-----------	----------	----------

Virginia

##	Player	MIN	GA	Saves
29	Chantel Jones	90:00	3	5

Florida State

##	Player	MIN	GA	Saves
19	Kelsey Wys	90:00	0	6

Shots by period	1	2	Tot
Virginia	8	7	15
Florida State	7	6	13

Corner kicks	1	2	Tot
Virginia	3	1	4
Florida State	2	5	7

Saves by period	1	2	Tot
Virginia	3	2	5
Florida State	4	2	6

Game 26: 18-7-1 - NCAA Tournament

#9 Florida State vs #1 Stanford
Dec 2, 2011 at Kennesaw, Ga.
Attendance: 9243

Goals by period	1	2	Tot
Florida State	0	0	0
Stanford	2	1	3

Florida State

Pos	##	Player	Sh	G	A
GK	19	Kelsey Wys	0	0	0
D	2	Ines Jaurena	1	0	0
MF	4	Jamia Fields	0	0	0
MF	7	Dagny Brynjarsdottir	1	0	0
D	9	Kassey Kallman	0	0	0
MF	10	Tori Huster	2	0	0
MF	13	Kristin Grubka	0	0	0
F	14	Tiffany McCarty	1	0	0
D	15	Tiana Brockway	2	0	0
MF	20	Janice Cayman	3	0	0
D	23	Toni Pressley	2	0	0

Substitutes

6	Jessica Price	0	0	0
8	Katya Gokhman	0	0	0
11	Katie Riley	0	0	0
12	Taylor Vancil	0	0	0
17	Ella Stephan	0	0	0
18	Hikaru Murakami	0	0	0

Totals	12	0	0
---------------	-----------	----------	----------

Stanford

Pos	##	Player	Sh	G	A
GK	19	Emily Oliver	0	0	0
D	2	Camille Levin	0	0	0
D	4	Alina Garciamendez	2	1	0
MF	7	Teresa Noyola	0	0	1
F	9	Chioma Ubogagu	2	1	1
D	11	Rachel Quon	0	0	0
F	17	Lindsay Taylor	0	0	1
MF	18	Kristy Zurmuhlen	1	1	0
MF	20	Mariah Nogueira	3	0	0
D	22	Kendall Romine	1	0	0
F	27	Marjani Hing-Glover	0	0	0

Substitutes

3	Natalie Griffen	0	0	0
10	Sydney Payne	0	0	0
13	Taylor McCann	0	0	0
14	Nina Watkins	0	0	0
24	Alex Doll	0	0	0
25	Madeleine Thompson	0	0	1
26	Annie Case	0	0	0

Totals	9	3	4
---------------	----------	----------	----------

Florida State

##	Player	MIN	GA	Saves
19	Kelsey Wys	84:27	3	0
12	Taylor Vancil	5:33	0	0

Stanford

##	Player	MIN	GA	Saves
19	Emily Oliver	90:00	0	6

Shots by period	1	2	Tot
Florida State	4	8	12
Stanford	6	3	9

Corner kicks	1	2	Tot
Florida State	1	3	4
Stanford	3	2	5

Saves by period	1	2	Tot
Florida State	0	0	0
Stanford	1	5	6

2011 Florida State Soccer
Florida State Combined Team Statistics (as of Dec 05, 2011)
All games

RECORD:	OVERALL	HOME	AWAY	NEUTRAL
ALL GAMES.....	(18- 7- 1)	(9- 2- 0)	(6- 4- 0)	(3- 1- 1)
CONFERENCE.....	(5- 5- 0)	(3- 2- 0)	(2- 3- 0)	(0- 0- 0)
NON-CONFERENCE.....	(13- 2- 1)	(6- 0- 0)	(4- 1- 0)	(3- 1- 1)

DATE	OPPONENT	W/L	SCORE	ATT	## PLAYER	GP	G	A	Pts	Sh	Shot%	SOG	SOG%	GW	PK-AT
Aug 19	at #19 Oregon State	W	1-0	1127	14 Tiffany McCarty	26	18	6	42	80	.225	49	.613	4	0-0
Aug 21	at #7 Portland	L	1-2	2817	20 Janice Cayman	26	7	6	20	37	.189	16	.432	2	0-0
Aug 26	NEW MEXICO	W	1-0	942	6 Jessica Price	24	4	9	17	22	.182	9	.409	2	0-0
Aug 28	NORTH FLORIDA	W	5-0	679	10 Tori Huster	26	6	4	16	41	.146	20	.488	0	0-0
Sep 02	#11 MARQUETTE	W	3-1	745	7 Dagny Brynjarsdottir	21	5	3	13	28	.179	16	.571	2	0-0
Sep 04	at UAB	W	4-0	100	2 Ines Jaurena	26	4	3	11	27	.148	12	.444	3	1-1
Sep 09	at #9 Florida	W	3-2	4671	4 Jamia Fields	26	2	6	10	30	.067	9	.300	0	0-0
Sep 11	MERCER	W	4-0	872	13 Kristin Grubka	26	3	3	9	22	.136	8	.364	2	0-0
*Sep 15	at #13 Wake Forest	L	0-2	721	9 Kassey Kallman	26	3	3	9	11	.273	8	.727	2	0-0
*Sep 18	at #4/5 Duke	L	1-2	509	15 Tiana Brockway	26	2	4	8	22	.091	9	.409	0	0-0
*Sep 22	at Clemson	W	6-2	312	23 Toni Pressley	26	1	2	4	22	.045	8	.364	1	0-1
*Sep 29	#9 NORTH CAROLINA	L	0-2	1876	11 Katie Riley	25	0	4	2	2	.000	0	.000	0	0-0
*Oct 02	NC STATE	W	2-0	524	18 Hikaru Murakami	20	0	2	2	7	.000	1	.143	0	0-0
*Oct 08	at #8 Virginia	LOT	3-4	1590	26 Jordan Johnson	3	0	2	2	1	.000	1	1.000	0	0-0
*Oct 13	#10 MARYLAND	L	0-3	945	19 Kelsey Wys	23	0	2	2	0	.000	0	.000	0	0-0
*Oct 16	#4 BOSTON COLLEGE	W	1-0	609	17 Ella Stephan	20	0	1	1	13	.000	6	.462	0	0-0
*Oct 23	MIAMI	W	4-2	945	21 M. Bakowska-Mathews	20	0	1	1	7	.000	2	.286	0	0-0
*Oct 27	at #25 Virginia Tech	W	2-0	352	16 CC Cobb	7	0	1	1	0	.000	0	.000	0	0-0
Oct 30	at #11 North Carolina	W O2	1-0	250	25 Natalie Punal	7	0	0	0	1	.000	0	.000	0	0-0
Nov 04	vs #5 Virginia	W	2-1	549	24 Kara Buono	3	0	0	0	0	.000	0	.000	0	0-0
Nov 06	vs #9 Wake Forest	T O2	1-1	2951	12 Taylor Vancil	7	0	0	0	0	.000	0	.000	0	0-0
Nov 11	SAMFORD	W	2-0	1035	8 Katya Gokhman	7	0	0	0	0	.000	0	.000	0	0-0
Nov 18	vs Portland	W	3-1	1637	1 Monterae Carter	2	0	0	0	0	.000	0	.000	0	0-0
Nov 20	vs Louisville	W	2-0	101	Total.....	26	55	62	172	373	.147	174	.466	18	1-2
Nov 25	#8 VIRGINIA	W	3-0	1378	Opponents.....	26	28	24	80	253	.111	109	.431	7	3-3
Dec 2	vs #1 Stanford	L	0-3	9243											

TEAM STATISTICS	FS	OPP	## GOALTENDERS	GP	Minutes	GA	Avg	Sv	Pct	W	L	T	Sho
SHOT STATISTICS.....			1 Monterae Carter	2	7:24	0	0.00	1	1.000	0	0	0	0
Goals-Shot attempts....	55-373	28-253	19 Kelsey Wys	23	1964:08	22	1.01	61	.735	16	6	1	8
Goals scored per game..	2.12	1.08	12 Taylor Vancil	7	406:06	6	1.33	15	.714	2	1	0	2
Shot pct.....	.147	.111	Total.....	26	2377:38	28	1.06	81	.743	18	7	1	12
Shots on goal-Attempts.	174-373	109-253	Opponents.....	26	2377:38	55	2.08	119	.684	7	18	1	4
SOG pct.....	.466	.431											
Shots/Game.....	14.3	9.7	GOALS BY PERIOD	1st	2nd	OT	OT2	Total					
CORNER KICKS.....	128	93	Florida State.....	21	33	0	1	-	55				
Goals off corners.....	2	2	Opponents.....	14	13	1	0	-	28				
PENALTY KICKS.....	1-2	3-3	SHOTS BY PERIOD	1st	2nd	OT	OT2	Total					
OFFSIDES.....	48	24	Florida State.....	176	188	4	5	-	373				
PENALTIES.....			Opponents.....	102	143	7	1	-	253				
Yellow cards.....	11	17	SAVES BY PERIOD	1st	2nd	OT	OT2	Total					
Red cards.....	0	0	Florida State.....	29	50	1	1	-	81				
ATTENDANCE.....			Opponents.....	63	53	1	2	-	119				
Total.....	10550	12449	CORNER KICKS BY PRD	1st	2nd	OT	OT2	Total					
Dates/Avg Per Date....	11/959	10/1245	Florida State.....	68	56	0	4	-	128				
Neutral Site #/Avg....	5/2896		Opponents.....	45	48	0	0	-	93				
			FOULS BY PERIOD	1st	2nd	OT	OT2	Total					
			Florida State.....	91	101	2	0	-	194				
			Opponents.....	109	122	3	1	-	235				

2011 Florida State Soccer
 Florida State Combined Team Statistics (as of Oct 31, 2011)
 Conference games

RECORD:	OVERALL	HOME	AWAY	NEUTRAL
ALL GAMES.....	(5- 5- 0)	(3- 2- 0)	(2- 3- 0)	(0- 0- 0)
CONFERENCE.....	(5- 5- 0)	(3- 2- 0)	(2- 3- 0)	(0- 0- 0)
NON-CONFERENCE.....	(0- 0- 0)	(0- 0- 0)	(0- 0- 0)	(0- 0- 0)

DATE	OPPONENT	W/L	SCORE	ATT	## PLAYER	GP	G	A	Pts	Sh	Shot%	SOG	SOG%	GW	PK-AT
*Sep 15	at #13 Wake Forest	L	0-2	721	14 Tiffany McCarty	10	7	3	17	32	.219	18	.562	2	0-0
*Sep 18	at #4/5 Duke	L	1-2	509	10 Tori Huster	10	4	1	9	16	.250	9	.562	0	0-0
*Sep 22	at Clemson	W	6-2	312	20 Janice Cayman	10	3	2	8	17	.176	4	.235	0	0-0
*Sep 29	#9 NORTH CAROLINA	L	0-2	1876	2 Ines Jaurena	10	2	2	6	16	.125	9	.562	2	0-0
*Oct 02	NC STATE	W	2-0	524	7 Dagny Brynjarsdottir	5	2	2	6	10	.200	6	.600	1	0-0
*Oct 08	at #8 Virginia	LOT	3-4	1590	6 Jessica Price	8	1	2	4	4	.250	1	.250	0	0-0
*Oct 13	#10 MARYLAND	L	0-3	945	4 Jamia Fields	10	0	4	4	11	.000	4	.364	0	0-0
*Oct 16	#4 BOSTON COLLEGE	W	1-0	609	13 Kristin Grubka	10	0	2	6	.000	3	.500	0	0-0	
*Oct 23	MIAMI	W	4-2	945	18 Hikaru Murakami	8	0	2	2	3	.000	1	.333	0	0-0
*Oct 27	at #25 Virginia Tech	W	2-0	352	15 Tiana Brockway	10	0	1	1	6	.000	2	.333	0	0-0
TEAM STATISTICS															
		FS	OPP		9 Kassey Kallman	10	0	1	1	5	.000	3	.600	0	0-0
					23 Toni Pressley	10	0	0	0	11	.000	5	.455	0	0-1
SHOT STATISTICS.....															
Goals-Shot attempts...	19-149		17-101		17 Ella Stephan	10	0	0	0	7	.000	2	.286	0	0-0
Goals scored per game..	1.90		1.70		21 M. Bakowska-Mathews	8	0	0	0	3	.000	0	.000	0	0-0
Shot pct.....	.128		.168		25 Natalie Punal	3	0	0	0	1	.000	0	.000	0	0-0
Shots on goal-Attempts.	67-149		51-101		16 CC Cobb	1	0	0	0	0	.000	0	.000	0	0-0
SOG pct.....	.450		.505		8 Katya Gokhman	2	0	0	0	0	.000	0	.000	0	0-0
Shots/Game.....	14.9		10.1		Total.....	10	19	23	61	149	.128	67	.450	5	0-1
CORNER KICKS.....	43		34		Opponents.....	10	17	17	51	101	.168	51	.505	5	2-2
Goals off corners.....	0		0												
PENALTY KICKS.....	0-1		2-2												
OFFSIDES.....	22		15												
PENALTIES.....															
Yellow cards.....	3		10												
Red cards.....	0		0												
ATTENDANCE.....															
Total.....	4899		3484												
Dates/Avg Per Date....	5/980		5/697												
Neutral Site #/Avg.....	0/0														

## GOALTENDERS	GP	Minutes	-GOAL AVERAGE-		-SAVES-					
			GA	Avg	Sv	Pct	W	L	T	Sho
19 Kelsey Wys	8	675:00	11	1.47	21	.656	4	4	0	2
12 Taylor Vancil	3	227:57	6	2.37	12	.667	1	1	0	1
Total.....	10	902:57	17	1.69	34	.667	5	5	0	3
Opponents.....	10	902:57	19	1.89	48	.716	5	5	0	3

GOALS BY PERIOD	1st	2nd	OT	Total
Florida State.....	7	12	0	19
Opponents.....	8	8	1	17

SHOTS BY PERIOD	1st	2nd	OT	Total
Florida State.....	75	74	0	149
Opponents.....	38	61	2	101

SAVES BY PERIOD	1st	2nd	OT	Total
Florida State.....	12	21	1	34
Opponents.....	27	21	0	48

CORNER KICKS BY PRD	1st	2nd	OT	Total
Florida State.....	27	16	0	43
Opponents.....	17	17	0	34

FOULS BY PERIOD	1st	2nd	OT	Total
Florida State.....	42	34	1	77
Opponents.....	50	57	0	107

2011 Florida State Soccer
 Florida State Combined Team Statistics (as of Nov 07, 2011)
 ACC Tourney

RECORD:	OVERALL	HOME	AWAY	NEUTRAL
ALL GAMES.....	(2- 0- 1)	(0- 0- 0)	(1- 0- 0)	(1- 0- 1)
CONFERENCE.....	(0- 0- 0)	(0- 0- 0)	(0- 0- 0)	(0- 0- 0)
NON-CONFERENCE.....	(2- 0- 1)	(0- 0- 0)	(1- 0- 0)	(1- 0- 1)

DATE	OPPONENT	W/L	SCORE	ATT	## PLAYER	GP	G	A	Pts	Sh	Shot%	SOG	SOG%	GW	PK-AT
Oct 30	at #11 North Carolina	W	O2 1-0	250	14 Tiffany McCarty	3	2	0	4	7	.286	5	.714	0	0-0
Nov 04	vs #5 Virginia	W	2-1	549	6 Jessica Price	3	1	1	3	2	.500	1	.500	1	0-0
Nov 06	vs #9 Wake Forest	T	O2 1-1	2951	20 Janice Cayman	3	1	0	2	2	.500	2	1.000	1	0-0
					10 Tori Huster	3	0	1	1	5	.000	3	.600	0	0-0
					23 Toni Pressley	3	0	1	1	2	.000	0	.000	0	0-0
					17 Ella Stephan	2	0	1	1	2	.000	1	.500	0	0-0
					19 Kelsey Wys	3	0	1	1	0	.000	0	.000	0	0-0
					7 Dagny Brynjarsdottir	3	0	0	0	3	.000	2	.667	0	0-0
					15 Tiana Brockway	3	0	0	0	2	.000	1	.500	0	0-0
					13 Kristin Grubka	3	0	0	0	2	.000	0	.000	0	0-0
					9 Kassey Kallman	3	0	0	0	1	.000	0	.000	0	0-0
					4 Jamia Fields	3	0	0	0	1	.000	0	.000	0	0-0
					2 Ines Jaurena	3	0	0	0	1	.000	0	.000	0	0-0
					21 M. Bakowska-Mathews	1	0	0	0	0	.000	0	.000	0	0-0
					18 Hikaru Murakami	2	0	0	0	0	.000	0	.000	0	0-0
					16 CC Cobb	1	0	0	0	0	.000	0	.000	0	0-0
					11 Katie Riley	3	0	0	0	0	.000	0	.000	0	0-0
					Total.....	3	4	5	13	30	.133	15	.500	2	0-0
					Opponents.....	3	2	2	6	48	.042	14	.292	0	0-0
TEAM STATISTICS		FS	OPP												
SHOT STATISTICS.....															
Goals-Shot attempts....	4-30		2-48												
Goals scored per game..	1.33		0.67												
Shot pct.....	.133		.042												
Shots on goal-Attempts.	15-30		14-48												
SOG pct.....	.500		.292												
Shots/Game.....	10.0		16.0												
CORNER KICKS.....	16		19												
Goals off corners.....	0		0												
PENALTY KICKS.....	0-0		0-0												
OFFSIDES.....	10		2												
PENALTIES.....															
Yellow cards.....	2		3												
Red cards.....	0		0												
ATTENDANCE.....															
Total.....	0		250												
Dates/Avg Per Date....	0/0		1/250												
Neutral Site #/Avg....	2/1750														

## GOALTENDERS	-GOAL AVERAGE-				-SAVES-					
	GP	Minutes	GA	Avg	Sv	Pct	W	L	T	Sho
19 Kelsey Wys	3	304:41	2	0.59	10	.833	2	0	1	1
Total.....	3	304:41	2	0.59	12	.857	2	0	1	1
Opponents.....	3	304:41	4	1.18	11	.733	0	2	1	0

GOALS BY PERIOD	1st	2nd	OT	OT2	Total
Florida State.....	0	3	0	1	4
Opponents.....	1	1	0	0	2

SHOTS BY PERIOD	1st	2nd	OT	OT2	Total
Florida State.....	8	13	4	5	30
Opponents.....	20	22	5	1	48

SAVES BY PERIOD	1st	2nd	OT	OT2	Total
Florida State.....	4	7	0	1	12
Opponents.....	4	4	1	2	11

CORNER KICKS BY PRD	1st	2nd	OT	OT2	Total
Florida State.....	7	5	0	4	16
Opponents.....	8	11	0	0	19

FOULS BY PERIOD	1st	2nd	OT	OT2	Total
Florida State.....	8	13	1	0	22
Opponents.....	10	10	3	1	24

2011 Florida State Soccer
 Florida State Combined Team Statistics (as of Dec 05, 2011)
 NCAA Tournament

RECORD:	OVERALL	HOME	AWAY	NEUTRAL
ALL GAMES.....	(4- 1- 0)	(2- 0- 0)	(0- 0- 0)	(2- 1- 0)
CONFERENCE.....	(0- 0- 0)	(0- 0- 0)	(0- 0- 0)	(0- 0- 0)
NON-CONFERENCE.....	(4- 1- 0)	(2- 0- 0)	(0- 0- 0)	(2- 1- 0)

DATE	OPPONENT	W/L	SCORE	ATT	## PLAYER	GP	G	A	Pts	Sh	Shot%	SOG	SOG%	GW	PK-AT
Nov 11	SAMFORD	W	2-0	1035	14 Tiffany McCarty	5	2	2	6	16	.125	11	.688	0	0-0
Nov 18	vs Portland	W	3-1	1637	20 Janice Cayman	5	2	2	6	11	.182	7	.636	1	0-0
Nov 20	vs Louisville	W	2-0	101	7 Dagny Brynjarsdottir	5	2	0	4	9	.222	6	.667	1	0-0
Nov 25	#8 VIRGINIA	W	3-0	1378	15 Tiana Brockway	5	1	1	3	5	.200	3	.600	0	0-0
Dec 2	vs #1 Stanford	L	0-3	9243	9 Kassey Kallman	5	1	1	3	1	1.000	1	1.000	1	0-0
					13 Kristin Grubka	5	1	0	2	9	.111	2	.222	0	0-0
TEAM STATISTICS		FS	OPP		2 Ines Jaurena	5	1	0	2	4	.250	1	.250	1	1-1
					6 Jessica Price	5	0	2	2	4	.000	1	.250	0	0-0
SHOT STATISTICS.....					10 Tori Huster	5	0	1	1	11	.000	4	.364	0	0-0
Goals-Shot attempts....	10-79		4-44		11 Katie Riley	5	0	1	1	0	.000	0	.000	0	0-0
Goals scored per game..	2.00		0.80		23 Toni Pressley	5	0	0	0	4	.000	1	.250	0	0-0
Shot pct.....	.127		.091		4 Jamia Fields	5	0	0	0	3	.000	2	.667	0	0-0
Shots on goal-Attempts.	40-79		16-44		18 Hikaru Murakami	4	0	0	0	1	.000	0	.000	0	0-0
SOG pct.....	.506		.364		17 Ella Stephan	3	0	0	0	1	.000	1	1.000	0	0-0
Shots/Game.....	15.8		8.8		25 Natalie Punal	1	0	0	0	0	.000	0	.000	0	0-0
CORNER KICKS.....	27		17		21 M. Bakowska-Mathews	3	0	0	0	0	.000	0	.000	0	0-0
Goals off corners.....	1		0		8 Katya Gokhman	1	0	0	0	0	.000	0	.000	0	0-0
PENALTY KICKS.....	1-1		0-0		Total.....	5	10	10	30	79	.127	40	.506	4	1-1
OFFSIDES.....	3		3		Opponents.....	5	4	4	12	44	.091	16	.364	1	0-0
PENALTIES.....															
Yellow cards.....	0		1												
Red cards.....	0		0												
ATTENDANCE.....					## GOALTENDERS	GP	Minutes	GA	Avg	Sv	Pct	W	L	T	Sho
Total.....	2413		0		12 Taylor Vancil	1	5:33	0	0.00	0	.000	0	0	0	0
Dates/Avg Per Date....	2/1206		0/0		19 Kelsey Wys	5	444:27	4	0.81	12	.750	4	1	0	3
Neutral Site #/Avg....	3/3660				Total.....	5	450:00	4	0.80	12	.750	4	1	0	3
					Opponents.....	5	450:00	10	2.00	30	.750	1	4	0	1

GOALS BY PERIOD	1st	2nd	Total
Florida State.....	4	6	10
Opponents.....	2	2	4

SHOTS BY PERIOD	1st	2nd	Total
Florida State.....	37	42	79
Opponents.....	20	24	44

SAVES BY PERIOD	1st	2nd	Total
Florida State.....	7	5	12
Opponents.....	16	14	30

CORNER KICKS BY PRD	1st	2nd	Total
Florida State.....	12	15	27
Opponents.....	8	9	17

FOULS BY PERIOD	1st	2nd	Total
Florida State.....	8	19	27
Opponents.....	15	20	35