


FRESNO STATE
ATHLETICS COMMUNICATIONS

- 5 NCAA Appearances (1981, '82, '84, 2000* & '01)
- 1983 National Invitational Tournament (NIT) Champions
- 9 NIT Appearances (1983, '85, '94, '96, '97, '98, '99, 2002 & '07)

FRESNO STATE MEN'S BASKETBALL

MEN'S BASKETBALL CONTACT: Stephen Trembley - Assistant Director, Communications
CONTACT INFO: 559-278-6178 (office) • 559-270-4291 (cell) • strembley@csufresno.edu

2011-12 SCHEDULE/RESULTS (RECORD: 13-19, 3-11 WAC)

DATE	OPPONENT	TIME (PT)
November		
04 (Fri)	Fresno Pacific (Ex.)	W, 73-53
11 (Fri)	Illinois State	W, 55-47
14 (Mon)	at Stanford [1] - (ESPNU)	L, 75-59
15 (Tues)	Southern Methodist [1]	W, 54-52
21 (Mon)	Manhattan [2]	L, 85-83
22 (Tues)	UT-San Antonio [2]	L, 83-79
26 (Sat)	at North Dakota State^	L, 78-65
30 (Wed)	Academy of Art University	W, 85-55

December		
03 (Sat)	Utah	W, 82-52
07 (Wed)	at Colorado	L, 71-64
10 (Sat)	at Oregon (CSN-NW)	L, 74-70
17 (Sat)	Cal Poly	L, 65-46
19 (Mon)	at Boise State (The Mtn.)	L, 70-63
21 (Wed)	at Arizona State	W, 68-65
29 (Thurs)	at Pacific	W, 55-47

January		
02 (Mon)	Boise State	W, 72-59
05 (Thurs)	at Utah State* (WSN)	L, 72-53
07 (Sat)	at Idaho* (WSN)	L, 63-59
12 (Thurs)	Hawai'i*	L, 74-68 (OT)
14 (Sat)	San Jose State*	W, 82-73
18 (Wed)	CSU San Marcos	W, 66-55
21 (Sat)	at Nevada* (WSN)	L, 74-61
26 (Thurs)	at Louisiana Tech* (WSN)	L, 59-58
28 (Sat)	at New Mexico St.* (WSN) [3]	L, 60-56

February		
02 (Thurs)	Idaho*	W, 65-55
04 (Sat)	Utah State*	W, 60-54
09 (Thurs)	at San Jose State* (WSN)	L, 79-71 (2OT)
11 (Sat)	at Hawai'i*	L, 62-58
18 (Sat)	at Cal State Northridge [4]	W, 62-49
23 (Thurs)	Seattle University	W, 78-72
25 (Sat)	Nevada* (WSN)	L, 79-76 (3OT)

March		
01 (Thurs)	Louisiana Tech*	L, 75-70
03 (Sat)	New Mexico State*	L, 83-78 (OT)
08 (Thurs)	New Mexico State [5]	2:30 p.m.
09 (Fri)	Idaho or Hawai'i [5] (WSN)	6 p.m.
10 (Sat)	Championship [5] (ESPN2)	9 p.m.
13-18	NCAA Tournament - Opening Rounds	
22-25	NCAA Sweet Sixteen/Elite Eight	
31 (Sat)	NCAA Final Four [6]	

April		
02 (Mon)	NCAA Championship [6]	

KEY		
[1] NIT Season Tip Off - 1st/2nd Rounds	(Palo Alto, Calif. - Maples Pavilion)	
[2] NIT Season Tip Off - Consolation Rounds	(Fort Collins, Colo. - Moby Arena)	
[3] Lou Henson Classic (Las Cruces, N.M.)		
[4] Sears BracketBusters (Northridge, Calif.)		
[5] WAC Tournament	(Las Vegas, Nev. - The Orleans Arena)	
[6] Superdome (New Orleans, La.)		

- * Western Athletic Conference Game
- All games on KMJ 580 AM, unless noted
- ^ Game on the FM KMJ 105.9
- All home games on ESPN Deportes 1600 AM
- All home games in **BOLD** at Save Mart Center
- All games/times are subject to change



PREVIEW: 2012 WAC TOURNAMENT

Quarterfinals: No. 7 Fresno State (13-19, 3-11 WAC) vs. No. 2 NMSU (23-9, 10-4 WAC)

Date: Thursday, March 8, 2012 - Tip: 2:30 p.m. PT • TV: None

Semifinals: Winner of Game 1 vs. Winner of Game 2

Date: Friday, March 9, 2012 - Tip: 6 p.m. PT • TV: WSN/KAIL 7.2

Finals: Winner of Game 5 vs. Winner of Game 6

Date: Saturday, March 10, 2012 - Tip: 9 p.m. PT • TV: ESPN2

Site: The Orleans Arena; Las Vegas, Nev.

Radio: KMJ 580 AM (Paul Loeffler/Randy Rosenbloom)

Online: www.wac.tv (Subscription required)

Quick Bulldog Bones - Team Notes

- Fresno State, the No. 7 seed at the WAC Tournament, will open vs. No. 2 seed NMSU
- Fresno State led WAC in turnover margin (+3.7) and fewest turnovers per game (10.7)
- Fresno State committed fewer turnovers than opponents in 27 of 32 games
- Fresno State has had 18 games decided by 8 or fewer points, including 12 by five or less
- Fresno State forced 96 more steals than its opponents (+3.0 steals margin per game)

Quick Bulldog Bones - Individual Notes

- Kevin Olekaibe (**O-LAY-key-bay**) led WAC in scoring (575 pts); 2nd in points/gm (18.0 ppg)
- Olekaibe has scored 906 points in 61 career games; ranks 39th on FS all-time scoring list
- Olekaibe scored school-record 43 points in win over Seattle U (most in 40-minute game)
- Jonathan Wills led WAC in free throw shooting (96-113, 85.0%), ranked in top 20 seniors
- Steven Shepp led the WAC and ranked 18th nationally in assist-to-turnover ratio (2.5)
- Shepp led WAC in assists (163), 3rd in assts/gm (5.1 apg); ranked in top 20 seniors

Fresno State Opens Final WAC Tournament by Facing New Mexico State

The Fresno State men's basketball team will open play at the 2012 Western Athletic Conference Tournament on Thursday in quarterfinal action against New Mexico State. Tip off is slated for 2:30 p.m. PT and the contest will only be featured on KMJ 580 AM.

About the New Mexico State Aggies

New Mexico State University is 23-9 on the season and 10-4 against WAC opponents. NMSU is led by four Aggies averaging double figures, including the WAC's leading scorer and rebounder Wendell McKines (18.5 ppg/10.8 rpg). NMSU leads the all-time series 24-13. The Aggies eclipsed the 'Dogs two times this season in the final minute for a pair of wins.

Bulldogs in the WAC Tournament

This is the first meeting between Fresno State and New Mexico State in a WAC Tournament game. The Bulldogs are 11-16 all-time in the postseason tournament and last won a quarterfinal contest back in 2005 when Fresno State beat Louisiana Tech 84-81 in overtime.

Olekaibe Earns Second-Team All-WAC Honors

Even as teams gameplanned to stop him, Bulldogs' guard Kevin Olekaibe was a scoring machine and opened up the offense for his teammates. He ranks sixth among NCAA DI sophomore scorers and led the WAC in total points scored (575). This season, Olekaibe has scored in 10 or more points in 24 games, reached at least 20 points 12 times and topped the 25-point mark eight times. Olekaibe is third in the nation in 3-point field goal attempts (264).

PROBABLE FRESNO STATE STARTERS

#	Name	Pos	Yr	Ht	Wt	Hometown	PPG	RPG	APG
00	Jerry Brown III	F	R-SO	6-7	210	Richmond, Calif.	8.9	5.5	1.0
01	Tyler Johnson	G	SO	6-2	180	Mountain View, Calif.	9.6	4.5	2.5
02	Jonathan Wills	G	SR	6-6	185	Carson, Calif.	10.5	4.3	1.0
03	Kevin Olekaibe	G	SO	6-2	180	Las Vegas, Nev.	18.0	3.3	1.2
12	Steven Shepp	G	SR	6-2	180	Woodbridge, Va.	5.5	2.8	5.1

RESERVES

20	Garrett Johnson	G	SO	6-4	195	Pomona, Calif.	3.9	2.3	0.5
22	Brad Ely	G	JR	6-3	205	Visalia, Calif.	0.0	0.4	0.0
24	Kevin Foster	F	JR	6-8	215	Lakeland, Fla.	7.5	5.3	0.7^
32	Grant Hefeng	C	FR	6-8	220	Shenzhen, China	0.4	0.7	0.1

NOTE: "A" denotes blocks per game



MEDIA INFORMATION

Media Availability

All interviews for Bulldog student-athletes, coaches and staff must be coordinated through the Fresno State Athletics Communications Office. Contact Stephen Trembley at (559) 278-2509 or strembley@csufresno.edu to schedule.

QUICK FACTS

University Information

Location: Fresno, Calif.
Founded: 1911
Enrollment: 21,000
President: Dr. John D. Welty
Nickname: Bulldogs
Colors: Red & Blue
Conference: Western Athletic
Facility: Save Mart Center
Director of Athletics: Thomas C. Boeh
Deputy AD/SWA Betsy Mosher

Coaching Staff

Head Coach..... Rodney Terry
Career Record (Yrs) 13-19 (1)
School Record (Yrs) 13-19 (1)
WAC Record (Yrs) 3-11 (1)
Alma Mater *St. Edward's Univ., '90 (Yr.)*
Associate Head Coach Jerry Wainwright
Alma Mater (Yr.) *Colorado Col., '96 (1st)*
Assistant Coach..... Michael Schwartz
Alma Mater (Yr.) *Texas, '99 (1st)*
Assistant Coach..... Byron Jones
Alma Mater (Yr.) *Central Okla., '03 (1st)*
Assistant Nick Matson
Alma Mater (Yr.) *VMI, '09 (1st)*
Athletic Trainer..... Brad Floy
Alma Mater (Yr.) *Iowa, '06 (4th)*

Athletics Communications

(M) Basketball Contact Stephen Trembley
E-mail: strembley@csufresno.edu
Office: (559) 278-2509
Direct: (559) 278-6178
Cell: (559) 270-4291
Fax: (559) 278-2689
Press Row: (559) 347-3699
Tickets: (559) 278-DOGS (3647)
Mailing: ... 5048 N. Jackson, Rm 104-LS 135
..... Fresno, CA 93740

Men's Basketball E-Mail List

If you would like to be added to the Bulldog men's basketball e-mail list to receive news about the team, please contact:
Stephen Trembley: strembley@csufresno.edu

School Identification

The official name of the school is:
California State University, Fresno

For athletics department purposes:

The University asks to be called **Fresno State** – *never Fresno State University and never shorten to Fresno.*

For graphics or abbreviations, we ask that you please use **FS or Fresno St.** – *never FSU, CSUF or Fresno.*

Brown, Olekaibe Named to CollegeSportsMadness.com All-WAC Teams

Fresno State sophomores Kevin Olekaibe and Jerry Brown were named to 2012 College Sports Madness All-Western Athletic Conference teams. Olekaibe was tabbed to the first team while Brown received a nod to CSM's All-WAC fourth team after he posted an average of 8.9 points, 5.5 rebounds, 1.2 steals, 1.0 assists, and 0.8 blocks per game.

Fresno State Topped WAC in Steals, Turnover Margin; Bulldogs Log Major Minutes

The Bulldogs' defensive fire helped fuel their WAC-leading marks in steals (229), steals per game (7.2) and turnover margin (+3.7). Three 'Dogs ranked in the WAC's top five individually for steals (Shepp, T. Johnson and Olekaibe) while Shepp and Olekaibe led the conference in minutes played. Shepp also dished out the WAC's most assists (163) and had the best assist-to-turnover ratio (2.5 A/TO). Fresno State ranked second in the WAC in attendance.

Fresno State Received Most National Exposure of Any WAC Team

With a season-opening road contest at Stanford that was featured on ESPNU and seven WAC Sports Network broadcasts, Fresno State had the most national broadcasts of any school in the conference with eight. Nevada followed behind in second with seven.

'Dogs Rally to Beat Arizona State in Second Half Thriller

Fresno State erased a 17-point first-half deficit and stunned the Pac-12's Arizona State 68-65 in an absolute thriller. With the 'Dogs down 65-64, sophomore guard Kevin Olekaibe knocked down the go-ahead 3-pointer from the left wing with 29.9 seconds remaining. Olekaibe scored 21 of his then-career-high 30 points in the second half to rally Fresno State and fueled the Bulldogs' incredible 32-8 run over a 14-minute span in Tempe.

Fresno State Delivered Exciting Comebacks All Season Long

While Fresno State has faced its fair share of challenges this season, but remained resilient and mounted fearless comeback after fearless comeback. In 11 of their 32 games this season, the 'Dogs delivered exciting rallies from nine points or greater and earned four victories when facing those daunting deficits against ASU, SMU, Cal State Northridge and Seattle U.

Bulldogs Net 82-52 Win Over Pac-12's Utah

In one of their best efforts of the year, the Bulldogs dominated the Pac-12's Utah Utes en route to an 82-52 victory on Dec. 3. Fresno State never trailed as Kevin Foster scored a career-high 16 points, Kevin Olekaibe and Steven Shepp both reached 15 points each, and Jonathan Wills added 11 points. The 'Dogs went 2-3 against Pac-12 schools this year.

'Dogs Picked 6th, 7th in Preseason WAC Polls

The Bulldogs knew they had some work to do to exceed the expectations of the WAC head coaches and media, who picked the Fresno State men's basketball team to finish sixth and seventh, respectively, in the 2011-12 preseason selections. After finishing the season in seventh, the 'Dogs are still just three wins from making the program's sixth NCAA Tournament.

'Dogs Field Two Seniors for First Time in Four Years

For the first time in four years, Fresno State sports more than one senior with point guard Steven Shepp and wing Jonathan Wills suiting up as fifth-year seniors. Shepp is in his third season with the 'Dogs and Wills is in his second season playing at Fresno State.

BULLDOGS IN THE NBA DRAFT

• The Fresno State's men's basketball team is one of the nation's top programs in developing professional basketball players.

• Paul George, who played two seasons for the 'Dogs, became the program's highest NBA Draft selection when the Indiana Pacers picked him No. 10 overall in 2010.

• Over the past 11 years, four Bulldogs have been first round NBA Draft picks

By the Numbers

• **5** - Bulldogs selected in the First Round of an NBA Draft (*Courtney Alexander, Melvin Ely, Paul George, Chris Jefferies and Bernard Thompson*)

• **21** - Bulldogs drafted by NBA teams

• **29** - Bulldogs with NBA experience

Year	Rd (Pk)	Player	Team
2010	1st (10)	Paul George	IND
2007	2nd (47)	Dominic McGuire	WAS
2002	1st (12)	Melvin Ely	LAC
	1st (27)	Chris Jefferies	LAL
	2nd (38)	Tito Maddox	HOU
2000	1st (13)	Courtney Alexander	ORL
1999	2nd (33)	Chris Herren	DEN
1998	2nd (39)	Rafer Alston	MIL
	2nd (54)	Tremaine Fowlkes	DEN
1995	2nd (44)	Anthony Pelle	DEN
1984	1st (19)	Bernard Thompson	POR
	2nd (27)	Ron Anderson	CLE
	9th (192)	Mitch Arnold	GSW
1983	7th (151)	Desi Barmore	NYK
1982	2nd (31)	Rod Higgins	CHI
	5th (114)	Donald Mason	PHIL
1981	4th (85)	Peter Verhoeven	POR
1972	7th (112)	Jerry Pender	CHI
1966	7th (62)	Lonnie Hughey	SFW
1959	3rd (16)	Gary Alcom	DET
1958	13th (82)	Jerry Alcom	MIN



2011-12 FRESNO STATE SCHEDULE OVERVIEW

Date	Rank	Opponent	Time/Result	Series	Note
Nov. 4 (Ex)	-	Fresno Pacific	W, 73-53	5-0	FS guard Kevin Olekaibe scored game-high 29 to lead 20-pt exhib. rout of FPU
Nov. 11	-	Illinois State	W, 55-47	1-1	Fresno St. improved to 9-0 in home openers at the Save Mart Center
Nov. 14	-	at Stanford [1] (ESPNU)	L, 75-59	1-9	Olekaibe tallied 19 pts, including 15 in the second half, as Stanford pulled away late
Nov. 15	-	vs. Southern Methodist [1]	W, 54-52	12-3	The Bulldogs overcame nine-point deficit with 3:58 left to beat SMU 54-52
Nov. 21	-	vs. Manhattan [2]	L, 85-83	1-1	Fresno St erased 14-pt second half deficit; Manhattan recovered in final seconds
Nov. 22	-	vs. UT-San Antonio [2]	L, 83-79	0-1	Jonathan Wills scored a career-high 26 pts (13-13 FT) in loss to UTSA
Nov. 26	-	at North Dakota State	L, 78-65	3-1	Wills records first career double-double. Olekaibe extends scoring streak in road loss
Nov. 30	-	Academy of Art University	W, 85-55	1-0	The Bulldogs recorded a +21 rebounding margin (42-21) for first time since '04
Dec. 03	-	Utah	W, 82-52	4-9	With the 30-pt win, FS netted its largest victory over a current Pac-12 school
Dec. 07	-	at Colorado	L, 71-64	2-3	Olekaibe netted game-high 26 pts in 'Dogs first game in Boulder since 1975
Dec. 10	-	at Oregon (CSN-NW)	L, 74-70	2-9	Wills scored game-high 20 pts as Fresno State nearly upset the Ducks in Eugene
Dec. 17	-	Cal Poly	L, 65-46	28-7	Fresno State lost first game to Cal Poly since 1971 in first home loss of the yr
Dec. 19	-	at Boise State (The Mtn.)	L, 70-63	14-16	Olekaibe responded with 28 pts in 'Dogs debut on The Mtn. on the road in Boise
Dec. 21	-	at Arizona State	W, 68-65	4-3	Olekaibe's go-ahead 3-pointer, first 30 lifted 'Dogs to first win at ASU in 50 yrs
Dec. 29	-	at Pacific	W, 55-47	75-79	'Dogs handed Pacific its first home loss of year; T. Johnson tallies first double-double
Jan. 02	-	Boise State	W, 72-59	15-16	Shepp nets career-high 18, Foster grabs first double-double in win over BSU
Jan. 05	-	at Utah State^ (WSN)	L, 72-53	19-31	Aggies shoot season-best 65.1 percent to fly by Bulldogs final WAC opener
Jan. 07	-	at Idaho^ (WSN)	L, 63-59	6-10	Idaho raided the Bulldogs in the final seconds with season-best 88% free throw clip
Jan. 12	-	Hawai'i^	L, 74-68 (OT)	20-18	G. Johnson scores career-high 18 in 'Dogs first overtime loss since 2009
Jan. 14	-	San Jose State^	W, 82-73	79-74	Olekaibe's 32, Foster goes for 19 pts/14 rebs for Terry's first WAC win
Jan. 18	-	CSU San Marcos	W, 66-55	1-0	Fresno State forced 18 turnovers, Brown nets career-high 17 in 11-pt win
Jan. 21	-	at Nevada^ (WSN)	L, 74-61	37-48	Foul trouble dooms 'Dogs despite strong start and T. Johnson's career-high 17 pts
Jan. 26	-	at Louisiana Tech^ (WSN)	L, 59-58	14-13	Bulldogs suffer first buzzer-beating loss in four years after erasing 10-pt deficit
Jan. 28	-	at New Mexico State^ (WSN)	L, 60-56	13-23	The Bulldogs couldn't overcome -21 rebounding margin on the road
Feb. 02	-	Idaho^	W, 65-55	7-10	Fresno State is 4-3 all-time in home games against the Vandals
Feb. 04	-	Utah State^	W, 60-54	19-31	The 'Dogs tied school-record with 3 turnovers in first win over USU since '07
Feb. 09	-	at San Jose State^ (WSN)	L, 79-71	79-75	Fresno State fell in double OT for the first time since 2004.
Feb. 11	-	at Hawai'i^	L, 62-58	20-19	Bulldogs erased 11-pt deficit before falling in the final minute by four points.
Feb. 18	-	at Cal State Northridge [BracketBusters]	W, 62-49	25-5	K. Foster tallied 17 pts and 7 rebs in just 24 min to lead 'Dogs rally from 9 pt deficit
Feb. 23	-	Seattle University	W, 78-72	4-1	KO erupts for the most points in a 40-minute game in school history (43 pts)
Feb. 25	-	Nevada^ (WSN)	L, 79-76 (3OT)	37-49	The Bulldogs played just their fourth-ever triple overtime game.
Mar. 01	-	Louisiana Tech^	L, 75-70	14-14	Fresno St. dug itself a 22-pt deficit, cut it to 4, but ran out of time for comeback
Mar. 03	-	New Mexico State^	L, 83-78 (OT)	13-24	The Bulldogs built a 19-pt lead only to suffer its fourth OT loss of the season.

All times Pacific. Key: * USA Today Coaches Poll/AP Poll; ^ WAC Game; [1] - Played at Maples Pavilion in Palo Alto, Calif.; [2] Played at Moby Arena in Fort Collins, Colo.

Bulldogs Showcased on NBA's Grandest Stage

Two former Bulldogs have made to the NBA's biggest stage. In June 2009, Rafer Alston, Fresno State's single season assists leader (240), became the first Bulldog to compete in the NBA Finals. Melvin Ely, Fresno State's all-time leading scorer (1,951) and the 2002 WAC Player of the Year, was the first Bulldog to win a NBA title. Ely was a member of the 2007 NBA champion San Antonio Spurs, but did not play due to injury.

George Glows at 2012 NBA All-Star Dunk Contest, Rising Stars Challenge

Indiana Pacers guard Paul George was a participant in the 2012 Sprite Slam Dunk Contest. George also starred in the BBVA Rising Stars Challenge during All-Star Weekend. George, a former Bulldog who was tabbed by Sports Illustrated as the West's Most Entertaining Player in College Basketball in 2010, became the top overall pick in program history when NBA legend Larry Bird drafted him No. 10 overall in the 2010 NBA Draft.

Fresno State to Host 2012 NCAA Women's Basketball Regional

All-Session Tickets are also on-sale for the NCAA Women's Basketball Fresno Regional Semifinals on Mar. 24, 2012 and the Fresno Regional Finals on Mar. 26. Adult tickets are \$50, student and youth tickets are \$25 or family plans are \$99, which includes 2 adult and 2 youth all-session tickets. Tickets can be purchased through the Bulldog Ticket Office at www.GoBulldogs.com, calling 559-278-3647 or in person at Bulldog Stadium.

Fresno State Remains WAC's Top Overall Program Over Past Nine Years

With its strong commitment to superior athletic competition and academic performance, Fresno State finished second in the last two Western Athletic Conference Commissioner's Cup races and remained the top program throughout the nine years of the award. The 'Dogs rank first among the current WAC institutions, ahead of Nevada and Hawai'i as the top three WAC schools. Fresno State is one of three repeat Cup winners (2007-08 & 2008-09), along with Rice University (2003-04 & 2004-05) and Boise State University (2009-10 & 2010-11).

Welty Accepts 'Dogs Invitation to Join Mountain West Conference

President John D. Welty announced in 2010 that Fresno State accepted an invitation to become a member of the Mountain West Conference. The Bulldogs will leave the Western Athletic Conference after the 2011-12 season to compete against Air Force, Boise State, Colorado State, Nevada, New Mexico, San Diego State, UNLV and Wyoming.

AROUND THE WAC

2011-12 WAC STANDINGS

Team	WAC	%	Season %
1. *Nevada	13-1	.929	25-5 .833
2. New Mexico St.	10-4	.714	23-9 .719
3. Idaho	9-5	.643	18-12 .600
4. Utah State	8-6	.571	17-14 .548
5. Louisiana Tech	6-8	.429	16-15 .516
6. Hawai'i	6-8	.429	15-15 .500
7. Fresno State	3-11	.214	13-19 .406
8. San Jose State	1-13	.071	9-21 .300

* = Won Regular Season WAC Title

(Note: As of March 4, 2012)

PRESEASON COACHES POLL

Teams (1st Place Votes) - Points

1. Nevada (5) - 46
2. New Mexico State - 41
3. Utah State (3) - 38
4. Hawai'i - 32
5. Idaho - 24
6. Fresno State - 18
7. San Jose State - 14
8. Louisiana Tech - 11

PRESEASON MEDIA POLL

Team (1st Place Votes) - Points

1. Utah State (13) - 174
2. Nevada (5) - 162
3. New Mexico State (3) - 150
4. Hawai'i (3) - 126
5. Idaho - 89
6. San Jose State - 66
7. Fresno State - 59
8. Louisiana Tech - 38



HEAD COACH RODNEY TERRY

Rodney Terry joined the Bulldog family in April 2011 and quickly infused a jolt of energy into the Fresno State men's basketball program.

With a proven track record of excellence at the highest level, Terry emphasizes the importance of building a culture of accountability on and off the hardwood in order to compete for championships.

Terry, the 18th head coach in Bulldog history, is known as an outstanding recruiting and bench coach with a resume that also features coaching two national players of the year (2003's T.J. Ford and 2007's Kevin Durant) and 11 overall appearances in the NCAA tournament.

Terry was a key architect behind one of the nation's most successful programs over the past decade as the lead assistant at Texas and competed in the NCAA Tournament in all nine of his seasons on the Longhorns' bench.

During the nine-year stretch, the Horns made the 2003 Final Four, two Elite Eight appearances and four trips to the Sweet Sixteen.

Texas also earned its first No. 1 national ranking last season and developed 13 NBA Draft picks over Terry's tenure, including nine first-round selections and five lottery picks.

For seven weeks prior to coming to Texas, Terry served on Jerry Wainwright's staff at the University of Richmond after spending the previous four seasons under Wainwright at UNC-Wilmington. While at UNC-Wilmington, Terry was instrumental in helping the program produce three postseason appearances in his four seasons.

Prior to joining the staff at UNCW, Terry served two years as an assistant coach at Baylor (1996-98). He spent one season (1995-96) as the varsity coach at Angleton (Texas) High School and two years as the head coach at Somerville (Texas) High School. Terry started his coaching career as an assistant coach at his alma mater, St. Edward's University in Austin, Texas. He worked for one season (1990-91) at St. Edward's before moving on to his post at Bowie High.

Terry, a native of Angleton, Texas, graduated from St. Edward's University in 1990 as a three-year starting point guard and two-time team captain, who helped the Hilltoppers win the 1987 Big State Conference.

Rodney Terry Quick Hits

- Terry is the 18th head coach in Fresno State men's basketball history
- Before becoming a part of the Bulldogs' family, Terry was an assistant coach for the last nine seasons at the University of Texas, which is the only program in the country with two national players of the year (T.J. Ford in 2003 and Kevin Durant in 2007) since 2003
- During his nine years in Austin, Texas advanced to all nine NCAA Tournaments, including four "Sweet 16" showings, two "Elite Eight" berths and a trip to the Final Four in 2003
- From 2008-11, Texas led the Big 12 Conference with Academic All-Big 12 honors
- Follow @RodneyTerry on Twitter for the latest updates on the team

Point of Emphasis

- "We want our program to mirror our community – a hard-working team that competes night in and night out."

RODNEY TERRY'S HEAD COACHING RECORD

Year	Overall	Conf.	Home	Road	Neut.	Postseason
2011	13-19	0-0	9-5	3-12	1-2	---
Totals	13-19	0-0	9-5	3-12	1-2	---

Rodney Terry's Resume

2011-present..... Fresno State, Head Coach
 2002-11..... Texas, Asst. Coach
 2002..... Richmond, Asst. Coach
 1998-2002UNC-Wilmington, Asst. Coach
 1996-98 Baylor, Asst. Coach

Fresno State Coaching Staff



Jerry Wainwright Associate Head Coach 1st Season at FS
 Michael Schwartz Assistant Coach 1st Season at FS
 Byron Jones Assistant Coach 1st Season at FS
 Nick Matson Assistant 1st Season at FS
 Brad Floy Athletic Trainer 4th Season at FS



TERRY VS. THE COMPETITON

The following is a breakdown of Rodney Terry's head coaching record since arriving at Fresno State in 2011.

WAC (current membership)	Record
Hawai'i	0-2
Idaho	1-1
Louisiana Tech	0-2
Nevada	0-2
New Mexico State	0-2
San Jose State	1-1
Utah State	1-1
Totals	3-11

Non-Conference Opponents	Record
Academy of Art University	1-0
Arizona State	1-0
Boise State	1-1
Cal Poly	0-1
Colorado	0-1
Cal State Northridge	1-0
Cal State San Marcos	1-0
Illinois State	1-0
Manhattan	0-1
North Dakota State	0-1
Oregon	0-1
Pacific	1-0
Seattle University	1-0
Stanford	0-1
Southern Methodist University	1-0
Utah	1-0
UT-San Antonio	0-1
Totals	10-8


Conferences	Record
Big West	2-1
Conference-USA	1-0
Independent (NCAA DI)	1-0
Independent (NAIA)	1-0
Metro Atlantic	0-1
Missouri Valley	1-0
Mountain West	1-1
Pacific-12	2-3
Pacific West (NCAA DII)	1-0
Southland	0-1
Summitt League	0-1
Western Athletic	3-11
Totals	13-19

Divisions	Record
NCAA Division I	11-19
NCAA Division II	1-0
NAIA	1-0
Totals	13-19

Overtime Games	Record
Single Overtime	0-2
..... L, 74-68 (OT) vs. Hawai'i [01/12/12]	
..... L, 83-78 (OT) vs. New Mexico State [03/04/12]	
Double Overtime	0-1
..... L, 79-71 (2OT) at San Jose State [02/09/12]	
Triple Overtime	0-1
..... L, 79-76 (3OT) vs. Nevada [02/27/12]	
Totals	0-4

Terry's Bulldog Basketball Mentality

The philosophy of our basketball team will be based on the premise that each team member believes that our collective success is more important than his individual glory. We will be able to achieve our specific team goals only if we are able to combine our individual strengths and work as a team. We must be more dedicated than our opponents. We must be more fundamentally sound than our opponents. We must be in better condition. Most importantly, we must be tougher, physically and mentally than anyone we play.





BULLDOGS' RECORD WHEN...

Table with 2 columns: Record Category and Value. Includes categories like Scoring First, Opponent Scores First, Leading at Halftime, etc.

THE LAST TIME

TEAM

Table listing team statistics such as 100 Points by a Team, 30-Point Win, Single Overtime Game, Double Overtime Game, Triple Overtime Game, etc.

INDIVIDUAL

Table listing individual player statistics such as 40 Points by a Player, 30 Points by a Player, Two With 20 or More Points in Same Game, etc.

Note: (WAC) = WAC Tournament game (NIT) = NIT Season Tip Off

TERRY COAT TRACKER

Bulldogs' head coach Rodney Terry coaches with intensity and passion. While he always wears his suit coat before the game, some time in the first half Terry may ditch the coat for the remainder of the contest.

Table with 4 columns: G# Opp, Time, G# Opp, Time, G# Opp, Time. Lists game numbers, opponents, and times when Terry's coat was ditched.

* = Did not take coat off in honor of Coaches vs. Cancer



CAREER STATISTICS

Brown, Jerry

Season	gp-gs		Total		3-Point		F-Throws		Rebounds				Scoring							
	min/avg		fg-fga	pct	fg-fga	pct	ft-fta	pct	off	def	tot	avg	pf	fo	ast	to	blk	stl	pts	avg
2009-10	31-0	360/11.6	32-63	.508	0-0	.000	27-54	.500	18	33	51	1.6	48	0	9	19	12	15	91	2.9
2011-12	32-29	996/31.1	95-198	.480	1-3	.333	94-138	.681	70	107	177	5.5	96	2	31	44	27	35	285	8.9
TOTAL	63-29	1356/21.5	127-261	.487	1-3	.333	121-192	.630	88	140	228	3.6	144	2	40	63	39	50	376	6.0

Foster, Kevin

Season	gp-gs		Total		3-Point		F-Throws		Rebounds				Scoring							
	min/avg		fg-fga	pct	fg-fga	pct	ft-fta	pct	off	def	tot	avg	pf	fo	ast	to	blk	stl	pts	avg
2011-12	32-13	666/20.8	88-209	.421	7-27	.259	68-104	.654	57	115	172	5.4	95	6	4	57	26	21	251	7.8
TOTAL	32-13	666/20.8	88-209	.421	7-27	.259	68-104	.654	57	115	172	5.4	95	6	4	57	26	21	251	7.8

Johnson, Garrett

Season	gp-gs		Total		3-Point		F-Throws		Rebounds				Scoring							
	min/avg		fg-fga	pct	fg-fga	pct	ft-fta	pct	off	def	tot	avg	pf	fo	ast	to	blk	stl	pts	avg
2009-10	25-0	180/7.2	13-50	.260	4-19	.211	4-11	.364	6	9	15	0.6	21	0	4	6	1	5	34	1.4
2010-11	30-20	631/21.0	84-223	.377	45-139	.324	39-49	.796	18	49	67	2.2	50	0	37	40	2	24	252	8.4
2011-12	30-0	413/13.8	44-106	.415	18-56	.321	12-19	.632	20	48	68	2.3	48	0	15	14	8	12	118	3.9
TOTAL	85-20	1224/14.4	141-379	.372	67-214	.313	55-79	.696	44	106	150	1.8	119	0	56	60	11	41	404	4.8

Johnson, Tyler

Season	gp-gs		Total		3-Point		F-Throws		Rebounds				Scoring							
	min/avg		fg-fga	pct	fg-fga	pct	ft-fta	pct	off	def	tot	avg	pf	fo	ast	to	blk	stl	pts	avg
2010-11	30-1	505/16.8	50-113	.442	4-26	.154	27-50	.540	36	52	88	2.9	46	1	59	47	8	34	131	4.4
2011-12	32-22	949/29.7	113-264	.428	23-71	.324	59-85	.694	53	92	145	4.5	104	6	81	39	9	43	308	9.6
TOTAL	62-23	1454/23.5	163-377	.432	27-97	.278	86-135	.637	89	144	233	3.8	150	7	140	86	17	77	439	7.1

Olekaibe, Kevin


Season	gp-gs		Total		3-Point		F-Throws		Rebounds				Scoring							
	min/avg		fg-fga	pct	fg-fga	pct	ft-fta	pct	off	def	tot	avg	pf	fo	ast	to	blk	stl	pts	avg
2010-11	29-19	722/24.9	112-293	.382	54-168	.321	53-69	.768	17	36	53	1.8	50	1	39	55	6	34	331	11.4
2011-12	32-32	1166/36.4	185-492	.376	91-264	.345	114-143	.797	21	83	104	3.3	58	1	37	48	4	42	575	18.0
TOTAL	61-51	1888/31.0	297-785	.378	145-432	.336	167-212	.788	38	119	157	2.6	108	2	76	103	10	76	906	14.9

Shepp, Steven

Season	gp-gs		Total		3-Point		F-Throws		Rebounds				Scoring							
	min/avg		fg-fga	pct	fg-fga	pct	ft-fta	pct	off	def	tot	avg	pf	fo	ast	to	blk	stl	pts	avg
2009-10	32-27	979/30.6	54-145	.372	34-103	.330	33-58	.569	6	71	77	2.4	63	0	146	71	8	55	175	5.5
2010-11	21-17	507/24.1	28-84	.333	17-53	.321	10-19	.526	4	52	56	2.7	41	1	81	32	5	32	83	4.0
2011-12	32-31	1170/36.6	61-171	.357	27-94	.287	27-43	.628	15	76	91	2.8	67	0	163	65	13	46	176	5.5
TOTAL	85-75	2656/31.2	143-400	.358	78-250	.312	70-120	.583	25	199	224	2.6	171	1	390	168	26	133	434	5.1

Wills, Jonathan

Season	gp-gs		Total		3-Point		F-Throws		Rebounds				Scoring							
	min/avg		fg-fga	pct	fg-fga	pct	ft-fta	pct	off	def	tot	avg	pf	fo	ast	to	blk	stl	pts	avg
2010-11	29-12	557/19.2	39-112	.348	4-25	.160	32-47	.681	31	50	81	2.8	59	0	47	44	4	17	114	3.9
2011-12	32-32	901/28.2	114-254	.449	12-49	.245	96-113	.850	56	81	137	4.3	112	6	31	51	7	22	336	10.5
TOTAL	61-44	1458/23.9	153-366	.418	16-74	.216	128-160	.800	87	131	218	3.6	171	6	78	95	11	39	450	7.4





2011-12 SEASON INDIVIDUAL GAME-BY-GAME

#00 Brown, Jerry

Opponent	Date	gs	min	Total		3-Pointers		Free throws		Rebounds				pf	a	t/o	blk	stl	pts	avg	
				fg-fga	pct	3fg-fga	pct	ft-fa	pct	off	def	tot	avg								
ILLINOIS STATE	11/11/11	*	37	3-5	.600	0-0	.000	1-3	.333	3	3	6	6.0	2	0	2	1	1	7	7.0	
at Stanford	11/14/11	*	39	0-2	.000	0-0	.000	7-10	.700	2	3	5	5.5	3	1	2	1	2	7	7.0	
vs SMU	11/15/11	*	19	1-4	.250	0-0	.000	0-0	.000	3	0	3	4.7	4	0	0	0	1	2	5.3	
vs Manhattan	11/21/11	*	31	1-5	.200	0-0	.000	6-8	.750	1	5	6	5.0	5	0	3	2	0	8	6.0	
vs UTSA	11/22/11	*	27	4-5	.800	0-0	.000	2-3	.667	1	3	4	4.8	3	0	1	0	3	10	6.8	
at North Dakota State	11/26/11	*	32	3-6	.500	0-0	.000	3-5	.600	3	4	7	5.2	4	0	1	0	0	9	7.2	
ACADEMY OF ART UNIV.	11/30/11	*	19	1-1	1.000	0-0	.000	1-2	.500	0	2	2	4.7	2	2	1	1	0	3	6.6	
UTAH	12/03/11	*	32	4-6	.667	0-0	.000	1-3	.333	0	4	4	4.6	1	2	1	1	1	9	6.9	
at Colorado	12/07/11	*	38	2-5	.400	0-0	.000	2-4	.500	2	2	4	4.6	4	3	1	2	0	6	6.8	
at Oregon	12/10/11	*	36	5-9	.556	0-0	.000	3-4	.750	2	1	3	4.4	3	1	0	0	1	13	7.4	
CAL POLY	12/17/11	*	39	4-5	.800	0-0	.000	2-3	.667	3	3	6	4.5	2	2	3	0	1	10	7.6	
at Boise State	12/19/11	*	26	2-4	.500	0-0	.000	0-0	.000	1	2	3	4.4	4	0	3	1	1	4	7.3	
at Arizona State	12/21/11	*	29	3-7	.429	0-0	.000	4-10	.400	0	2	2	4.2	4	0	0	2	1	10	7.5	
at Pacific	12/29/11	*	30	2-5	.400	0-0	.000	3-6	.500	1	7	8	4.5	4	0	1	2	1	7	7.5	
BOISE STATE	01/02/12		27	3-4	.750	0-0	.000	6-6	1.000	2	2	4	4.5	3	0	0	2	1	12	7.8	
at Utah State	01/05/12		30	6-12	.500	0-0	.000	2-2	1.000	3	4	7	4.6	2	1	0	1	2	14	8.2	
at Idaho	01/07/12	*	28	3-4	.750	0-0	.000	3-4	.750	0	1	1	4.4	3	0	0	0	0	9	8.2	
HAWAII	01/12/12	*	41	5-13	.385	0-0	.000	0-0	.000	5	3	8	4.6	3	1	1	0	4	10	8.3	
SAN JOSE STATE	01/14/12	*	25	1-2	.500	0-0	.000	0-0	.000	2	1	3	4.5	3	2	1	1	0	2	8.0	
CS SAN MARCOS	01/18/12	*	28	4-6	.667	0-0	.000	9-13	.692	4	3	7	4.7	0	1	2	1	2	17	8.5	
at Nevada	01/21/12	*	34	3-6	.500	0-0	.000	8-10	.800	4	5	9	4.9	4	4	1	0	2	14	8.7	
at LATECH	01/26/12	*	31	2-11	.182	0-0	.000	2-3	.667	5	3	8	5.0	4	0	1	0	0	6	8.6	
at New Mexico State	01/28/12	*	38	4-6	.667	0-0	.000	5-7	.714	1	5	6	5.0	2	1	1	1	1	13	8.8	
IDAHO	02/02/12	*	35	6-6	1.000	0-0	.000	2-3	.667	1	9	10	5.3	2	1	4	3	2	14	9.0	
UTAH STATE	02/04/12	*	35	4-7	.571	1-1	1.000	5-8	.625	3	5	8	5.4	1	1	0	0	2	14	9.2	
at San Jose State	02/09/12	*	38	4-9	.444	0-0	.000	2-2	1.000	5	8	13	5.7	5	3	1	1	3	10	9.2	
at Hawai'i	02/11/12	*	34	7-15	.467	0-0	.000	3-4	.750	1	2	3	5.6	3	0	1	0	1	17	9.5	
at Cal State Northridge	02/18/12	*	29	1-5	.200	0-0	.000	6-8	.750	2	2	4	5.5	2	1	4	1	0	8	9.5	
SEATTLE U	02/23/12	*	33	2-6	.333	0-2	.000	3-4	.750	5	6	11	5.7	4	1	3	1	1	7	9.4	
NEVADA	02/25/12	*	30	0-6	.000	0-0	.000	0-0	.000	2	4	6	5.7	4	1	1	0	1	0	9.1	
LATECH	03/01/12	*	24	3-9	.333	0-0	.000	3-3	1.000	3	1	4	5.6	3	0	2	1	0	9	9.1	
NEW MEXICO STATE	03/03/12	*	22	2-2	1.000	0-0	.000	0-0	.000	0	2	2	5.5	3	2	2	1	0	4	8.9	
Totals			29	996	95-198	.480	1-3	.333	94-138	.681	70	107	177	5.5	96	31	44	27	35	285	8.9

Games played: 32
 Minutes/game: 31.1
 Points/game: 8.9
 FG Pct: 48.0
 3FG Pct: 33.3
 FT Pct: 68.1

Rebounds/game: 5.5
 Assists/game: 1.0
 Turnovers/game: 1.4
 Assist/turnover ratio: 0.7
 Steals/game: 1.1
 Blocks/game: 0.8





2011-12 SEASON INDIVIDUAL GAME-BY-GAME

#01 Johnson, Tyler

Opponent	Date	gs	min	Total		3-Pointers		Free throws		Rebounds				pf	a	t/o	blk	stl	pts	avg	
				fg-fga	pct	3fg-fga	pct	ft-fa	pct	off	def	tot	avg								
ILLINOIS STATE	11/11/11		19	2-3	.667	1-1	1.000	0-0	.000	0	3	3	3.0	2	0	1	0	2	5	5.0	
at Stanford	11/14/11		19	2-6	.333	1-2	.500	0-0	.000	0	0	0	1.5	4	2	1	0	1	5	5.0	
vs SMU	11/15/11		15	1-3	.333	1-1	1.000	2-2	1.000	1	2	3	2.0	2	1	2	0	2	5	5.0	
vs Manhattan	11/21/11		34	3-9	.333	0-2	.000	2-3	.667	2	3	5	2.8	4	4	0	0	2	8	5.8	
vs UTSA	11/22/11		26	3-4	.750	2-2	1.000	3-6	.500	2	2	4	3.0	5	3	0	0	2	11	6.8	
at North Dakota State	11/26/11		36	3-8	.375	0-2	.000	1-3	.333	0	4	4	3.2	4	2	1	2	0	7	6.8	
ACADEMY OF ART UNIV.	11/30/11		25	6-9	.667	0-1	.000	4-5	.800	3	5	8	3.9	1	1	0	0	0	16	8.1	
UTAH	12/03/11	*	18	3-5	.600	0-1	.000	0-0	.000	2	4	6	4.1	4	4	1	0	2	6	7.9	
at Colorado	12/07/11		32	5-11	.455	0-2	.000	1-2	.500	3	3	6	4.3	2	1	2	0	3	11	8.2	
at Oregon	12/10/11		32	5-9	.556	1-1	1.000	2-3	.667	2	3	5	4.4	4	0	1	1	2	13	8.7	
CAL POLY	12/17/11		29	1-5	.200	0-4	.000	2-2	1.000	1	3	4	4.4	3	2	2	0	0	4	8.3	
at Boise State	12/19/11	*	36	6-12	.500	2-3	.667	3-4	.750	0	3	3	4.3	4	2	1	1	2	17	9.0	
at Arizona State	12/21/11	*	25	3-5	.600	0-1	.000	1-2	.500	1	1	2	4.1	4	2	3	1	1	7	8.8	
at Pacific	12/29/11	*	39	4-11	.364	0-0	.000	2-3	.667	4	6	10	4.5	1	3	1	2	1	10	8.9	
BOISE STATE	01/02/12	*	37	4-12	.333	1-2	.500	3-4	.750	3	1	4	4.5	3	5	1	0	2	12	9.1	
at Utah State	01/05/12	*	26	2-7	.286	0-1	.000	0-0	.000	0	4	4	4.4	3	2	4	0	1	4	8.8	
at Idaho	01/07/12	*	25	3-5	.600	0-1	.000	1-2	.500	1	1	2	4.3	4	2	2	0	1	7	8.7	
HAWAI'I	01/12/12	*	18	1-5	.200	1-1	1.000	0-0	.000	2	0	2	4.2	2	2	0	0	0	3	8.4	
SAN JOSE STATE	01/14/12	*	32	4-8	.500	2-5	.400	0-0	.000	1	4	5	4.2	1	7	2	0	2	10	8.5	
CS SAN MARCOS	01/18/12	*	31	3-5	.600	1-1	1.000	3-4	.750	3	2	5	4.3	2	3	3	0	0	10	8.6	
at Nevada	01/21/12	*	28	7-12	.583	3-4	.750	0-0	.000	5	3	8	4.4	5	2	0	0	3	17	9.0	
at LATECH	01/26/12	*	24	5-8	.625	0-1	.000	0-0	.000	1	1	2	4.3	3	0	0	0	0	10	9.0	
at New Mexico State	01/28/12	*	31	2-6	.333	0-1	.000	0-0	.000	2	3	5	4.3	5	3	1	0	0	4	8.8	
IDAHO	02/02/12	*	37	6-11	.545	1-4	.250	4-9	.444	4	4	8	4.5	3	3	0	0	1	17	9.1	
UTAH STATE	02/04/12	*	36	4-10	.400	0-3	.000	4-4	1.000	1	4	5	4.5	1	5	2	0	3	12	9.2	
at San Jose State	02/09/12	*	29	2-8	.250	1-4	.250	0-0	.000	0	2	2	4.4	5	4	2	0	0	5	9.1	
at Hawai'i	02/11/12	*	29	3-10	.300	0-2	.000	4-4	1.000	2	2	4	4.4	4	3	1	0	0	10	9.1	
at Cal State Northridge	02/18/12	*	33	4-12	.333	1-3	.333	2-2	1.000	1	4	5	4.4	3	1	0	0	1	11	9.2	
SEATTLE U	02/23/12	*	38	2-10	.200	1-5	.200	7-8	.875	1	3	4	4.4	3	4	1	1	3	12	9.3	
NEVADA	02/25/12	*	52	3-11	.273	1-3	.333	6-6	1.000	1	6	7	4.5	5	3	2	0	2	13	9.4	
LATECH	03/01/12	*	22	4-9	.444	1-2	.500	1-3	.333	2	3	5	4.5	5	3	2	0	1	10	9.4	
NEW MEXICO STATE	03/03/12	*	36	7-15	.467	1-5	.200	1-4	.250	2	3	5	4.5	3	2	0	1	3	16	9.6	
Totals			22	949	113-264	.428	23-71	.324	59-85	.694	53	92	145	4.5	104	81	39	9	43	308	9.6

Games played: 32
 Minutes/game: 29.7
 Points/game: 9.6
 FG Pct: 42.8
 3FG Pct: 32.4
 FT Pct: 69.4

Rebounds/game: 4.5
 Assists/game: 2.5
 Turnovers/game: 1.2
 Assist/turnover ratio: 2.1
 Steals/game: 1.3
 Blocks/game: 0.3





2011-12 SEASON INDIVIDUAL GAME-BY-GAME

#02 Wills, Jonathan

Opponent	Date	gs	min	Total		3-Pointers		Free throws		Rebounds				pf	a	t/o	blk	stl	pts	avg	
				fg-fga	pct	3fg-fga	pct	ft-fa	pct	off	def	tot	avg								
ILLINOIS STATE	11/11/11	*	28	1-1	1.000	0-0	.000	4-4	1.000	0	2	2	2.0	3	3	4	0	4	6	6.0	
at Stanford	11/14/11	*	30	4-6	.667	1-2	.500	2-3	.667	4	3	7	4.5	5	1	2	2	2	11	8.5	
vs SMU	11/15/11	*	34	2-6	.333	0-1	.000	4-4	1.000	1	2	3	4.0	3	1	0	0	1	8	8.3	
vs Manhattan	11/21/11	*	19	2-3	.667	1-1	1.000	2-3	.667	0	5	5	4.3	5	1	0	0	1	7	8.0	
vs UTSA	11/22/11	*	32	6-9	.667	1-2	.500	13-13	1.000	4	3	7	4.8	4	1	2	0	0	26	11.6	
at North Dakota State	11/26/11	*	28	4-7	.571	0-0	.000	2-2	1.000	4	6	10	5.7	4	0	5	0	0	10	11.3	
ACADEMY OF ART UNIV.	11/30/11	*	29	3-10	.300	1-2	.500	4-5	.800	4	2	6	5.7	2	1	0	2	0	11	11.3	
UTAH	12/03/11	*	32	3-8	.375	1-2	.500	4-4	1.000	1	4	5	5.6	3	2	0	0	0	11	11.3	
at Colorado	12/07/11	*	24	2-5	.400	0-2	.000	4-4	1.000	1	4	5	5.6	5	0	1	0	0	8	10.9	
at Oregon	12/10/11	*	36	6-15	.400	1-6	.167	7-7	1.000	2	3	5	5.5	1	0	3	0	2	20	11.8	
CAL POLY	12/17/11	*	30	3-7	.429	0-2	.000	8-10	.800	0	3	3	5.3	3	0	2	0	0	14	12.0	
at Boise State	12/19/11	*	25	3-8	.375	0-2	.000	0-0	.000	1	2	3	5.1	5	0	1	0	0	6	11.5	
at Arizona State	12/21/11	*	37	4-6	.667	1-1	1.000	5-6	.833	1	6	7	5.2	3	2	1	0	0	14	11.7	
at Pacific	12/29/11	*	26	3-6	.500	0-1	.000	6-6	1.000	1	2	3	5.1	4	0	2	0	0	12	11.7	
BOISE STATE	01/02/12	*	22	4-7	.571	1-2	.500	0-0	.000	3	1	4	5.0	2	5	1	0	0	9	11.5	
at Utah State	01/05/12	*	34	6-11	.545	0-2	.000	4-6	.667	2	2	4	4.9	4	2	1	0	0	16	11.8	
at Idaho	01/07/12	*	22	4-9	.444	0-0	.000	1-2	.500	3	3	6	5.0	4	0	2	0	0	9	11.6	
HAWAII	01/12/12	*	36	5-15	.333	2-4	.500	0-0	.000	5	0	5	5.0	5	2	3	0	0	12	11.7	
SAN JOSE STATE	01/14/12	*	32	1-8	.125	0-2	.000	2-2	1.000	0	3	3	4.9	4	0	3	0	1	4	11.3	
CS SAN MARCOS	01/18/12	*	31	5-7	.714	0-1	.000	2-4	.500	1	2	3	4.8	3	0	2	0	0	12	11.3	
at Nevada	01/21/12	*	18	2-4	.500	0-2	.000	0-0	.000	0	0	0	4.6	5	0	2	0	0	4	11.0	
at LATECH	01/26/12	*	32	3-5	.600	0-0	.000	3-3	1.000	1	2	3	4.5	4	1	1	1	1	9	10.9	
at New Mexico State	01/28/12	*	27	5-13	.385	0-2	.000	0-0	.000	0	1	1	4.3	2	2	0	2	2	10	10.8	
IDAHO	02/02/12	*	13	0-4	.000	0-1	.000	4-6	.667	0	0	0	4.2	3	0	1	0	0	4	10.5	
UTAH STATE	02/04/12	*	14	2-6	.333	0-1	.000	0-0	.000	0	0	0	4.0	3	1	0	0	1	4	10.3	
at San Jose State	02/09/12	*	38	6-11	.545	0-1	.000	4-5	.800	5	1	6	4.1	2	1	2	0	1	16	10.5	
at Hawai'i	02/11/12	*	20	3-8	.375	0-1	.000	0-0	.000	0	2	2	4.0	3	0	1	0	0	6	10.3	
at Cal State Northridge	02/18/12	*	31	4-7	.571	0-0	.000	0-0	.000	1	1	2	3.9	4	0	4	0	1	8	10.3	
SEATTLE U	02/23/12	*	18	0-2	.000	0-0	.000	5-6	.833	1	5	6	4.0	4	2	1	0	3	5	10.1	
NEVADA	02/25/12	*	40	8-20	.400	0-1	.000	3-5	.600	5	5	10	4.2	4	0	1	0	1	19	10.4	
LATECH	03/01/12	*	35	6-11	.545	1-2	.500	3-3	1.000	2	6	8	4.3	2	2	1	0	0	16	10.5	
NEW MEXICO STATE	03/03/12	*	28	4-9	.444	1-3	.333	0-0	.000	3	0	3	4.3	4	1	2	0	1	9	10.5	
Totals			32	901	114-254	.449	12-49	.245	96-113	.850	56	81	137	4.3	112	31	51	7	22	336	10.5

Games played: 32
 Minutes/game: 28.2
 Points/game: 10.5
 FG Pct: 44.9
 3FG Pct: 24.5
 FT Pct: 85.0

Rebounds/game: 4.3
 Assists/game: 1.0
 Turnovers/game: 1.6
 Assist/turnover ratio: 0.6
 Steals/game: 0.7
 Blocks/game: 0.2





2011-12 SEASON INDIVIDUAL GAME-BY-GAME

#03 Olekaibe, Kevin

Opponent	Date	gs	min	Total		3-Pointers		Free throws		Rebounds				pf	a	t/o	blk	stl	pts	avg	
				fg-fga	pct	3fg-fga	pct	ft-fa	pct	off	def	tot	avg								
ILLINOIS STATE	11/11/11	*	36	5-16	.313	1-6	.167	7-8	.875	0	4	4	4.0	2	3	1	0	1	18	18.0	
at Stanford	11/14/11	*	34	8-16	.500	3-8	.375	0-1	.000	0	3	3	3.5	2	2	3	0	0	19	18.5	
vs SMU	11/15/11	*	38	7-17	.412	5-11	.455	5-6	.833	1	2	3	3.3	2	3	0	0	0	24	20.3	
vs Manhattan	11/21/11	*	30	5-14	.357	5-10	.500	10-10	1.000	1	1	2	3.0	3	2	3	0	3	25	21.5	
vs UTSA	11/22/11	*	35	6-23	.261	4-16	.250	2-4	.500	0	5	5	3.4	4	0	5	0	1	18	20.8	
at North Dakota State	11/26/11	*	34	9-24	.375	3-9	.333	3-3	1.000	0	3	3	3.3	2	1	1	0	2	24	21.3	
ACADEMY OF ART UNIV.	11/30/11	*	33	7-16	.438	3-9	.333	8-9	.889	0	6	6	3.7	0	1	1	0	4	25	21.9	
UTAH	12/03/11	*	31	5-11	.455	3-6	.500	2-2	1.000	0	1	1	3.4	4	3	0	0	3	15	21.0	
at Colorado	12/07/11	*	38	8-24	.333	5-14	.357	5-5	1.000	2	2	4	3.4	4	1	1	0	3	26	21.6	
at Oregon	12/10/11	*	18	2-9	.222	0-3	.000	0-0	.000	1	1	2	3.3	2	1	0	0	0	4	19.8	
CAL POLY	12/17/11	*	31	3-13	.231	1-9	.111	0-0	.000	0	5	5	3.5	1	0	2	0	1	7	18.6	
at Boise State	12/19/11	*	39	10-17	.588	3-9	.333	5-7	.714	1	1	2	3.3	1	1	3	0	1	28	19.4	
at Arizona State	12/21/11	*	40	11-19	.579	6-10	.600	2-2	1.000	1	4	5	3.5	1	0	0	0	2	30	20.2	
at Pacific	12/29/11	*	28	4-11	.364	1-5	.200	0-2	.000	1	5	6	3.6	0	1	1	0	1	9	19.4	
BOISE STATE	01/02/12	*	38	3-9	.333	2-3	.667	0-0	.000	1	2	3	3.6	0	1	3	1	0	8	18.7	
at Utah State	01/05/12	*	32	4-14	.286	3-6	.500	0-0	.000	0	0	0	3.4	0	1	0	0	0	11	18.2	
at Idaho	01/07/12	*	36	6-14	.429	2-5	.400	1-2	.500	0	3	3	3.4	1	0	2	0	1	15	18.0	
HAWAII	01/12/12	*	44	5-17	.294	2-7	.286	3-4	.750	1	4	5	3.4	3	1	0	0	2	15	17.8	
SAN JOSE STATE	01/14/12	*	38	9-16	.563	6-11	.545	8-10	.800	1	1	2	3.4	4	2	1	0	0	32	18.6	
CS SAN MARCOS	01/18/12	*	37	5-17	.294	3-10	.300	1-1	1.000	1	4	5	3.5	2	0	1	0	4	14	18.4	
at Nevada	01/21/12	*	39	4-17	.235	3-10	.300	2-2	1.000	1	4	5	3.5	1	0	1	0	0	13	18.1	
at LATECH	01/26/12	*	40	6-14	.429	2-7	.286	6-8	.750	0	4	4	3.5	1	0	1	1	1	20	18.2	
at New Mexico State	01/28/12	*	38	6-17	.353	1-9	.111	5-6	.833	0	1	1	3.4	1	2	2	0	1	18	18.2	
IDAHO	02/02/12	*	38	2-9	.222	1-7	.143	2-4	.500	0	1	1	3.3	2	3	0	0	0	7	17.7	
UTAH STATE	02/04/12	*	39	10-21	.476	4-7	.571	2-3	.667	1	2	3	3.3	2	1	0	1	1	26	18.0	
at San Jose State	02/09/12	*	49	6-20	.300	3-10	.300	6-7	.857	4	2	6	3.4	2	1	3	1	1	21	18.2	
at Hawai'i	02/11/12	*	38	3-6	.500	1-4	.250	1-2	.500	1	3	4	3.4	2	0	1	0	0	8	17.8	
at Cal State Northridge	02/18/12	*	30	3-9	.333	1-6	.167	3-4	.750	0	1	1	3.4	2	3	0	0	2	10	17.5	
SEATTLE U	02/23/12	*	40	12-25	.480	5-15	.333	14-14	1.000	0	1	1	3.3	1	1	3	0	1	43	18.4	
NEVADA	02/25/12	*	46	3-13	.231	2-8	.250	3-4	.750	1	3	4	3.3	5	1	2	0	2	11	18.1	
LATECH	03/01/12	*	36	2-7	.286	2-6	.333	2-4	.500	1	1	2	3.3	1	1	5	0	1	8	17.8	
NEW MEXICO STATE	03/03/12	*	43	6-17	.353	5-8	.625	6-9	.667	0	3	3	3.3	0	0	2	0	3	23	18.0	
Totals			32	1166	185-492	.376	91-264	.345	114-143	.797	21	83	104	3.3	58	37	48	4	42	575	18.0

Games played: 32
 Minutes/game: 36.4
 Points/game: 18.0
 FG Pct: 37.6
 3FG Pct: 34.5
 FT Pct: 79.7

Rebounds/game: 3.3
 Assists/game: 1.2
 Turnovers/game: 1.5
 Assist/turnover ratio: 0.8
 Steals/game: 1.3
 Blocks/game: 0.1





2011-12 SEASON INDIVIDUAL GAME-BY-GAME

#12 Shepp, Steven

Opponent	Date	gs	min	Total		3-Pointers		Free throws		Rebounds				pf	a	t/o	blk	stl	pts	avg	
				fg-fga	pct	3fg-fga	pct	ft-fa	pct	off	def	tot	avg								
ILLINOIS STATE	11/11/11	*	33	2-3	.667	1-2	.500	0-0	.000	0	3	3	3.0	1	3	4	0	2	5	5.0	
at Stanford	11/14/11	*	27	2-6	.333	0-2	.000	0-0	.000	0	3	3	3.0	3	3	4	0	1	4	4.5	
vs SMU	11/15/11	*	38	1-5	.200	1-4	.250	0-0	.000	0	6	6	4.0	2	5	1	2	1	3	4.0	
vs Manhattan	11/21/11	*	20	2-5	.400	2-5	.400	3-4	.750	1	1	2	3.5	1	3	3	0	2	9	5.3	
vs UTSA	11/22/11	*	35	2-7	.286	1-5	.200	1-2	.500	1	3	4	3.6	4	10	4	0	3	6	5.4	
at North Dakota State	11/26/11	*	26	2-7	.286	0-3	.000	2-4	.500	1	4	5	3.8	2	2	2	0	0	6	5.5	
ACADEMY OF ART UNIV.	11/30/11	*	32	1-2	.500	0-1	.000	0-0	.000	1	4	5	4.0	1	6	1	0	1	2	5.0	
UTAH	12/03/11		33	6-7	.857	3-4	.750	0-0	.000	0	2	2	3.8	1	8	1	0	2	15	6.3	
at Colorado	12/07/11	*	37	1-5	.200	0-3	.000	1-2	.500	0	2	2	3.6	1	2	1	0	1	3	5.9	
at Oregon	12/10/11	*	37	1-5	.200	0-1	.000	0-0	.000	0	2	2	3.4	3	7	3	0	1	2	5.5	
CAL POLY	12/17/11	*	38	2-6	.333	2-5	.400	0-0	.000	0	2	2	3.3	1	2	2	2	0	6	5.5	
at Boise State	12/19/11	*	38	0-3	.000	0-2	.000	0-0	.000	0	1	1	3.1	2	4	1	0	1	0	5.1	
at Arizona State	12/21/11	*	31	1-3	.333	0-1	.000	0-0	.000	2	0	2	3.0	4	6	3	0	0	2	4.8	
at Pacific	12/29/11	*	39	3-5	.600	2-4	.500	0-0	.000	0	3	3	3.0	1	3	1	1	1	8	5.1	
BOISE STATE	01/02/12	*	39	7-9	.778	2-3	.667	2-3	.667	0	2	2	2.9	2	7	0	0	2	18	5.9	
at Utah State	01/05/12	*	37	1-5	.200	0-3	.000	0-0	.000	1	0	1	2.8	3	6	2	1	1	2	5.7	
at Idaho	01/07/12	*	38	2-7	.286	2-6	.333	2-2	1.000	1	4	5	2.9	3	2	3	1	3	8	5.8	
HAWAII	01/12/12	*	40	3-8	.375	2-4	.500	0-1	.000	2	0	2	2.9	2	11	3	1	1	8	5.9	
SAN JOSE STATE	01/14/12	*	31	2-4	.500	2-4	.500	4-4	1.000	0	2	2	2.8	4	7	0	0	0	10	6.2	
CS SAN MARCOS	01/18/12	*	39	3-10	.300	1-3	.333	0-0	.000	3	1	4	2.9	2	4	3	1	3	7	6.2	
at Nevada	01/21/12	*	39	3-8	.375	0-2	.000	3-6	.500	1	3	4	3.0	4	4	3	0	2	9	6.3	
at LATECH	01/26/12	*	32	0-1	.000	0-0	.000	0-0	.000	1	2	3	3.0	0	4	3	0	1	0	6.0	
at New Mexico State	01/28/12	*	37	1-2	.500	1-2	.500	0-0	.000	0	4	4	3.0	2	2	3	0	1	3	5.9	
IDAHO	02/02/12	*	38	1-3	.333	0-0	.000	3-5	.600	0	2	2	3.0	1	5	3	0	2	5	5.9	
UTAH STATE	02/04/12	*	35	0-1	.000	0-1	.000	0-0	.000	0	1	1	2.9	2	1	0	0	4	0	5.6	
at San Jose State	02/09/12	*	44	1-9	.111	0-5	.000	1-2	.500	0	2	2	2.8	1	8	1	0	1	3	5.5	
at Hawai'i	02/11/12	*	40	2-7	.286	2-3	.667	0-0	.000	0	2	2	2.8	1	3	0	1	0	6	5.6	
at Cal State Northridge	02/18/12	*	40	2-4	.500	1-3	.333	0-0	.000	0	4	4	2.9	2	6	1	0	3	5	5.5	
SEATTLE U	02/23/12	*	40	2-7	.286	1-5	.200	0-0	.000	0	2	2	2.8	2	5	4	1	1	5	5.5	
NEVADA	02/25/12	*	53	2-6	.333	0-2	.000	2-4	.500	0	2	2	2.8	4	11	2	1	2	6	5.5	
LATECH	03/01/12	*	39	2-6	.333	1-4	.250	3-4	.750	0	2	2	2.8	4	7	0	0	0	8	5.6	
NEW MEXICO STATE	03/03/12	*	45	1-5	.200	0-2	.000	0-0	.000	0	5	5	2.8	1	6	3	1	3	2	5.5	
Totals			31	1170	61-171	.357	27-94	.287	27-43	.628	15	76	91	2.8	67	163	65	13	46	176	5.5

Games played: 32
 Minutes/game: 36.6
 Points/game: 5.5
 FG Pct: 35.7
 3FG Pct: 28.7
 FT Pct: 62.8

Rebounds/game: 2.8
 Assists/game: 5.1
 Turnovers/game: 2.0
 Assist/turnover ratio: 2.5
 Steals/game: 1.4
 Blocks/game: 0.4





2011-12 SEASON INDIVIDUAL GAME-BY-GAME

#20 Johnson, Garrett

Opponent	Date	gs	min	Total		3-Pointers		Free throws		Rebounds				pf	a	t/o	blk	stl	pts	avg
				fg-fga	pct	3fg-fga	pct	ft-fa	pct	off	def	tot	avg							
ILLINOIS STATE	11/11/11		12	1-1	1.000	1-1	1.000	1-2	.500	0	1	1	1.0	2	1	0	0	0	4	4.0
at Stanford	11/14/11		2	0-0	.000	0-0	.000	0-0	.000	0	0	0	0.5	1	0	1	0	0	0	2.0
vs SMU	11/15/11		1	0-1	.000	0-1	.000	0-0	.000	0	0	0	0.3	0	0	0	0	0	0	1.3
vs Manhattan	11/21/11		19	4-7	.571	1-2	.500	1-2	.500	2	3	5	1.5	4	0	1	0	0	10	3.5
vs UTSA	11/22/11		6	0-1	.000	0-1	.000	0-0	.000	0	0	0	1.2	2	0	1	0	0	0	2.8
at North Dakota State	11/26/11		10	1-3	.333	1-2	.500	0-0	.000	0	0	0	1.0	2	0	0	0	0	3	2.8
ACADEMY OF ART UNIV.	11/30/11		16	1-5	.200	0-3	.000	4-4	1.000	1	4	5	1.6	0	0	1	0	1	6	3.3
UTAH	12/03/11		13	1-2	.500	0-0	.000	2-2	1.000	2	2	4	1.9	1	0	0	0	0	4	3.4
at Colorado	12/07/11		6	0-2	.000	0-1	.000	0-0	.000	1	0	1	1.8	0	0	1	0	0	0	3.0
at Boise State	12/19/11		11	1-4	.250	0-3	.000	0-0	.000	0	1	1	1.7	4	0	1	0	1	2	2.9
at Arizona State	12/21/11		19	1-1	1.000	0-0	.000	0-0	.000	0	5	5	2.0	0	2	0	0	0	2	2.8
at Pacific	12/29/11		8	0-2	.000	0-1	.000	0-0	.000	0	0	0	1.8	1	0	0	2	0	0	2.6
BOISE STATE	01/02/12		3	0-0	.000	0-0	.000	0-0	.000	0	0	0	1.7	0	0	1	0	1	0	2.4
at Utah State	01/05/12		6	0-0	.000	0-0	.000	0-0	.000	0	1	1	1.6	0	0	0	0	1	0	2.2
at Idaho	01/07/12		3	0-0	.000	0-0	.000	0-0	.000	0	0	0	1.5	2	0	0	0	0	0	2.1
HAWAII	01/12/12		35	7-12	.583	4-6	.667	0-2	.000	2	4	6	1.8	1	2	1	2	3	18	3.1
SAN JOSE STATE	01/14/12		19	2-4	.500	1-3	.333	0-0	.000	0	2	2	1.8	3	2	2	0	0	5	3.2
CS SAN MARCOS	01/18/12		13	0-1	.000	0-1	.000	0-0	.000	1	1	2	1.8	1	0	0	0	0	0	3.0
at Nevada	01/21/12		15	0-1	.000	0-1	.000	0-0	.000	0	0	0	1.7	3	0	1	0	0	0	2.8
at LATECH	01/26/12		28	5-9	.556	0-1	.000	1-1	1.000	2	1	3	1.8	2	0	0	0	0	11	3.3
at New Mexico State	01/28/12		22	2-4	.500	1-1	1.000	0-0	.000	1	4	5	2.0	2	1	1	0	1	5	3.3
IDAHO	02/02/12		24	3-4	.750	3-4	.750	0-0	.000	1	1	2	2.0	2	2	1	1	1	9	3.6
UTAH STATE	02/04/12		9	0-1	.000	0-1	.000	0-0	.000	0	0	0	1.9	1	1	0	0	0	0	3.4
at San Jose State	02/09/12		26	6-12	.500	1-5	.200	1-1	1.000	3	5	8	2.1	2	1	0	1	0	14	3.9
at Hawai'i	02/11/12		14	1-3	.333	0-0	.000	1-1	1.000	0	1	1	2.1	3	0	0	0	0	3	3.8
at Cal State Northridge	02/18/12		13	1-8	.125	1-5	.200	0-0	.000	1	1	2	2.1	1	0	0	0	1	3	3.8
SEATTLE U	02/23/12		2	0-0	.000	0-0	.000	0-0	.000	0	0	0	2.0	0	0	0	0	0	0	3.7
NEVADA	02/25/12		14	1-3	.333	1-3	.333	0-0	.000	0	3	3	2.0	2	0	1	0	0	3	3.6
LATECH	03/01/12		24	4-9	.444	3-7	.429	1-2	.500	2	5	7	2.2	2	0	0	2	1	12	3.9
NEW MEXICO STATE	03/03/12		20	2-6	.333	0-3	.000	0-2	.000	1	3	4	2.3	4	3	0	0	1	4	3.9
Totals		0	413	44-106	.415	18-56	.321	12-19	.632	20	48	68	2.3	48	15	14	8	12	118	3.9

Games played: 30
 Minutes/game: 13.8
 Points/game: 3.9
 FG Pct: 41.5
 3FG Pct: 32.1
 FT Pct: 63.2

Rebounds/game: 2.3
 Assists/game: 0.5
 Turnovers/game: 0.5
 Assist/turnover ratio: 1.1
 Steals/game: 0.4
 Blocks/game: 0.3





2011-12 SEASON INDIVIDUAL GAME-BY-GAME

#22 Ely, Brad

Opponent	Date	gs	min	Total		3-Pointers		Free throws		Rebounds				pf	a	t/o	blk	stl	pts	avg	
				fg-fga	pct	3fg-fga	pct	ft-fta	pct	off	def	tot	avg								
ACADEMY OF ART UNIV.	11/30/11		2	0-0	.000	0-0	.000	0-0	.000	0	0	0	0.0	0	0	0	0	0	0	0.0	
UTAH	12/03/11		1	0-0	.000	0-0	.000	0-0	.000	0	0	0	0.0	0	0	0	0	0	0	0.0	
CS SAN MARCOS	01/18/12		1	0-0	.000	0-0	.000	0-0	.000	0	0	0	0.0	0	0	0	0	0	0	0.0	
at San Jose State	02/09/12		4	0-0	.000	0-0	.000	0-2	.000	2	0	2	0.5	1	0	0	0	0	0	0.0	
at Hawai'i	02/11/12		0	0-0	.000	0-0	.000	0-0	.000	0	0	0	0.4	0	0	0	0	0	0	0.0	
SEATTLE U	02/23/12		6	0-1	.000	0-0	.000	0-0	.000	0	1	1	0.5	1	0	0	0	0	0	0.0	
NEVADA	02/25/12		0	0-0	.000	0-0	.000	0-0	.000	0	0	0	0.4	0	0	0	0	0	0	0.0	
LATECH	03/01/12		0	0-0	.000	0-0	.000	0-0	.000	0	0	0	0.4	1	0	0	0	0	0	0.0	
Totals			0	14	0-1	.000	0-0	.000	0-2	.000	2	1	3	0.4	3	0	0	0	0	0	0.0

Games played: 8
 Minutes/game: 1.8
 FG Pct: 0.0
 FT Pct: 0.0


Rebounds/game: 0.4

#24 Foster, Kevin

Opponent	Date	gs	min	Total		3-Pointers		Free throws		Rebounds				pf	a	t/o	blk	stl	pts	avg	
				fg-fga	pct	3fg-fga	pct	ft-fta	pct	off	def	tot	avg								
ILLINOIS STATE	11/11/11		19	3-9	.333	1-1	1.000	1-2	.500	3	3	6	6.0	3	0	4	2	2	8	8.0	
at Stanford	11/14/11	*	18	3-8	.375	2-2	1.000	0-0	.000	1	3	4	5.0	5	1	2	0	0	8	8.0	
vs SMU	11/15/11	*	32	3-11	.273	1-2	.500	3-6	.500	3	6	9	6.3	4	0	2	0	2	10	8.7	
vs Manhattan	11/21/11	*	20	3-10	.300	0-1	.000	4-6	.667	3	1	4	5.8	4	0	2	1	0	10	9.0	
vs UTSA	11/22/11	*	21	2-4	.500	0-0	.000	2-2	1.000	1	2	3	5.2	3	0	2	0	0	6	8.4	
at North Dakota State	11/26/11	*	8	0-2	.000	0-0	.000	0-0	.000	0	2	2	4.7	1	0	1	0	0	0	7.0	
ACADEMY OF ART UNIV.	11/30/11	*	23	4-8	.500	0-0	.000	4-6	.667	2	3	5	4.7	0	0	1	0	1	12	7.7	
UTAH	12/03/11	*	27	7-11	.636	0-2	.000	2-3	.667	0	2	2	4.4	1	0	0	0	0	16	8.8	
at Colorado	12/07/11	*	15	2-6	.333	0-0	.000	1-2	.500	1	0	1	4.0	5	0	1	0	0	5	8.3	
at Oregon	12/10/11	*	23	5-10	.500	0-1	.000	1-4	.250	3	3	6	4.2	2	0	2	1	0	11	8.6	
CAL POLY	12/17/11	*	18	1-3	.333	0-1	.000	0-0	.000	1	0	1	3.9	1	0	2	1	0	2	8.0	
at Boise State	12/19/11		22	2-4	.500	1-2	.500	1-5	.200	2	6	8	4.3	4	1	2	3	1	6	7.8	
at Arizona State	12/21/11		14	1-2	.500	0-0	.000	1-1	1.000	0	1	1	4.0	3	0	2	1	0	3	7.5	
at Pacific	12/29/11	*	15	1-2	.500	0-1	.000	4-4	1.000	1	1	2	3.9	3	0	3	2	0	6	7.4	
BOISE STATE	01/02/12	*	26	3-7	.429	0-1	.000	5-5	1.000	3	8	11	4.3	2	0	4	0	2	11	7.6	
at Utah State	01/05/12	*	14	0-2	.000	0-0	.000	0-0	.000	0	2	2	4.2	1	0	0	0	1	0	7.1	
at Idaho	01/07/12		21	1-3	.333	0-0	.000	2-2	1.000	2	2	4	4.2	4	0	3	0	0	4	6.9	
HAWAII	01/12/12		9	1-8	.125	0-1	.000	0-0	.000	3	1	4	4.2	3	0	2	0	1	2	6.7	
SAN JOSE STATE	01/14/12		23	5-6	.833	0-0	.000	9-13	.692	4	10	14	4.7	4	1	3	3	2	19	7.3	
CS SAN MARCOS	01/18/12		19	2-6	.333	0-0	.000	2-2	1.000	2	5	7	4.8	2	1	1	0	1	6	7.3	
at Nevada	01/21/12		27	2-9	.222	0-2	.000	0-0	.000	0	4	4	4.8	2	0	3	1	0	4	7.1	
at LATECH	01/26/12		13	1-5	.200	0-0	.000	0-0	.000	1	1	2	4.6	2	0	0	0	0	2	6.9	
at New Mexico State	01/28/12		7	0-1	.000	0-0	.000	3-4	.750	1	1	2	4.5	3	0	1	0	0	3	6.7	
IDAHO	02/02/12		15	4-7	.571	0-1	.000	1-1	1.000	2	6	8	4.7	5	0	1	0	0	9	6.8	
UTAH STATE	02/04/12		32	1-8	.125	0-1	.000	2-2	1.000	2	3	5	4.7	3	0	0	1	1	4	6.7	
at San Jose State	02/09/12		22	1-6	.167	0-1	.000	0-0	.000	0	3	3	4.6	5	0	0	0	0	2	6.5	
at Hawai'i	02/11/12		25	3-8	.375	0-2	.000	2-2	1.000	4	9	13	4.9	2	0	4	0	2	8	6.6	
at Cal State Northridge	02/18/12		24	6-9	.667	1-1	1.000	4-5	.800	2	5	7	5.0	4	0	1	1	1	17	6.9	
SEATTLE U	02/23/12		23	2-3	.667	0-1	.000	2-7	.286	1	7	8	5.1	0	0	0	3	2	6	6.9	
NEVADA	02/25/12		40	8-12	.667	1-2	.500	7-9	.778	4	8	12	5.3	5	0	3	1	1	24	7.5	
LATECH	03/01/12		20	3-8	.375	0-1	.000	1-3	.333	2	1	3	5.3	4	0	2	1	1	7	7.5	
NEW MEXICO STATE	03/03/12		31	8-11	.727	0-0	.000	4-8	.500	3	6	9	5.4	5	0	3	4	0	20	7.8	
Totals			13	666	88-209	.421	7-27	.259	68-104	.654	57	115	172	5.4	95	4	57	26	21	251	7.8

Games played: 32
 Minutes/game: 20.8
 Points/game: 7.8
 FG Pct: 42.1
 3FG Pct: 25.9
 FT Pct: 65.4

Rebounds/game: 5.4
 Assists/game: 0.1
 Turnovers/game: 1.8
 Assist/turnover ratio: 0.1
 Steals/game: 0.7
 Blocks/game: 0.8





2011-12 SEASON INDIVIDUAL GAME-BY-GAME

#32 Hefeng, Grant

Opponent	Date	gs	min	Total		3-Pointers		Free throws		Rebounds				pf	a	t/o	blk	stl	pts	avg
				fg-fga	pct	3fg-fga	pct	ft-fita	pct	off	def	tot	avg							
ILLINOIS STATE	11/11/11	*	14	0-3	.000	0-0	.000	2-2	1.000	1	0	1	1.0	1	0	3	0	0	2	2.0
at Stanford	11/14/11		12	0-4	.000	0-0	.000	0-1	.000	1	0	1	1.0	2	0	1	0	0	0	1.0
vs SMU	11/15/11		5	0-0	.000	0-0	.000	0-0	.000	0	1	1	1.0	1	0	1	0	0	0	0.7
vs Manhattan	11/21/11		0	0-0	.000	0-0	.000	0-0	.000	1	0	1	1.0	0	0	0	0	0	0	0.5
vs UTSA	11/22/11		5	0-0	.000	0-0	.000	0-0	.000	1	0	1	1.0	0	0	0	0	0	0	0.4
at North Dakota State	11/26/11		8	0-0	.000	0-0	.000	0-0	.000	0	0	0	0.8	2	0	0	0	0	0	0.3
ACADEMY OF ART UNIV.	11/30/11		5	1-1	1.000	0-0	.000	0-1	.000	0	0	0	0.7	0	0	0	0	0	2	0.6
UTAH	12/03/11		3	0-1	.000	0-0	.000	0-0	.000	1	1	2	0.9	1	1	1	0	1	0	0.5
HAWAI'I	01/12/12		2	0-0	.000	0-0	.000	0-0	.000	0	0	0	0.8	0	0	0	0	0	0	0.4
CS SAN MARCOS	01/18/12		1	0-1	.000	0-0	.000	0-0	.000	0	0	0	0.7	0	0	0	0	0	0	0.4
Totals		1	55	1-10	.100	0-0	.000	2-4	.500	5	2	7	0.7	7	1	6	0	1	4	0.4

Games played: 10
 Minutes/game: 5.5
 Points/game: 0.4
 FG Pct: 10.0
 FT Pct: 50.0

Rebounds/game: 0.7
 Assists/game: 0.1
 Turnovers/game: 0.6
 Assist/turnover ratio: 0.2
 Steals/game: 0.1





CAREER & SEASON HIGHS: BULLDOG-BY-BULLDOG

0 • JERRY BROWN III
Career Game Highs

Table with 3 columns: Category, #, Opponent (Date). Rows include Points (17), FG (7), FGA (15), 3FG (1), 3FGA (1), FT (9), FTA (13), Rebounds (13), Assists (4), Turnovers (4), Blocks (3), Steals (5), Minutes (41).

2011-12 Season Game Highs

Table with 3 columns: Category, #, Opponent (Date). Rows include Points (17), FG (7), FGA (15), 3FG (1), 3FGA (1), FT (9), FTA (13), Rebounds (13), Assists (4), Turnovers (4), Blocks (3), Steals (4), Minutes (41).

3 • KEVIN OLEKAIBE
Career Game Highs

Table with 3 columns: Category, #, Opponent (Date). Rows include Points (43), FG (12), FGA (25), 3FG (6), 3FGA (16), FT (14), FTA (10), Rebounds (7), Assists (4), Turnovers (5), Blocks (1), Steals (4), Minutes (49).

2011-12 Season Game Highs

Table with 3 columns: Category, #, Opponent (Date). Rows include Points (43), FG (12), FGA (25), 3FG (6), 3FGA (16), FT (14), FTA (14), Rebounds (6), Assists (3), Turnovers (5), Blocks (1), Steals (4), Minutes (49).

1 • TYLER JOHNSON
Career Game Highs

Table with 3 columns: Category, #, Opponent (Date). Rows include Points (17), FG (7), FGA (15), 3FG (3), 3FGA (5), FT (7), FTA (8), Rebounds (10), Assists (10), Turnovers (5), Blocks (2), Steals (4), Minutes (52).

2011-12 Season Game Highs

Table with 3 columns: Category, #, Opponent (Date). Rows include Points (17), FG (7), FGA (15), 3FG (3), 3FGA (5), FT (7), FTA (8), Rebounds (10), Assists (5), Turnovers (4), Blocks (2), Steals (3), Minutes (52).

12 • STEVEN SHEPP
Career Game Highs

Table with 3 columns: Category, #, Opponent (Date). Rows include Points (18), FG (7), FGA (11), 3FG (5), 3FGA (10), FT (6), FTA (7), Rebounds (7), Assists (11), Turnovers (8), Blocks (2), Steals (6), Minutes (53).

2011-12 Season Game Highs

Table with 3 columns: Category, #, Opponent (Date). Rows include Points (18), FG (7), FGA (10), 3FG (3), 3FGA (5), FT (4), FTA (5), Rebounds (6), Assists (11), Turnovers (4), Blocks (2), Steals (4), Minutes (53).

2 • JONATHAN WILLS
Career Game Highs

Table with 3 columns: Category, #, Opponent (Date). Rows include Points (26), FG (8), FGA (20), 3FG (2), 3FGA (4), FT (13), FTA (13), Rebounds (10), Assists (5), Turnovers (6), Blocks (2), Steals (4), Minutes (40).

2011-12 Season Game Highs

Table with 3 columns: Category, #, Opponent (Date). Rows include Points (26), FG (8), FGA (20), 3FG (2), 3FGA (4), FT (13), FTA (13), Rebounds (10), Assists (5), Turnovers (5), Blocks (2), Steals (4), Minutes (40).

20 • GARRETT JOHNSON
Career Game Highs

Table with 3 columns: Category, #, Opponent (Date). Rows include Points (18), FG (7), FGA (13), 3FG (5), 3FGA (11), FT (5), FTA (6), Rebounds (8), Assists (4), Turnovers (3), Blocks (2), Steals (4), Minutes (35).

2011-12 Season Game Highs

Table with 3 columns: Category, #, Opponent (Date). Rows include Points (18), FG (7), FGA (12), 3FG (4), 3FGA (6), FT (4), FTA (4), Rebounds (8), Assists (2), Turnovers (2), Blocks (2), Steals (3), Minutes (35).



CAREER & SEASON HIGHS: BULLDOG-BY-BULLDOG

22 • BRAD ELY
Career Game Highs

Table with 3 columns: Category, #, Opponent (Date). Rows include Points, FG, FGA, 3FG, 3FGA, FT, FTA, Rebounds, Assists, Blocks, Steals, Turnovers, Minutes.

2011-12 Season Game Highs

Table with 3 columns: Category, #, Opponent (Date). Rows include Points, FG, FGA, 3FG, 3FGA, FT, FTA, Rebounds, Assists, Blocks, Steals, Turnovers, Minutes.

24 • KEVIN FOSTER
Career Game Highs

Table with 3 columns: Category, #, Opponent (Date). Rows include Points, FG, FGA, 3FG, 3FGA, FT, FTA, Rebounds, Assists, Turnovers, Blocks, Steals, Minutes.

2011-12 Season Game Highs

Table with 3 columns: Category, #, Opponent (Date). Rows include Points, FG, FGA, 3FG, 3FGA, FT, FTA, Rebounds, Assists, Turnovers, Blocks, Steals, Minutes.

32 • GRANT HEFENG
Career Game Highs

Table with 3 columns: Category, #, Opponent (Date). Rows include Points, FG, FGA, 3FG, 3FGA, FT, FTA, Rebounds, Assists, Turnovers, Blocks, Steals, Minutes.

2011-12 Season Game Highs

Table with 3 columns: Category, #, Opponent (Date). Rows include Points, FG, FGA, 3FG, 3FGA, FT, FTA, Rebounds, Assists, Turnovers, Blocks, Steals, Minutes.





2011-12 Fresno State Men's Basketball Notes

2011-12 FRESNO STATE MEN'S BASKETBALL - BOX SCORES

Official Basketball Box Score -- Game Totals -- Final Statistics Illinois State vs Fresno State 11/11/11 7 pm at Save Mart Center --- Fresno, Calif.

Illinois State 47 • 0-1

##	Player	Total			3-Ptr			Rebounds			PF	TP	A	TO	Blk	Stl	Min
		FG-FGA	FG-FGA	FT-FTA	FG-FGA	FG-FGA	FT-FTA	Off	Def	Tot							
32	Carmichael, Jackie	f	3-8	0-0	6-10	4	5	9	4	12	1	5	2	2	29		
22	Ekey, Jon	c	3-11	2-7	0-0	1	6	7	4	8	1	1	0	2	32		
01	Brown, Tyler	g	0-2	0-1	0-0	1	0	1	2	0	1	1	0	1	15		
05	Cousin, Anthony	g	0-4	0-1	0-0	1	0	1	1	0	2	4	0	1	25		
13	Wilkins, John	g	3-6	1-1	0-0	1	2	3	4	7	0	1	0	0	14		
04	Blue, Trey		0-0	0-0	0-0	1	1	2	1	0	0	3	0	1	8		
04	Clark, Darius		1-2	0-0	1-3	0	0	0	3	0	1	0	0	0	9		
11	Moore, Nic		4-9	3-8	2-2	1	1	2	13	4	0	0	0	0	32		
42	Threloff, Jordan		0-2	0-0	0-0	0	1	1	4	0	0	2	1	1	8		
44	Hill, Johnny		1-6	0-0	2-4	3	2	5	3	4	1	2	0	1	28		
	Team					2	2	4									
	Totals		15-50	6-18	11-19	15	20	35	25	47	10	21	3	9	200		

FG % 1st Half: 9-26 34.6% 2nd half: 6-24 25.0% Game: 15-50 30.0%
 3FG % 1st Half: 3-8 37.5% 2nd half: 3-10 30.0% Game: 6-18 33.3%
 FT % 1st Half: 5-9 55.6% 2nd half: 6-10 60.0% Game: 11-19 57.9%

Fresno State 55 • 1-0

##	Player	Total			3-Ptr			Rebounds			PF	TP	A	TO	Blk	Stl	Min
		FG-FGA	FG-FGA	FT-FTA	FG-FGA	FG-FGA	FT-FTA	Off	Def	Tot							
00	Brown, Jerry	f	3-5	0-0	1-3	3	3	6	2	7	0	2	1	1	37		
32	Hefeng, Grant	f	0-3	0-0	2-2	1	0	1	2	2	0	3	0	0	14		
02	Wills, Jonathan	g	1-1	0-0	4-4	0	2	3	6	3	4	0	4	28			
03	Olekaibe, Kevin	g	5-16	1-6	7-8	0	4	4	2	18	3	1	0	1	36		
12	Shepp, Steven	g	2-3	1-2	0-0	0	3	3	1	5	3	4	0	2	33		
01	Johnson, Tyler		2-3	1-1	0-0	0	3	3	2	5	0	1	0	2	19		
05	McGaughey, Larry		0-1	0-1	0-0	0	0	0	0	0	0	0	0	0	1		
20	Johnson, Garrett		1-1	1-1	1-2	0	1	1	2	4	1	0	0	0	12		
24	Foster, Kevin		3-9	1-1	1-2	3	3	6	3	8	0	4	2	2	19		
	Team					1	5	6									
	Totals		17-42	5-12	16-21	8	24	32	16	55	10	20	3	12	199		

FG % 1st Half: 8-25 32.0% 2nd half: 9-17 52.9% Game: 17-42 40.5%
 3FG % 1st Half: 4-8 50.0% 2nd half: 1-4 25.0% Game: 5-12 41.7%
 FT % 1st Half: 6-9 66.7% 2nd half: 10-12 83.3% Game: 16-21 76.2%

Officials: Ronnie Hernandez, Bill Kennedy, Newton Chelletz
 Technical fouls: Illinois State-None. Fresno State-None.
 Attendance: 7041

Score by periods	1st	2nd	Total
Illinois State	26	21	47
Fresno State	26	29	55

Last FG - ILS 2nd-01:30, FS 2nd-01:06.
 Largest lead - ILS by 4 2nd-14:40, FS by 11 1st-06:46.

Score tied - 3 times.
 Lead changed - 9 times.

Official Basketball Box Score -- Game Totals -- Final Statistics Fresno State vs Stanford 11/14/11 8 p.m. at Maples Pavilion

Fresno State 59 • 1-1

##	Player	Total			3-Ptr			Rebounds			PF	TP	A	TO	Blk	Stl	Min
		FG-FGA	FG-FGA	FT-FTA	FG-FGA	FG-FGA	FT-FTA	Off	Def	Tot							
00	Brown, Jerry	f	0-2	0-0	7-10	2	3	5	3	7	1	2	1	2	39		
24	Foster, Kevin	f	3-8	2-2	0-0	1	3	4	5	8	1	2	0	0	18		
02	Wills, Jonathan	g	4-6	1-2	2-3	4	3	7	5	11	1	2	2	2	30		
03	Olekaibe, Kevin	g	8-16	3-8	0-1	0	3	3	2	19	2	3	0	0	34		
12	Shepp, Steven	g	2-6	0-2	0-0	0	3	3	4	4	3	4	0	1	27		
01	Johnson, Tyler		2-6	1-2	0-0	0	0	0	4	5	2	1	0	1	19		
05	McGaughey, Larry		2-3	1-1	0-0	0	0	0	5	5	0	1	0	0	19		
20	Johnson, Garrett		0-0	0-0	0-0	0	0	0	1	0	0	1	0	0	2		
23	Hefeng, Grant		0-4	0-0	0-1	1	0	1	2	0	0	1	0	0	12		
	Team					1	1	2									
	Totals		21-51	8-17	9-15	9	16	25	30	59	10	17	3	6	200		

FG % 1st Half: 11-28 39.3% 2nd half: 10-23 43.5% Game: 21-51 41.2%
 3FG % 1st Half: 4-8 50.0% 2nd half: 4-9 44.4% Game: 8-17 47.1%
 FT % 1st Half: 4-7 57.1% 2nd half: 5-8 62.5% Game: 9-15 60.0%

Stanford 75 • 2-0

##	Player	Total			3-Ptr			Rebounds			PF	TP	A	TO	Blk	Stl	Min
		FG-FGA	FG-FGA	FT-FTA	FG-FGA	FG-FGA	FT-FTA	Off	Def	Tot							
13	Owens, Josh	f	3-3	0-0	5-9	0	4	4	4	11	1	2	0	0	15		
34	Zimmermann, Andrew	f	1-1	0-0	0-0	0	0	0	3	2	0	0	0	1	12		
02	Bright, Aaron	g	5-7	3-3	8-9	1	0	1	21	4	1	0	1	0	33		
05	Randle, Chasson	g	5-9	0-4	0-0	0	1	1	3	10	1	6	0	2	30		
22	Mann, Jarrett	g	2-4	0-1	4-9	0	2	2	1	8	2	1	0	0	30		
03	Brown, Anthony		0-4	0-2	0-0	0	2	2	2	0	0	3	0	0	14		
04	Nastic, Stefan		0-0	0-0	0-0	0	0	0	1	0	0	1	0	0	3		
23	Harris, Gabriel		0-3	0-1	2-2	0	1	1	2	2	1	2	0	0	12		
24	Huestis, Josh		3-5	0-1	4-6	1	10	11	0	10	0	0	0	1	29		
50	Trotter, Jack		4-5	1-1	2-3	2	4	6	2	11	0	0	1	0	22		
	Team					5	3	8									
	Totals		23-41	4-13	25-38	9	27	36	19	75	9	16	1	5	200		

FG % 1st Half: 12-24 50.0% 2nd half: 11-17 64.7% Game: 23-41 56.1%
 3FG % 1st Half: 2-8 25.0% 2nd half: 2-5 40.0% Game: 4-13 30.8%
 FT % 1st Half: 8-12 66.7% 2nd half: 17-26 65.4% Game: 25-38 65.8%

Officials: Chris Rastatter, Milt Stowe, Michael Irving
 Technical fouls: Fresno State-None. Stanford-None.
 Attendance: 4385

Score by periods	1st	2nd	Total
Fresno State	30	29	59
Stanford	34	41	75

Last FG - FS 2nd-01:32, STAN 2nd-00:02.
 Largest lead - FS by 5 1st-09:44, STAN by 16 2nd-00:02.

Score tied - 4 times.
 Lead changed - 1 time.

Official Basketball Box Score -- Game Totals -- Final Statistics Fresno State vs SMU 11/15/11 5:00pm at Maples Pavilion

Fresno State 54 • 2-1

##	Player	Total			3-Ptr			Rebounds			PF	TP	A	TO	Blk	Stl	Min
		FG-FGA	FG-FGA	FT-FTA	FG-FGA	FG-FGA	FT-FTA	Off	Def	Tot							
00	Brown, Jerry	f	1-4	0-0	0-0	3	0	3	4	2	0	0	0	1	19		
24	Foster, Kevin	f	3-11	1-2	3-6	3	6	9	4	10	0	2	0	2	32		
02	Wills, Jonathan	g	2-6	0-1	4-4	1	2	3	8	1	0	0	1	0	34		
03	Olekaibe, Kevin	g	7-17	5-11	5-6	1	2	3	24	3	0	0	0	0	38		
12	Shepp, Steven	g	1-5	1-4	0-0	0	6	6	2	3	5	1	2	1	38		
01	Johnson, Tyler		1-3	1-1	2-2	1	2	3	2	5	1	2	0	2	15		
05	McGaughey, Larry		1-4	0-2	0-0	0	0	0	1	2	0	1	0	0	18		
20	Johnson, Garrett		0-1	0-1	0-0	0	0	0	0	0	0	0	0	0	1		
32	Hefeng, Grant		0-0	0-0	0-0	0	1	1	1	0	0	1	0	0	5		
	Team					2	1	3									
	Totals		16-51	8-22	14-18	11	20	31	19	54	10	8	2	7	200		

FG % 1st Half: 6-28 21.4% 2nd half: 10-23 43.5% Game: 16-51 31.4%
 3FG % 1st Half: 4-13 30.8% 2nd half: 4-9 44.4% Game: 8-22 36.4%
 FT % 1st Half: 5-6 83.3% 2nd half: 9-12 75.0% Game: 14-18 77.8%

SMU 52 • 1-2

##	Player	Total			3-Ptr			Rebounds			PF	TP	A	TO	Blk	Stl	Min
		FG-FGA	FG-FGA	FT-FTA	FG-FGA	FG-FGA	FT-FTA	Off	Def	Tot							
24	NYAKUNDI, Robert	f	5-11	2-6	2-2	0	6	6	2	14	1	0	0	0	37		
15	CUNNINGHAM, Cannen	c	6-10	0-2	5-7	2	7	9	0	17	1	5	2	0	34		
11	GILES, London	g	4-7	1-3	2-3	1	3	4	2	11	1	2	0	0	33		
12	SAMARRIPPAS, Jeremia	g	3-7	2-4	0-0	0	2	2	8	1	4	0	0	0	34		
21	JONES, Jalen	g	1-3	0-1	0-1	1	3	4	2	2	1	2	0	0	9		
01	MANUEL, Ryan		0-1	0-0	0-0	0	2	2	1	0	1	1	0	0	17		
05	VILDE, Richmond		0-0	0-0	0-0	0	0	0	1	0	0	1	0	0	6		
13	PATSEVICH, Aliaksei		0-4	0-3	0-0	2	1	3	5	0	1	1	1	0	28		
35	NORMAN, Eric		0-1	0-0	0-0	0	1	1	0	0	0	0	0	0	2		
	Team					3	2	5	1								
	Totals		19-44	5-19	9-13	9	27	36	16	52	7	16	3	0	200		

FG % 1st Half: 7-20 35.0% 2nd half: 12-24 50.0% Game: 19-44 43.2%
 3FG % 1st Half: 3-10 30.0% 2nd half: 2-9 22.2% Game: 5-19 26.3%
 FT % 1st Half: 5-7 71.4% 2nd half: 4-6 66.7% Game: 9-13 69.2%

Officials: Mike Giarratano, Martin Cota, Bruce Hicks
 Technical fouls: Fresno State-None. SMU-TEAM.
 Attendance:

Score by periods	1st	2nd	Total
Fresno State	21	33	54
SMU	22	30	52

Last FG - FS 2nd-00:27, SMU 2nd-00:01.
 Largest lead - FS by 10 1st-14:53, SMU by 10 2nd-06:07.

Score tied - 2 times.
 Lead changed - 2 times.

Official Basketball Box Score -- Game Totals -- Final Statistics Manhattan vs Fresno State 11/21/11 5 p.m. at Moby Arena --- Fort Collins, Colo.

Manhattan 85 • 3-1

##	Player	Total			3-Ptr			Rebounds			PF	TP	A	TO	Blk	Stl	Min
		FG-FGA	FG-FGA	FT-FTA	FG-FGA	FG-FGA	FT-FTA	Off	Def	Tot							
13	Emmy Andujar	f	1-2	0-1	0-3	1	4	5	4	2	1	1	0	1	18		
22	Roberto Colonette	f	4-10	0-1	5-7	3	3	6	4	13	1	2	1	0	20		
24	George Beamon	g	3-8	1-1	6-7	0	4	4	1	13</							



2011-12 Fresno State Men's Basketball Notes

2011-12 FRESNO STATE MEN'S BASKETBALL - BOX SCORES

Official Basketball Box Score -- Game Totals -- Final Statistics Fresno State vs UTSA 11/22/11 5 p.m. at Fort Collins, Colo. (Moby Arena)

Fresno State 79 • 2-3

#	Player	Total			3-Ptr			Rebounds			PF	TP	A	TO	Blk	Stl	Min
		FG-FGA	FT-FTA	FT-FTA	FG-FGA	FT-FTA	Off	Def	Tot								
00	Brown, Jerry	f	4-5	0-0	2-3	1	3	4	3	10	0	1	0	0	3	27	
24	Foster, Kevin	f	2-4	0-0	2-2	1	2	3	3	6	0	2	0	0	0	21	
02	Wills, Jonathan	g	6-9	1-2	13-13	4	3	7	4	26	1	2	0	0	0	32	
03	Olekaibe, Kevin	g	6-23	4-16	2-4	0	5	5	4	18	0	5	0	1	1	35	
12	Shepp, Steven	g	2-7	1-5	1-2	1	3	4	4	6	10	4	0	3	3	35	
01	Johnson, Tyler	g	3-4	2-2	3-6	2	2	4	5	11	3	0	0	2	2	26	
05	McGaughy, Larry	g	1-5	0-2	0-0	2	1	3	2	2	0	0	0	0	0	13	
20	Johnson, Garrett	g	0-1	0-1	0-0	0	0	0	0	2	0	1	0	0	0	6	
32	Hefeng, Grant	g	0-0	0-0	0-0	1	0	1	0	0	0	0	0	0	0	5	
	Team					1	1	2									
	Totals		24-58	8-28	23-30	13	20	33	27	79	14	15	0	9	200		
	FG % 1st Half:	11-28	39.3%	2nd half:	13-30	43.3%	Game:	24-58	41.4%	Deadball							
	3FG % 1st Half:	5-14	35.7%	2nd half:	3-14	21.4%	Game:	8-28	28.6%	Rebound:							
	FT % 1st Half:	4-6	66.7%	2nd half:	19-24	79.2%	Game:	23-30	76.7%	4							

UTSA 83 • 3-2

#	Player	Total			3-Ptr			Rebounds			PF	TP	A	TO	Blk	Stl	Min
		FG-FGA	FT-FTA	FT-FTA	FG-FGA	FT-FTA	Off	Def	Tot								
01	Franklin, Stephen	f	4-5	2-3	2-2	2	1	3	5	12	7	0	0	0	0	24	
12	Hill, Jeromie	f	3-6	1-2	2-4	0	1	1	5	9	1	3	0	0	0	20	
14	Vouyoukas, Alex	c	4-5	0-0	0-0	2	1	3	1	8	0	2	2	0	0	17	
04	Paye, Sei	g	2-3	1-2	2-2	0	3	3	7	3	2	0	2	2	24	24	
05	Hale III, Michael	g	1-3	1-1	6-10	1	5	6	2	9	1	1	0	0	0	36	
13	Nujic, Igor	g	2-3	0-0	4-4	0	0	0	2	8	1	1	0	0	0	19	
22	Burrage, Kannon	g	7-15	0-4	0-1	3	4	7	1	14	1	2	0	1	1	25	
31	Johnson III, Melvin	g	2-7	2-6	8-8	1	4	5	0	14	0	2	0	1	1	19	
32	Sims, Jordan	g	0-2	0-2	0-0	0	1	1	0	1	0	1	0	0	0	5	
42	Wood, Tyler	g	1-3	0-1	0-0	0	0	0	2	2	0	0	0	1	1	11	
	Team					0	4	4									
	Totals		26-52	7-21	24-31	9	24	33	22	83	14	14	2	5	200		
	FG % 1st Half:	16-30	53.3%	2nd half:	10-22	45.5%	Game:	26-52	50.0%	Deadball							
	3FG % 1st Half:	4-13	30.8%	2nd half:	3-8	37.5%	Game:	7-21	33.3%	Rebound:							
	FT % 1st Half:	12-12	100.0%	2nd half:	12-19	63.2%	Game:	24-31	77.4%	4							

Officials: Eric Curry, K.C. Ely, Bob Staffen
Technical fouls: Fresno State-None, UTSA-None.
Attendance: 890
Dick's Sporting Goods NIT Season Tip-Off

Score by periods	1st	2nd	Total
Fresno State	31	48	79
UTSA	48	35	83

Last FG - FS 2nd-00:05, UTSA 2nd-06:13.
Largest lead - FS by 1 1st-14:40, UTSA by 20 2nd-15:17.

Score tied - 1 time.
Lead changed - 2 times.

Official Basketball Box Score -- Game Totals -- Final Statistics Fresno State vs North Dakota State 11/26/11 7:05 p.m. at Bison Sports Arena, Fargo, ND

Fresno State 65 • 2-4

#	Player	Total			3-Ptr			Rebounds			PF	TP	A	TO	Blk	Stl	Min
		FG-FGA	FT-FTA	FT-FTA	FG-FGA	FT-FTA	Off	Def	Tot								
00	BROWN, Jerry	f	3-6	0-0	3-5	3	4	7	4	9	0	1	0	0	0	32	
24	FOSTER, Kevin	f	0-2	0-0	0-0	0	2	2	1	0	0	1	0	0	0	8	
02	WILLS, Jonathan	g	4-7	0-0	2-2	4	6	10	4	10	0	5	0	0	0	28	
03	OLEKAIBE, Kevin	g	9-24	3-9	3-3	0	3	3	2	24	1	1	0	2	34	34	
12	SHEPP, Steven	g	2-7	0-3	2-4	1	4	5	2	6	2	2	0	0	0	26	
01	JOHNSON, Tyler	g	3-8	0-2	1-3	0	4	4	4	7	2	1	2	0	0	36	
05	MCGAUGHEY, Larry	g	2-3	1-2	1-2	0	1	1	1	6	0	1	0	2	18	18	
20	JOHNSON, Garrett	g	1-3	1-2	0-0	0	0	0	2	3	0	0	0	0	0	10	
32	HEFENG, Grant	g	0-0	0-0	0-0	0	0	0	2	0	0	0	0	0	0	8	
	Team					1	3	4									
	Totals		24-60	5-18	12-19	9	27	36	22	65	5	13	2	4	200		
	FG % 1st Half:	8-30	26.7%	2nd half:	16-30	53.3%	Game:	24-60	40.0%	Deadball							
	3FG % 1st Half:	0-6	0.0%	2nd half:	5-12	41.7%	Game:	5-18	27.8%	Rebound:							
	FT % 1st Half:	5-9	55.6%	2nd half:	7-10	70.0%	Game:	12-19	63.2%	1							

North Dakota State 78 • 6-0

#	Player	Total			3-Ptr			Rebounds			PF	TP	A	TO	Blk	Stl	Min
		FG-FGA	FT-FTA	FT-FTA	FG-FGA	FT-FTA	Off	Def	Tot								
32	WRIGHT, TrayVonn	f	2-4	0-1	4-6	0	6	6	4	8	2	0	1	0	0	25	
42	BJORKLUND, Marshall	f	12-15	0-0	3-5	6	8	14	2	27	3	1	1	1	30	30	
21	ALEX, Dylan	g	1-7	1-5	1-2	0	1	1	4	4	0	3	0	1	1	38	
22	HALEANDER, Lawrence	g	4-10	1-2	0-2	0	2	2	1	9	7	0	0	2	35	35	
24	BRUUN, Taylor	g	3-5	0-0	2-2	1	6	7	2	8	2	1	0	1	1	28	
00	NEWELL, Fred	g	0-0	0-0	1-2	0	0	0	0	1	0	0	0	0	0	1	21
03	FELT, Mike	g	3-10	3-6	0-1	1	3	4	1	9	1	0	0	0	0	24	
04	LINDBERG, Joel	g	0-1	0-0	0-0	0	2	2	3	0	4	1	0	0	0	16	
12	LUNDBERG, Drew	g	0-0	0-0	0-0	0	1	1	0	0	0	0	0	0	0	1	1
13	ZASTROW, Nate	g	0-2	0-1	1-2	0	1	1	0	1	0	0	0	0	0	3	3
44	AABERG, Jordan	g	4-4	0-0	3-3	0	3	3	2	11	0	1	2	0	0	9	9
	Team					1	0	1									
	Totals		29-58	5-15	15-25	9	33	42	19	78	19	8	4	5	200		
	FG % 1st Half:	15-28	53.6%	2nd half:	14-30	46.7%	Game:	29-58	50.0%	Deadball							
	3FG % 1st Half:	3-8	37.5%	2nd half:	2-7	28.6%	Game:	5-15	33.3%	Rebound:							
	FT % 1st Half:	5-11	45.5%	2nd half:	10-14	71.4%	Game:	15-25	60.0%	3							

Officials: Paul Janssen, Todd Von Sossan, Kelly Pfeifer
Technical fouls: Fresno State-None, North Dakota State-None.
Attendance: 3251
Third career double-double for Bjorklund, both career highs.

Score by periods	1st	2nd	Total
Fresno State	21	44	65
North Dakota State	38	40	78

Last FG - FRESNO 2nd-00:29, NDSU 2nd-01:13.
Largest lead - FRESNO None, NDSU by 23 2nd-13:08.

Score tied - 0 times.
Lead changed - 0 times.

Official Basketball Box Score -- Game Totals -- Final Statistics Academy of Art Univ. vs Fresno State 11/30/11 7 p.m. at Save Mart Center -- Fresno, Calif.

Academy of Art Univ. 55 • 0-7

#	Player	Total			3-Ptr			Rebounds			PF	TP	A	TO	Blk	Stl	Min
		FG-FGA	FT-FTA	FT-FTA	FG-FGA	FT-FTA	Off	Def	Tot								
02	Kone-Nelson, Noah	f	0-2	0-0	0-0	0	1	1	3	0	0	1	1	0	0	22	
04	Prema, Ivan	g	4-5	2-2	1-1	0	1	1	4	11	1	0	0	0	0	30	
10	Shamsud-din, Ameer	g	6-12	4-8	0-0	0	2	2	3	16	3	4	0	0	0	34	
14	Robotham, Czar	g	3-9	2-4	1-2	1	1	2	1	9	4	2	0	0	0	34	
15	Overton Jr, William	g	6-16	1-8	0-0	0	9	9	3	13	3	2	0	0	0	35	
03	Babitt, Myles	g	1-1	1-1	0-0	0	0	0	3	3	1	2	0	0	0	7	
05	Anderson, Aaron	g	0-1	0-0	0-0	0	0	0	2	0	0	1	0	2	12	12	
11	Hayden, Hunter	g	0-4	0-0	0-0	1	3	4	3	0	0	3	0	0	0	13	
40	Romain, Roget	g	0-0	0-0	0-0	0	0	0	0	0	0	0	0	0	0	1	
54	Jorritsma, Mike	g	1-2	0-0	1-2	0	0	0	1	3	0	0	2	0	0	12	
	Team					1	1	2									
	Totals		21-52	10-23	3-5	3	18	21	23	55	12	12	6	2	200		
	FG % 1st Half:	10-28	35.7%	2nd half:	11-24	45.8%	Game:	21-52	40.4%	Deadball							
	3FG % 1st Half:	4-11	36.4%	2nd half:	6-12	50.0%	Game:	10-23	43.5%	Rebound:							
	FT % 1st Half:	1-2	50.0%	2nd half:	2-3	66.7%	Game:	3-5	60.0%	1							

Fresno State 85 • 3-4

#	Player	Total			3-Ptr			Rebounds			PF	TP	A	TO	Blk	Stl	Min
		FG-FGA	FT-FTA	FT-FTA	FG-FGA	FT-FTA	Off	Def	Tot								
00	Brown, Jerry	f	1-1	0-0	1-2	0	2	2	3	2	1	1	0	0	19	19	
24	Foster, Kevin	f	4-8	0-0	4-6	2	3	5	0	12	0	1	0	1	23	23	
02	Wills, Jonathan	g	3-10	1-2	4-5	4	2	6	2	11	1	0	2	0	29	29	
03	Olekaibe, Kevin	g	7-16	3-9	8-9	0	6	6	0	25	1	1	0	4</			



2011-12 FRESNO STATE MEN'S BASKETBALL - BOX SCORES

Official Basketball Box Score -- Game Totals -- Final Statistics
Fresno State vs Colorado
12/07/11 7:02 p.m. at Boulder, Colo. (Coors Events Center)

Fresno State 64 • 4-5

Table with columns: #, Player, FG-FGA, 3-PT, FT-FTA, Rebounds (Off, Def, Tot), PF, TP, A, TO, Blk, Stl, Min. Includes player stats for Brown, Jerry; Foster, Kevin; Wills, Jonathan; Olekaibe, Kevin; Shepp, Steven; Johnson, Tyler; McGaughey, Larry; Johnson, Garrett.

Summary statistics for Fresno State vs Colorado: FG % 1st Half: 8-30 26.7%, 2nd half: 14-31 45.2%, Game: 22-61 36.1%.

Colorado 71 • 5-3

Table with columns: #, Player, FG-FGA, 3-PT, FT-FTA, Rebounds (Off, Def, Tot), PF, TP, A, TO, Blk, Stl, Min. Includes player stats for Dufault, Austin; Tomlinson, Nate; Roberson, Andre; Dinwiddie, Spencer; Brown, Carlon; Booker, Askia; Sharpe, Shannon; Harris-Tunks, Shane; Chen, Sabatino; Adams, Jeremy; Cain, Damiene.

Summary statistics for Colorado vs Fresno State: FG % 1st Half: 13-22 59.1%, 2nd half: 6-15 40.0%, Game: 19-37 51.4%.

Officials: Chris Rastatter, Bobby McCoy, Glen Mayberry
Technical fouls: Fresno State-TEAM. Colorado-None.
Attendance: 5562

Score by periods table and game statistics: Points, In Paint, Off T/O, 2nd Chance, Fast Break, Bench. Includes 'Score tied - 1 time. Lead changed - 1 time.'

Officials: Chris Rastatter, Bobby McCoy, Glen Mayberry
Technical fouls: Fresno State-TEAM. Colorado-None.
Attendance: 5562
Fresno foul-outs: #2 Wills (5:39, 2nd); #24 Foster (3:18, 2nd)
CU foul-outs: none
Fresno technical foul on bench with 9:58 left in 2nd half

Official Basketball Box Score -- Game Totals -- Final Statistics
Fresno State vs Oregon
12-10-11 7:06 p.m. at Eugene, Ore. - Matthew Knight Arena

Fresno State 70 • 4-6

Table with columns: #, Player, FG-FGA, 3-PT, FT-FTA, Rebounds (Off, Def, Tot), PF, TP, A, TO, Blk, Stl, Min. Includes player stats for Brown, Jerry; Wills, Jonathan; Foster, Kevin; Olekaibe, Kevin; Shepp, Steven; Johnson, Tyler; McGaughey, Larry.

Summary statistics for Fresno State vs Oregon: FG % 1st Half: 13-33 39.4%, 2nd half: 14-28 50.0%, Game: 27-61 44.3%.

Oregon 74 • 5-2

Table with columns: #, Player, FG-FGA, 3-PT, FT-FTA, Rebounds (Off, Def, Tot), PF, TP, A, TO, Blk, Stl, Min. Includes player stats for Ashaolu, Olu; Singler, E.J.; Woods, Tony; Sim, Garrett; Loyd, Johnathan; Kingma, Brett; Jacob, Jeremy; Nared, Tyrone; Emory, Carlos; Joseph, Devoe.

Summary statistics for Oregon vs Fresno State: FG % 1st Half: 14-26 53.8%, 2nd half: 13-22 59.1%, Game: 27-48 56.3%.

Officials: Michael Eggers, Frank Harvey III, Kurt Walker
Technical fouls: Fresno State-None. Oregon-None.
Attendance: 6862

Score by periods table and game statistics: Points, In Paint, Off T/O, 2nd Chance, Fast Break, Bench. Includes 'Score tied - 10 times. Lead changed - 10 times.'

Officials: Michael Eggers, Frank Harvey III, Kurt Walker
Technical fouls: Fresno State-None. Oregon-None.
Attendance: 6862
Last FG - FS 2nd-00:07, ORE 2nd-00:21.
Largest lead - FS by 4 1st-05:05, ORE by 9 1st-11:45.

Official Basketball Box Score -- Game Totals -- Final Statistics
Cal Poly vs Fresno State
12/17/11 7 p.m. at Save Mart Center -- Fresno, Calif.

Cal Poly 65 • 8-3

Table with columns: #, Player, FG-FGA, 3-PT, FT-FTA, Rebounds (Off, Def, Tot), PF, TP, A, TO, Blk, Stl, Min. Includes player stats for Hanson, David; Taylor, Will; Fermin, Amaury; Royer, Dylan; U'u, Drake; Love, Malik; Lewis, Jordan; Titchenal, Matt; Johnson, Jamal; Eversley, Chris; Odister, Kyle; Donahue, Will.

Summary statistics for Cal Poly vs Fresno State: FG % 1st Half: 12-28 42.9%, 2nd half: 13-21 61.9%, Game: 25-49 51.0%.

Officials: Chris Rastatter, Bruce Hicks and Ryan Holmes
Technical fouls: Cal Poly-None. Fresno State-None.
Attendance: 6110

Fresno State 46 • 4-7

Table with columns: #, Player, FG-FGA, 3-PT, FT-FTA, Rebounds (Off, Def, Tot), PF, TP, A, TO, Blk, Stl, Min. Includes player stats for Brown, Jerry; Foster, Kevin; Wills, Jonathan; Olekaibe, Kevin; Shepp, Steven; Johnson, Tyler; McGaughey, Larry.

Summary statistics for Fresno State vs Cal Poly: FG % 1st Half: 7-19 36.8%, 2nd half: 8-24 33.3%, Game: 15-43 34.9%.

Officials: Chris Rastatter, Bruce Hicks and Ryan Holmes
Technical fouls: Cal Poly-None. Fresno State-None.
Attendance: 6110

Score by periods table and game statistics: Points, In Paint, Off T/O, 2nd Chance, Fast Break, Bench. Includes 'Score tied - 3 times. Lead changed - 1 time.'

Officials: Chris Rastatter, Bruce Hicks and Ryan Holmes
Technical fouls: Cal Poly-None. Fresno State-None.
Attendance: 6110
Last FG - CP 2nd-00:37, FS 2nd-00:22.
Largest lead - CP by 22 2nd-00:37, FS by 2 1st-19:33.

Official Basketball Box Score -- Game Totals -- Final Statistics
Fresno State vs Boise State
12/19/11 7:02 p.m. at Boise, Idaho (Taco Bell Arena)

Fresno State 63 • 4-8

Table with columns: #, Player, FG-FGA, 3-PT, FT-FTA, Rebounds (Off, Def, Tot), PF, TP, A, TO, Blk, Stl, Min. Includes player stats for Brown, Jerry; Johnson, Tyler; Wills, Jonathan; Olekaibe, Kevin; Shepp, Steven; McGaughey, Larry; Johnson, Garrett; Foster, Kevin.

Summary statistics for Fresno State vs Boise State: FG % 1st Half: 10-27 37.0%, 2nd half: 14-25 56.0%, Game: 24-52 46.2%.

Boise State 70 • 9-3

Table with columns: #, Player, FG-FGA, 3-PT, FT-FTA, Rebounds (Off, Def, Tot), PF, TP, A, TO, Blk, Stl, Min. Includes player stats for DRMIC, Anthony; BUCKNER, Kenny; ELORRIAGA, Jeff; WILEY, Drew; PERRYMAN, Westly; MARKS, Derrick; HANSTAD, Joe; NICHOLS, Tre'; BROPLEH, Thomas; WATKINS, Ryan.

Summary statistics for Boise State vs Fresno State: FG % 1st Half: 11-30 36.7%, 2nd half: 12-28 42.9%, Game: 23-58 39.7%.

Officials: Scott Thornley, Winston Smith, Bobby Vetkoetter
Technical fouls: Fresno State-None. Boise State-None.
Attendance: 3702

Score by periods table and game statistics: Points, In Paint, Off T/O, 2nd Chance, Fast Break, Bench. Includes 'Score tied - 3 times. Lead changed - 8 times.'

Officials: Scott Thornley, Winston Smith, Bobby Vetkoetter
Technical fouls: Fresno State-None. Boise State-None.
Attendance: 3702
Last FG - FS 2nd-00:41, BSU 2nd-00:56.
Largest lead - FS by 9 1st-14:57, BSU by 7 2nd-00:56.



2011-12 Fresno State Men's Basketball Notes

2011-12 FRESNO STATE MEN'S BASKETBALL - BOX SCORES

Official Basketball Box Score -- Game Totals -- Final Statistics Fresno State vs Arizona State 12-21-11 4:00 PM MT at Wells Fargo Arena, Tempe, AZ

Fresno State 68 • 5-8

#	Player	Total			3-Ptr			Rebounds			PF	TP	A	TO	Blk	Stl	Min
		FG-FGA	FG-FGA	FT-FTA	FG-FGA	FG-FGA	FT-FTA	Off	Def	Tot							
0	Brown, Jerry	f	3-7	0-0	4-10	0	2	2	4	10	0	2	1	29			
1	Johnson, Tyler	g	3-5	0-1	1-2	1	1	2	4	7	2	3	1	25			
12	Shepp, Steven	g	1-3	0-1	0-0	2	0	2	4	2	6	3	0	31			
2	Wills, Jonathan	g	4-6	1-1	5-6	1	6	7	3	14	2	1	0	37			
3	Olekaibe, Kevin	g	11-19	6-10	2-2	1	4	5	1	30	0	0	0	40			
20	Johnson, Garrett	g	1-1	0-0	0-0	0	5	5	0	2	2	0	0	19			
4	Foster, Kevin	g	1-2	0-0	1-1	0	1	1	3	3	0	2	1	14			
5	McGaughey, Larry	g	0-1	0-1	0-0	0	1	1	1	0	1	0	0	5			
	Team					0	0	0									
	Totals		24-44	7-14	13-21	5	20	25	20	68	13	9	4	5	200		

FG % 1st Half: 9-20 45.0% 2nd half: 15-24 62.5% Game: 24-44 54.5%
 3FG % 1st Half: 1-6 16.7% 2nd half: 6-8 75.0% Game: 7-14 50.0%
 FT % 1st Half: 7-12 58.3% 2nd half: 6-9 66.7% Game: 13-21 61.9%

Arizona State 65 • 4-8

#	Player	Total			3-Ptr			Rebounds			PF	TP	A	TO	Blk	Stl	Min
		FG-FGA	FG-FGA	FT-FTA	FG-FGA	FG-FGA	FT-FTA	Off	Def	Tot							
05	Cain, Kyle	f	4-8	0-1	2-2	0	3	3	4	10	0	2	0	25			
00	Felix, Carrick	g	0-2	0-0	0-0	0	1	1	3	0	2	3	1	21			
15	Creekmur, Chanse	g	1-1	1-1	0-0	0	0	0	0	3	0	0	0	5			
21	King, Keala	g	6-14	0-2	10-11	3	3	6	2	22	3	2	0	39			
24	Lockett, Trent	g	5-7	3-3	4-4	1	5	6	0	17	2	0	0	39			
02	Colvin, Chris	g	0-4	0-2	0-0	0	1	1	2	0	7	2	0	31			
13	Bachynski, Jordan	g	3-6	0-0	0-0	2	3	5	4	6	0	0	1	14			
31	Gilling, Jonathan	g	3-6	1-3	0-1	0	3	3	1	7	3	0	0	26			
	Team					2	1	3									
	Totals		22-48	5-12	16-18	8	20	28	16	65	17	10	2	4	200		

FG % 1st Half: 15-26 57.7% 2nd half: 7-22 31.8% Game: 22-48 45.8%
 3FG % 1st Half: 3-6 50.0% 2nd half: 2-6 33.3% Game: 5-12 41.7%
 FT % 1st Half: 5-6 83.3% 2nd half: 11-12 91.7% Game: 16-18 88.9%

Officials: Mike Littlewood, Michael Eggers, Ruben Ramos
 Technical fouls: Fresno State-None. Arizona State-None.
 Attendance: 4552

Score by periods	1st	2nd	Total
Fresno State	26	42	68
Arizona State	38	27	65

Last FG - FS 2nd-00:31, ASU 2nd-00:38.
 Largest lead - FS by 7 2nd-08:00, ASU by 17 1st-01:52.

Points	In	Off	2nd	Fast	Bench
FS	Paint	T/O	Chance	Break	
ASU	30	9	7	0	13

Score tied - 5 times.
 Lead changed - 7 times.

Official Basketball Box Score -- Game Totals -- Final Statistics Fresno State vs Pacific 12/29/11 7:30 pm at Stockton, Calif. (Alex G. Spanos Center)

Fresno State 55 • 6-8

#	Player	Total			3-Ptr			Rebounds			PF	TP	A	TO	Blk	Stl	Min
		FG-FGA	FG-FGA	FT-FTA	FG-FGA	FG-FGA	FT-FTA	Off	Def	Tot							
24	Foster, Kevin	f	1-2	0-1	4-4	1	1	2	3	6	0	3	2	0	15		
01	Johnson, Tyler	g	4-11	0-0	2-3	4	6	10	1	10	3	1	2	1	39		
02	Wills, Jonathan	g	3-6	0-1	6-6	1	2	3	4	12	0	2	0	0	26		
03	Olekaibe, Kevin	g	4-11	1-5	0-2	1	5	6	0	9	1	1	0	1	28		
12	Shepp, Steven	g	3-5	2-4	0-0	0	3	3	1	8	3	1	1	1	39		
00	Brown, Jerry	g	2-5	0-0	3-6	1	7	8	4	7	0	1	2	1	30		
05	McGaughey, Larry	g	1-6	1-3	0-0	1	1	2	0	3	0	0	1	0	15		
20	Johnson, Garrett	g	0-2	0-1	0-0	0	0	0	1	0	0	0	2	0	8		
	Team					0	2	2									
	Totals		18-48	4-15	15-21	9	27	36	14	55	7	10	10	4	200		

FG % 1st Half: 9-26 34.6% 2nd half: 9-22 40.9% Game: 18-48 37.5%
 3FG % 1st Half: 2-7 28.6% 2nd half: 2-8 25.0% Game: 4-15 26.7%
 FT % 1st Half: 2-2 100.0 2nd half: 13-19 68.4% Game: 15-21 71.4%

Pacific 47 • 4-7

#	Player	Total			3-Ptr			Rebounds			PF	TP	A	TO	Blk	Stl	Min
		FG-FGA	FG-FGA	FT-FTA	FG-FGA	FG-FGA	FT-FTA	Off	Def	Tot							
24	Fulton, Travis	f	3-11	1-3	0-0	2	2	4	0	7	1	0	0	1	35		
13	Kelley, Khalil	c	3-5	0-0	0-6	1	4	5	4	6	0	2	0	0	23		
02	Beatty, Colin	g	5-9	0-2	0-0	1	9	10	1	10	0	1	1	1	26		
00	Duran, Markus	g	1-3	1-3	0-0	0	0	0	1	3	0	0	0	0	21		
11	McCloud, Lorenzo	g	4-8	1-3	4-7	1	0	1	0	13	2	3	0	0	36		
01	Harris, Trevin	g	2-2	0-0	0-0	1	1	2	1	4	0	1	0	1	6		
03	Cotton, Marvin	g	0-1	0-0	0-0	1	1	2	1	0	0	0	0	1	7		
12	Bock, Andrew	g	0-2	0-2	0-0	0	2	2	1	0	0	2	0	0	4		
20	Rivera, Ross	g	1-4	0-0	2-2	0	1	1	5	4	0	1	0	0	16		
21	Eakles, Adam	g	0-0	0-0	0-0	0	2	2	1	0	0	0	0	0	6		
30	De Souza, Rodrigo	g	0-8	0-4	0-0	2	2	4	3	0	2	1	0	1	20		
	Team					2	2	4									
	Totals		19-53	3-17	6-15	11	26	37	18	47	5	11	1	5	200		

FG % 1st Half: 6-21 28.6% 2nd half: 13-32 40.6% Game: 19-53 35.8%
 3FG % 1st Half: 1-9 11.1% 2nd half: 2-8 25.0% Game: 3-17 17.6%
 FT % 1st Half: 3-8 37.5% 2nd half: 3-7 42.9% Game: 6-15 40.0%

Officials: Rich Kollen, Daryl Gelinas, Justin Van Duyn
 Technical fouls: Fresno State-None. Pacific-Harris, Trevin.
 Attendance: 2379

Score by periods	1st	2nd	Total
Fresno State	22	33	55
Pacific	16	31	47

Last FG - FS 2nd-03:43, PACIFIC 2nd-00:22.
 Largest lead - FS by 12 1st-04:02, PACIFIC by 3 1st-19:36.

Points	In	Off	2nd	Fast	Bench
PACIFIC	Paint	T/O	Chance	Break	
FS	16	10	10	4	10
PACIFIC	22	9	8	0	8

Score tied - 0 times.
 Lead changed - 1 time.

Official Basketball Box Score -- Game Totals -- Final Statistics Boise State vs Fresno State 01/02/12 7 p.m. at Save Mart Center --- Fresno, Calif.

Boise State 59 • 10-5

#	Player	Total			3-Ptr			Rebounds			PF	TP	A	TO	Blk	Stl	Min
		FG-FGA	FG-FGA	FT-FTA	FG-FGA	FG-FGA	FT-FTA	Off	Def	Tot							
03	DRMIC, Anthony	f	1-7	1-7	4-4	0	2	2	1	7	1	3	0	0	26		
23	WATKINS, Ryan	f	1-4	0-0	0-0	2	2	4	3	2	0	0	0	1	11		
11	ELORRIAGA, Jeff	g	2-7	1-5	0-0	1	0	1	1	5	1	1	0	1	31		
22	WILLY, Drew	g	3-5	2-4	0-0	0	1	1	3	8	0	1	1	1	18		
30	PERRYMAN, Westly	g	2-5	1-2	0-0	3	4	7	0	5	2	0	0	2	30		
02	MARKS, Derrick	g	2-4	0-0	1-1	0	1	1	1	5	1	3	0	0	15		
05	HANSTAD, Joe	g	0-1	0-1	0-0	0	1	1	2	0	1	0	0	0	10		
10	NICHOLS, Tre'	g	1-2	1-2	0-0	0	0	0	1	3	0	0	0	0	7		
15	BROPLEH, Thomas	g	1-3	0-1	2-4	0	2	2	2	4	0	2	0	1	17		
33	CRAYTON, Jarrell	g	2-3	0-0	3-4	2	0	2	3	7	0	1	0	0	11		
42	BUCKNER, Kenny	g	6-7	0-0	1-2	2	0	2	2	13	0	1	0	0	24		
	Team					3	0	3									
	Totals		21-48	6-22	11-15	13	13	26	19	59	6	13	1	6	200		

FG % 1st Half: 9-24 37.5% 2nd half: 12-24 50.0% Game: 21-48 43.8%
 3FG % 1st Half: 2-11 18.2% 2nd half: 4-11 36.4% Game: 6-22 27.3%
 FT % 1st Half: 5-5 100.0 2nd half: 6-10 60.0% Game: 11-15 73.3%

Officials: David Hall, Randy McCall and Scott Thornley
 Technical fouls: Boise State-None. Fresno State-None.
 Attendance: 5924

Score by periods	1st	2nd	Total
Boise State	25	34	59
Fresno State	31	41	72

#	Player	Total			3-Ptr			Rebounds			PF	TP	A	TO	Blk	Stl	Min
		FG-FGA	FG-FGA	FT-FTA	FG-FGA	FG-FGA	FT-FTA	Off	Def	Tot							
24	Foster, Kevin	f	3-7	0-1	5-5	3	8	11	2	11	0	4	0	2	26		
01	Johnson, Tyler	g	4-12	1-2	3-4	3	1	4	3	12	5	1	0	2	37		
02	Wills, Jonathan	g	4-7	1-2	0-0	3	1	4	2	9	5	1	0	0	22		
03	Olekaibe, Kevin	g	3-9	2-3	0-0	1	2	3	0	8	1	3	1	0	38		
12	Shepp, Steven	g	7-9	2-3	2-3	2	2	2	2	18	7	0	0	2	39		
00	Brown, Jerry	g	3-4	0-0	6-6	2	2	4	3	12	0	0	2	1	27		
05	McGaughey, Larry	g	1-4	0-2	0-0	0	0	0	2	2	0	1	0	1	8		
20	Johnson, Garrett	g	0-0	0-0	0-0	0	0	0	0	0	0	1	0	1	3		
	Team					2	0	2									
	Totals		25-52	6-13	16-18	14	16	30	14	72	18	10	4	8	200		

FG % 1st Half: 11-28 39.3% 2nd half: 14-24 58.3% Game: 25-52 48.1%
 3FG % 1st Half: 1-8 12.5% 2nd half: 5-5 100.0% Game: 6-13 46.2%
 FT % 1st Half: 8-8 100.0 2nd half: 8-10 80.0% Game: 16-18 88.9%

Officials: David Hall, Randy McCall and Scott Thornley
 Technical fouls: Boise State-None. Fresno State-None.
 Attendance: 5924

Score by periods	1st	2nd	Total
Boise State	25	34	59
Fresno State	31	41	72

Last FG - BSU 2nd-00:36, FS 2nd-00:32.
 Largest lead - BSU None, FS by 19 2nd-08:18.

Points	In	Off	2nd	Fast	Bench
BSU	Paint	T/O	Chance	Break	



2011-12 FRESNO STATE MEN'S BASKETBALL - BOX SCORES

Official Basketball Box Score -- Game Totals -- Final Statistics
Fresno State vs Idaho
01/07/12 3:06 p.m. at Moscow, Idaho (Cowan Spectrum)

Fresno State 59 • 7-10, 0-2

Box score table for Fresno State vs Idaho. Columns include Player, FG-FGA, 3-Ptr, FT-FTA, Rebounds, PF, TP, A TO Blk, Stl, Min. Totals: 22-47, 5-14, 10-14, 8 15 23, 22 59, 4 13 3 6 200.

Idaho 63 • 8-8, 1-1

Box score table for Idaho. Columns include Player, FG-FGA, 3-Ptr, FT-FTA, Rebounds, PF, TP, A TO Blk, Stl, Min. Totals: 18-44, 5-17, 22-25, 11 18 29, 18 63, 10 16 5 1 200.

Officials: Tony Padilla, Bruce Hicks, Newton Chelette
Technical fouls: Fresno State-None, Idaho-None.
Attendance: 1303

Score by periods table for Fresno State vs Idaho. 1st: 31, 2nd: 32, Total: 63.

Last FG - FS 2nd-00:40, ID 2nd-00:06.
Largest lead - FS by 1 1st-18:27, ID by 7 2nd-13:47.

Score tied - 6 times.
Lead changed - 4 times.

Official Basketball Box Score -- Game Totals -- Final Statistics
Hawai'i vs Fresno State
01/12/12 7 p.m. at Save Mart Center --- Fresno, Calif.

Hawai'i 74 • 10-6 (2-0 WAC)

Box score table for Hawai'i vs Fresno State. Columns include Player, FG-FGA, 3-Ptr, FT-FTA, Rebounds, PF, TP, A TO Blk, Stl, Min. Totals: 27-52, 6-14, 14-23, 13 33 46, 14 74, 22 20 6 4 225.

Fresno State 68 • 7-11 (0-3 WAC)

Box score table for Fresno State. Columns include Player, FG-FGA, 3-Ptr, FT-FTA, Rebounds, PF, TP, A TO Blk, Stl, Min. Totals: 27-78, 11-23, 3-7, 21 14 35, 19 68, 19 10 3 11 225.

Officials: Verne Harris, Mike Littlewood, Mike Reed
Technical fouls: Hawai'i-None, Fresno State-None.
Attendance: 5957

Score by periods table for Hawai'i vs Fresno State. 1st: 23, 2nd: 35, OT: 16, Total: 74.

Last FG - UH OT-00:50, FS OT-00:14.
Largest lead - UH by 13 1st-12:57, FS by 2 2nd-00:15.

Score tied - 5 times.
Lead changed - 6 times.

Official Basketball Box Score -- Game Totals -- Final Statistics
San Jose State vs Fresno State
01/14/12 7 p.m. at Save Mart Center --- Fresno, Calif.

San Jose State 73 • 6-11 (0-3 WAC)

Box score table for San Jose State vs Fresno State. Columns include Player, FG-FGA, 3-Ptr, FT-FTA, Rebounds, PF, TP, A TO Blk, Stl, Min. Totals: 23-55, 11-19, 16-28, 14 20 34, 22 73, 12 13 1 4 200.

Fresno State 82 • 8-11 (1-3 WAC)

Box score table for Fresno State. Columns include Player, FG-FGA, 3-Ptr, FT-FTA, Rebounds, PF, TP, A TO Blk, Stl, Min. Totals: 24-48, 11-25, 23-29, 9 25 34, 23 82, 21 12 4 5 200.

Officials: Mike Giarratano, Duane Allen, Bill Kennedy
Technical fouls: San Jose State-Shamburger, Keith. Fresno State-Brown, Jerry.
Attendance: 6154

Score by periods table for San Jose State vs Fresno State. 1st: 31, 2nd: 42, Total: 73.

Last FG - SJSU 2nd-00:20, FS 2nd-08:26.
Largest lead - SJSU by 3 1st-17:32, FS by 19 1st-07:17.

Score tied - 2 times.
Lead changed - 2 times.

Official Basketball Box Score -- Game Totals -- Final Statistics
CS San Marcos vs Fresno State
01/18/12 7 p.m. at Save Mart Center --- Fresno, Calif.

CS San Marcos 55 • 12-9

Box score table for CS San Marcos vs Fresno State. Columns include Player, FG-FGA, 3-Ptr, FT-FTA, Rebounds, PF, TP, A TO Blk, Stl, Min. Totals: 20-43, 4-8, 11-14, 7 18 25, 21 55, 9 18 5 10 200.

Fresno State 66 • 9-11

Box score table for Fresno State. Columns include Player, FG-FGA, 3-Ptr, FT-FTA, Rebounds, PF, TP, A TO Blk, Stl, Min. Totals: 22-53, 5-16, 17-24, 15 18 33, 12 66, 9 12 2 10 200.

Officials: Bob Staffen, Michael Irving, Kevin Brill
Technical fouls: CS San Marcos-Alpha Ndiaye. Fresno State-None.
Attendance: 5894

Score by periods table for CS San Marcos vs Fresno State. 1st: 26, 2nd: 29, Total: 55.

Last FG - CSUSM 2nd-02:05, FS 2nd-02:55.
Largest lead - CSUSM by 7 1st-10:52, FS by 18 2nd-05:44.

Score tied - 4 times.
Lead changed - 5 times.



2011-12 Fresno State Men's Basketball Notes

2011-12 FRESNO STATE MEN'S BASKETBALL - BOX SCORES

Official Basketball Box Score -- Game Totals -- Final Statistics Fresno State vs Nevada 01/21/12 7:06 p.m. at Reno, Nevada (Lawlor Events Center)

Fresno State 61 • 9-12 (1-4 WAC)

#	Player	Total			3-Ptr			Rebounds			PF	TP	A	TO	Blk	Stl	Min
		FG	FGA	FT	FTA	Off	Def	Tot									
00	Brown, Jerry	f	3-6	0-0	8-10	4	5	9	4	14	4	1	0	2	34		
01	Johnson, Tyler	g	7-12	3-4	0-0	5	3	8	5	17	2	0	0	3	28		
02	Wills, Jonathan	g	2-4	0-2	0-0	0	0	0	5	4	0	2	0	0	18		
03	Olekaibe, Kevin	g	4-17	3-10	2-2	1	4	5	1	13	0	1	0	0	39		
12	Shepp, Steven	g	3-8	0-2	3-6	1	3	4	4	9	4	3	0	2	39		
20	Johnson, Garrett	g	0-1	0-1	0-0	0	0	0	3	0	0	1	0	0	15		
24	Foster, Kevin	g	2-9	0-2	0-0	0	4	4	2	4	0	3	1	0	27		
Team						2	1	3									
Totals			21-57	6-21	13-18	13	20	33	24	61	10	11	1	7	200		

FG % 1st Half: 10-26 38.5% 2nd half: 11-31 35.5% Game: 21-57 36.8%
 3FG % 1st Half: 2-10 20.0% 2nd half: 4-11 36.4% Game: 6-21 28.6%
 FT % 1st Half: 8-8 100.0 2nd half: 5-10 50.0% Game: 13-18 72.2%

Nevada 74 • 16-3 (5-0 WAC)

#	Player	Total			3-Ptr			Rebounds			PF	TP	A	TO	Blk	Stl	Min
		FG	FGA	FT	FTA	Off	Def	Tot									
31	Czyz,Olek	f	5-7	0-0	0-2	1	3	4	3	10	0	1	0	0	29		
44	Hunt,Dario	f	5-7	0-0	3-5	3	8	11	4	13	0	4	3	0	34		
02	Evans, Jerry Jr.	g	1-3	0-1	2-4	2	2	4	1	4	1	2	0	1	19		
24	Burton,Deonte	g	5-11	3-5	5-6	1	3	4	3	18	6	3	1	1	31		
34	Story,Malik	g	5-11	2-8	5-7	0	2	2	1	17	4	2	0	0	35		
01	Nyeko,Patrick	g	0-0	0-0	0-0	0	0	0	0	0	0	0	0	0	10		
04	Elliot,Devonte	g	0-2	0-0	0-0	2	0	2	0	0	0	1	1	0	5		
15	Finn,Jordan	g	2-2	1-1	3-6	0	0	0	1	8	1	1	0	0	11		
20	Burris,Jordan	g	2-4	0-2	0-0	0	4	4	1	4	1	0	1	2	15		
33	Panzer,Kevin	g	0-2	0-2	0-0	0	2	2	0	0	0	0	0	0	11		
Team						2	2	4									
Totals			25-49	6-19	18-30	11	26	37	14	74	13	14	6	4	200		

FG % 1st Half: 10-24 41.7% 2nd half: 15-25 60.0% Game: 25-49 51.0%
 3FG % 1st Half: 3-10 30.0% 2nd half: 3-9 33.3% Game: 6-19 31.6%
 FT % 1st Half: 9-9 100.0 2nd half: 9-21 42.9% Game: 18-30 60.0%

Officials: Scott Thornley, Eric Curry, Rick Batsell
 Technical fouls: Fresno State-TEAM. Nevada-None.
 Attendance: 7016

Score by periods	1st	2nd	Total
Fresno State	30	31	61
Nevada	32	42	74

Last FG - FS 2nd-00:57, NEVADA 2nd-00:08.
 Largest lead - FS by 11 1st-13:00, NEVADA by 15 2nd-04:29.

Score tied - 8 times.
 Lead changed - 10 times.

Official Basketball Box Score -- Game Totals -- Final Statistics Fresno State vs LATECH 01/26/12 6:05 p.m. at Thomas Assembly Center (Ruston, La.)

Fresno State 58 • 9-13, 1-5 WAC

#	Player	Total			3-Ptr			Rebounds			PF	TP	A	TO	Blk	Stl	Min
		FG	FGA	FT	FTA	Off	Def	Tot									
00	Brown, Jerry	f	2-11	0-0	2-3	5	3	8	4	6	0	1	0	0	31		
01	Johnson, Tyler	g	5-8	0-1	0-0	1	1	2	3	10	0	0	0	0	24		
02	Wills, Jonathan	g	3-5	0-0	3-3	1	2	3	4	9	1	1	1	1	32		
03	Olekaibe, Kevin	g	6-14	2-7	6-8	0	4	4	1	20	0	1	1	1	40		
12	Shepp, Steven	g	0-1	0-0	0-0	1	2	3	0	0	4	3	0	1	32		
20	Johnson, Garrett	g	5-9	0-1	1-1	2	1	3	2	11	0	0	0	0	28		
24	Foster, Kevin	g	1-5	0-0	0-0	1	1	2	2	2	0	0	0	0	13		
Team						0	4	4									
Totals			22-53	2-9	12-15	11	18	29	16	58	5	6	2	3	200		

FG % 1st Half: 9-25 36.0% 2nd half: 13-28 46.4% Game: 22-53 41.5%
 3FG % 1st Half: 1-4 25.0% 2nd half: 1-5 20.0% Game: 2-9 22.2%
 FT % 1st Half: 2-4 50.0% 2nd half: 10-11 90.9% Game: 12-15 80.0%

LATECH 59 • 11-10, 3-3 WAC

#	Player	Total			3-Ptr			Rebounds			PF	TP	A	TO	Blk	Stl	Min
		FG	FGA	FT	FTA	Off	Def	Tot									
25	Lewis, JL	f	1-5	0-0	1-3	4	6	10	4	3	0	0	1	0	22		
02	Gibson, Brandon	g	2-8	0-1	1-2	1	2	3	4	5	1	0	0	0	15		
05	Gaskins, Trevor	g	3-9	3-8	2-2	0	1	1	3	11	3	3	0	0	33		
15	Johnson, Cordarius	g	5-9	2-6	4-5	2	5	7	1	16	2	2	0	0	32		
21	McNeail, Kenyon	g	2-7	2-4	2-2	0	1	1	1	8	3	0	0	0	35		
03	Appleby, Raheem	g	2-5	0-1	1-1	0	1	1	0	5	1	3	0	0	24		
04	Smith, Kenneth	g	0-1	0-1	0-0	0	2	2	1	0	1	1	0	1	21		
45	Souza, Romario	g	4-5	0-0	3-4	2	1	3	1	11	0	0	0	0	18		
Team						4	2	6									
Totals			19-49	7-21	14-19	13	21	34	15	59	11	9	1	1	200		

FG % 1st Half: 9-26 34.6% 2nd half: 10-23 43.5% Game: 19-49 38.8%
 3FG % 1st Half: 4-13 30.8% 2nd half: 3-8 37.5% Game: 7-21 33.3%
 FT % 1st Half: 7-10 70.0% 2nd half: 7-9 77.8% Game: 14-19 73.7%

Officials: Verne Harris, Hal Luske, Bill Gracey
 Technical fouls: Fresno State-None. LATECH-None.
 Attendance: 3282

Score by periods	1st	2nd	Total
Fresno State	21	37	58
LATECH	29	30	59

Points	In	Off	2nd	Fast	Bench
FRESNO STATE	28	17	6	4	13
LATECH	22	4	19	2	16

Last FG - FS 2nd-00:46, LATECH 2nd-00:02.
 Largest lead - FS by 4 1st-18:16, LATECH by 10 2nd-12:25.

Score tied - 6 times.
 Lead changed - 7 times.

Official Basketball Box Score -- Game Totals -- Final Statistics Fresno State vs New Mexico State 1/28/12 7:30 PM at Las Cruces, N.M. (Pan American Center)

Fresno State 56 • 9-14, 1-6 WAC

#	Player	Total			3-Ptr			Rebounds			PF	TP	A	TO	Blk	Stl	Min
		FG	FGA	FT	FTA	Off	Def	Tot									
00	Brown, Jerry	f	4-6	0-0	5-7	1	5	6	2	13	1	1	1	1	38		
01	Johnson, Tyler	g	2-6	0-1	0-0	2	3	5	4	3	1	0	0	0	31		
02	Wills, Jonathan	g	5-13	0-2	0-0	0	1	1	2	10	2	2	2	2	27		
03	Olekaibe, Kevin	g	6-17	1-9	5-6	0	1	1	1	18	2	2	0	1	38		
12	Shepp, Steven	g	1-2	1-2	0-0	0	4	4	2	3	2	3	0	1	37		
20	Johnson, Garrett	g	2-4	1-1	0-0	1	4	5	2	5	1	1	0	1	22		
24	Foster, Kevin	g	0-1	0-0	3-4	1	1	2	3	3	0	1	0	0	7		
Team						0	1	1									
Totals			20-49	3-15	13-17	5	20	25	17	56	11	9	3	6	200		

FG % 1st Half: 8-22 36.4% 2nd half: 12-27 44.4% Game: 20-49 40.8%
 3FG % 1st Half: 1-6 16.7% 2nd half: 2-9 22.2% Game: 3-15 20.0%
 FT % 1st Half: 10-13 76.9% 2nd half: 3-4 75.0% Game: 13-17 76.5%

New Mexico State 60 • 15-7, 5-2 WAC

#	Player	Total			3-Ptr			Rebounds			PF	TP	A	TO	Blk	Stl	Min
		FG	FGA	FT	FTA	Off	Def	Tot									
31	McKines, Wendell	f	9-20	1-5	1-2	4	6	10	2	20	1	2	0	0	38		
45	Watson, Tyrone	f	2-6	0-1	4-9	2	4	6	1	8	6	2	0	0	33		
32	Rahman, Hamidu	c	3-5	0-0	2-2	3	2	5	2	8	1	2	0	0	16		
13	Laroche, Hernst	g	2-7	1-3	0-0	0	4	4	1	5	3	2	0	0	38		
23	Mullings, Daniel	g	3-8	0-0	0-4	3	4	7	1	6	2	4	0	1	30		
03	Barry, Remi	g	2-4	1-2	0-1	1	1	2	0	5	1	1	0	0	12		
10	Sy, Bandja	g	0-2	0-1	0-0	1	1	2	2	0	0	3	0	0	9		
15	Nephawe, Tshilidzi	g	4-6	0-0	0-0	3	3	6	4	8	0	1	4	1	24		
Team						3	1	4									
Totals			25-58	3-12	7-18	20	26	46	13	60	14	17	4	2	200		

FG % 1st Half: 16-38 42.1% 2nd half: 9-20 45.0% Game: 25-58 43.1%
 3FG % 1st Half: 2-7 28.6% 2nd half: 1-5 20.0% Game: 3-12 25.0%
 FT % 1st Half: 1-6 16.7% 2nd half: 6-12 50.0% Game: 7-18 38.9%

Officials: Mike Littlewood, Bill Kennedy, Brent Dugas
 Technical fouls: Fresno State-None. New Mexico State-None.
 Attendance: 5331

Score by periods	1st	2nd	Total
Fresno State	27	29	56
New Mexico State	35	25	60

Last FG - FS 2nd-02:52, NMSTATE 2nd-01:00.
 Largest lead - FS by 4 2nd-11:46, NMSTATE by 10 2nd-19:45.

Score tied - 6 times.
 Lead changed - 9 times.

Official Basketball Box Score -- Game Totals -- Final Statistics Idaho vs Fresno State 02/02/12 7 p.m. at Save Mart Center -- Fresno, Calif.

Idaho 55 • 11-11 (4-4 WAC)



2011-12 FRESNO STATE MEN'S BASKETBALL - BOX SCORES

Official Basketball Box Score -- Game Totals -- Final Statistics
Utah State vs Fresno State
02/04/12 7 p.m. at Save Mart Center --- Fresno, Calif.

Utah State 54 • 12-12 (4-5 WAC)
Player stats table for Utah State vs Fresno State. Includes columns for Player, FG-FGA, 3-Ptr, FT-FTA, Rebounds, PF, TP, A TO Blk, Stl, Min.

Fresno State 60 • 11-14 (3-6 WAC)
Player stats table for Fresno State vs Utah State. Includes columns for Player, FG-FGA, 3-Ptr, FT-FTA, Rebounds, PF, TP, A TO Blk, Stl, Min.

Officials: Dick Cartmell, Bill Gracey, and Newton Chelette
Technical fouls: Utah State-None. Fresno State-None.
Attendance: 7590

Score by periods table for Utah State vs Fresno State. Columns: 1st, 2nd, Total. Rows: Utah State, Fresno State.

Last FG - FS 2nd-00:07, FS 2nd-00:05.
Largest lead - FS by 11 1st-10:52.
Score tied - 1 time.
Lead changed - 0 times.

Official Basketball Box Score -- Game Totals -- Final Statistics
Fresno State vs San Jose State
02/09/12 7:00 p.m. at The Event Center, San Jose, Calif.

Fresno State 71 • 11-15, 3-7 WAC
Player stats table for Fresno State vs San Jose State. Includes columns for Player, FG-FGA, 3-Ptr, FT-FTA, Rebounds, PF, TP, A TO Blk, Stl, Min.

San Jose State 79 • 8-16, 1-8 WAC
Player stats table for San Jose State vs Fresno State. Includes columns for Player, FG-FGA, 3-Ptr, FT-FTA, Rebounds, PF, TP, A TO Blk, Stl, Min.

Officials: Bob Staffen, Randy McCall, Kelly Self
Technical fouls: Fresno State-TEAM. San Jose State-None.
Attendance: 2292

Score by periods table for Fresno State vs San Jose State. Columns: 1st, 2nd, OT, Total. Rows: Fresno State, San Jose State.

Last FG - FS OT2-02:21, SJSU OT2-00:46.
Largest lead - FS by 6 2nd-05:05, SJSU by 10 1st-04:09.
Score tied - 7 times.
Lead changed - 8 times.

Official Basketball Box Score -- Game Totals -- Final Statistics
Fresno State vs Hawai'i
02/11/12 7:00 p.m. at Stan Sheriff Center - Honolulu, HI

Fresno State 58 • 11-16, 3-8 WAC
Player stats table for Fresno State vs Hawai'i. Includes columns for Player, FG-FGA, 3-Ptr, FT-FTA, Rebounds, PF, TP, A TO Blk, Stl, Min.

Hawai'i 62 • 14-10, 6-4 WAC
Player stats table for Hawai'i vs Fresno State. Includes columns for Player, FG-FGA, 3-Ptr, FT-FTA, Rebounds, PF, TP, A TO Blk, Stl, Min.

Officials: Tony Padilla, Ronnie Hernandez, K.C. Ely
Technical fouls: Fresno State-None. Hawai'i-None.
Attendance: 7780

Score by periods table for Fresno State vs Hawai'i. Columns: 1st, 2nd, Total. Rows: Fresno State, Hawai'i.

Last FG - FS 2nd-00:11, UH 2nd-00:35.
Largest lead - FS by 2 2nd-15:58, UH by 11 1st-13:40.
Score tied - 4 times.
Lead changed - 2 times.

Official Basketball Box Score -- Game Totals -- Final Statistics
Fresno State vs Cal State Northridge
02/18/12 7:05 p.m. at Northridge, Calif. (The Matadome)

Fresno State 62 • 12-16
Player stats table for Fresno State vs Cal State Northridge. Includes columns for Player, FG-FGA, 3-Ptr, FT-FTA, Rebounds, PF, TP, A TO Blk, Stl, Min.

Cal State Northridge 49 • 7-18
Player stats table for Cal State Northridge vs Fresno State. Includes columns for Player, FG-FGA, 3-Ptr, FT-FTA, Rebounds, PF, TP, A TO Blk, Stl, Min.

Officials: Bill Gracey (R), Bobby Vetkoetter (U), Michael Irving (U)
Technical fouls: Fresno State-None. Cal State Northridge-None.
Attendance: 1159

Score by periods table for Fresno State vs Cal State Northridge. Columns: 1st, 2nd, Total. Rows: Fresno State, Cal State Northridge.

Last FG - FS 2nd-02:49, CSUN 2nd-13:01.
Largest lead - FS by 13 2nd-00:39, CSUN by 9 1st-00:21.
Score tied - 9 times.
Lead changed - 8 times.



2011-12 FRESNO STATE MEN'S BASKETBALL - BOX SCORES

Official Basketball Box Score -- Game Totals -- Final Statistics
Seattle U vs Fresno State
02/23/12 7 p.m. at Save Mart Center --- Fresno, Calif.

Seattle U 72 • 10-15

Table with columns: #, Player, FG-FGA, 3-Ptr, Rebounds, PF, TP, A TO Blk, Stl, Min. Rows include players like Broussard, Aaron, Trent, Clarence, Wallace, Eric, etc.

FG % 1st Half: 14-24 58.3% 2nd half: 15-37 40.5% Game: 29-61 47.5%
3FG % 1st Half: 4-10 40.0% 2nd half: 2-13 15.4% Game: 6-23 26.1%
FT % 1st Half: 1-4 25.0% 2nd half: 7-12 58.3% Game: 8-16 50.0%

Fresno State 78 • 13-16

Table with columns: #, Player, FG-FGA, 3-Ptr, Rebounds, PF, TP, A TO Blk, Stl, Min. Rows include players like Brown, Jerry, Johnson, Tyler, Wills, Jonathan, etc.

FG % 1st Half: 11-32 34.4% 2nd half: 9-22 40.9% Game: 20-54 37.0%
3FG % 1st Half: 2-7 28.6% 2nd half: 5-11 45.5% Game: 7-28 25.0%
FT % 1st Half: 8-8 100.0% 2nd half: 7-14 50.0% Game: 15-22 68.2%

Officials: Winston Stith, Shawn Lehigh, Martin Cota
Technical fouls: Seattle U-None. Fresno State-Olekaibe, Kevin.
Attendance: 5980

Score by periods table with columns: 1st, 2nd, Total. Rows for Seattle U and Fresno State.

Last FG - SU 2nd-00:26, FS 2nd-06:11.
Largest lead - SU by 10 1st-11:44, FS by 9 2nd-06:11.

Official Basketball Box Score -- Game Totals -- Final Statistics
Nevada vs Fresno State
02/25/12 7 p.m. at Save Mart Center --- Fresno, Calif.

Nevada 79 • 23-5 (11-1 WAC)

Table with columns: #, Player, FG-FGA, 3-Ptr, Rebounds, PF, TP, A TO Blk, Stl, Min. Rows include players like Czyz, Olek, Hunt, Dario, Evans, Jerry Jr., etc.

FG % 1st Half: 9-23 39.1% 2nd half: 9-20 45.0% OT: 7-17 41.2% Game: 25-60 41.7%
3FG % 1st Half: 2-6 33.3% 2nd half: 1-7 14.3% OT: 0-3 0.0% Game: 3-16 18.8%
FT % 1st Half: 3-7 42.9% 2nd half: 11-16 68.8% OT: 12-19 63.2% Game: 26-42 61.9%

Fresno State 76 • 13-17 (3-9 WAC)

Table with columns: #, Player, FG-FGA, 3-Ptr, Rebounds, PF, TP, A TO Blk, Stl, Min. Rows include players like Brown, Jerry, Johnson, Tyler, Wills, Jonathan, etc.

FG % 1st Half: 7-24 29.2% 2nd half: 11-27 40.7% OT: 7-20 35.0% Game: 25-71 35.2%
3FG % 1st Half: 2-6 33.3% 2nd half: 3-10 30.0% OT: 0-3 0.0% Game: 5-19 26.3%
FT % 1st Half: 7-11 63.6% 2nd half: 5-7 71.4% OT: 9-10 90.0% Game: 21-28 75.0%

Officials: Dan Chrisman (R), Jimmy Casas (U), D.G. Nelson (U)
Technical fouls: Nevada-None. Fresno State-None.
Attendance: 6966

Score by periods table with columns: 1st, 2nd, OT, Total. Rows for Nevada and Fresno State.

Last FG - NEVADA OT3-00:55, FS OT3-00:02.
Largest lead - NEVADA by 6 2nd-05:53, FS by 2 2nd-19:28.

Official Basketball Box Score -- Game Totals -- Final Statistics
LATECH vs Fresno State
03/01/12 8:30 p.m. at Save Mart Center --- Fresno, Calif.

LATECH 75 • 16-14 (6-7 WAC)

Table with columns: #, Player, FG-FGA, 3-Ptr, Rebounds, PF, TP, A TO Blk, Stl, Min. Rows include players like Souza, Romario, Gibson, Brandon, etc.

FG % 1st Half: 15-24 62.5% 2nd half: 10-24 41.7% Game: 25-48 52.1%
3FG % 1st Half: 5-9 55.6% 2nd half: 3-7 42.9% Game: 8-16 50.0%
FT % 1st Half: 4-5 80.0% 2nd half: 13-20 65.0% Game: 17-25 68.0%

Fresno State 70 • 13-18 (3-10 WAC)

Table with columns: #, Player, FG-FGA, 3-Ptr, Rebounds, PF, TP, A TO Blk, Stl, Min. Rows include players like Brown, Jerry, Johnson, Tyler, Wills, Jonathan, etc.

FG % 1st Half: 7-27 25.9% 2nd half: 17-32 53.1% Game: 24-59 40.7%
3FG % 1st Half: 1-7 14.3% 2nd half: 15-32 46.7% Game: 8-22 36.4%
FT % 1st Half: 8-13 61.5% 2nd half: 6-9 66.7% Game: 14-22 63.6%

Officials: Randy McCall, Bobby Vetkoetter, Bill Kennedy
Technical fouls: LATECH-None. Fresno State-None.
Attendance: 10012
Free Tacos!!!

Score by periods table with columns: 1st, 2nd, Total. Rows for LATECH and Fresno State.

Last FG - LATECH 2nd-01:41, FS 2nd-00:02.
Largest lead - LATECH by 22 1st-03:56, FS by 1 1st-17:18.

Official Basketball Box Score -- Game Totals -- Final Statistics
New Mexico State vs Fresno State
03/03/12 7 p.m. at Save Mart Center --- Fresno, Calif.

New Mexico State 83 • 23-9 (10-4 WAC)

Table with columns: #, Player, FG-FGA, 3-Ptr, Rebounds, PF, TP, A TO Blk, Stl, Min. Rows include players like McKines, Wendell, Rahman, Hamidu, etc.

FG % 1st Half: 8-26 30.8% 2nd half: 15-30 50.0% OT: 4-6 66.7% Game: 27-62 43.5%
3FG % 1st Half: 0-5 0.0% 2nd half: 4-9 44.4% OT: 3-4 75.0% Game: 7-18 38.9%
FT % 1st Half: 9-13 69.2% 2nd half: 8-9 88.9% OT: 5-6 83.3% Game: 22-28 78.6%

Fresno State 78 • 13-19 (3-11 WAC)

Table with columns: #, Player, FG-FGA, 3-Ptr, Rebounds, PF, TP, A TO Blk, Stl, Min. Rows include players like Brown, Jerry, Johnson, Tyler, Wills, Jonathan, etc.

FG % 1st Half: 15-28 53.6% 2nd half: 11-27 40.7% OT: 4-10 40.0% Game: 30-65 46.2%
3FG % 1st Half: 5-12 41.7% 2nd half: 2-7 28.6% OT: 0-2 0.0% Game: 7-21 33.3%
FT % 1st Half: 6-10 60.0% 2nd half: 2-6 33.3% OT: 3-7 42.9% Game: 11-23 47.8%

Officials: Rick Batsell (R), Lonnie A Dixon (U) and Martin Cota (U)
Technical fouls: New Mexico State-None. Fresno State-None.
Attendance: 6135

Score by periods table with columns: 1st, 2nd, OT, Total. Rows for New Mexico State and Fresno State.

Last FG - NMSTATE OT-00:36, FS OT-00:00.
Largest lead - NMSTATE by 8 OT-00:23, FS by 19 2nd-16:27.



2011-12 FRESNO STATE MEN'S BASKETBALL - SEASON STATISTICS

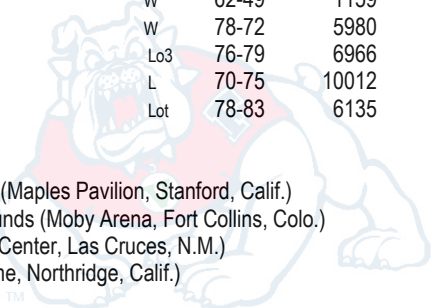
RECORD:	OVERALL	HOME	AWAY	NEUTRAL
ALL GAMES	13-19	9-5	3-12	1-2
CONFERENCE	3-11	3-4	0-7	0-0
NON-CONFERENCE	10-8	6-1	3-5	1-2

#	Player	gp-gs	min	avg	Total					3-Point		F-Throw		Rebounds					pts	avg		
					fg-fga	fg%	3fg-fga	3fg%	ft-fga	ft%	off	def	tot	avg	pf	dq	a	to			blk	stl
03	Olekaibe, Kevin	32-32	1166	36.4	185-492	.376	91-264	.345	114-143	.797	21	83	104	3.3	58	1	37	48	4	42	575	18.0
02	Wills, Jonathan	32-32	901	28.2	114-254	.449	12-49	.245	96-113	.850	56	81	137	4.3	112	6	31	51	7	22	336	10.5
01	Johnson, Tyler	32-22	949	29.7	113-264	.428	23-71	.324	59-85	.694	53	92	145	4.5	104	6	81	39	9	43	308	9.6
00	Brown, Jerry	32-29	996	31.1	95-198	.480	1-3	.333	94-138	.681	70	107	177	5.5	96	2	31	44	27	35	285	8.9
24	Foster, Kevin	32-13	666	20.8	88-209	.421	7-27	.259	68-104	.654	57	115	172	5.4	95	6	4	57	26	21	251	7.8
12	Shepp, Steven	32-31	1170	36.6	61-171	.357	27-94	.287	27-43	.628	15	76	91	2.8	67	0	163	65	13	46	176	5.5
05	McGaughey, Larry	17-0	244	14.4	28-64	.438	11-32	.344	1-5	.200	9	13	22	1.3	22	1	4	6	8	7	68	4.0
20	Johnson, Garrett	30-0	413	13.8	44-106	.415	18-56	.321	12-19	.632	20	48	68	2.3	48	0	15	14	8	12	118	3.9
32	Hefeng, Grant	10-1	55	5.5	1-10	.100	0-0	.000	2-4	.500	5	2	7	0.7	7	0	1	6	0	1	4	0.4
22	Ely, Brad	8-0	14	1.8	0-1	.000	0-0	.000	0-2	.000	2	1	3	0.4	3	0	0	0	0	0	0	0.0
Team											33	56	89		1		11					
Total.....		32	6574		729-1769	.412	190-596	.319	473-656	.721	341	674	1015	31.7	613	22	367	341	102	229	2121	66.3
Opponents.....		32	6575		727-1615	.450	184-543	.339	478-701	.682	330	802	1132	35.4	588	-	392	460	101	133	2116	66.1

TEAM STATISTICS	FS	OPP	Date	Opponent	Score	Att.	
SCORING	2121	2116		11/11/11	ILLINOIS STATE	w 55-47	7041
Points per game	66.3	66.1	1	11/14/11	at Stanford	L 59-75	4385
Scoring margin	+0.2	-	1	11/15/11	vs SMU	w 54-52	195
FIELD GOALS-ATT	729-1769	727-1615	2	11/21/11	vs Manhattan	L 83-85	907
Field goal pct	.412	.450	2	11/22/11	vs UTSA	L 79-83	890
3 POINT FG-ATT	190-596	184-543		11/26/11	at North Dakota State	L 65-78	3251
3-point FG pct	.319	.339		11/30/11	ACADEMY OF ART UNIV.	w 85-55	5606
3-pt FG made per game	5.9	5.8		12/03/11	UTAH	w 82-52	5843
FREE THROWS-ATT	473-656	478-701		12/07/11	at Colorado	L 64-71	5562
Free throw pct	.721	.682		12/10/11	at Oregon	L 70-74	6862
F-Throws made per game	14.8	14.9		12/17/11	CAL POLY	L 46-65	6110
REBOUNDS	1015	1132		12/19/11	at Boise State	L 63-70	3702
Rebounds per game	31.7	35.4		12/21/11	at Arizona State	w 68-65	4552
Rebounding margin	-3.7	-		12/29/11	at Pacific	w 55-47	2379
ASSISTS	367	392		01/02/12	BOISE STATE	w 72-59	5924
Assists per game	11.5	12.3	*	01/05/12	at Utah State	L 53-72	9010
TURNOVERS	341	460	*	01/07/12	at Idaho	L 59-63	1303
Turnovers per game	10.7	14.4	*	01/12/12	HAWAII	Lot 68-74	5957
Turnover margin	+3.7	-	*	01/14/12	SAN JOSE STATE	w 82-73	6154
Assist/turnover ratio	1.1	0.9		01/18/12	CS SAN MARCOS	w 66-55	5894
STEALS	229	133	*	01/21/12	at Nevada	L 61-74	7016
Steals per game	7.2	4.2	*	01/26/12	at LATECH	L 58-59	3282
BLOCKS	102	101	*3	01/28/12	at New Mexico State	L 56-60	5331
Blocks per game	3.2	3.2	*	02/02/12	IDAHO	w 65-55	6080
ATTENDANCE	91292	69858	*	02/04/12	UTAH STATE	w 60-54	7590
Home games-Avg/Game	14-6521	15-4524	*	02/09/12	at San Jose State	Lo2 71-79	2292
Neutral site-Avg/Game	-	3-664	*	02/11/12	at Hawai'i	L 58-62	7780
			4	02/18/12	at Cal State Northridge	w 62-49	1159
				02/23/12	SEATTLE U	w 78-72	5980
			*	02/25/12	NEVADA	Lo3 76-79	6966
			*	03/01/12	LATECH	L 70-75	10012
			*	03/03/12	NEW MEXICO STATE	Lot 78-83	6135

Score by Periods	1st	2nd	OT	OT2	OT3	Totals
Fresno State	894	1167	39	13	8	2121
Opponents	961	1073	50	21	11	2116

* = Conference game
 1 = NIT Season Tip-Off 1st/2nd Rounds (Maples Pavilion, Stanford, Calif.)
 2 = NIT Season Tip-Off Consolation Rounds (Moby Arena, Fort Collins, Colo.)
 3 = Lou Henson Classic (Pan American Center, Las Cruces, N.M.)
 4 = Sears BracketBusters (The Matadome, Northridge, Calif.)





2011-12 FRESNO STATE MEN'S BASKETBALL - WAC-ONLY STATISTICS

RECORD:	OVERALL	HOME	AWAY	NEUTRAL
ALL GAMES	3-11	3-4	0-7	0-0
CONFERENCE	3-11	3-4	0-7	0-0
NON-CONFERENCE	0-0	0-0	0-0	0-0

#	Player	gp-gs	min	Total			3-Point		F-Throw		Rebounds					pts		avg												
				avg	fg-fga	fg%	3fg-fga	3fg%	ft-fta	ft%	off	def	tot	avg	pf	dq	a		to	blk	stl									
03	Olekaibe, Kevin	14-14	556	39.7	72-202	.356	37-105	.352	47-65	.723	11	32	43	3.1	25	1	13	20	3	13	228	16.3								
01	Johnson, Tyler	14-14	425	30.4	53-125	.424	11-37	.297	21-32	.656	24	40	64	4.6	49	5	41	18	1	17	138	9.9								
02	Wills, Jonathan	14-14	389	27.8	55-134	.410	4-22	.182	24-32	.750	26	25	51	3.6	49	2	12	20	3	8	138	9.9								
00	Brown, Jerry	14-13	445	31.8	50-108	.463	1-1	1.000	35-46	.761	35	53	88	6.3	42	1	17	16	9	18	136	9.7								
24	Foster, Kevin	14-1	299	21.4	38-94	.404	1-11	.091	31-44	.705	28	57	85	6.1	48	4	1	25	11	9	108	7.7								
05	McGaughey, Larry	2-0	48	24.0	6-12	.500	1-6	.167	0-0	.000	4	0	4	2.0	3	0	0	1	3	2	13	6.5								
20	Johnson, Garrett	14-0	259	18.5	33-68	.485	14-35	.400	4-9	.444	12	30	42	3.0	29	0	12	7	6	8	84	6.0								
12	Shepp, Steven	14-14	548	39.1	21-72	.292	10-38	.263	18-28	.643	6	31	37	2.6	32	0	77	26	6	21	70	5.0								
32	Hefeng, Grant	1-0	2	2.0	0-0	.000	0-0	.000	0-0	.000	0	0	0	0.0	0	0	0	0	0	0	0	0.0								
22	Ely, Brad	4-0	4	1.0	0-0	.000	0-0	.000	0-2	.000	2	0	2	0.5	2	0	0	0	0	0	0	0.0								
Team											12	26	38		1		1													
Total.....		14	2975		328-815	.402	79-255	.310	180-258	.698	160	294	454	32.4	280	13	173	134	42	96	915	65.4								
Opponents.....		14	2975		333-723	.461	76-228	.333	220-328	.671	155	371	526	37.6	236	-	184	198	52	41	962	68.7								

TEAM STATISTICS

	FS	OPP
SCORING	915	962
Points per game	65.4	68.7
Scoring margin	-3.4	-
FIELD GOALS-ATT	328-815	333-723
Field goal pct	.402	.461
3 POINT FG-ATT	79-255	76-228
3-point FG pct	.310	.333
3-pt FG made per game	5.6	5.4
FREE THROWS-ATT	180-258	220-328
Free throw pct	.698	.671
F-Throws made per game	12.9	15.7
REBOUNDS	454	526
Rebounds per game	32.4	37.6
Rebounding margin	-5.1	-
ASSISTS	173	184
Assists per game	12.4	13.1
TURNOVERS	134	198
Turnovers per game	9.6	14.1
Turnover margin	+4.6	-
Assist/turnover ratio	1.3	0.9
STEALS	96	41
Steals per game	6.9	2.9
BLOCKS	42	52
Blocks per game	3.0	3.7
ATTENDANCE	48894	36014
Home games-Avg/Game	7-6985	7-5145
Neutral site-Avg/Game	-	0-0

Date	Opponent	Score	Att.
* 01/05/12	at Utah State	L 53-72	9010
* 01/07/12	at Idaho	L 59-63	1303
* 01/12/12	HAWAI'I	Lot 68-74	5957
* 01/14/12	SAN JOSE STATE	W 82-73	6154
* 01/21/12	at Nevada	L 61-74	7016
* 01/26/12	at LATECH	L 58-59	3282
*3 01/28/12	at New Mexico State	L 56-60	5331
* 02/02/12	IDAHO	W 65-55	6080
* 02/04/12	UTAH STATE	W 60-54	7590
* 02/09/12	at San Jose State	Lo2 71-79	2292
* 02/11/12	at Hawai'i	L 58-62	7780
* 02/25/12	NEVADA	Lo3 76-79	6966
* 03/01/12	LATECH	L 70-75	10012
* 03/03/12	NEW MEXICO STATE	Lot 78-83	6135

- * = Conference game
- 1 = NIT Season Tip-Off 1st/2nd Rounds (Maples Pavilion, Stanford, Calif.)
- 2 = NIT Season Tip-Off Consolation Rounds (Moby Arena, Fort Collins, Colo.)
- 3 = Lou Henson Classic (Pan American Center, Las Cruces, N.M.)
- 4 = Sears BracketBusters (The Matadome, Northridge, Calif.)

Score by Periods	1st	2nd	OT	OT2	OT3	Totals
Fresno State	389	466	39	13	8	915
Opponents	412	468	50	21	11	962





2011-12 FRESNO STATE MEN'S BASKETBALL - ROSTER

Numerical Roster

No.	Name	Pos.	Yr.	Ht.	Wt.	Exp.	Hometown (Previous School)
0	Jerry Brown III	F	R-SO	6-7	210	3rd/1L	Richmond, Calif. (Sacred Heart Cathedral)
1	Tyler Johnson	G	SO	6-2	180	2nd/1L	Mountain View, Calif. (St. Francis HS)
2	Jonathan Wills	G	SR	6-6	185	5th/1L	Carson, Calif. (University of New Mexico)
3	Kevin Olekaibe	G	SO	6-2	180	2nd/1L	Las Vegas, Nev. (Cimarron-Memorial HS)
12	Steven Shepp	G	SR	6-2	180	5th/2L	Woodbridge, Va. (Allegany College of Maryland)
20	Garrett Johnson	G	JR	6-4	195	3rd/2L	Pomona, Calif. (Diamond Ranch HS)
21	Allen Huddleston	G	R-JR*	6-2	185	3rd/DI	Merced, Calif. (Pacific/Merced HS)
22	Brad Ely	G	JR^	6-3	205	1st^/HS	Visalia, Calif. (El Diamante HS)
24	Kevin Foster	F	JR	6-8	230	3rd/JC	Lakeland, Fla. (College of Central Florida)
32	Grant Hefeng	F/C	FR	6-8	220	1st/HS	Shenzhen, China (Shenzhen Sports Institute)

Alphabetical Roster

No.	Name	Pos.	Yr.	Ht.	Wt.	Exp.	Hometown (Previous School)
0	Jerry Brown III	F	R-SO	6-7	210	3rd/1L	Richmond, Calif. (Sacred Heart Cathedral)
22	Brad Ely	G	JR^	6-3	205	1st^/HS	Visalia, Calif. (El Diamante HS)
24	Kevin Foster	F	JR	6-8	230	3rd/JC	Lakeland, Fla. (College of Central Florida)
32	Grant Hefeng	F/C	FR	6-8	220	1st/HS	Shenzhen, China (Shenzhen Sports Institute)
21	Allen Huddleston	G	R-JR*	6-2	185	3rd/DI	Merced, Calif. (Pacific/Merced HS)
20	Garrett Johnson	G	JR	6-4	195	3rd/2L	Pomona, Calif. (Diamond Ranch HS)
1	Tyler Johnson	G	SO	6-2	180	2nd/1L	Mountain View, Calif. (St. Francis HS)
3	Kevin Olekaibe	G	SO	6-2	180	2nd/1L	Las Vegas, Nev. (Cimarron-Memorial HS)
12	Steven Shepp	G	SR	6-2	180	4th/2L	Woodbridge, Va. (Allegany College of Maryland)
2	Jonathan Wills	G	SR	6-6	185	5th/1L	Carson, Calif. (University of New Mexico)

* Allen Huddleston is redshirting the 2011-12 season due to NCAA Division I transfer regulations

^ Brad Ely is in his fourth year as a Fresno State student and has two years of Division I eligibility remaining.

Coaching Staff

Head Coach:	Rodney Terry (1st Season, St. Edward's '90)
Associate Head Coach:	Jerry Wainwright (1st Season, Colorado College '68)
Assistant Coaches:	Michael Schwartz (1st Season, Texas '99) Byron Jones (1st Season, Central Oklahoma '93)
Graduate Assistant:	Nick Matson (1st Season, Virginia Military Institute '09)
Athletic Trainer:	Brad Floy (4th Season, Iowa '02)

Pronunciation Guide

Brad Ely	E-lee
Grant Hefeng	Heff-ing
Kevin Olekaibe	O-lay-key-bay

Roster Breakdown

<u>By Position</u>	<u>By Experience (of D-1 Eligibility)</u>	<u>By Height</u>
Guards 7	5th Year 1	6-10 0
Forwards 2	4th Year 2	6-9 0
Center 1	3rd Year 4	6-8 2
	2nd Year 2	6-7 1
	1st Year 1	6-6 1
		6-5 0
		6-4 1
		6-3 1
		6-2 4
		6-1 0

By State/Country

California	6
Florida	1
Nevada	1
Virginia	1
China	1

By Class

Freshman	1
Sophomores	3
Juniors	4
Seniors	2

