



FAYETTEVILLE STATE UNIVERSITY **BRONCOS**

ALL BUSINESS 7 DAYS A WEEK

**SIDNEY
EVANS**

**JOHN
HERRINGTON**

**TIM
PLUMMER**

**DONTE
FIELDS**

**JAMEL
CARPENTER**

**JARMEL
BAXTER**

**DOMINIQUE
JOHNSON**

**The Carpenter
is Back
on the Job**



**2011-12
PRE-SEASON
EDITION**





GENERAL INFORMATION

Address: 1200 Murchison Rd., Fayetteville, NC 28301
 Founded: 1867
 Enrollment: 6,632
 Chancellor: Dr. James A. Anderson (Villanova '70)
 Conference: Central Intercollegiate Athletic Association
 Affiliation: NCAA Division II
 Nickname: Broncos
 Colors: Royal Blue & Lily White
 Website: www.fsubroncos.com
 Home Court /Capacity: Felton J. Capel Arena / 5,000
 Athletic Department Phone (910) 672-1314
 Athletic Department Fax: (910) 672-1596
 Athletic Director: Dr. Edward McLean (NCCU '73)
 AD Phone: (910) 672-1315
 E-mail: emclean@uncfsu.edu
 Sports Information Director: Adrian Ferguson (LC '96)
 Assistant SID: Alex Podlogar (UNC)
 SID Office Phone: (910) 672-1254/2254
 SID Mobile: (910) 391-4847
 SID Fax: (910) 672-1241
 E-mail: afergus1@uncfsu.edu
 Athletic Trainer: Bryan Koprowski
 AT Phone: (910) 672-1065
 E-mail: bkoprows@uncfsu.edu
 Ticket Office Phone: (910) 672-1724

BASKETBALL COACHING STAFF

Head Coach: Alphonza Kee (Fayetteville State, '98)
 Basketball Office Phone: (910) 672-1396
 Basketball Email Address: akee@uncfsu.edu
 Career Record: 23-33 / 2 Years
 1st Assistant: Corey Thompson (Winston-Salem St. '02)
 2nd Assistant: DeEarnest McLemore
 3rd Assistant: Michael Moses

BASKETBALL TEAM INFORMATION

	Total	Home	Away	Neutral
Overall Record Last Year:	15-14	8-4	5-8	2-2
Conference Record:	8-9	5-4	3-5	0-0
Non-Conference Record:	7-5	3-0	2-3	2-2

MEN'S PRESEASON BASKETBALL ROSTER

NO	NAME	CL.	POS	HT	WT	Hometown
0	Sheldonte Fields	Sr.	F	6-8	215	New Bern, NC
2	Jamel Carpenter	Sr.	G	6-3	205	Salisbury, NC
3	Paul Lane	So.	F	6-6	195	Atlanta, GA
4	Seth Hawkins	Jr.	G	5-10	165	Greensboro, NC
5	Travis Marcus	So.	G	6-3	180	Washington, DC
10	Preston Holmes	Fr.	G	6-2	170	Gastonia, NC
11	Andre Savon Best	Jr.	G	6-1	185	Raleigh, NC
12	Anthony Shelton	FR.	G	6-1	170	Cary, NC
14	Lenton Donnell	JR.	F	6-4	205	Wilmington, NC
20	Jarmel Baxter	Sr.	G	6-3	185	Davidson, NC
21	Quentin Underwood	Fr	F	6-5	190	Holly Springs, NC
22	Tim Plummer	Sr.	G	6-2	195	Apex, NC
24	Dominique Johnson	Sr.	F	6-6	230	Raleigh, NC
33	John Herrington	Sr.	F/C	6-7	230	Jacksonville, FL
42	Tyrrel Tate	So.	F	6-5	210	Raleigh, NC
44	Sidney Evans	SR.	F	6-7	215	Durham, NC

2011-12 MEN'S BASKETBALL SCHEDULE

Date	Opponent	Location	Time
Nov 7	(Exhibition vs Campbell)	Buies Creek, NC	7:00 pm
Nov. 11	Barber Scotia	Fayetteville, NC	7:30 pm
Nov. 15	UNC Pembroke	Fayetteville, NC	7:30 pm
Nov. 22	Barton College	Fayetteville, NC	7:30 pm
Nov 29	UNC Pembroke	Pembroke, NC	7:30 pm
Dec. 3	St. Andrews	Laurinburg, NC	7:00 pm
Dec. 12	Virginia Union	Fayetteville, NC	7:00 pm
Dec. 16	Barton	Wilson, NC	7:00 pm
Dec. 30	Queens	Fayetteville, NC	7:30 pm
Jan. 5	Bowie State	Bowie, Maryland	7:30 pm
Jan. 7	Chowan	Fayetteville, NC	7:30 pm
Jan. 9	Elizabeth City State	Fayetteville, NC	7:30 pm
Jan. 12	Lincoln (PA)	Lincoln, PA	7:30 pm
Jan. 19	Virginia Union	Richmond, VA	7:30 pm
Jan. 21	Winston-Salem State	Fayetteville, NC	4:00 pm
Jan. 24	North Greenville	Tigerville, SC	7:00 pm
Jan. 28	Johnson C. Smith	Charlotte, NC	7:30 pm
Jan. 30	Shaw	Raleigh, NC	8:00 pm
Feb 2	Barber Scotia	Concord, NC	7:00 pm
Feb. 4	St. Augustine's	Fayetteville, NC	7:30 pm
Feb. 6	Johnson C. Smith	Fayetteville, NC	7:30 pm
Feb. 9	Virginia State	Petersburg, VA	7:30 pm
Feb. 11	Livingstone	Salisbury, NC	7:30 pm
Feb. 13	St. Augustine's	Raleigh, NC	7:30 pm
Feb 16	Barber Scotia	Concord, NC	7:00 pm
Feb. 18	Shaw	Fayetteville, NC	7:30 pm
Feb. 20	Livingstone	Fayetteville, NC	7:30 pm
Feb. 25	Winston-Salem State	Winston Salem, NC	7:30 pm
Feb. 27-			
Mar. 3	CIAA Tournament	Charlotte, NC	TBA

SEASON OUTLOOK

Fayetteville State's ascension up the ranks for the CIAA appears to be on schedule.

Under alum and third-year head coach Alphonza Kee, the Broncos are beginning to reap the rewards of the building process Kee installed just a couple of seasons ago. A year after winning just one road game and only eight games overall, the Broncos finished with 15 wins in 2010-11 and advanced to the CIAA Tournament semifinals following a stunning upset victory over rival and division champion Winston-Salem State.

Into Year 3 of Kee's process, the Broncos are poised to continue their upward climb. While the freshman class brings added depth to the guard position, specifically at point guard, it is the class of 2010 that has Fayetteville State eyeing contender status in the CIAA. Four starters return from the team a year ago, including All-CIAA selection, forward Sidney Evans, and the dazzling, athletic Tim Plummer.

The Broncos featured balanced scoring in a high-octane offense, and center John Herrington also returns to solidify the paint. Also back is point guard Andre Best, who shared time with the emerging Seth Hawkins, who performed well at the CIAA Tournament. CIAA All-Rookie pick Tyrrel Tate also returns, giving the Broncos instant offense off the bench.

Perhaps most intriguing for Fayetteville State, though, will be the return of redshirt senior Jamel Carpenter, who led the CIAA in scoring by averaging 19.8 points per game in 2009-10. The 6-4 wing player gives the Broncos a true star on the floor and a dedicated leader in and out of the locker room.

With nine letterwinners returning, most of whom saw significant playing time throughout the rebuilding season in 2010-11, the Fayetteville State Broncos seem poised to take the next step in establishing themselves as a true contender for the CIAA Southern Division crown.

HEAD COACH ALPHONZA KEE



Having made his initial mark on Fayetteville State a decade ago, Alphonza Kee joined the FSU staff as the head coach in 2009 after serving as an assistant men's basketball coach and recruiting coordinator with Grambling State University in Grambling, LA.

In that time, he has quickly gone about the work of rebuilding the Broncos basketball program, taking a team that finished 8-19 in his first season to a 15-14 record in 2010-11. In that second season, not only did Kee instill marked optimism in the program, he guided Fayetteville State to the semifinals of the CIAA Tournament.

Kee began his playing career at Lamar Community College in Lamar, Colorado. While at Lamar, Kee excelled as a three-point shooter, and once hit a school record of ten three-pointers in one contest. Following his JUCO career, he signed at Fayetteville State University, where he lettered two seasons under former head coach Rick Duckett. Kee made the first field goal and three-point basket in Capel Arena in 1995 against Francis Marion University.

Prior to his time with the Grambling State Tigers, Kee was the top assistant and recruiting coordinator for North Carolina A&T State University from 2003 to 2008

under Head Coach Jerry Eaves. He also has had coaching experiences at Western Carolina University (Cullowhee, NC), Winston-Salem State University (Winston-Salem, NC), Chowan College (Murfreesboro, NC) under Head Coach Bob Burke, and Fayetteville State University. While at Chowan College from 2000-2001, Coach Kee was the Head Junior Varsity Coach.

Kee also toured with Athletes in Action (playing in the Pro division) in Australia and in New Zealand before returning to America, where he began his coaching career as an assistant under his former coach and mentor, Duckett, at Fayetteville State during the '97-'98 season.

Kee earned a Bachelor of Science Degree in Sociology from FSU in 1998 and a Master of Science Degree in Adult Education in 2008 from North Carolina A&T State University. He grew up in Northern California, but relocated to North Carolina where he graduated from New Bern High School in 1992.

Kee is more than a basketball coach, though. He is dedicated not only to improving his teams on the hardwood, but in the classroom and their communities as well.



A mentor to numerous school-age children across the area, Kee believes his community service is his most important goal and ambition.

“Young people are impressionable and I have to – I have to – be able to coach them as well,” says Kee.

Upon returning to his alma mater to coach, Kee quickly went about making connections not just in recruiting circles, but in the Fayetteville community as well. He contacted area schools, including McLauchlin Elementary School, where he teamed with school officials to build a Young Men of Distinction program.

The program is a results-based system that emphasizes character development while increasing class performance. Students – and their parents – are required to consent to the program with achieving these lofty goals in mind. Sign on, and Coach Kee will keep an eye on you. But he’ll also encourage you, speak with you, take time out with you, and discuss anything you want to discuss.

“We talk about real issues,” explains Kee. “It’s not too young to have a goal. We really have to balance character and integrity because society and the media do not stress that. We really have a big fight on our hands and I’m ready. These young males have to be great and learn to be disciplined, to do the right thing and value education. Then they can lead in our society.”

It’s a life lesson that Kee feels is necessary to ingrain as early as possible – like his mother did for him. But it also works with the Broncos.

“It’s like our players currently,” says Kee. “We want our guys to be productive citizens, leaders, fathers, good citizens. That fight, and that battle for me is a daily battle for me. But I’m very excited to represent Fayetteville State in that way.”

Throughout the year, Kee speaks at schools, at community organizations and at basketball camps. The connection of basketball and teaching lifelong goals and character traits is clearly obvious to him, even if it’s not so at first to the young men he is trying to reach. But basketball gets Kee into the door — and allows him the opportunity to stay – and teach — a while.

“Basketball gets the attention,” says Kee. “(Young people) equate that with the fun and the extracurricular, but I can grab their attention and talk about the fundamentals to success. It’s a tremendous platform that I use daily.

“To see their eyebrows raise and get their attention because we come from basketball is one thing, but to come back and hear tangible improvement from the principal in academic areas, and they say it’s a testament to the influence of the program, that’s incredible.”



ASSISTANT COREY THOMPSON



Corey Thompson joined the Broncos men's basketball coaching staff in 2011 after his successful tenure at UNC Pembroke.

Thompson was a member of the Braves' coaching staff for five years, from 2006-11. He helped lead his big men to the seventh-best rebounding margin (+8.0) in the nation during the 2010-11 campaign, as well as the top spot in the Peach Belt Conference in the same category. The Braves also finished the season 36th in the nation in both field goal percentage defense (40.9) and blocked shots per game (4.2). The 2010-11 squad finished with the highest win total by a UNCP team since the school moved to the NCAA Division II ranks prior to the 1992-93 season as well as advancing to their first PBC Tournament Championship game and the school's first-ever NCAA Division II Tournament appearance.

Thompson has also served as a graduate assistant coach at Slippery Rock University (2002-04) in Slippery Rock, PA, and as a volunteer assistant coach at Winston-Salem State (2004-05).

A Lumberton native, Thompson starred for the Rams of Winston-Salem State from 1998-02 helping lead the school to a 97-25 overall record, four consecutive NCAA tournament appearances, two Sweet 16 Appearances, and back-to-back Central Intercollegiate Athletic Association conference titles.

ASSISTANT D'EARNEST MCLEMORE



D'Earnest McLemore joined the Fayetteville State men's basketball coaching staff in 2010 after serving as an assistant basketball coach for the Cary

Cougars AAU program.

McLemore played four seasons and was captain his last two seasons at Wagner College in Staten Island, NY. He helped the school win its first Northeast Conference Championship and advance to the NCAA Tournament. In the 2004-2005 season, he was named the Northeast Conference Defensive Player of the Year. After completing his college career, he signed a professional contract to play for Z&Z Leiden, which is in the top Division in Holland. In 2009 he toured England with the USA Select Basketball team, a tour team that consisted of former college and pro players from all over the United States.

McLemore graduated Wagner College in 2006 with a Bachelors of Science in Business Administration with a concentration in Management. Born in Dayton, Ohio, he moved to Cary, NC, after his freshman year in high school.

McLemore is no stranger to coaching. He has worked various camps such as: Rutgers, North Carolina State University, University of North Carolina at Chapel Hill and the prestigious Five Star Camp in Hampden Sydney, Virginia. He helped Coach the Apex Force to a runner-up finish at the 17-U Nike Super Showcase in Orlando, FL, as well as leading the Cary Cougars to a 3rd place finish at the 16-U AAU state tournament. He has coached and mentored four Division-1 basketball

players.

ASSISTANT MICHAEL MOSES



Michael Moses came aboard the Fayetteville State men's basketball coaching staff in July 2009 following a standout career on the hardwood in which he was an

All-CIAA player.

In addition to player development, Moses has coordinated daily basketball operations and organized many other projects relating to the basketball program, including film exchange and travel scheduling and arrangements.


Moses has also served as a basketball coordinator with the WNBA's Washington Mystics since July 2010, developing youth activities, reporting on player development and coordinating athletic training. Moses was also the Fayetteville State video coordinator from 2008-09

Moses, who served as the Earhart Middle School head boys' basketball coach in Detroit from 2003-04, is a graduate of Fayetteville State University with a B.S. in Education.

Moses has been an effective basketball camp counselor as well, working as a coordinator at NBA player Richard Hamilton's camp as well as camps at Rutgers University, Seton Hall University and Bowling Green University, among others.



THE BRONCOS



Classification: Senior
 Position: Guard
 Height: 6-3
 Weight: 185
 Hometown: Davidson, NC
 High School: North Mecklenburg
 Major: Sociology

CAREER SINGLE-GAME HIGHS

Points: 25, St. Andrews -- 11/15/10
 Rebounds: 4, 6 times
 Assists: 3, St. Augustine's -- 2/14/11
 Steals: 4, St. Augustine's -- 2/14/11
 Blocks: 1, Johnson C. Smith -- 01/29/11
 FG made: 9, St. Andrews -- 11/15/10
 FG attempts: 16, St. Andrews -- 11/15/10
 3FG made: 5, St. Andrews -- 11/15/10
 3FG attempts: 11, Barer-Scotia -- 11/12/10
 FT made: 5, at SHAW -- 02/19/11
 FT attempts: 6, at SHAW -- 02/19/11

2010-11 Statistics				Total		3-Pointers		Free throws		Rebounds											
Opponent	Date	gs	min	fg-fga	pct	3fg-fga	pct	ft-fa	pct	off	def	tot	avg	pf	a	t/o	blk	stl	pts	avg	
BARER-SCOTIA	11/12/10	*	24	4-11	.364	4-11	.364	4-5	.800	0	0	0	0.0	2	1	0	0	0	16	16.0	
ST. ANDREWS	11/15/10	*	31	9-16	.563	5-8	.625	2-4	.500	0	3	3	1.5	2	0	1	0	2	25	20.5	
at Florida Tech	11/26/10	*	10	2-4	.500	1-2	.500	0-0	.000	1	0	1	1.3	4	1	0	0	0	5	15.3	
vs Barry University	11/27/10	*	27	4-10	.400	3-6	.500	2-2	1.000	0	4	4	2.0	1	1	1	0	1	13	14.8	
at Johnson & Wales	12/01/10	*	17	5-7	.714	1-3	.333	1-2	.500	0	0	0	1.6	3	0	0	0	3	12	14.2	
at East Carolina	12/4/10	*	23	4-9	.444	2-7	.286	0-0	.000	0	4	4	2.0	3	2	0	0	2	10	13.5	
at Virginia State	12-13-10	*	21	2-8	.250	1-6	.167	5-6	.833	1	3	4	2.3	0	1	3	0	1	10	13.0	
at QUEENS	12/30/10		24	2-8	.250	2-5	.400	4-4	1.000	0	1	1	2.1	3	2	3	0	0	10	12.6	
BOWIE STATE	1/6/11	*	23	1-10	.100	1-6	.167	0-0	.000	0	4	4	2.3	3	0	3	0	1	3	11.6	
at Chowan	1/8/11	*	17	4-9	.444	2-7	.286	0-0	.000	1	1	2	2.3	2	0	2	0	1	10	11.4	
at Elizabeth City State	1/10/11	*	23	3-6	.500	2-3	.667	1-4	.250	1	1	2	2.3	0	0	4	0	1	9	11.2	
LINCOLN	1/13/11		16	3-12	.250	2-9	.222	1-2	.500	2	1	3	2.3	0	0	0	0	0	9	11.0	
at St. Paul's	11/15/11		20	2-4	.500	2-4	.500	0-0	.000	0	0	0	2.2	1	0	2	0	0	6	10.6	
VIRGINIA UNION	01/20/11		20	1-5	.200	0-2	.000	0-0	.000	1	1	2	2.1	1	2	0	0	1	2	10.0	
at Winston-Salem St.	01/22/11		20	3-6	.500	1-4	.250	1-1	1.000	0	3	3	2.2	3	1	0	0	0	8	9.9	
VIRGINIA STATE	01/26/11	*	23	2-5	.400	2-4	.500	2-4	.500	0	1	1	2.1	2	2	2	0	1	8	9.8	
JOHNSON C. SMITH	01/29/11	*	17	4-10	.400	2-7	.286	0-0	.000	1	1	2	2.1	1	0	1	1	0	10	9.8	
SHAW	01/31/11	*	18	3-6	.500	1-1	1.000	0-0	.000	1	3	4	2.2	2	0	1	0	2	7	9.6	
at St. Augustine's	2/5/11	*	20	1-6	.167	1-3	.333	0-0	.000	0	0	0	2.1	3	0	1	0	1	3	9.3	
at Johnson C. Smith	02/07/11	*	11	2-5	.400	2-4	.500	0-0	.000	0	3	3	2.2	0	0	0	0	0	6	9.1	
LIVINGSTONE COLLEGE	2/12/11	*	20	3-7	.429	2-5	.400	2-4	.500	1	2	3	2.2	4	1	2	0	0	10	9.1	
ST. AUGUSTINE'S	2/14/11	*	19	2-4	.500	1-2	.500	2-2	1.000	0	0	0	2.1	2	3	3	0	4	7	9.0	
JOHNSON & WALES	02/16/11	*	16	1-3	.333	0-1	.000	0-0	.000	1	3	4	2.2	1	0	0	0	2	2	8.7	
at SHAW	02/19/11	*	25	5-11	.455	0-2	.000	5-6	.833	1	0	1	2.1	1	1	1	0	0	15	9.0	
at Livingstone College	2/21/11	*	22	1-7	.143	1-1	1.000	0-0	.000	0	1	1	2.1	3	0	1	0	2	3	8.8	
WINSTON-SALEM ST.	02/26/11		18	2-5	.400	1-4	.250	0-0	.000	0	2	2	2.1	5	0	3	0	1	5	8.6	
vs Virginia State	3/2/11	*	14	0-2	.000	0-1	.000	0-0	.000	0	0	0	2.0	1	2	0	0	1	0	8.3	
vs Winston-Salem St.	3/3/11	*	11	0-2	.000	0-0	.000	0-0	.000	0	3	3	2.0	1	0	0	0	0	0	8.0	
Totals			22	550	75-198	.379	42-118	.356	32-46	.696	12	45	57	2.0	54	20	34	1	27	224	8.0

Season	gp-gs	min/avg	Total		3-Point		F-Throws		Rebounds				Scoring							
			fg-fga	pct	fg-fga	pct	ft-fa	pct	off	def	tot	avg	pf	fo	ast	to	blk	stl	pts	avg
2009-10	25-20	556/22.2	61-185	.330	29-92	.315	57-72	.792	14	30	44	1.8	56	2	18	52	0	24	208	8.3
2010-11	28-22	550/19.6	75-198	.379	42-118	.356	32-46	.696	12	45	57	2.0	54	1	20	34	1	27	224	8.0
TOTAL	53-42	1106/20.9	136-383	.355	71-210	.338	89-118	.754	26	75	101	1.9	110	3	38	86	1	51	432	8.2



2 MICHAEL CARPENTER

Classification: Senior
 Position: Guard
 Height: 6-3
 Weight: 205
 Hometown: Salisbury, NC
 High School: West Rowan
 Major: Sociology


CAREER SINGLE-GAME HIGHS

Points: 31, at Livingstone -- 2/15/10
 Rebounds: 12, at Johnson C. Smith-- 2/2/10
 Assists: 6, at Bowie St. -- 1/11/10
 Steals: 3, 6 times
 Blocks: 2, JOHNSON C. SMITH-- 2/13/10
 FG made: 11, LINCOLN(Pa)-- 11/21/09
 FG attempts: 20, at Virginia Union -- 11/28/09
 3FG made: 5, LINCOLN (Pa)-- 11/21/09
 3FG attempts: 10, UNC PEMBROKE-- 12/14/09
 FT made: 12, at UNC Pembroke-- 11/16/09
 FT attempts: 13, at UNC Pembroke-- 11/16/09

2009-10 Statistics

Opponent	Date	gs	min	Total		3-Pointers		Free throws		Rebounds				pf	a	t/o	blk	stl	pts	avg	
				fg-fga	pct	3fg-fga	pct	ft-fga	pct	off	def	tot	avg								
at UNC Pembroke	11/16/09	*	33	8-16	.500	2-6	.333	12-13	.923	5	3	8	8.0	4	1	3	1	3	30	30.0	
LINCOLN (PA)	11/21/09	*	35	11-14	.786	5-8	.625	3-4	.750	5	5	10	9.0	1	1	1	0	3	30	30.0	
BOWIE STATE	11/23/09	*	31	8-16	.500	3-7	.429	6-8	.750	1	5	6	8.0	5	0	4	0	0	25	28.3	
at Virginia Union	11/28/09	*	37	7-20	.350	2-9	.222	2-2	1.000	8	2	10	8.5	4	2	2	1	2	18	25.8	
at Virginia State Univ.	11/30/09	*	34	7-16	.438	1-5	.200	7-8	.875	5	6	11	9.0	4	3	4	0	1	22	25.0	
at St. Andrews	12/02/09	*	25	9-15	.600	3-4	.750	5-6	.833	3	4	7	8.7	3	3	3	1	1	26	25.2	
UNC PEMBROKE	12/14/09	*	35	3-15	.200	2-10	.200	10-10	1.000	3	3	6	8.3	1	2	3	1	1	18	24.1	
QUEENS	12/30/09	*	29	10-14	.714	2-5	.400	0-0	.000	2	1	3	7.6	3	0	5	0	2	22	23.9	
ELIZABETH CITY STATE	01/02/10	*	36	3-8	.375	0-4	.000	10-12	.833	5	5	10	7.9	1	2	5	1	1	16	23.0	
ST. PAUL'S	01/04/10	*	29	6-11	.545	2-5	.400	3-4	.750	1	5	6	7.7	1	0	1	1	0	17	22.4	
at Lincoln (PA)	01/09/10	*	33	5-16	.313	2-8	.250	8-10	.800	4	5	9	7.8	2	1	3	0	1	20	22.2	
at Bowie State	01/11/10	*	36	5-11	.455	1-3	.333	3-3	1.000	3	2	5	7.6	4	6	3	0	3	14	21.5	
VIRGINIA UNION	01/19/10	*	34	3-11	.273	0-7	.000	2-4	.500	1	5	6	7.5	3	3	3	1	1	8	20.5	
at Chowan	01/21/10	*	34	8-16	.500	3-8	.375	5-5	1.000	1	4	5	7.3	2	3	3	0	1	24	20.7	
ST. PAUL'S	01/23/10	*	31	3-8	.375	0-4	.000	10-11	.909	4	4	8	7.3	1	4	3	1	3	16	20.4	
at Elizabeth City State	1/25/10		17	3-11	.273	1-5	.200	5-6	.833	3	0	3	7.1	5	0	1	0	0	12	19.9	
at Johnson C. Smith	02/02/10	*	32	7-19	.368	1-5	.200	6-6	1.000	6	6	12	7.4	3	5	4	1	0	21	19.9	
ST. AUGUSTINE'S	02/06/10	*	36	7-15	.467	3-7	.429	2-5	.400	2	2	4	7.2	4	0	4	0	1	19	19.9	
LIVINGSTONE COLLEGE	2/04/10	*	33	9-13	.692	4-5	.800	5-5	1.000	4	0	4	7.0	1	0	1	0	2	27	20.3	
CHOWAN	2/8/10	*	34	6-14	.429	2-6	.333	4-4	1.000	2	5	7	7.0	1	0	0	0	3	18	20.2	
SHAW	2/11/10	*	26	4-9	.444	2-7	.286	5-5	1.000	3	0	3	6.8	3	1	2	0	0	15	19.9	
JOHNSON C. SMITH	2/13/10	*	35	8-16	.500	1-8	.125	6-7	.857	4	2	6	6.8	1	0	2	2	3	23	20.0	
at Livingstone College	2/15/10	*	34	9-15	.600	3-7	.429	10-12	.833	4	6	10	6.9	1	1	2	0	2	31	20.5	
at Shaw	02/17/10	*	29	2-7	.286	2-5	.400	3-5	.600	1	0	1	6.7	1	1	3	0	0	9	20.0	
Totals			23	768	151-326	.463	47-148	.318	132-155	.852	80	80	160	6.7	59	39	65	11	34	481	20.0

Season	gp-gs	min/avg	Total		3-Point		F-Throws		Rebounds				Scoring							
			fg-fga	pct	fg-fga	pct	ft-fga	pct	off	def	tot	avg	pf	fo	ast	to	blk	stl	pts	avg
2009-10	24-23	768/32.0	151-326	.463	47-148	.318	132-155	.852	80	80	160	6.7	59	2	39	65	11	34	481	20.0
TOTAL	24-23	768/32.0	151-326	.463	47-148	.318	132-155	.852	80	80	160	6.7	59	2	39	65	11	34	481	20.0



SHeldon
Fields

Classification: Senior
 Position: Center
 Height: 6-8
 Weight: 215
 Hometown: New Bern, NC
 High School: New Bern
 Major: Geology

CAREER SINGLE-GAME HIGHS


Points: 5, at Livingstone -- 2/21/11
 Rebounds: 7, vs Livingstone -- 3/4/11
 Assists: 2, at Chowan -- 1/8/11
 Steals: 1, 5 times
 Blocks: 2, at SHAW -- 02/19/11
 FG made: 2, at Livingstone -- 2/21/11
 FG attempts: 4, vs Winston-Salem St. -- 3/3/11
 FT made: 3, Virginia Union -- 01/20/11
 FT attempts: 4, vs Livingstone -- 3/4/11

2010-11 Statistics

Opponent	Date	gs	min	Total		3-Pointers		Free throws		Rebounds				pts	avg						
				fg-fga	pct	3fg-fga	pct	ft-fta	pct	off	def	tot	avg								
at Chowan	1/8/11		5	1-1	1.000	0-0	.000	0-0	.000	0	1	1	1.0	0	2	0	2	2.0			
at Elizabeth City State	1/10/11		5	0-1	.000	0-0	.000	0-0	.000	0	0	0	0.5	4	0	0	0	1	0	1.0	
LINCOLN	1/13/11		12	1-1	1.000	0-0	.000	1-2	.500	2	3	5	2.0	2	1	1	1	0	3	1.7	
at St. Paul's	11/15/11	*	12	1-4	.250	0-0	.000	0-0	.000	1	1	2	2.0	3	0	1	2	1	2	1.8	
VIRGINIA UNION	01/20/11		12	0-3	.000	0-0	.000	3-4	.750	2	3	5	2.6	2	0	2	0	0	3	2.0	
at Winston-Salem St.	01/22/11		10	2-2	1.000	0-0	.000	0-2	.000	0	1	1	2.3	1	0	0	2	0	4	2.3	
VIRGINIA STATE	01/26/11		4	0-0	.000	0-0	.000	0-0	.000	0	0	0	2.0	1	0	0	0	0	0	2.0	
at St. Augustine's	2/5/11	*	9	1-2	.500	0-0	.000	0-0	.000	0	1	1	1.9	5	0	1	0	0	2	2.0	
at Johnson C. Smith	02/07/11		11	2-2	1.000	0-0	.000	0-0	.000	1	1	2	1.9	2	1	2	1	0	4	2.2	
LIVINGSTONE COLLEGE	2/12/11		1	0-0	.000	0-0	.000	0-0	.000	0	1	1	1.8	1	0	2	0	0	0	2.0	
ST. AUGUSTINE'S	2/14/11		6	0-0	.000	0-0	.000	0-0	.000	1	2	3	1.9	3	0	1	0	0	0	1.8	
JOHNSON & WALES	02/16/11		17	1-2	.500	0-0	.000	0-0	.000	2	4	6	2.3	2	0	1	0	1	2	1.8	
at SHAW	02/19/11		5	0-0	.000	0-0	.000	0-0	.000	0	0	0	2.1	1	0	1	2	0	0	1.7	
at Livingstone College	2/21/11		18	2-4	.500	0-0	.000	1-2	.500	5	2	7	2.4	3	0	0	0	1	5	1.9	
WINSTON-SALEM ST.	02/26/11	*	1	0-0	.000	0-0	.000	0-0	.000	0	0	0	2.3	0	0	0	0	0	0	1.8	
vs Virginia State	3/2/11	*	9	1-1	1.000	0-0	.000	0-0	.000	1	3	4	2.4	1	0	1	1	0	2	1.8	
vs Winston-Salem St.	3/3/11	*	10	1-4	.250	0-0	.000	0-0	.000	2	3	5	2.5	1	0	2	1	0	2	1.8	
vs Livingstone	3/4/11	*	22	1-2	.500	0-0	.000	1-4	.250	3	4	7	2.8	3	0	1	1	1	3	1.9	
Totals			6	169	14-29	.483	0-0	.000	6-14	.429	20	30	50	2.8	35	4	16	12	5	34	1.9

Season	gp-gs	min/avg	Total		3-Point		F-Throws		Rebounds				Scoring							
			fg-fga	pct	fg-fga	pct	ft-fta	pct	off	def	tot	avg	pf	fo	ast	to	blk	stl	pts	avg
2010-11	18-6	169/9.4	14-29	.483	0-0	.000	6-14	.429	20	30	50	2.8	35	1	4	16	12	5	34	1.9
TOTAL	18-6	169/9.4	14-29	.483	0-0	.000	6-14	.429	20	30	50	2.8	35	1	4	16	12	5	34	1.9

FSU




Classification: Senior
 Position: Forward/Center
 Height: 6-7
 Weight: 215
 Hometown: Durham, NC
 High School:
 Major: Communications

CAREER SINGLE-GAME HIGHS

Points: 24, at Florida Tech -- 11/26/10
 Rebounds: 19, at St. Augustine's -- 2/5/11
 Assists: 3, Livingstone -- 2/12/11
 Steals: 4, at Virginia State -- 12-13-10
 Blocks: 3, Winston-Salem St. -- 02/26/11
 FG made: 10, at St. Augustine's -- 2/5/11
 FG attempts: 16, vs Winston-Salem St. -- 3/3/11
 3FG made: 1, vs Winston-Salem St. -- 3/3/11
 3FG attempts: 3, Livingstone -- 2/12/11
 FT attempts: 8, Livingstone -- 2/12/11

2010-11 Statistics				Total		3-Pointers		Free throws		Rebounds										
Opponent	Date	qs	min	fg-fga	pct	3fg-fga	pct	ft-fta	pct	off	def	tot	avg	pf	a	t/o	blk	stl	pts	avg
BARER-SCOTIA	11/12/10	*	21	1-4	.250	0-0	.000	3-8	.375	3	5	8	8.0	3	0	1	3	0	5	5.0
ST. ANDREWS	11/15/10	*	26	5-8	.625	1-2	.500	1-4	.250	6	4	10	9.0	3	1	0	1	0	12	8.5
at Florida Tech	11/26/10	*	31	9-12	.750	0-0	.000	6-7	.857	5	8	13	10.3	2	0	4	0	4	24	13.7
vs Barry University	11/27/10	*	29	4-9	.444	0-0	.000	5-6	.833	2	6	8	9.8	3	1	3	0	1	13	13.5
at Johnson & Wales	12/01/10	*	16	3-7	.429	0-1	.000	1-2	.500	1	3	4	8.6	0	1	4	0	2	7	12.2
at East Carolina	12/4/10	*	28	4-14	.286	0-3	.000	2-4	.500	4	2	6	8.2	3	1	1	1	2	10	11.8
at Virginia State	12-13-10	*	32	6-7	.857	0-0	.000	3-4	.750	2	8	10	8.4	2	2	2	1	4	15	12.3
at QUEENS	12/30/10	*	15	4-6	.667	0-0	.000	3-4	.750	0	0	0	7.4	1	0	2	0	2	11	12.1
BOWIE STATE	1/6/11	*	25	4-10	.400	0-1	.000	4-6	.667	3	6	9	7.6	2	0	1	3	0	12	12.1
at Chowan	1/8/11	*	19	3-5	.600	0-1	.000	1-1	1.000	2	5	7	7.5	4	0	0	1	2	7	11.6
at Elizabeth City State	1/10/11	*	24	2-6	.333	0-0	.000	0-0	.000	1	6	7	7.5	1	0	2	1	3	4	10.9
LINCOLN	1/13/11	*	20	5-9	.556	0-0	.000	1-4	.250	1	5	6	7.3	3	1	2	0	1	11	10.9
at St. Paul's	11/15/11	*	29	8-11	.727	0-0	.000	3-4	.750	0	10	10	7.5	2	0	4	1	0	19	11.5
at Winston-Salem St.	01/22/11	*	26	3-9	.333	0-1	.000	1-2	.500	3	3	6	7.4	4	0	5	0	0	7	11.2
VIRGINIA STATE	01/26/11	*	23	5-7	.714	0-0	.000	1-3	.333	1	2	3	7.1	2	2	1	1	0	11	11.2
JOHNSON C. SMITH	01/29/11	*	30	4-10	.400	0-0	.000	3-3	1.000	4	9	13	7.5	2	0	5	1	0	11	11.2
SHAW	01/31/11	*	27	4-9	.444	0-2	.000	4-4	1.000	2	1	3	7.2	1	0	0	0	1	12	11.2
at St. Augustine's	2/5/11	*	30	10-16	.625	0-1	.000	3-8	.375	9	10	19	7.9	1	0	4	0	1	23	11.9
at Johnson C. Smith	02/07/11	*	28	5-7	.714	0-1	.000	0-0	.000	0	5	5	7.7	2	0	1	1	0	10	11.8
LIVINGSTONE COLLEGE	2/12/11	*	24	4-10	.400	0-1	.000	6-8	.750	2	7	9	7.8	2	3	2	0	1	14	11.9
ST. AUGUSTINE'S	2/14/11	*	22	2-4	.500	0-0	.000	5-5	1.000	1	4	5	7.7	2	2	2	0	1	9	11.8
JOHNSON & WALES	02/16/11	*	10	3-7	.429	0-0	.000	2-2	1.000	2	3	5	7.5	0	0	1	0	0	8	11.6
at SHAW	02/19/11	*	26	6-15	.400	0-2	.000	2-4	.500	1	5	6	7.5	4	0	2	1	0	14	11.7
at Livingstone College	2/21/11	*	25	1-6	.167	0-0	.000	0-1	.000	1	4	5	7.4	1	0	3	0	2	2	11.3
WINSTON-SALEM ST.	02/26/11	*	21	1-3	.333	1-1	1.000	1-4	.250	0	5	5	7.3	3	0	4	3	3	4	11.0
vs Virginia State	3/2/11	*	16	2-4	.500	0-0	.000	3-4	.750	2	5	7	7.3	3	0	4	0	1	7	10.8
vs Winston-Salem St.	3/3/11	*	28	8-16	.500	1-1	1.000	5-6	.833	2	4	6	7.2	0	0	1	0	0	22	11.3
vs Livingstone	3/4/11	*	31	4-9	.444	0-1	.000	5-7	.714	3	8	11	7.4	5	1	1	1	0	13	11.3
Totals			28	682	120-240	.500	3-19	.158	74-115	.643	63	143	206	7.4	61	15	62	20	317	11.3

Season	gp-gs	min/avg	Total		3-Point		F-Throws		Rebounds				Scoring							
			fg-fga	pct	fg-fga	pct	ft-fta	pct	off	def	tot	avg	pf	fo	ast	to	blk	stl	pts	avg
2010-11	28-28	682/24.4	120-240	.500	3-19	.158	74-115	.643	63	143	206	7.4	61	1	15	62	20	31	317	11.3
TOTAL	28-28	682/24.4	120-240	.500	3-19	.158	74-115	.643	63	143	206	7.4	61	1	15	62	20	31	317	11.3



Classification: Senior
 Position: Forward/Center
 Height: 6-7
 Weight: 230
 Hometown: Jacksonville, FL
 High School:
 Major:

CAREER SINGLE-GAME HIGHS

Points: 17, vs Virginia State -- 3/2/11
 Rebounds: 15, at Chowan -- 1/8/11
 Assists: 2, Winston-Salem St. -- 02/26/11
 Steals: 2, St. Augustine's -- 2/14/11
 Blocks: 3, vs Winston-Salem St. -- 3/3/11
 FG made: 8, vs Virginia State -- 3/2/11
 FG attempts: 12, at Chowan -- 1/8/11
 FT made: 10, St. Augustine's -- 2/14/11
 FT attempts: 15, St. Augustine's -- 2/14/11

2010-11 Statistics

Opponent	Date	gs	min	Total		3-Pointers		Free throws		Rebounds								pts	avg		
				fg-fga	pct	3fg-fga	pct	ft-fga	pct	off	def	tot	avg	pf	a	t/o	blk			stl	
BARER-SCOTIA	11/12/10	*	14	0-3	.000	0-0	.000	4-6	.667	2	2	4	4.0	3	0	1	1	0	4	4.0	
ST. ANDREWS	11/15/10	*	19	4-11	.364	0-0	.000	3-3	1.000	9	2	11	7.5	2	1	2	2	0	11	7.5	
at Florida Tech	11/26/10	*	14	4-5	.800	0-0	.000	5-5	1.000	2	4	6	7.0	5	1	1	1	0	13	9.3	
vs Barry University	11/27/10	*	18	1-3	.333	0-0	.000	0-0	.000	0	1	1	5.5	4	2	0	0	1	2	7.5	
at Johnson & Wales	12/01/10	*	19	4-6	.667	0-0	.000	1-2	.500	4	4	8	6.0	3	0	2	0	0	9	7.8	
at East Carolina	12/4/10	*	19	2-6	.333	0-0	.000	0-0	.000	1	3	4	5.7	4	0	1	0	0	4	7.2	
at Virginia State	12-13-10	19	5-5	1.000	0-0	.000	0-0	.000	2	3	5	5.6	4	0	0	0	0	10	7.6		
at QUEENS	12/30/10	*	18	3-4	.750	0-0	.000	2-3	.667	1	2	3	5.3	5	1	2	1	0	8	7.6	
BOWIE STATE	1/6/11	*	26	5-10	.500	0-0	.000	3-5	.600	9	4	13	6.1	4	0	6	1	0	13	8.2	
at Chowan	1/8/11	*	27	6-12	.500	0-0	.000	5-7	.714	8	7	15	7.0	2	0	1	1	0	17	9.1	
at Elizabeth City State	1/10/11	*	26	4-9	.444	0-0	.000	1-2	.500	3	6	9	7.2	3	0	1	1	1	9	9.1	
VIRGINIA UNION	01/20/11	*	25	1-3	.333	0-0	.000	1-4	.250	2	6	8	7.3	4	0	1	0	2	3	8.6	
at Winston-Salem St.	01/22/11	*	10	2-3	.667	0-0	.000	2-2	1.000	1	0	1	6.8	5	2	3	1	0	6	8.4	
VIRGINIA STATE	01/26/11	*	23	6-8	.750	0-0	.000	3-9	.333	5	2	7	6.8	3	0	0	0	0	15	8.9	
JOHNSON C. SMITH	01/29/11	*	25	7-10	.700	0-0	.000	2-8	.250	7	5	12	7.1	3	1	2	1	1	16	9.3	
SHAW	01/31/11	*	24	5-8	.625	0-0	.000	3-8	.375	3	4	7	7.1	4	0	1	0	1	13	9.6	
at St. Augustine's	2/5/11		20	1-4	.250	0-0	.000	0-6	.000	2	3	5	7.0	2	0	1	1	0	2	9.1	
at Johnson C. Smith	02/07/11	*	15	3-4	.750	0-0	.000	2-2	1.000	1	4	5	6.9	5	1	2	1	0	8	9.1	
LIVINGSTONE COLLEGE	2/12/11	*	25	3-5	.600	0-0	.000	4-6	.667	5	6	11	7.1	1	0	1	1	0	10	9.1	
ST. AUGUSTINE'S	2/14/11	*	25	2-4	.500	0-0	.000	10-15	.667	2	4	6	7.1	2	0	2	2	2	14	9.4	
JOHNSON & WALES	02/16/11	*	12	1-2	.500	0-0	.000	3-4	.750	3	3	6	7.0	2	0	5	0	0	5	9.1	
at SHAW	02/19/11	*	24	4-10	.400	0-0	.000	2-2	1.000	5	2	7	7.0	4	1	1	0	0	10	9.2	
at Livingstone College	2/21/11	*	22	1-2	.500	0-0	.000	3-4	.750	1	5	6	7.0	4	1	2	0	1	5	9.0	
WINSTON-SALEM ST.	02/26/11		18	2-5	.400	0-0	.000	1-2	.500	1	0	1	6.7	2	2	1	0	1	5	8.8	
vs Virginia State	3/2/11		24	8-11	.727	0-0	.000	1-2	.500	6	5	11	6.9	3	0	1	1	1	17	9.2	
vs Winston-Salem St.	3/3/11		19	2-4	.500	0-0	.000	3-5	.600	3	4	7	6.9	4	0	3	3	0	7	9.1	
vs Livingstone	3/4/11		17	3-5	.600	0-0	.000	1-3	.333	2	3	5	6.8	3	1	3	1	0	7	9.0	
Totals			21	547	89-162	.549	0-0	.000	65-115	.565	90	94	184	6.8	90	14	46	20	11	243	9.0

Season	gp-gs	min/avg	Total		3-Point		F-Throws		Rebounds				Scoring							
			fg-fga	pct	fg-fga	pct	ft-fga	pct	off	def	tot	avg	pf	fo	ast	to	blk	stl	pts	avg
2010-11	27-21	547/20.3	89-162	.549	0-0	.000	65-115	.565	90	94	184	6.8	90	4	14	46	20	11	243	9.0
TOTAL	27-21	547/20.3	89-162	.549	0-0	.000	65-115	.565	90	94	184	6.8	90	4	14	46	20	11	243	9.0



Classification: Senior
 Position: Forward
 Height: 6-6
 Weight: 230
 Hometown: Raleigh, NC
 High School: Leesville Rose
 Major: Sociology

CAREER SINGLE-GAME HIGHS

Points: 9, Johnson & Wales -- 02/16/11
 Rebounds: 7, Winston-Salem St. -- 02/26/11
 Assists: 1, 8 times
 Steals: 2, Bowie State -- 1/6/11
 Blocks: 1, 5 times
 FG made: 3, Winston-Salem St. -- 02/26/11
 FG attempts: 7, Winston-Salem St. -- 02/26/11
 3FG made: 1, Johnson & Wales -- 02/16/11
 3FG attempts: 3, Johnson & Wales -- 02/16/11
 FT made: 2, 4 times
 FT attempts: 4, at St. Paul's -- 11/15/11

2010-11 Statistics

Opponent	Date	gs	min	Total		3-Pointers		Free throws		Rebounds				Other				pts	avg		
				fg-fga	pct	3fg-fga	pct	ft-fga	pct	off	def	tot	avg	pf	a	t/o	blk			stl	
BARER-SCOTIA	11/12/10		15	1-3	.333	0-0	.000	0-0	.000	1	2	3	3.0	2	0	1	0	0	2	2.0	
ST. ANDREWS	11/15/10		9	1-4	.250	0-0	.000	0-2	.000	1	3	4	3.5	1	1	1	0	0	2	2.0	
at Florida Tech	11/26/10		17	1-4	.250	0-0	.000	0-2	.000	0	2	2	3.0	3	1	2	0	0	2	2.0	
vs Barry University	11/27/10		7	1-2	.500	1-1	1.000	0-0	.000	1	1	2	2.8	1	0	0	0	1	3	2.3	
at Johnson & Wales	12/01/10		14	2-3	.667	0-0	.000	0-2	.000	2	1	3	2.8	3	0	0	1	0	4	2.6	
at East Carolina	12/4/10		7	0-2	.000	0-0	.000	0-0	.000	0	0	0	2.3	5	0	0	0	0	0	2.2	
at Virginia State	12-13-10		2	0-0	.000	0-0	.000	0-0	.000	0	0	0	2.0	1	0	0	0	0	0	1.9	
at QUEENS	12/30/10		22	2-3	.667	0-0	.000	2-3	.667	0	1	1	1.9	2	0	2	0	0	6	2.4	
BOWIE STATE	1/6/11		10	0-2	.000	0-0	.000	2-2	1.000	0	3	3	2.0	0	1	0	0	2	2	2.3	
at Chowan	1/8/11		6	1-2	.500	0-0	.000	0-0	.000	0	1	1	1.9	1	0	0	0	1	2	2.3	
at Elizabeth City State	1/10/11		8	0-0	.000	0-0	.000	0-0	.000	0	0	0	1.7	0	1	0	0	1	0	2.1	
LINCOLN	1/13/11	*	10	1-2	.500	0-0	.000	0-0	.000	1	4	5	2.0	3	0	0	1	0	2	2.1	
at St. Paul's	11/15/11		7	1-3	.333	0-0	.000	2-4	.500	2	3	5	2.2	1	0	2	0	0	4	2.2	
VIRGINIA UNION	01/20/11		5	0-2	.000	0-1	.000	1-2	.500	1	1	2	2.2	0	0	0	0	0	1	2.1	
at Winston-Salem St.	01/22/11		13	0-2	.000	0-0	.000	0-0	.000	2	2	4	2.3	3	1	1	0	1	0	2.0	
VIRGINIA STATE	01/26/11		11	3-4	.750	0-0	.000	0-0	.000	1	0	1	2.3	1	1	0	0	0	6	2.3	
JOHNSON C. SMITH	01/29/11		3	0-0	.000	0-0	.000	0-0	.000	0	0	0	2.1	1	0	0	1	0	0	2.1	
SHAW	01/31/11		13	1-4	.250	1-1	1.000	1-2	.500	2	2	4	2.2	0	0	0	0	0	4	2.2	
at St. Augustine's	2/5/11		8	0-0	.000	0-0	.000	0-0	.000	0	2	2	2.2	3	0	1	0	0	0	2.1	
at Johnson C. Smith	02/07/11		4	0-0	.000	0-0	.000	0-0	.000	0	0	0	2.1	0	0	0	0	0	0	2.0	
LIVINGSTONE COLLEGE	2/12/11		7	0-0	.000	0-0	.000	0-2	.000	1	1	2	2.1	1	1	1	1	0	0	1.9	
ST. AUGUSTINE'S	2/14/11		9	1-2	.500	0-0	.000	0-0	.000	0	0	0	2.0	3	0	1	0	1	2	1.9	
JOHNSON & WALES	02/16/11		16	3-7	.429	1-3	.333	2-4	.500	1	4	5	2.1	2	0	1	1	1	9	2.2	
at SHAW	02/19/11		6	0-0	.000	0-0	.000	0-0	.000	2	2	4	2.2	2	0	1	0	0	0	2.1	
WINSTON-SALEM ST.	02/26/11		21	3-7	.429	0-1	.000	1-2	.500	2	5	7	2.4	2	0	0	0	0	7	2.3	
vs Virginia State	3/2/11		6	1-1	1.000	0-0	.000	0-0	.000	0	0	0	2.3	3	0	0	0	0	2	2.3	
vs Winston-Salem St.	3/3/11		10	0-0	.000	0-0	.000	1-2	.500	0	0	0	2.2	0	1	0	0	0	1	2.3	
vs Livingstone	3/4/11		3	1-1	1.000	0-0	.000	0-0	.000	0	0	0	2.1	3	0	0	0	0	2	2.3	
Totals			1	269	24-60	.400	3-7	.429	12-29	.414	20	40	60	2.1	47	8	14	5	8	63	2.3

Season	gp-gs	min/avg	Total		3-Point		F-Throws		Rebounds				Scoring							
			fg-fga	pct	fg-fga	pct	ft-fga	pct	off	def	tot	avg	pf	fo	ast	to	blk	stl	pts	avg
2010-11	28-1	269/9.6	24-60	.400	3-7	.429	12-29	.414	20	40	60	2.1	47	1	8	14	5	8	63	2.3
TOTAL	28-1	269/9.6	24-60	.400	3-7	.429	12-29	.414	20	40	60	2.1	47	1	8	14	5	8	63	2.3



Classification: Senior
 Position: Guard
 Height: 6-2
 Weight: 195
 Hometown: Apex, NC
 High School:
 Major: Criminal Justice

CAREER SINGLE-GAME HIGHS

Points: 20, at St. Augustine's -- 2/5/11
 Rebounds: 12, vs Livingstone -- 3/4/11
 Assists: 4, Johnson C. Smith -- 01/29/11
 Steals: 6, vs Livingstone -- 3/4/11
 Blocks: 3, St. Augustine's -- 2/14/11
 FG made: 7, at St. Augustine's -- 2/5/11
 FG attempts: 17, vs Livingstone -- 3/4/11
 3FG made: 3, at Winston-Salem St. -- 1/22/11
 3FG attempts: 3, vs Winston-Salem St. -- 3/3/11
 FT made: 8, at Chowan -- 1/8/11
 FT attempts: 12, Bowie State -- 1/6/11

2010-11 Statistics

Opponent	Date	gs	min	Total		3-Pointers		Free throws		Rebounds					Scoring						
				fg-fga	pct	3fg-fga	pct	ft-fa	pct	off	def	tot	avg	pf	a	t/o	blk	stl	pts	avg	
BARER-SCOTIA	11/12/10		16	2-6	.333	0-0	.000	2-2	1.000	2	1	3	3.0	4	1	4	0	4	6	6.0	
ST. ANDREWS	11/15/10	*	16	0-8	.000	0-1	.000	2-5	.400	4	1	5	4.0	5	2	5	0	3	2	4.0	
at Florida Tech	11/26/10		15	2-4	.500	0-0	.000	3-4	.750	1	2	3	3.7	5	1	1	0	1	7	5.0	
vs Barry University	11/27/10		10	2-5	.400	1-3	.333	1-2	.500	1	0	1	3.0	1	2	2	0	2	6	5.3	
at Johnson & Wales	12/01/10		6	1-2	.500	0-0	.000	0-0	.000	1	0	1	2.6	5	0	3	0	1	2	4.6	
at East Carolina	12/4/10		9	2-3	.667	1-1	1.000	4-4	1.000	1	1	2	2.5	3	2	2	1	0	9	5.3	
at Virginia State	12-13-10		16	1-2	.500	0-0	.000	4-10	.400	0	2	2	2.4	3	1	1	2	1	6	5.4	
at QUEENS	12/30/10		24	4-8	.500	2-2	1.000	2-4	.500	3	5	8	3.1	3	1	4	0	1	12	6.3	
BOWIE STATE	1/6/11		24	2-6	.333	0-1	.000	8-12	.667	3	4	7	3.6	3	3	3	0	2	12	6.9	
at Chowan	1/8/11		27	2-5	.400	0-0	.000	8-9	.889	0	1	1	3.3	3	3	4	0	1	12	7.4	
at Elizabeth City State	1/10/11		22	3-4	.750	0-1	.000	2-8	.250	1	2	3	3.3	5	0	2	0	1	8	7.5	
LINCOLN	1/13/11	*	17	4-6	.667	0-0	.000	2-2	1.000	3	2	5	3.4	3	2	0	0	4	10	7.7	
at St. Paul's	11/15/11	*	20	4-6	.667	0-1	.000	0-2	.000	1	4	5	3.5	3	1	6	1	4	8	7.7	
VIRGINIA UNION	01/20/11	*	19	1-6	.167	0-0	.000	1-2	.500	4	4	8	3.9	2	0	0	1	0	3	7.4	
at Winston-Salem St.	01/22/11	*	30	7-11	.636	3-3	1.000	3-4	.750	1	5	6	4.0	3	1	3	0	5	20	8.2	
VIRGINIA STATE	01/26/11	*	20	4-8	.500	0-0	.000	2-4	.500	3	6	9	4.3	3	0	6	0	0	10	8.3	
JOHNSON C. SMITH	01/29/11	*	31	7-11	.636	1-1	1.000	1-2	.500	3	5	8	4.5	1	4	7	3	4	16	8.8	
SHAW	01/31/11	*	27	5-11	.455	0-1	.000	5-8	.625	5	1	6	4.6	5	3	3	0	2	15	9.1	
at St. Augustine's	2/5/11	*	29	7-11	.636	0-1	.000	6-8	.750	4	6	10	4.9	4	1	0	0	0	20	9.7	
at Johnson C. Smith	02/07/11	*	30	3-6	.500	0-0	.000	7-11	.636	2	5	7	5.0	3	3	7	0	4	13	9.9	
LIVINGSTONE COLLEGE	2/12/11	*	29	5-16	.313	0-1	.000	2-3	.667	7	3	10	5.2	2	2	1	1	2	12	10.0	
ST. AUGUSTINE'S	2/14/11	*	20	0-4	.000	0-0	.000	2-2	1.000	1	2	3	5.1	3	0	2	3	0	2	9.6	
JOHNSON & WALES	02/16/11	*	13	5-9	.556	0-1	.000	6-6	1.000	5	4	9	5.3	0	0	0	0	2	16	9.9	
at SHAW	02/19/11	*	9	2-3	.667	0-0	.000	0-0	.000	0	1	1	5.1	2	1	0	0	1	4	9.6	
WINSTON-SALEM ST.	02/26/11	*	4	0-2	.000	0-1	.000	0-0	.000	1	0	1	5.0	1	0	1	0	0	0	9.2	
vs Virginia State	3/2/11	*	23	1-7	.143	0-0	.000	4-6	.667	3	3	6	5.0	4	0	6	1	0	6	9.1	
vs Winston-Salem St.	3/3/11	*	26	3-7	.429	0-3	.000	2-4	.500	1	4	5	5.0	4	1	4	1	2	8	9.1	
vs Livingstone	3/4/11	*	40	5-17	.294	1-2	.500	3-5	.600	5	7	12	5.3	5	1	4	0	6	14	9.3	
Totals			18	572	84-194	.433	9-24	.375	82-129	.636	66	81	147	5.3	88	36	81	14	53	259	9.3

Season	gp-gs	min/avg	Total fg-fga	pct	3-Point fg-fga	pct	F-Throws ft-fa	pct	Rebounds off	def	tot	avg	pf	fo	ast	to	blk	stl	Scoring pts	avg
2010-11	28-18	572/20.4	84-194	.433	9-24	.375	82-129	.636	66	81	147	5.3	88	6	36	81	14	53	259	9.3
TOTAL	28-18	572/20.4	84-194	.433	9-24	.375	82-129	.636	66	81	147	5.3	88	6	36	81	14	53	259	9.3



#3 PAUL LANE

Classification: Sophomore
 Position: Forward
 Height: 6-6
 Weight: 195
 Hometown: Atlanta, GA
 High School: The Paideia School
 Major: Marketing

2009-2010

Games played: 19 **Rebounds/game:** 3.0
Minutes/game: 18.3 **Assists/game:** 0.3
Points/game: 4.8 **Turnovers/game:** 1.3
FG Pct: 40.7 **Assist/TO ratio:** 0.3
3FG Pct: 0.0 **Steals/game:** 0.9
FT Pct: 57.9 **Blocks/game:** 0.2

2009-2010	TOTAL			3-PTS			REBOUNDS																
GS	Min	FG	FGA	Pct	3FG	FGA	Pct	FT	FTA	Pct	Off	Def	Tot	Avg	PF	FO	A	TO	Blk	Stl	Pts	Avg	
Totals	12	347	35	86	.407	0	3	.000	22	38	.579	23	34	57	3.0	57	4	6	24	3	18	92	4.8



#4 SETH HAWKINS

Classification: Junior
 Position: Guard
 Height: 5-10
 Weight: 165
 Hometown: Greensboro, NC
 High School: Northeast Guilford
 Major: English

2010-2011

Games played: 25 **Rebounds/game:** 1.7
Minutes/game: 15.4 **Assists/game:** 2.5
Points/game: 4.8 **Turnovers/game:** 1.9
FG Pct: 38.2 **Assist/TO ratio:** 1.3
3FG Pct: 29.8 **Steals/game:** 1.4
FT Pct: 88.4

2010-2011	TOTAL			3-PTS			REBOUNDS																
GS	Min	FG	FGA	Pct	3FG	FGA	Pct	FT	FTA	Pct	Off	Def	Tot	Avg	PF	FO	A	TO	Blk	Stl	Pts	Avg	
Totals	0	385	34	89	.382	14	47	.298	38	43	.884	10	33	43	1.7	21	0	62	48	0	35	120	4.8



#5 TRAVIS MARCUS

Classification: Sophomore
 Position: Guard
 Height: 6-3
 Weight: 180
 Hometown: Washington, DC
 High School: Wheaton
 Major: Bus. Management

2010-2011

Games played: 20 **Rebounds/game:** 1.6
Minutes/game: 11.2 **Assists/game:** 0.6
Points/game: 3.1 **Turnovers/game:** 0.8
FG Pct: 43.4 **Assist/TO ratio:** 0.8
3FG Pct: 26.3 **Steals/game:** 0.5
FT Pct: 45.5

2010-2011	TOTAL			3-PTS			REBOUNDS																
GS	Min	FG	FGA	Pct	3FG	FGA	Pct	FT	FTA	Pct	Off	Def	Tot	Avg	PF	FO	A	TO	Blk	Stl	Pts	Avg	
Totals	1	224	23	53	.434	5	19	.263	10	22	.455	21	11	32	1.6	19	0	12	16	0	9	61	3.1



#10 PRESTON HOLMES

Classification: Freshman
 Position: Guard
 Height: 6-2
 Weight: 170

Hometown: Gastonia, NC
 High School: Forestview
 Major: Undecided



#11 ANDRE SAVON BEST

Classification: Junior
 Position: Guard
 Height: 6-1
 Weight: 185
 Hometown: Raleigh, NC
 High School: Southeast Raleigh
 Major: Biology

2009-2010

Games played: 26 **Rebounds/game:** 2.0
Minutes/game: 20.9 **Assists/game:** 4.3
Points/game: 4.3 **Turnovers/game:** 2.9
FG Pct: 28.6 **Assist/TO ratio:** 1.5
3FG Pct: 13.3 **Steals/game:** 1.5
FT Pct: 71.1 **Blocks/game:** 0.0

2009-2010		TOTAL			3-PTS			REBOUNDS															
GS	Min	FG	FGA	Pct	3FG	FGA	Pct	FT	FTA	Pct	Off	Def	Tot	Avg	PF	FO	A	TO	Blk	Stl	Pts	Avg	
Totals	24	543	28	98	.286	2	15	.133	54	76	.711	7	45	52	2.0	70	3	11	76	1	38	112	4.3



#12 ANTHONY SHELTON

Classification: Freshman
 Position: Guard
 Height: 6-1
 Weight: 170

Hometown: Cary, NC
 High School: Cary
 Major: Undecided



#14 LENTON DONNELL

Classification: Junior
 Position: Forward
 Height: 6-4
 Weight: 205
 Hometown: Wilmington, NC
 High School: E.A. Laney
 Major: Business Admin.

2009-2010

Games played: 22 **Rebounds/game: 1.6**
Minutes/game: 8.2 **Assists/game: 0.1**
Points/game: 2.9 **Turnovers/game: 0.8**
FG Pct: 36.4 **Assist/TO ratio: 0.2**
3FG Pct: 100.0 **Steals/game: 0.2**
FT Pct: 66.7 **Blocks/game: 0.2**

2009-2010		TOTAL			3-PTS			REBOUNDS															
GS	Min	FG	FGA	Pct	3FG	FGA	Pct	FT	FTA	Pct	Off	Def	Tot	Avg	PF	FO	A	TO	Blk	Stl	Pts	Avg	
Totals	0	181	20	55	.364	1	1	1.000	22	33	.667	12	23	35	1.6	28	0	3	17	4	4	63	2.9



#21 QUENTIN UNDERWOOD

Classification: Freshman
 Position: Forward
 Height: 6-5
 Weight: 190

Hometown: Holly Springs, NC
 High School: Holly Springs
 Major: Undecided



#42 TYRREL TATE

Classification: Sophomore
 Position: Forward
 Height: 6-5
 Weight: 210
 Hometown: Raleigh, NC
 High School: Millbrook
 Major: Business Admin.

2010-2011

Games played: 26 **Rebounds/game: 4.4**
Minutes/game: 18.0 **Assists/game: 0.4**
Points/game: 9.9 **Turnovers/game: 2.1**
FG Pct: 51.9 **Assist/TO ratio: 0.2**
3FG Pct: 28.6 **Steals/game: 0.6**
FT Pct: 57.5 **Blocks/game: 0.3**

2010-2011		TOTAL			3-PTS			REBOUNDS															
GS	Min	FG	FGA	Pct	3FG	FGA	Pct	FT	FTA	Pct	Off	Def	Tot	Avg	PF	FO	A	TO	Blk	Stl	Pts	Avg	
Totals	2	467	97	187	.519	2	7	.286	61	106	.575	43	71	114	4.4	86	4	11	55	7	15	257	9.9



THE STAT CREW SYSTEM
 Fayetteville State Combined Team Statistics (2010-11 Season Ending)
All games



RECORD:	OVERALL	HOME	AWAY	NEUTRAL
ALL GAMES	15-14	8-4	5-8	2-2
CONFERENCE	8-9	5-4	3-5	0-0
NON-CONFERENCE	7-5	3-0	2-3	2-2

#	Player	gp-gs	min	avg	Total			3-Point		F-Throw		Rebounds				pts				avg		
					fg-fga	fg%	3fg-fga	3fg%	ft-fga	ft%	off	def	tot	avg	pf	dq	a	to	blk		stl	
00	FIELDS,Sheldonte	18-6	169	9.4	14-29	.483	0-0	.000	6-14	.429	20	30	50	2.8	35	1	4	16	12	5	34	1.9
04	HAWKINS,Seth	28-3	454	16.2	43-120	.358	17-64	.266	39-44	.886	14	37	51	1.8	29	0	65	52	0	40	142	5.1
05	MARCUS,Travis	23-1	238	10.3	26-61	.426	5-19	.263	11-23	.478	23	12	35	1.5	19	0	13	16	0	9	68	3.0
10	ROBINSON,Ariel	26-10	402	15.5	81-221	.367	50-133	.376	14-21	.667	18	38	56	2.2	46	0	13	22	4	19	226	8.7
11	BEST,Andre	29-24	613	21.1	32-109	.294	2-15	.133	59-86	.686	8	53	61	2.1	77	3	125	80	1	44	125	4.3
12	JONES,JARRICK	27-2	303	11.2	32-72	.444	5-14	.357	19-25	.760	13	27	40	1.5	17	0	45	26	0	11	88	3.3
14	DONNELL,Lenton	24-0	183	7.6	20-55	.364	1-1	1.000	22-33	.667	12	24	36	1.5	28	0	3	17	4	4	63	2.6
15	THOMPSON,Devin	28-6	298	10.6	32-93	.344	18-65	.277	19-30	.633	5	17	22	0.8	22	0	5	18	0	8	101	3.6
20	BAXTER,Jarmel	28-22	550	19.6	75-198	.379	42-118	.356	32-46	.696	12	45	57	2.0	54	1	20	34	1	27	224	8.0
21	HERRINGTON,John	27-21	547	20.3	89-162	.549	0-0	.000	65-115	.565	90	94	184	6.8	90	4	14	46	20	11	243	9.0
22	PLUMMER,Tim	28-18	572	20.4	84-194	.433	9-24	.375	82-129	.636	66	81	147	5.3	88	6	36	81	14	53	259	9.3
24	JOHNSON,Dominique	28-1	269	9.6	24-60	.400	3-7	.429	12-29	.414	20	40	60	2.1	47	1	8	14	5	8	63	2.3
30	JONES,Joseph	3-1	19	6.3	1-6	.167	1-5	.200	0-0	.000	0	0	0	0.0	0	0	0	0	0	0	3	1.0
42	TATE,Tyrell	29-2	527	18.2	105-211	.498	2-7	.286	76-121	.628	47	82	129	4.4	93	4	11	62	7	16	288	9.9
44	EVANS,Sidney	28-28	682	24.4	120-240	.500	3-19	.158	74-115	.643	63	143	206	7.4	61	1	15	62	20	31	317	11.3
Team											60	62	122				8					
Total.....		29	5826		778-1831	.425	158-491	.322	530-831	.638	471	785	1256	43.3	706	21	377	554	88	286	2244	77.4
Opponents.....		29	5825		713-1678	.425	145-469	.309	578-878	.658	358	737	1095	37.8	630	-	333	565	91	231	2149	74.1

TEAM STATISTICS	FSU-M	OPP	Date	Opponent	Score	Att.
SCORING	2244	2149	11/12/10	BARER-SCOTIA	w 83-70	1931
Points per game	77.4	74.1	11/15/10	ST. ANDREWS	w 83-73	2981
Scoring margin	+3.3	-	11/26/10	at Florida Tech	L 98-101	135
FIELD GOALS-ATT	778-1831	713-1678	11/27/10	vs Barry University	L 75-91	0
Field goal pct	.425	.425	12/01/10	at Johnson & Wales	w 126-62	231
3 POINT FG-ATT	158-491	145-469	12/4/10	at East Carolina	L 70-91	3893
3-point FG pct	.322	.309	12-13-10	at Virginia State	w 80-76	300
3-pt FG made per game	5.4	5.0	12/30/10	at QUEENS	L 77-79	275
FREE THROWS-ATT	530-831	578-878	* 1/6/11	BOWIE STATE	L 66-78	987
Free throw pct	.638	.658	* 1/8/11	at Chowan	w 88-84	427
F-Throws made per game	18.3	19.9	* 1/10/11	at Elizabeth City State	L 58-60	3683
REBOUNDS	1256	1095	* 1/13/11	LINCOLN	w 74-59	1463
Rebounds per game	43.3	37.8	* 11/15/11	at St. Paul's	w 79-71	0
Rebounding margin	+5.6	-	* 01/20/11	VIRGINIA UNION	L 66-78	0
ASSISTS	377	333	* 01/22/11	at Winston-Salem St.	L 62-76	3200
Assists per game	13.0	11.5	* 01/26/11	VIRGINIA STATE	w 84-74	1462
TURNOVERS	554	565	* 01/29/11	JOHNSON C. SMITH	w 77-73	0
Turnovers per game	19.1	19.5	* 01/31/11	SHAW	L 78-89	1394
Turnover margin	+0.4	-	* 2/5/11	at St. Augustine's	w 77-68	756
Assist/turnover ratio	0.7	0.6	* 02/07/11	at Johnson C. Smith	L 79-89	1183
STEALS	286	231	* 2/12/11	LIVINGSTONE COLLEGE	w 92-78	3125
Steals per game	9.9	8.0	* 2/14/11	ST. AUGUSTINE'S	w 75-64	0
BLOCKS	88	91	02/16/11	JOHNSON & WALES	w 91-47	538
Blocks per game	3.0	3.1	* 02/19/11	at SHAW	L 70-84	989
ATTENDANCE	18475	15804	* 2/21/11	at Livingstone College	L 56-58	732
Home games-Avg/Game	12-1540	13-1216	* 02/26/11	WINSTON-SALEM ST.	L 69-74	4594
Neutral site-Avg/Game	-	4-0	3/2/11	vs Virginia State	w 74-58	0
Score by Periods	1st	2nd	OT	Totals		
Fayetteville State	1065	1167	12	2244		
Opponents	1014	1113	22	2149		

* - Conference game



THE STAT CREW SYSTEM
 Fayetteville State Extended Season Box Score (2010-11 Season Ending)
All games



RECORD:	OVERALL	HOME	AWAY	NEUTRAL
ALL GAMES	15-14	8-4	5-8	2-2
CONFERENCE	8-9	5-4	3-5	0-0
NON-CONFERENCE	7-5	3-0	2-3	2-2

#	Player	gp	gs	min	avg	Total										pts	avg										
						fg	fga	fg%	3fg	3fga	3fg%	ft	fta	ft%	off			def	tot	avg	pf	dq	a	a/q	to	to/q	at/o
00	FIELDS,Sheldont	18-6	169	9.4	14-29	483	0-0	000	6-14	.429	20	30	50	2.8	35	1	4	0.22	16	0.89	0.25	12	0.67	5	0.28	34	1.9
04	HAWKINS,Seih	28-3	454	16.2	43-120	368	17-64	266	39-44	.886	14	37	51	1.8	29	0	65	2.32	52	1.86	1.25	0	0.00	40	1.43	142	5.1
05	MARCUS,Travis	23-1	238	10.3	26-61	426	5-19	263	11-23	.478	23	12	35	1.5	19	0	13	0.57	16	0.70	0.81	0	0.00	9	0.39	68	3.0
10	ROBINSON,Ariel	26-10	402	15.5	81-221	367	50-133	376	14-21	.667	18	38	56	2.2	46	0	13	0.50	22	0.85	0.59	4	0.15	19	0.73	226	8.7
11	BEST,Andie	29-24	613	21.1	32-109	294	2-15	133	59-86	.666	8	53	61	2.1	77	3	125	4.31	80	2.76	1.56	1	0.03	44	1.52	125	4.3
12	JONES,JARRICK	27-2	303	11.2	32-72	444	5-14	357	19-25	.760	13	27	40	1.5	17	0	45	1.67	26	0.96	1.73	0	0.00	11	0.41	88	3.3
14	DONNELL,Lenton	24-0	183	7.6	20-55	364	1-1	1000	22-33	.667	12	24	36	1.5	28	0	3	0.13	17	0.71	0.18	4	0.17	4	0.17	63	2.6
15	THOMPSON,Devin	28-6	298	10.6	32-93	344	18-65	277	19-30	.633	5	17	22	0.8	22	0	5	0.18	18	0.64	0.28	0	0.00	8	0.29	101	3.6
20	BAXTER,Jammel	28-22	550	19.6	75-198	379	42-118	356	32-46	.696	12	45	57	2.0	54	1	20	0.71	34	1.21	0.59	1	0.04	27	0.96	224	8.0
21	HERRINGTON,John	27-21	547	20.3	89-162	549	0-0	000	65-115	.565	90	94	184	6.8	90	4	14	0.52	46	1.70	0.30	20	0.74	11	0.41	243	9.0
22	PLUMMER,Tim	28-18	572	20.4	84-194	433	9-24	375	82-129	.636	66	81	147	5.3	88	6	36	1.29	81	2.89	0.44	14	0.50	53	1.89	259	9.3
24	JOHNSON,Dominique	28-1	269	9.6	24-60	400	3-7	429	12-29	.414	20	40	60	2.1	47	1	8	0.29	14	0.50	0.57	5	0.18	8	0.29	63	2.3
30	JONES,Joseph	3-1	19	6.3	1-6	167	1-5	200	0-0	.000	0	0	0	0.0	0	0	0	0.00	0	0.00	0.00	0	0.00	0	0.00	3	1.0
42	TATE,Tyrell	29-2	527	18.2	105-211	498	2-7	286	76-121	.628	47	82	129	4.4	93	4	11	0.38	62	2.14	0.18	7	0.24	16	0.55	288	9.9
44	EVANS,Sidney	28-28	682	24.4	120-240	500	3-19	158	74-115	.643	63	143	206	7.4	61	1	15	0.54	62	2.21	0.24	20	0.71	31	1.11	317	11.3
Total.....		29	5826	778-1831	425	158-491	322	530-831	.638	471	785	1256	43.3	706	21	377	13.00	554	19.10	0.68	88	3.03	286	9.86	2244	77.4	
Opponents.....		29	5825	713-1678	425	145-469	309	578-878	.658	358	737	1095	37.8	630	-	333	11.48	565	19.48	0.59	91	3.14	231	7.97	2149	74.1	

Score by Periods	1st	2nd	OT	Totals
Fayetteville State	1065	1167	12	2244
Opponents	1014	1113	22	2149



THE STAT CREW SYSTEM
 Fayetteville State Category Leaders (2010-11 Season Ending)
All games



Points	G	Pts	Pts/G
EVANS,Sidney	28	317	11.3
TATE,Tyrell	29	288	9.9
PLUMMER,Tim	28	259	9.3
HERRINGTON,John	27	243	9.0
ROBINSON,Ariel	26	226	8.7
BAXTER,Jarmel	28	224	8.0
HAWKINS,Seth	28	142	5.1
BEST,Andre	29	125	4.3
THOMPSON,Devin	28	101	3.6
JONES,JARRICK	27	88	3.3
MARCUS,Travis	23	68	3.0
JOHNSON,Dominique	28	63	2.3
DONNELL,Lenton	24	63	2.6

Scoring Average	G	Pts	Avg/G
EVANS,Sidney	28	317	11.3
TATE,Tyrell	29	288	9.9
PLUMMER,Tim	28	259	9.3
HERRINGTON,John	27	243	9.0
ROBINSON,Ariel	26	226	8.7
BAXTER,Jarmel	28	224	8.0
HAWKINS,Seth	28	142	5.1
BEST,Andre	29	125	4.3
THOMPSON,Devin	28	101	3.6
JONES,JARRICK	27	88	3.3
MARCUS,Travis	23	68	3.0
DONNELL,Lenton	24	63	2.6

FG Percentage	FG	Att	Pct
HERRINGTON,John	89	162	.549
EVANS,Sidney	120	240	.500
TATE,Tyrell	105	211	.498
FIELDS,Sheldonte	14	29	.483
JONES,JARRICK	32	72	.444
PLUMMER,Tim	84	194	.433
MARCUS,Travis	26	61	.426
JOHNSON,Dominique	24	60	.400
BAXTER,Jarmel	75	198	.379
ROBINSON,Ariel	81	221	.367
DONNELL,Lenton	20	55	.364
HAWKINS,Seth	43	120	.358

Field Goal Attempts	G	Att	Att/G
EVANS,Sidney	28	240	8.6
ROBINSON,Ariel	26	221	8.5
TATE,Tyrell	29	211	7.3
BAXTER,Jarmel	28	198	7.1
PLUMMER,Tim	28	194	6.9

Field Goals Made	G	Made	Made/G
EVANS,Sidney	28	120	4.3
TATE,Tyrell	29	105	3.6
HERRINGTON,John	27	89	3.3
PLUMMER,Tim	28	84	3.0
ROBINSON,Ariel	26	81	3.1

3-Point Percentage	3FG	Att	Pct
DONNELL,Lenton	1	1	1.000
JOHNSON,Dominique	3	7	.429
ROBINSON,Ariel	50	133	.376
PLUMMER,Tim	9	24	.375
JONES,JARRICK	5	14	.357
BAXTER,Jarmel	42	118	.356
TATE,Tyrell	2	7	.286
THOMPSON,Devin	18	65	.277
HAWKINS,Seth	17	64	.266
MARCUS,Travis	5	19	.263
JONES,Joseph	1	5	.200
EVANS,Sidney	3	19	.158

3-Point FG Attempts	G	Att	Att/G
ROBINSON,Ariel	26	133	5.1
BAXTER,Jarmel	28	118	4.2
THOMPSON,Devin	28	65	2.3
HAWKINS,Seth	28	64	2.3
PLUMMER,Tim	28	24	0.9

3-Point FG Made	G	Made	Made/G
ROBINSON,Ariel	26	50	1.9
BAXTER,Jarmel	28	42	1.5
THOMPSON,Devin	28	18	0.6
HAWKINS,Seth	28	17	0.6
PLUMMER,Tim	28	9	0.3

Free Throw Percent	FG	Att	Pct
HAWKINS,Seth	39	44	.886
JONES,JARRICK	19	25	.760
BAXTER,Jarmel	32	46	.696
BEST,Andre	59	86	.686
ROBINSON,Ariel	14	21	.667
DONNELL,Lenton	22	33	.667
EVANS,Sidney	74	115	.643
PLUMMER,Tim	82	129	.636
THOMPSON,Devin	19	30	.633
TATE,Tyrell	76	121	.628
HERRINGTON,John	65	115	.565
MARCUS,Travis	11	23	.478

Free Throw Attempts	G	Att	Att/G
PLUMMER,Tim	28	129	4.6
TATE,Tyrell	29	121	4.2
EVANS,Sidney	28	115	4.1
HERRINGTON,John	27	115	4.3
BEST,Andre	29	86	3.0

Free Throws Made	G	Made	Made/G
PLUMMER,Tim	28	82	2.9
TATE,Tyrell	29	76	2.6
EVANS,Sidney	28	74	2.6
HERRINGTON,John	27	65	2.4
BEST,Andre	29	59	2.0



THE STAT CREW SYSTEM
 Fayetteville State Category Leaders (2010-11 Season Ending)
All games



Rebounds	G	Reb	Reb/G
EVANS,Sidney	28	206	7.4
HERRINGTON,John	27	184	6.8
PLUMMER,Tim	28	147	5.3
TATE,Tyrell	29	129	4.4
BEST,Andre	29	61	2.1

Assists	G	No.	Ast/G
BEST,Andre	29	125	4.3
HAWKINS,Seth	28	65	2.3
JONES,JARRICK	27	45	1.7
PLUMMER,Tim	28	36	1.3
BAXTER,Jarmel	28	20	0.7

Rebound Average	G	Reb	Avg/G
EVANS,Sidney	28	206	7.4
HERRINGTON,John	27	184	6.8
PLUMMER,Tim	28	147	5.3
TATE,Tyrell	29	129	4.4
FIELDS,Sheldonte	18	50	2.8

Steals	G	No.	Stl/G
PLUMMER,Tim	28	53	1.9
BEST,Andre	29	44	1.5
HAWKINS,Seth	28	40	1.4
EVANS,Sidney	28	31	1.1
BAXTER,Jarmel	28	27	1.0

Offensive Rebounds	G	No.	Avg/G
HERRINGTON,John	27	90	3.3
PLUMMER,Tim	28	66	2.4
EVANS,Sidney	28	63	2.3
TATE,Tyrell	29	47	1.6
MARCUS,Travis	23	23	1.0

Blocked Shots	G	No.	Blk/G
EVANS,Sidney	28	20	0.7
HERRINGTON,John	27	20	0.7
PLUMMER,Tim	28	14	0.5
FIELDS,Sheldonte	18	12	0.7
TATE,Tyrell	29	7	0.2

Defensive Rebounds	G	No.	Avg/G
EVANS,Sidney	28	143	5.1
HERRINGTON,John	27	94	3.5
TATE,Tyrell	29	82	2.8
PLUMMER,Tim	28	81	2.9
BEST,Andre	29	53	1.8

Minutes	G	No.	Min/G
EVANS,Sidney	28	682	24.4
BEST,Andre	29	613	21.1
PLUMMER,Tim	28	572	20.4
BAXTER,Jarmel	28	550	19.6
HERRINGTON,John	27	547	20.3

Fouls	G	No.	Per/G
TATE,Tyrell	29	93	3.2
HERRINGTON,John	27	90	3.3
PLUMMER,Tim	28	88	3.1
BEST,Andre	29	77	2.7
EVANS,Sidney	28	61	2.2

Turnovers	G	No.	TO/G
PLUMMER,Tim	28	81	2.9
BEST,Andre	29	80	2.8
EVANS,Sidney	28	62	2.2
TATE,Tyrell	29	62	2.1
HAWKINS,Seth	28	52	1.9

Foulouts	G	No.
PLUMMER,Tim	28	6
HERRINGTON,John	27	4
TATE,Tyrell	29	4
BEST,Andre	29	3
JOHNSON,Dominique	28	1
BAXTER,Jarmel	28	1
EVANS,Sidney	28	1
FIELDS,Sheldonte	18	1



THE STAT CREW SYSTEM
 Fayetteville State Points-Rebounds-Assists (2010-11 Season Ending)
All games



Opponent	Date	Score		00	04	05	10	11	12	14
				FIELDS,SHE	HAWKINS,SE	MARCUS,TRA	ROBINSON,A	BEST,ANDRE	JONES,JARR	DONNELL,E
BARER-SCOTIA	11/12/10	83-70	w	DNP	3-5-5	0-0-0	14-2-2	11-4-2	3-1-3	1-4-0
ST. ANDREWS	11/15/10	83-73	w	DNP	6-8-4	0-0-0	DNP	7-2-4	4-3-1	6-0-0
at Florida Tech	11/26/10	98-101	L	DNP	0-1-8	DNP	18-0-2	9-3-1	4-0-1	4-3-0
vs Barry University	11/27/10	75-91	L	DNP	2-0-1	DNP	12-2-2	8-3-9	0-0-1	2-3-0
at Johnson & Wales	12/01/10	126-62	w	DNP	8-3-2	7-5-1	26-3-1	9-0-7	8-2-8	9-3-0
at East Carolina	12/4/10	70-91	L	DNP	3-1-0	0-1-0	8-7-0	0-0-0	6-4-3	6-1-1
at Virginia State	12-13-10	80-76	w	DNP	2-0-1	DNP	22-1-0	1-1-5	2-1-2	0-2-1
at QUEENS	12/30/10	77-79	L	DNP	2-2-2	DNP	12-4-0	3-1-5	0-0-2	2-1-0
BOWIE STATE	1/6/11	66-78	L	DNP	2-4-2	DNP	10-9-0	3-4-1	0-0-3	0-0-0
at Chowan	1/8/11	88-84	w	2-1-2	3-0-2	1-0-0	7-2-1	2-2-5	2-1-0	DNP
at Elizabeth City State	1/10/11	58-60	L	0-0-0	5-0-0	2-1-0	3-3-1	3-1-4	0-3-1	DNP
LINCOLN	1/13/11	74-59	w	3-5-1	0-0-1	3-2-1	17-5-0	4-0-7	3-2-4	2-2-0
at St. Paul's	11/15/11	79-71	w	2-2-0	2-0-0	9-3-0	2-1-1	7-5-6	0-1-0	2-0-0
VIRGINIA UNION	01/20/11	66-78	L	3-5-0	DNP	2-1-0	8-0-0	7-3-7	5-4-2	9-4-0
at Winston-Salem St.	01/22/11	62-76	L	4-1-0	0-0-1	0-0-0	DNP	4-4-5	2-1-1	0-2-0
VIRGINIA STATE	01/26/11	84-74	w	0-0-0	4-0-4	2-2-2	DNP	1-5-4	DNP	0-0-0
JOHNSON C. SMITH	01/29/11	77-73	w	DNP	4-3-2	0-2-2	0-0-0	1-2-7	4-1-1	2-2-0
SHAW	01/31/11	78-89	L	DNP	2-1-2	0-0-0	11-1-1	3-0-5	8-3-2	1-1-0
at St. Augustine's	2/5/11	77-68	w	2-1-0	7-3-2	0-0-0	7-1-0	5-1-6	1-2-1	2-1-0
at Johnson C. Smith	02/07/11	79-89	L	4-2-1	11-1-7	9-3-2	0-0-0	0-1-1	0-0-1	0-0-0
LIVINGSTONE COLLEGE	2/12/11	92-78	w	0-1-0	13-4-4	DNP	14-0-0	5-5-5	2-0-1	4-0-0
ST. AUGUSTINE'S	2/14/11	75-64	w	0-3-0	9-2-2	1-0-0	5-5-0	4-1-1	7-1-2	0-1-0
JOHNSON & WALES	02/16/11	91-47	w	2-6-0	2-1-4	10-4-1	2-1-0	1-2-4	10-2-3	11-5-1
at SHAW	02/19/11	70-84	L	0-0-0	5-2-2	3-0-1	6-2-0	4-2-6	DNP	DNP
at Livingstone College	2/21/11	56-58	L	5-7-0	8-1-2	10-6-1	2-1-0	6-0-0	7-1-0	0-0-0
WINSTON-SALEM ST.	02/26/11	69-74	L	0-0-0	17-1-2	2-2-1	6-1-1	4-0-4	3-2-1	DNP
vs Virginia State	3/2/11	74-58	w	2-4-0	5-2-1	7-3-1	3-1-0	5-6-3	3-1-1	0-1-0
vs Winston-Salem St.	3/3/11	66-63	w	2-5-0	4-5-2	0-0-0	6-3-1	7-2-7	0-0-0	DNP
vs Livingstone	3/4/11	71-81	L	3-7-0	13-1-0	0-0-0	5-1-0	1-1-4	4-4-0	0-0-0

Opponent	Date	Score		15	20	22	24	30	33	42
				THOMPSON,D	BAXTER,JAR	PLUMMER,TI	JOHNSON,DO	JONES,JOSE	HERRINGTON	TATE,TYREL
BARER-SCOTIA	11/12/10	83-70	w	6-4-0	16-0-1	6-3-1	2-3-0	DNP	4-4-0	12-6-0
ST. ANDREWS	11/15/10	83-73	w	DNP	25-3-0	2-5-2	2-4-1	DNP	11-11-1	8-2-0
at Florida Tech	11/26/10	98-101	L	8-1-0	5-1-1	7-3-1	2-2-1	DNP	13-6-1	4-4-1
vs Barry University	11/27/10	75-91	L	5-0-0	13-4-1	6-1-2	3-2-0	DNP	2-1-2	9-4-0
at Johnson & Wales	12/01/10	126-62	w	11-4-0	12-0-0	2-1-0	4-3-0	DNP	9-8-0	14-7-1
at East Carolina	12/4/10	70-91	L	0-1-1	10-4-2	9-2-2	0-0-0	0-0-0	4-4-0	14-7-1
at Virginia State	12-13-10	80-76	w	2-0-0	10-4-1	6-2-1	0-0-0	3-0-0	10-5-0	7-4-1
at QUEENS	12/30/10	77-79	L	3-3-0	10-1-2	12-8-1	6-1-0	0-0-0	8-3-1	8-3-0
BOWIE STATE	1/6/11	66-78	L	0-0-0	3-4-0	12-7-3	2-3-1	DNP	13-13-0	9-2-1
at Chowan	1/8/11	88-84	w	6-1-0	10-2-0	12-1-3	2-1-0	DNP	17-15-0	17-4-0
at Elizabeth City State	1/10/11	58-60	L	9-2-1	9-2-0	8-3-0	0-0-1	DNP	9-9-0	6-2-0
LINCOLN	1/13/11	74-59	w	7-1-2	9-3-0	10-5-2	2-5-0	DNP	DNP	3-6-0
at St. Paul's	11/15/11	79-71	w	3-0-0	6-0-0	8-5-1	4-5-0	DNP	DNP	15-8-1
VIRGINIA UNION	01/20/11	66-78	L	16-0-0	2-2-2	3-8-0	1-2-0	DNP	3-8-0	7-5-0
at Winston-Salem St.	01/22/11	62-76	L	4-1-0	8-3-1	20-6-1	0-4-1	DNP	6-1-2	7-3-0
VIRGINIA STATE	01/26/11	84-74	w	6-0-0	8-1-2	10-9-0	6-1-1	DNP	15-7-0	21-3-0
JOHNSON C. SMITH	01/29/11	77-73	w	2-0-0	10-2-0	16-8-4	0-0-0	DNP	16-12-1	11-5-1
SHAW	01/31/11	78-89	L	0-0-0	7-4-0	15-6-3	4-4-0	DNP	13-7-0	2-2-1
at St. Augustine's	2/5/11	77-68	w	0-0-0	3-0-0	20-10-1	0-2-0	DNP	2-5-0	5-4-0
at Johnson C. Smith	02/07/11	79-89	L	0-0-0	6-3-0	13-7-3	0-0-0	DNP	8-5-1	18-4-0
LIVINGSTONE COLLEGE	2/12/11	92-78	w	0-0-0	10-3-1	12-10-2	0-2-1	DNP	10-11-0	8-4-0
ST. AUGUSTINE'S	2/14/11	75-64	w	2-0-0	7-0-3	2-3-0	2-0-0	DNP	14-6-0	13-7-0
JOHNSON & WALES	02/16/11	91-47	w	7-1-1	2-4-0	16-9-0	9-5-0	DNP	5-6-0	6-1-0
at SHAW	02/19/11	70-84	L	0-0-0	15-1-1	4-1-1	0-4-0	DNP	10-7-1	9-3-0
at Livingstone College	2/21/11	56-58	L	0-0-0	3-1-0	DNP	DNP	DNP	5-6-1	8-8-0
WINSTON-SALEM ST.	02/26/11	69-74	L	0-1-0	5-2-0	0-1-0	7-7-0	DNP	5-1-2	16-6-3
vs Virginia State	3/2/11	74-58	w	0-0-0	0-0-2	6-6-0	2-0-0	DNP	17-11-0	17-5-0
vs Winston-Salem St.	3/3/11	66-63	w	4-1-0	0-3-0	8-5-1	1-0-1	DNP	7-7-0	5-3-0
vs Livingstone	3/4/11	71-81	L	0-1-0	DNP	14-12-1	2-0-0	DNP	7-5-1	9-7-0

Opponent	Date	Score		44 EVANS,SIDN
BARER-SCOTIA	11/12/10	83-70	w	5-8-0
ST. ANDREWS	11/15/10	83-73	w	12-10-1
at Florida Tech	11/26/10	98-101	L	24-13-0
vs Barry University	11/27/10	75-91	L	13-8-1
at Johnson & Wales	12/01/10	126-62	w	7-4-1
at East Carolina	12/4/10	70-91	L	10-6-1
at Virginia State	12-13-10	80-76	w	15-10-2
at QUEENS	12/30/10	77-79	L	11-0-0
BOWIE STATE	1/6/11	66-78	L	12-9-0
at Chowan	1/8/11	88-84	w	7-7-0
at Elizabeth City State	1/10/11	58-60	L	4-7-0
LINCOLN	1/13/11	74-59	w	11-6-1
at St. Paul's	11/15/11	79-71	w	19-10-0
VIRGINIA UNION	01/20/11	66-78	L	DNP
at Winston-Salem St.	01/22/11	62-76	L	7-6-0
VIRGINIA STATE	01/26/11	84-74	w	11-3-2
JOHNSON C. SMITH	01/29/11	77-73	w	11-13-0
SHAW	01/31/11	78-89	L	12-3-0
at St. Augustine's	2/5/11	77-68	w	23-19-0
at Johnson C. Smith	02/07/11	79-89	L	10-5-0
LIVINGSTONE COLLEGE	2/12/11	92-78	w	14-9-3
ST. AUGUSTINE'S	2/14/11	75-64	w	9-5-2
JOHNSON & WALES	02/16/11	91-47	w	8-5-0
at SHAW	02/19/11	70-84	L	14-6-0
at Livingstone College	2/21/11	56-58	L	2-5-0
WINSTON-SALEM ST.	02/26/11	69-74	L	4-5-0
vs Virginia State	3/2/11	74-58	w	7-7-0
vs Winston-Salem St.	3/3/11	66-63	w	22-6-0
vs Livingstone	3/4/11	71-81	L	13-11-1



THE STAT CREW SYSTEM

Fayetteville State Individual Double-Doubles (2010-11 Season Ending)

All games

EVANS,Sidney 12 pts, 10 reb; ST. ANDREWS, 11/15/10
 EVANS,Sidney 24 pts, 13 reb; at Florida Tech, 11/26/10
 EVANS,Sidney 15 pts, 10 reb; at Virginia State, 12-13-10
 EVANS,Sidney 19 pts, 10 reb; at St. Paul's, 11/15/11
 EVANS,Sidney 11 pts, 13 reb; JOHNSON C. SMITH, 01/29/11
 EVANS,Sidney 23 pts, 19 reb; at St. Augustine's, 2/5/11
 EVANS,Sidney 13 pts, 11 reb; vs Livingstone, 3/4/11
 HERRINGTON,John 11 pts, 11 reb; ST. ANDREWS, 11/15/10
 HERRINGTON,John 13 pts, 13 reb; BOWIE STATE, 1/6/11
 HERRINGTON,John 17 pts, 15 reb; at Chowan, 1/8/11
 HERRINGTON,John 16 pts, 12 reb; JOHNSON C. SMITH, 01/29/11
 HERRINGTON,John 10 pts, 11 reb; LIVINGSTONE COLLEGE, 2/12/11
 HERRINGTON,John 17 pts, 11 reb; vs Virginia State, 3/2/11
 PLUMMER,Tim 20 pts, 10 reb; at St. Augustine's, 2/5/11
 PLUMMER,Tim 12 pts, 10 reb; LIVINGSTONE COLLEGE, 2/12/11
 PLUMMER,Tim 14 pts, 12 reb; vs Livingstone, 3/4/11

47 ^a	1991-92	Jeff Capel	1 st Round Quarter Final	Broncos 78 Livingstone 71	NC Central 64 Broncos 69	Richmond, VA	
48 ^a	1992-93	Jeff Capel	1 st Round	Saint Paul's 73	Broncos 62	Richmond, VA	
49 ^a	1993-94	Ricky Duckett	1 st Round Quarter Final Semi-Final	Broncos 67 Broncos 86 Virginia Union 83	Bowie State 66 Elizabeth City State 79 Broncos 78	Winston-Salem, NC	
50 ^a	1994-95	Ricky Duckett	1 st Round	Saint Paul's 79	Broncos 73	Winston-Salem, NC	
51 ^a	1995-96	Ricky Duckett	1 st Round	Saint Paul's 89	Broncos 79	Winston-Salem, NC	
52 ^a	1996-97	Ricky Duckett	1 st Round Quarter Final Semi-Final Championship	Broncos 58 Broncos 78 Broncos 73 Saint Augustine's 70	Bowie State 53 Saint Paul's 57 Winston-Salem State 66 Broncos 64	Winston-Salem, NC	
53 ^a	1997-98	Ricky Duckett	1 st Round	Virginia State 77	Broncos 77	Winston-Salem, NC	
54 ^a	1998-99	Mike Bernard	1 st Round	Bowie State 72	Broncos 59	Winston-Salem, NC	
55 ^a	1999-00	Mike Bernard	1 st Round Quarter Final	Broncos 61 Virginia Union 81	Shaw 46 Broncos 55	Raleigh, NC	
56 ^a	2000-01	Mike Bernard	1 st Round Quarter Final Semi-Final Championship	Broncos 74 Broncos 82 Broncos 79 Johnson C. Smith 84	Elizabeth City State 68 Virginia State 75 Winston-Salem State 74 Broncos 82 (OT)	Raleigh, NC	
57 ^a	2001-02	Mike Bernard	1 st Round Quarter Final	Broncos 50 Bowie State 66	Saint Paul's 45 Broncos 63	Raleigh, NC	
58 ^a	2002-03	Sam Hanger	1 st Round Quarter Finals	Broncos 61 NC Central 85	Saint Paul's 52 Broncos 75	Raleigh, NC	
59 ^a	2003-2004	Sam Hanger	Quarter Finals Semi-Finals	Broncos 73 NC Central 78	Shaw 56 Broncos 74	Raleigh, NC 2 nd West Div	
60 ^a	2004-05	Sam Hanger	1 st Round Quarter Finals Semi-Finals Championship	Broncos 72 Broncos 61 Broncos 68 Virginia Union 82	Livingstone 54 Bowie State 59 Johnson C. Smith 63 Broncos 71	Raleigh, NC	4 th West
61 ^a	2005-06	Sam Hanger	1 st Round	Virginia State 78	Broncos		
62 ^a	2006-07	Sam Hanger	1 st Round	Saint Augustine's 61	Broncos 60	Charlotte, NC	
63 ^a	2007-08	Sam Hanger	Quarter Finals Semi-Finals Championship	Broncos 67 Broncos 67 Johnson C. Smith 65	Elizabeth City State 62 Bowie State 65 Broncos 57	Charlotte, NC	
64 ^a	2008-09	Sam Hanger	1 st Round Quarter Finals	Broncos 70 Virginia Union 71	Livingstone 67 Broncos 55	Charlotte, NC	
65 ^a	2009-10	Alphonza Kee	1 st Round	Elizabeth City State 70	Broncos 59	Charlotte, NC	
66 ^a	2010-11	Alphonza Kee	1 st Round Quarter Finals Semi-Finals	Broncos 75 Broncos 66 Livingstone 81	Virginia State 58 Winston-Salem State 63 Broncos 71 (OT)	Charlotte, NC	
NCAA Division II - South Atlantic Regional							
	1992-93	Jeff Capel	1 st Round Consolation	Virginia Union 67 Alabama A & M 79	Broncos 38 Broncos 62	Fayetteville, NC	
NCAA Southeastern Regional - College Division							
	1972-73	Tom Reeves	1 st Round Quarter Final Semi-Final Consolation	Broncos 95 Broncos 81 Broncos 81	Eckerd (NY) 66 Old Dominion 80 Loyola (Baltimore) 66		
NAIA District 26							
	1978-79	Joe Robinson	1 st Round	Gardner-Webb 92	Broncos 79		
NAIA District 29							
	1971-72	Tom Reeves	1 st Round Quarter Final Semi-Final	Elizabeth City State	Broncos		

CAREER STATISTICAL LEADERS

Scoring Average

Year	Name	G	FG-FGA	3-Point FG-FGA	FT-FTA	Point	Avg
1978-80	Edward Jefferson	80	701-1347	0-0	266-371	1691	21.1
2009-10	Michael Carpenter	24	151-326	47-148	132-155	481	20.0
1972-74	Alton Cogdell	44	345-666	0-0	136-189	826	18.8
1993-94	Harvey Petty	56	339-730	85-251	272-378	1035	18.4
1992-93	Veron Broughton	58	335-626	0-1	263-466	1053	18.2
1984-85	James Edwards	47	341-828	0-0	177-226	851	18.1
1994-95	Jerome Oliver	52	548-813	109-215	130-181	930	17.9
1975-76	John Barrows	35	243-481	0-0	122-181	608	17.4
2000-01	Shun Riggins	57	275-777	102-317	344-454	996	17.4
2000-04	Kenny Haywood	113	665-1342	44-150	296-448	502	17.3
1988-89	Darrell Harris	65	343-786	89-231	225-329	1000	15.4
1991-92	Travis Spell	53	276-512	11-34	224-322	787	14.8
2000-03	Bryan Chapman	106	613-1151	90-251	243-382	1559	14.7
1989-90	Odis Bellinger	48	282-516	0-3	138-197	702	14.6
1975-76	Hebert McIver	50	170-454	0-0	193-302	724	14.5
1989-91	Darrell Armstrong	78	373-763	75-187	291-374	1112	14.2
1994-95	Reggie Gilliam	53	229-448	51-130	217-269	726	14.0
1997-99	Patrick Garrett	66	286-627	87-229	218-276	977	13.3
1998-99	Tim Reels	49	255-519	85-192	57-104	670	13.7
1981-83	William Person	110	548-1020	0-0	250-382	1490	13.5
1979-82	Bonnie McNeil	82	350-710	0-0	339-393	1045	12.7
1986-87	Albert Capers	41	189-392	29-75	139-207	517	12.6
1999-02	Christon Simmons	92	414-914	26-104	293-426	1147	12.5
2005-89	Andy Gebru	103	434-1097	200-617	188-261	1256	12.2
1983-86	Travis Adams	77	392-859	0-0	111-139	903	11.7
1996-98	Larry Bratcher	79	313-618	17-61	225-322	868	11.0
1992-93	Doug Elliott	59	219-504	93-259	134-172	665	11.3
1978-80	Jeff Ballard	80	318-530	0-0	242-396	877	11.2
1995-97	Darrin Johnson	79	392-838	24-80	144-258	822	10.4

Scoring Points

Year	Name	G	FG-FGA	3-Point FG-FGA	FT-FTA	Point	Avg
1978-80	Edward Jefferson	80	701-1347	0-0	266-371	1,691	21.1
2000-03	Bryan Chapman	106	613-1151	90-251	243-382	1,559	14.7
1981-83	William Person	110	548-1020	0-0	250-382	1,490	13.5
2005-89	Andy Gebru	103	434-1097	200-617	188-261	1,256	12.2
1999-02	Christon Simmons	92	414-914	26-104	293-426	1,147	12.5
1989-91	Darrell Armstrong	78	373-763	75-187	291-374	1,112	14.2
1992-93	Veron Broughton	58	335-626	0-1	263-466	1,053	18.2
1979-82	Bonnie McNeil	82	350-710	0-0	339-393	1,045	12.7
1993-94	Harvey Petty	56	339-730	85-251	272-378	1,035	18.4
1988-89	Darrell Harris	65	343-786	89-231	225-329	1,000	15.4

3-Point Field-Goals

Year	Name	G	FG-FGA	Pct
1994-95	Jerome Oliver	52	109-215	.507
1998-99	Tim Reels	49	85-192	.443
1989-91	Phil Hart	79	116-266	.436
1989-91	Darrell Armstrong	78	75-187	.401

Free Throws

Year	Name	G	FT-FTA	Pct
1979-82	Bonnie McNeil	82	339-393	.863
2009-10	Michael Carpenter	24	132-155	.852
1994-95	Reggie Gilliam	53	217-269	.807
1996-98	Larry Bratcher	79	225-322	.799
1984-85	James Edwards	47	177-226	.783
1997-99	Patrick Garrett	66	218-276	.780
1992-93	Doug Elliott	59	134-172	.779
1989-91	Darrell Armstrong	78	291-374	.778
2000-01	Shun Riggins	57	344-454	.757
1997-99	Carl Blue	80	161-216	.745
1972-74	Alton Cogdell	46	136-189	.720
1993-94	Harvey Petty	56	272-378	.720
1978-80	Edward Jefferson	80	266-371	.717
1989-91	Phil Hart	79	101-142	.711
1981-83	Doug Singleton	100	318-452	.704
1989-90	Odis Bellinger	48	138-197	.701
1996-98	Larry Bratcher	79	225-322	.699
1991-92	Travis Spell	53	224-322	.696
1983-86	Travis Adams	77	111-139	.685
1988-89	Darrell Harris	65	225-329	.684
1975-76	John Barrows	35	122-181	.674
2000-04	Kenny Haywood	113	296-448	.661
1986-87	Albert Capers	41	139-207	.671
1981-83	William Person	110	250-382	.654
2000-03	Bryan Chapman	106	243-382	.636
1975-76	Herbert McIver	50	193-302	.639
1978-80	Jeff Ballard	80	242-396	.611

1995-97	Darrin Johnson	79	144-258	.588		
---------	----------------	----	---------	------	--	--

Rebounds

Year	Name	G	Off	DEF	Total	Avg
1977-79	Kenneth Howell	45			498	11.0
1978-80	Jeff Ballard	80			826	10.2
1984-85	Edward James	47			465	10.0
1974-76	Herbert McIver	50			488	9.7
1981-83	William Person	110			1056	9.6
1984-86	Ronald Coulder	39			370	9.4
1986-87	Albert Capers	41			378	9.2
1992-93	Veron Broughton	58	200	292	492	8.4
1994-95	Wayne Morris, Jr.	31	97	150	247	7.9
1979-81	Steve Mims	52			415	7.9
2000-04	Kenny Haywood	113	356	520	876	7.8
1989-90	Odis Bellinger	48	146	188	334	6.9
1978-80	Edward Jefferson	80			533	6.6
1993-94	Harvey Petty	56	150	216	366	6.5
1975-79	Arnold Chambers	45			313	6.5

Assists

Year	Name	G	NO	Avg
1993	Rodney Harrington	28	187	6.7
1991-92	Emmanuel Calloway	51	320	6.3
1994-95	Reggie Gilliam	54	288	5.3
1989-91	Darrell Armstrong	78	351	4.5
2003	David Pierce	27	114	4.2
2000-01	Shun Riggins	57	214	3.8
2002	John Bennett	27	97	3.6
1996-99	Phillip Allen	96	329	3.4
1977-99	Carl Blue	77	225	2.9
1992-93	Doug Elliott	59	145	2.6
1999-02	Chris Simmons	92	234	2.5
1988-89	Darrell Harris	51	121	2.4
1989-91	Phil Hart	76	170	2.2
1988, 90	Kenny Sumlin	47	100	2.1
1994-95	Jerome Oliver	52	110	2.1
1997-98	Larry Bratcher	79	166	2.1
1993-94	Harvey Petty	56	99	1.9
2000-03	Bryan Chapman	106	174	1.6
2000-04	Kenny Haywood	113	111	1.0

Steals

Year	Name	G	NO	Avg
1991-92	Enmanuel Calloway	51	142	2.9
2000-01	Shun Riggins	57	165	2.9
1989-91	Darrell Armstrong	78	192	2.5
1996	Jason Tunstall	21	44	2.1
1999-02	Christon Simmons	92	175	1.9
1994-95	Jerome Oliver	52	97	1.9
1997-98	Carl Blue	77	138	1.8
1997-99	Phillip Allen	96	170	1.8
1988-89	Darrell Harris	51	91	1.7
1988,90	Kenny Sumblin	47	80	1.7
1994	Carl Chasten	29	49	1.7
1991-92	Travis Spell	53	77	1.5
1996-98	Larry Bratcher	81	111	1.4
2000-03	Bryan Chapman	106	144	1.4
1992-93	Doug Elliott	59	74	1.3
1994-95	Reggie Gilliam	54	70	1.3
1995-97	Darrin Johnson	79	103	1.3
2000-04	Kenny Haywood	113	108	1.0
1989-91	Phil Hart	76	45	0.6

Block Shots

Year	Name	G	NO	Avg
1992-93	Chris Waters	57	94	1.6
1998-01	Rodney Moring	107	143	1.3
2001-02	Joe Edwards	54	50	0.9
1994	Harvey Petty	29	25	0.8
2002-03	Jerald Johnson	55	33	0.6
1992-93	Doug Elliott	59	32	0.5
1996-97	David Brown	72	37	0.5
1992-93	Veron Broughton	58	25	0.4
1993-94	Derrick Hawkins	58	25	0.4
1989-91	Darrell Armstrong	78	24	0.3
2000-03	Bryan Chapman	106	33	0.3



ALL BUSINESS 7 DAYS A WEEK



FAYETTEVILLE STATE UNIVERSITY 2011-12 BRONCOS BASKETBALL



SUNDAY
#0
Donte
Fields



MONDAY
#2
Jamel
Carpenter



TUESDAY
#44
Sidney
Evans

Date	Opponent	Location	Time
November			
7	Campbell (Ex)	Buies Creek, NC	7:00
11	Barber Scotia	Fayetteville, NC	7:30
15	UNC Pembroke	Fayetteville, NC	7:30
22	Barton	Fayetteville, NC	7:30
29	UNC Pembroke	Pembroke, NC	7:30
December			
3	St. Andrews	Laurinburg, NC	7:00
12	Virginia Union	Fayetteville, NC	7:00
16	Barton	Wilson, NC	7:00
30	Queens	Fayetteville, NC	7:30
January			
5	Bowie St.	Bowie, Maryland	7:30
7	Chowan	Fayetteville, NC	7:30
9	Elizabeth City St.	Fayetteville, NC	7:30
12	Lincoln (PA)	Lincoln, PA	7:30
19	Virginia Union	Richmond, VA	7:30
21	Winston-Salem St.	Fayetteville, NC	4:00
	<i>(Nationally Televised)</i>		
24	North Greenville	Tigerville, SC	7:00
28	Johnson C. Smith	Charlotte, NC	7:30
30	Shaw	Raleigh, NC	8:00
February			
4	St. Augustine's	Fayetteville, NC	7:30
6	Johnson C. Smith	Fayetteville, NC	7:30
9	Virginia St.	Petersburg, VA	7:30
11	Livingstone	Salisbury, NC	7:30
13	St. Augustine's	Raleigh, NC	7:30
16	Barber Scotia	Concord, NC	7:00
18	Shaw	Fayetteville, NC	7:30
20	Livingstone	Fayetteville, NC	7:30
25	Winston-Salem St.	Winston Salem, NC	7:30
March			
F.29-3	CIAA Tournament	Charlotte, NC	TBA

WEDNESDAY

#20
Jarmel
Baxter



THURSDAY

#22
Tim
Plummer



FRIDAY

#33
John
Herrington



SATURDAY

#24
Dominique
Johnson

