

1981-82 UConn Basketball Box Scores

November 25, 1981

Connecticut 84, Cibona (Yugoslavia) 71
UConn Field House — Storrs, CT

CIBONA	FGM-AFTM-A	R	PF	A	TP	
Kresimir Cosic	6-17	4-6	8	1	5	16
Zoran Cutura	9-14	4-4	12	2	1	22
Andro Knego	1-6	2-2	2	1	0	4
Aleksandar Petrovic	1-9	3-4	0	4	0	5
Adnan Becic	1-3	0-0	0	0	0	2
Sven Usic	1-2	2-2	1	3	0	4
Tomislav Bevanda	1-2	2-2	1	0	0	4
Rajko Gospodnetic	0-1	0-0	0	0	0	0
Sadan Savovic	0-0	0-0	0	1	0	0
Mihovil Nakic	5-5	4-4	5	3	0	14
TOTALS	25-59	21-24	35	15	6	71

CONNECTICUT	FGM-AFTM-A	R	PF	A	TP	
Mike McKay	8-16	1-2	6	3	2	17
Corny Thompson	7-13	3-4	6	3	0	17
Chuck Aleksinas	9-12	0-0	12	2	0	18
Karl Hobbs	2-3	0-0	1	1	8	4
Norman Bailey	2-7	0-0	2	1	4	4
Vernon Giscombe	2-4	0-0	0	3	2	4
Bruce Kuczenski	5-9	0-0	4	3	0	10
Jim Sullivan	1-3	0-1	0	0	2	2
Larry Blucher	3-3	0-1	0	3	0	6
Mike Vaughan	0-1	0-0	0	0	0	0
Brian Buckelew	1-1	0-0	1	0	0	2
TOTALS	40-72	4-8	36	19	18	84

Halftime Score—Connecticut 48, Cibona 29; Team Rebounds—Connecticut 4, Cibona 6; Turnovers—Connecticut 15, Cibona 19; Attendance—3,840.

November 28, 1981

Connecticut 68, Maine 53

Cumberland County Civic Center—Portland, ME

CONNECTICUT	FGM-AFTM-A	R	PF	A	TP	
Karl Hobbs	0-2	0-0	0	3	3	0
Mike McKay	4-13	3-4	2	3	2	11
Chuck Aleksinas	6-8	4-6	8	3	1	16
Corny Thompson	5-8	2-5	5	3	0	12
Norman Bailey	3-6	1-3	3	3	3	7
Vernon Giscombe	3-7	5-6	3	4	4	11
Bruce Kuczenski	3-8	3-4	6	2	0	9
Larry Blucher	0-2	0-0	1	2	2	0
Jim Sullivan	1-1	0-0	2	1	2	2
Brian Buckelew	0-0	0-0	0	0	0	0
Mike Vaughan	0-1	0-1	2	1	0	0
TOTALS	25-56	18-29	40	25	17	68

MAINE	FGM-AFTM-A	R	PF	A	TP	
Clay Pickering	5-8	11-12	5	1	1	21
Clay Gunn	2-6	2-6	8	4	2	6
Jeff Cross	3-6	2-2	4	5	1	8
Kevin Green	2-5	1-2	2	4	1	5
Jeff Sturgeon	2-9	3-4	4	5	2	7
Jeff Wheeler	2-3	0-0	1	3	0	4
Paul Cook	1-3	0-0	0	3	2	2
Mark Hedtler	0-1	0-0	1	1	0	0
TOTALS	17-41	19-26	31	26	9	53

Halftime Score—Connecticut 33, Maine 28; Team Rebounds—Connecticut 8, Maine 6; Turnovers—Connecticut 18, Maine 16; Attendance—3,128.

December 2, 1981

Connecticut 87, New Hampshire 68

UConn Field House — Storrs, CT

NEW HAMPSHIRE	FGM-AFTM-A	R	PF	A	TP	
Dan Nolan	3-7	0-1	3	5	2	6
Jack Burns	0-0	0-0	3	3	2	0
Mike Keeler	5-6	2-2	2	2	0	12
Al McClain	5-9	4-6	4	5	2	14
Robin Dixon	6-15	3-4	3	4	2	15
Tony Stanfield	2-4	4-5	1	3	1	8
Joe Rainis	1-4	2-2	2	1	0	4
Chris Gildea	1-1	1-3	4	0	2	2
Randy Kinzly	1-2	2-2	2	2	0	4
Dana Chapman	1-4	0-0	3	1	1	2
TOTALS	25-52	18-25	30	26	12	68

CONNECTICUT	FGM-AFTM-A	R	PF	A	TP	
Mike McKay	9-14	7-7	9	4	2	25
Bruce Kuczenski	2-4	1-4	3	4	0	5
Chuck Aleksinas	3-6	4-4	4	5	1	10
Karl Hobbs	6-8	2-3	1	5	2	14
Norman Bailey	6-9	1-3	7	2	5	13
Larry Blucher	2-3	1-2	3	0	1	5
Vernon Giscombe	2-8	3-3	0	2	3	7
Jim Sullivan	1-3	1-1	0	1	2	3
Mike Vaughan	1-1	0-0	2	1	0	2
Brian Buckelew	1-1	1-2	1	0	0	3
TOTALS	33-57	21-29	32	24	16	87

Halftime Score—Connecticut 44, New Hampshire 25; Team Rebounds—Connecticut 2, New Hampshire 3; Turnovers—Connecticut 15, New Hampshire 23; Attendance—4,660 (sold out).

December 5, 1981

Connecticut 73, Boston University 54
UConn Field House — Storrs, CT

BOSTON UNIVERSITY	FGM-AFTM-A	R	PF	A	TP	
John Teague	3-9	2-4	9	2	0	8
Arturo Brown	2-5	5-8	5	5	0	9
Gary Plummer	4-9	0-0	3	2	1	8
Brett Brown	4-6	1-3	1	1	5	9
Jay Twyman	8-17	2-4	7	4	1	18
Johnnie Ray Wall	0-1	2-2	2	5	2	2
Gene Jones	0-2	0-0	0	0	1	0
Steve Priscella	0-0	0-0	0	0	1	0
TOTALS	21-49	12-21	31	19	11	54

CONNECTICUT	FGM-AFTM-A	R	PF	A	TP	
Mike McKay	7-14	2-4	3	1	5	16
Corny Thompson	11-15	1-1	6	4	1	23
Chuck Aleksinas	4-5	5-6	5	4	1	13
Karl Hobbs	3-4	2-2	2	1	3	8
Norman Bailey	0-2	0-0	1	4	3	0
Vernon Giscombe	3-6	1-2	1	3	2	7
Bruce Kuczenski	1-3	0-2	6	2	1	2
Jim Sullivan	2-2	0-0	1	1	4	4
Brian Buckelew	0-0	0-0	0	0	0	0
Larry Blucher	0-0	0-0	1	1	0	0
Mike Vaughan	0-0	0-0	0	0	0	0
TOTALS	31-51	11-17	28	21	20	73

Halftime Score—Connecticut 32, Boston U. 24; Team Rebounds—Connecticut 2, Boston U. 4; Turnovers—Connecticut 20, Boston U. 24; Attendance—4,660 (sold out).

December 8, 1981

Connecticut 75, Fairfield 71

New Haven Coliseum — New Haven, CT

CONNECTICUT	FGM-AFTM-A	R	PF	A	TP	
Corny Thompson	5-12	2-2	11	4	2	12
Mike McKay	7-10	2-2	3	3	4	16
Chuck Aleksinas	10-13	5-7	4	5	1	25
Norman Bailey	2-6	4-5	3	2	7	8
Karl Hobbs	0-2	0-2	0	2	3	0
Vernon Giscombe	3-4	1-2	0	3	0	7
Bruce Kuczenski	1-5	3-5	6	5	1	5
Larry Blucher	1-1	0-1	0	1	0	2
Jim Sullivan	0-1	0-0	0	0	0	0
Mike Vaughan	0-0	0-0	0	0	0	0
TOTALS	29-54	17-26	33	25	18	75

FAIRFIELD	FGM-AFTM-A	R	PF	A	TP	
Rich Wejnert	5-11	7-10	6	4	0	17
Hank Foster	8-13	4-4	7	3	1	20
Pete DeBisschop	1-2	1-1	3	5	0	3
Bobby Hurt	3-6	5-6	6	5	7	11
Ken Daniels	3-8	6-8	0	3	4	12
John Leonard	0-0	0-0	1	0	0	0
Mike Aldridge	0-0	1-2	0	1	0	1
Rich D'Antonio	0-0	1-2	0	0	1	1
Craig Golden	2-2	0-1	2	1	0	4
Jerry Johnson	1-6	0-0	4	5	0	2
TOTALS	23-48	25-34	34	27	13	71

Halftime Score—Connecticut 48, Fairfield 38; Team Rebounds—Connecticut 6, Fairfield 5; Turnovers—Connecticut 15, Fairfield 20; Attendance—5,934.

December 11, 1981

Oral Roberts 69, Connecticut 67

Oil Capital Classic — Assembly Center — Tulsa, OK

CONNECTICUT	FGM-AFTM-A	R	PF	A	TP	
Corny Thompson	6-11	4-6	6	5	4	16
Norman Bailey	4-7	0-0	2	3	2	8
Chuck Aleksinas	8-12	0-0	4	3	1	16
Mike McKay	4-11	1-2	1	3	2	9
Karl Hobbs	2-2	0-0	0	1	0	4
Vernon Giscombe	1-4	2-2	1	3	3	4
Bruce Kuczenski	2-5	0-1	7	2	0	4
Jim Sullivan	3-4	0-0	1	2	0	6
Larry Blucher	0-0	0-0	0	0	0	0
TOTALS	30-56	7-11	24	22	12	67

ORAL ROBERTS	FGM-AFTM-A	R	PF	A	TP	
Mark Acres	5-7	1-3	7	4	1	11
Lester Gill	5-11	2-2	3	3	3	12
Chris Cantrell	5-8	0-0	4	2	1	10
Jeff Acres	5-7	2-3	5	2	0	12
Gary Johnson	1-3	0-0	0	5	2	2
Kevin Dahl	1-1	4-4	1	0	0	6
Reggie Clement	0-0	0-0	0	0	0	0
Lance Williams	4-7	4-4	0	0	1	12
Kevin McGee	0-0	4-4	3	0	0	4
TOTALS	26-44	17-20	25	16	8	69

Halftime Score—Oral Roberts 45, Connecticut 35; Team Rebounds—Connecticut 2, Oral Roberts 2; Turnovers—Connecticut 16, Oral Roberts 19; Attendance—8,074.

1981-82 UConn Basketball Box Scores (Cont.)

December 12, 1981
Connecticut 69, Texas Christian 67, OT

Oil Capital Classic — Assembly Center — Tulsa, OK

CONNECTICUT	FGM-AFTM-A	R	PF	A	TP
Corny Thompson	1-4 0-0	1	5	2	2
Norman Bailey	3-10 1-2	3	3	2	7
Chuck Aleksinas	2-6 3-5	8	4	0	7
Mike McKay	9-16 1-1	4	3	0	19
Karl Hobbs	2-5 0-0	3	4	3	4
Vernon Giscombe	7-11 6-8	2	2	3	20
Jim Sullivan	2-6 2-2	0	0	1	6
Bruce Kuczenski	1-2 2-4	5	4	0	4
Larry Blucher	0-0 0-0	0	1	0	0
Brian Buckelew	0-0 0-0	0	0	0	0
TOTALS	27-60 15-22	35	26	11	69

TEXAS CHRISTIAN	FGM-AFTM-A	R	PF	A	TP
Doug Arnold	12-19 9-12	15	1	0	33
Joe Stephen	0-1 0-0	4	2	0	0
Brian Christensen	0-3 0-0	1	4	2	0
Cuney Luke	1-1 2-2	0	4	1	4
Darrell Browder	2-12 4-5	3	3	5	8
Jeff Baker	7-9 0-2	5	2	1	14
Nick Cucinella	4-7 0-1	4	4	0	8
TOTALS	26-52 15-22	37	20	9	67

Halftime Score—Texas Christian 34, Connecticut 19; Score at End of Regulation—Texas Christian 61, Connecticut 61; Team Rebounds—Connecticut 9, Texas Christian 5; Turnovers—Connecticut 17, Texas Christian 20; Attendance—8,247.

December 22, 1981
Connecticut 66, Massachusetts 55
Curry Hicks Cage — Amherst, MA

CONNECTICUT	FGM-AFTM-A	R	PF	A	TP
Mike McKay	8-13 0-1	9	1	3	16
Corny Thompson	7-12 1-5	9	1	1	15
Norman Bailey	4-9 0-0	5	2	3	8
Karl Hobbs	4-6 3-6	1	3	5	11
Bruce Kuczenski	2-5 0-0	4	5	0	4
Vernon Giscombe	3-5 3-4	1	2	2	9
Jim Sullivan	1-4 0-0	0	3	3	2
Larry Blucher	0-3 0-1	4	3	0	0
Mike Vaughan	0-0 1-2	1	0	0	1
Brian Buckelew	0-0 0-0	0	1	0	0
TOTALS	29-57 8-19	38	21	17	66

MASSACHUSETTS	FGM-AFTM-A	R	PF	A	TP
Horace Neysmith	2-7 0-1	5	4	2	4
George Ramming	2-4 1-2	3	3	1	5
Edwin Green	4-8 0-1	7	3	2	8
Donald Russell	7-12 10-12	7	3	3	24
Craig Smith	3-10 0-3	8	3	0	6
Ron Young	3-8 2-2	1	3	0	8
Keith Whitt	0-2 0-0	0	0	1	0
TOTALS	21-51 13-21	33	19	9	55

Halftime Score—Connecticut 34, Massachusetts 27; Team Rebounds—Connecticut 4, Massachusetts 2; Turnovers—Connecticut 10, Massachusetts 15; Attendance—3,388.

December 29, 1981
Connecticut 91, St. Bonaventure 73
Connecticut Mutual Classic — Hartford Civic Center
Hartford, CT

ST. BONAVENTURE	FGM-AFTM-A	R	PF	A	TP
Michael Hunt	2-5 0-0	2	1	0	4
Rob Samuels	1-4 6-7	5	3	2	8
Eric Stover	0-3 0-0	2	5	2	0
Mark Jones	7-19 6-6	4	4	3	20
Norman Clarke	3-10 0-1	9	1	4	6
Eric Crawford	4-12 3-4	2	2	0	11
Rob Garbade	1-2 3-4	6	4	0	5
Andy Moore	7-15 1-2	3	4	0	15
John Benbrook	1-3 2-2	2	1	1	4
Eric Franz	0-0 0-0	1	0	0	0
TOTALS	26-73 21-26	43	30	12	73

CONNECTICUT	FGM-AFTM-A	R	PF	A	TP
Mike McKay	8-12 7-7	6	2	1	23
Corny Thompson	9-12 1-3	7	0	2	19
Chuck Aleksinas	1-6 4-6	7	2	1	6
Karl Hobbs	1-2 0-1	3	3	7	2
Norman Bailey	6-7 0-3	3	4	4	12
Vernon Giscombe	4-7 1-3	2	4	5	9
Jim Sullivan	3-3 1-2	0	1	1	7
Bruce Kuczenski	1-1 0-0	5	2	0	2
Larry Blucher	1-3 1-2	3	3	1	3
Brian Buckelew	0-4 0-1	3	1	0	0
Mike Vaughan	3-3 2-3	1	4	0	8
TOTALS	37-60 17-31	43	26	22	91

Halftime Score—Connecticut 44, St. Bonaventure 31; Team Rebounds—Connecticut 3, St. Bonaventure 7; Turnovers—Connecticut 25, St. Bonaventure 19; Attendance—15,425 (sold out).

December 30, 1981
Connecticut 57, South Florida 50
Connecticut Mutual Classic — Hartford Civic Center
Hartford, CT

SOUTH FLORIDA	FGM-AFTM-A	R	PF	A	TP
Jim Grandholm	2-5 0-0	2	2	0	4
Vince Reynolds	4-7 1-1	2	2	1	9
Willie Redden	2-4 0-2	3	2	0	4
Tony Grier	10-16 2-2	3	2	4	22
Charles Bradley	2-4 0-0	1	1	1	4
Dave Bastian	2-4 1-1	0	1	2	5
Lewis Shepherd	0-0 0-0	0	0	0	0
Jorge Azcoitia	1-1 0-0	1	1	0	2
Brad Currelly	0-0 0-0	0	0	0	0
TOTALS	23-41 4-6	17	11	8	50

CONNECTICUT	FGM-AFTM-A	R	PF	A	TP
Mike McKay	5-12 2-2	3	2	1	12
Corny Thompson	6-10 0-0	9	2	6	12
Chuck Aleksinas	4-9 3-3	2	3	0	11
Karl Hobbs	1-1 0-0	1	2	6	2
Norman Bailey	7-11 0-0	4	1	7	14
Vernon Giscombe	1-2 0-0	0	1	1	2
Bruce Kuczenski	2-2 0-0	0	1	0	4
Jim Sullivan	0-0 0-0	0	1	1	0
TOTALS	26-47 5-5	19	13	22	57

Halftime Score—Connecticut 29, South Florida 25; Team Rebounds—Connecticut 0, South Florida 6; Turnovers—Connecticut 14, South Florida 18; Attendance—15,425 (sold out).

January 6, 1982
Syracuse 72, Connecticut 69
Carrier Dome — Syracuse, NY

CONNECTICUT	FGM-AFTM-A	R	PF	A	TP
Mike McKay	5-9 3-6	5	4	0	13
Corny Thompson	9-13 2-3	5	1	0	20
Chuck Aleksinas	7-11 7-8	7	3	0	21
Karl Hobbs	1-3 0-1	1	3	3	2
Norman Bailey	3-6 0-0	0	5	6	6
Vernon Giscombe	0-4 0-0	1	2	1	0
Bruce Kuczenski	1-5 0-0	0	2	0	2
Jim Sullivan	1-1 0-0	1	1	0	2
Larry Blucher	1-4 1-2	2	2	0	3
Brian Buckelew	0-0 0-0	0	0	0	0
TOTALS	28-56 13-20	24	23	10	69

SYRACUSE	FGM-AFTM-A	R	PF	A	TP
Leo Rautins	5-11 1-4	7	3	8	11
Tony Bruin	3-6 4-5	1	1	0	10
Andre Hawkins	0-0 0-0	2	3	1	0
Gene Waldron	1-4 4-6	2	2	4	6
Erich Santifer	12-18 5-6	11	3	4	29
Ron Payton	2-4 2-2	5	4	0	6
Sean Kerins	4-11 2-2	6	2	0	10
TOTALS	27-54 18-25	39	18	17	72

Halftime Score—Syracuse 37, Connecticut 35; Team Rebounds—Connecticut 2, Syracuse 5; Turnovers—Connecticut 11, Syracuse 17; Attendance—17,158.

January 9, 1982
Connecticut 76, Seton Hall 66
UConn Field House — Storrs, CT

SETON HALL	FGM-AFTM-A	R	PF	A	TP
Tom Brown	2-2 0-0	0	4	2	4
Sir John Collins	2-6 1-2	3	3	0	5
Howard McNeil	3-5 1-1	7	5	0	7
Dan Callandrillo	12-19 3-4	6	4	5	27
Daryl Devero	3-11 3-7	4	3	1	9
Nate Rogers	1-1 0-0	0	0	1	2
Clark Young	6-10 0-0	5	2	2	12
Mike Ingram	0-0 0-0	0	0	0	0
John Sealey	0-1 0-0	1	1	0	0
TOTALS	29-55 8-14	26	22	11	66

CONNECTICUT	FGM-AFTM-A	R	PF	A	TP
Mike McKay	9-14 2-2	0	4	5	20
Corny Thompson	8-12 5-8	10	2	5	21
Chuck Aleksinas	3-4 2-3	11	3	0	8
Karl Hobbs	0-2 0-0	0	1	4	0
Norman Bailey	3-5 4-4	3	4	0	10
Jim Sullivan	0-0 2-2	0	0	2	2
Bruce Kuczenski	3-7 0-1	1	3	2	6
Vernon Giscombe	2-6 3-5	2	2	2	7
Larry Blucher	1-1 0-0	0	0	0	2
TOTALS	29-51 18-25	31	19	20	76

Halftime Score—Connecticut 33, Seton Hall 30; Team Rebounds—Connecticut 4, Seton Hall 0; Turnovers—Connecticut 16, Seton Hall 16; Attendance—4,660 (sold out).

1981-82 UConn Basketball Box Scores (Cont.)

January 13, 1982

Connecticut 59, Boston College 58, OT
New Haven Coliseum — New Haven, CT

BOSTON COLLEGE	FGM-AFTM-A	R	PF	A	TP	
Rich Shrigley	3-4	0-2	2	4	2	6
Martin Clark	2-6	0-0	7	3	1	4
Jay Murphy	6-10	0-2	9	1	0	12
Tim O'Shea	0-1	0-1	0	1	2	0
John Bagley	10-18	8-13	5	3	5	28
Dwan Chandler	1-3	0-1	2	1	1	2
Mark Schmidt	2-2	2-2	0	2	0	6
John Garris	0-0	0-0	0	0	0	0
Burnett Adams	0-0	0-0	2	3	3	0
Ron Crevier	0-0	0-0	1	1	0	0
TOTALS	24-44	10-21	32	19	14	58

CONNECTICUT	FGM-AFTM-A	R	PF	A	TP	
Mike McKay	5-14	0-2	7	1	0	10
Corny Thompson	9-16	2-3	10	4	3	20
Chuck Aleksinas	2-4	0-0	0	2	0	4
Karl Hobbs	1-2	2-2	1	2	1	4
Norman Bailey	2-5	2-3	4	3	0	6
Vernon Giscombe	4-13	3-5	3	4	1	11
Bruce Kuczenski	2-2	0-0	3	4	2	4
Jim Sullivan	0-1	0-0	0	2	3	0
TOTALS	25-57	9-15	33	22	10	59

Halftime Score—Connecticut 27, Boston College 23; Score at End of Regulation—Connecticut 51, Boston College 51; Team Rebounds—Connecticut 5, Boston College 4; Turnovers—Connecticut 15, Boston College 22; Attendance—8,145.

January 16, 1982
St. John's 77, Connecticut 71
Alumni Hall — Jamaica, NY

CONNECTICUT	FGM-AFTM-A	R	PF	A	TP	
Mike McKay	6-11	7-10	3	5	0	19
Corny Thompson	6-11	12-16	13	3	0	24
Chuck Aleksinas	6-12	3-6	7	4	0	15
Karl Hobbs	2-3	0-0	1	5	4	4
Norman Bailey	0-6	0-0	1	4	3	0
Vernon Giscombe	3-7	3-3	2	5	4	9
Bruce Kuczenski	0-1	0-0	2	3	0	0
Jim Sullivan	0-0	0-0	1	2	0	0
Larry Blucher	0-0	0-2	0	1	0	0
TOTALS	23-51	25-37	32	32	11	71

ST. JOHN'S	FGM-AFTM-A	R	PF	A	TP	
David Russell	7-10	8-8	8	5	2	22
Billy Goodwin	7-9	6-7	4	3	1	20
Jeff Allen	1-4	0-1	4	5	1	2
Chris Mullin	8-15	4-4	1	5	3	20
Bob Kelly	0-2	1-4	3	3	8	1
Bill Wennington	0-1	0-0	3	3	0	0
Trevor Jackson	1-1	0-1	3	5	0	2
Kevin Williams	1-3	8-11	1	0	0	10
Ron Stewart	0-0	0-0	1	0	0	0
TOTALS	25-45	27-36	30	29	15	77

Halftime Score—Connecticut 33, St. John's 32; Team Rebounds—Connecticut 2, St. John's 2; Turnovers—Connecticut 15, St. John's 15; Attendance—6,061.

January 20, 1982
Connecticut 63, Georgetown 52
McDonough Arena — Washington, DC

CONNECTICUT	FGM-AFTM-A	R	PF	A	TP	
Mike McKay	4-10	3-5	6	5	1	11
Corny Thompson	6-10	4-6	8	3	0	16
Chuck Aleksinas	3-10	6-9	4	3	0	12
Karl Hobbs	2-3	4-5	3	2	8	8
Norman Bailey	3-3	8-8	4	1	2	14
Bruce Kuczenski	1-1	0-0	1	1	0	2
Vernon Giscombe	0-0	0-0	0	0	0	0
TOTALS	19-37	25-33	27	15	11	63

GEORGETOWN	FGM-AFTM-A	R	PF	A	TP	
Eric Smith	2-6	1-2	2	2	3	5
Mike Hancock	1-4	0-0	2	0	0	2
Pat Ewing	4-6	0-0	7	5	1	8
Fred Brown	2-4	2-3	2	4	3	6
Eric Floyd	5-13	0-1	0	4	1	10
Gene Smith	0-2	0-0	1	4	3	0
Anthony Jones	4-9	5-6	2	1	0	13
Ed Spriggs	2-3	0-0	2	3	0	4
Bill Martin	2-4	0-0	3	3	0	4
Ron Blaylock	0-0	0-0	0	0	0	0
TOTALS	22-51	8-12	25	26	11	52

Halftime Score—Connecticut 25, Georgetown 21; Team Rebounds—Connecticut 1, Georgetown 4; Turnovers—Connecticut 20, Georgetown 20; Attendance—4,520 (sold out).

January 23, 1982

Connecticut 53, Villanova 51
Hartford Civic Center — Hartford, CT

VILLANOVA	FGM-AFTM-A	R	PF	A	TP	
Aaron Howard	2-5	0-0	1	5	2	2
Ed Pinckney	5-10	5-6	8	3	1	15
John Pinone	5-7	2-2	3	2	2	12
Stewart Granger	3-10	0-0	1	1	5	6
Frank Dobbs	6-7	2-2	4	0	3	14
Gary McLain	0-0	0-0	0	0	1	0
Mike Mulquin	0-2	0-0	1	0	0	0
John Sices	0-0	0-0	0	0	0	0
TOTALS	21-41	9-10	22	11	14	51

CONNECTICUT	FGM-AFTM-A	R	PF	A	TP	
Mike McKay	5-7	2-2	2	4	4	12
Corny Thompson	1-4	4-5	4	1	2	6
Chuck Aleksinas	7-13	3-4	4	3	0	17
Karl Hobbs	3-4	0-0	2	0	3	6
Norman Bailey	4-5	0-0	1	0	2	8
Bruce Kuczenski	1-3	0-0	3	4	0	2
Vernon Giscombe	1-2	0-0	0	0	3	2
TOTALS	22-38	9-11	17	12	14	53

Halftime Score—Connecticut 33, Villanova 33; Team Rebounds—Connecticut 1, Villanova 4; Turnovers—Connecticut 13, Villanova 16; Attendance—15,425 (sold out).

January 26, 1982

Connecticut 63, Yale 57
UConn Field House — Storrs, CT

YALE	FGM-AFTM-A	R	PF	A	TP	
Chris Kelly	0-1	0-0	2	4	0	0
Steve Leonidis	4-5	1-2	3	2	2	9
Tim Daaleman	3-6	0-0	5	4	2	6
Butch Graves	12-14	4-4	3	3	3	28
Bart Williams	0-2	0-1	0	0	0	0
Jim Petela	3-6	2-2	1	3	3	8
Gerry Parker	2-2	0-0	3	3	2	4
Mike Hill	0-0	2-2	0	1	1	2
TOTALS	24-36	9-11	22	20	13	57

CONNECTICUT	FGM-AFTM-A	R	PF	A	TP	
Mike McKay	6-12	0-1	3	1	2	12
Corny Thompson	5-9	2-3	2	2	4	12
Chuck Aleksinas	3-6	4-7	4	2	1	10
Karl Hobbs	0-1	2-2	0	2	5	2
Norman Bailey	4-7	5-6	4	2	3	13
Vernon Giscombe	3-4	2-2	1	2	0	6
Bruce Kuczenski	1-4	0-0	1	4	0	2
Jim Sullivan	1-3	2-2	2	0	1	4
Larry Blucher	0-0	0-0	0	0	0	0
TOTALS	23-46	17-23	19	15	16	63

Halftime Score—Yale 34, Connecticut 26; Team Rebounds—Connecticut 2, Yale 5; Turnovers—Connecticut 8, Yale 21; Attendance—4,660 (sold out).

January 28, 1982

Connecticut 72, Manhattan 57
UConn Field House — Storrs, CT

MANHATTAN	FGM-AFTM-A	R	PF	A	TP	
Jim Bronner	1-4	5-6	6	4	1	7
Tim Cain	3-11	4-4	2	2	0	10
Luke Johnson	1-2	3-4	3	5	0	5
John Leonard	8-15	2-2	4	4	0	18
Jim Ward	0-3	1-2	4	1	3	1
Brinton Huggins	2-2	0-0	1	1	1	4
Jim Hauffer	4-5	2-2	4	0	1	10
Bob Maguire	0-0	0-0	0	0	0	0
John Hauffer	1-2	0-0	1	1	0	2
Bill Mulderry	0-1	0-0	0	0	0	0
TOTALS	20-45	17-20	28	18	6	57

CONNECTICUT	FGM-AFTM-A	R	PF	A	TP	
Mike McKay	3-5	0-0	1	1	2	6
Corny Thompson	2-3	0-0	3	3	2	4
Chuck Aleksinas	5-6	6-7	4	1	0	16
Karl Hobbs	0-1	0-0	1	0	4	0
Norman Bailey	6-10	0-1	4	0	1	12
Jim Sullivan	2-5	0-0	1	0	7	4
Vernon Giscombe	3-7	2-3	2	2	3	8
Bruce Kuczenski	1-1	2-3	1	2	2	4
Larry Blucher	3-4	0-0	3	3	3	6
Mike Vaughan	3-4	2-4	1	2	0	8
Brian Buckelew	2-5	0-0	2	0	0	4
TOTALS	30-51	12-18	27	14	24	72

Halftime Score—Connecticut 38, Manhattan 13; Team Rebounds—Connecticut 4, Manhattan 3; Turnovers—Connecticut 13, Manhattan 18; Attendance—4,660 (sold out).

1981-82 UConn Basketball Box Scores (Cont.)

January 30, 1982
Holy Cross 76, Connecticut 69
Hart Center — Worcester, MA

CONNECTICUT	FGM-AFTM-A	R	PF	A	TP
Mike McKay	3-12 2-2	6	3	4	8
Corny Thompson	4-9 8-10	13	5	0	16
Chuck Aleksinas	1-3 3-6	3	5	0	5
Karl Hobbs	6-11 3-3	1	3	1	15
Norman Bailey	2-7 5-7	5	4	2	9
Vernon Giscombe	3-6 2-2	0	5	0	8
Bruce Kuczenski	1-2 3-4	3	2	0	5
Jim Sullivan	1-2 0-0	1	5	1	2
Brian Buckelew	0-1 1-2	0	1	0	1
TOTALS	21-53 27-36	34	33	8	69
HOLY CROSS	FGM-AFTM-A	R	PF	A	TP
Richie Guerin	0-0 1-2	0	0	0	1
Pat Elzie	1-4 0-0	1	5	0	2
Larry Westbrook	2-2 1-3	1	2	4	5
Eddie Thurman	1-2 12-14	5	4	7	14
Kevin Greaney	5-13 7-9	1	5	2	17
Chris Logan	2-5 7-11	4	4	5	11
Darren Maloney	8-9 0-0	3	5	2	16
Ward Fitzpatrick	0-0 0-1	0	1	0	0
Ernie Floyd	5-6 0-0	4	2	0	10
TOTALS	24-41 28-40	20	28	20	76

Halftime Score—Holy Cross 26, Connecticut 21; Team Rebounds—Connecticut 2, Holy Cross 1; Turnovers—Connecticut 15, Holy Cross 16; Attendance—4,000.

February 1, 1982
Connecticut 47, Providence 45, OT
Providence Civic Center — Providence, RI

CONNECTICUT	FGM-AFTM-A	R	PF	A	TP
Mike McKay	3-11 0-1	4	3	0	6
Corny Thompson	4-11 3-4	9	2	2	11
Chuck Aleksinas	2-8 2-4	5	2	0	6
Karl Hobbs	1-2 2-2	1	3	3	4
Norman Bailey	5-8 2-2	6	4	2	12
Jim Sullivan	0-0 0-0	1	1	0	0
Vernon Giscombe	0-1 0-1	0	0	2	0
Bruce Kuczenski	2-3 2-2	5	1	1	6
Larry Blucher	1-1 0-0	0	0	0	2
TOTALS	18-45 11-16	33	16	10	47
PROVIDENCE	FGM-AFTM-A	R	PF	A	TP
Ron Jackson	8-15 1-2	2	2	0	17
Sean Canty	0-2 0-0	2	3	0	0
Otis Thorpe	6-9 2-2	7	3	0	14
Billy Fields	5-10 0-0	3	4	1	10
Jim Panaggio	0-1 0-0	1	1	8	0
Ricky Tucker	1-2 2-2	0	0	0	4
Keith Lomax	0-2 0-0	4	1	0	0
Marion Burns	0-0 0-1	0	1	0	0
TOTALS	20-41 5-7	19	15	9	45

Halftime Score—Connecticut 31, Providence 16; Score at End of Regulation—Connecticut 45, Providence 45; Team Rebounds—Connecticut 2, Providence 0; Turnovers—Connecticut 13, Providence 11; Attendance—7,484.

February 6, 1982
Connecticut 67, Boston College 59
Roberts Center — Chestnut Hill, MA

CONNECTICUT	FGM-AFTM-A	R	PF	A	TP
Mike McKay	10-19 7-7	4	1	4	27
Corny Thompson	6-8 0-1	13	4	2	12
Chuck Aleksinas	1-2 1-3	2	1	0	3
Karl Hobbs	1-2 3-4	0	3	2	5
Norman Bailey	5-9 5-7	5	3	1	15
Vernon Giscombe	0-1 0-0	1	0	0	0
Bruce Kuczenski	0-2 3-4	5	2	0	3
Jim Sullivan	0-0 0-0	1	0	1	0
Larry Blucher	1-1 0-0	1	0	1	2
TOTALS	24-44 19-26	34	14	11	67
BOSTON COLLEGE	FGM-AFTM-A	R	PF	A	TP
Rich Shrigley	0-2 0-0	3	4	1	0
Martin Clark	9-16 0-0	1	2	0	18
Jay Murphy	5-8 3-4	7	2	0	13
Dwan Chandler	2-6 0-2	1	3	1	4
John Bagley	5-13 2-2	3	4	2	12
Tim O'Shea	0-0 0-0	0	0	1	0
Ron Crevier	0-0 0-0	0	0	0	0
Mark Schmidt	0-0 0-0	0	0	0	0
John Garris	1-2 1-2	3	1	0	3
Burnett Adams	0-1 1-2	0	4	0	1
Michael Adams	4-7 0-0	1	1	2	8
TOTALS	26-55 7-12	21	21	7	59

Halftime Score—Connecticut 27, Boston College 24; Team Rebounds—Connecticut 2, Boston College 2; Turnovers—Connecticut 23, Boston College 17; Attendance—4,400 (sold out).

February 10, 1982
St. John's 93, Connecticut 82, OT
Hartford Civic Center — Hartford, CT

ST. JOHN'S	FGM-AFTM-A	R	PF	A	TP
David Russell	7-11 8-11	7	1	4	22
Billy Goodwin	8-15 2-2	8	1	2	18
Jeff Allen	2-4 1-2	7	5	0	5
Bob Kelly	5-7 4-5	4	4	4	14
Chris Mullin	6-8 14-16	4	3	2	26
Bill Wennington	1-1 2-2	3	5	0	4
Kevin Williams	2-4 0-0	2	1	1	4
Ron Stewart	0-0 0-0	0	1	0	0
Trevor Jackson	0-0 0-0	0	0	0	0
TOTALS	31-50 31-38	39	21	13	93
CONNECTICUT	FGM-AFTM-A	R	PF	A	TP
Mike McKay	6-15 3-4	2	5	4	15
Corny Thompson	6-16 7-8	10	3	3	19
Chuck Aleksinas	6-14 4-6	6	4	0	16
Karl Hobbs	3-5 2-2	1	4	7	8
Norman Bailey	8-10 2-2	2	5	2	18
Bruce Kuczenski	0-2 0-0	0	2	0	0
Vernon Giscombe	2-4 0-0	0	5	1	4
Jim Sullivan	0-0 0-2	1	0	1	0
Larry Blucher	1-1 0-0	0	1	0	2
TOTALS	32-67 18-24	25	29	18	82

Halftime Score—St. John's 40, Connecticut 36; Score at End of Regulation—Connecticut 74, St. John's 74; Team Rebounds—Connecticut 3, St. John's 4; Turnovers—Connecticut 8, St. John's 17; Attendance—15,425 (sold out).

February 13, 1982
Syracuse 78, Connecticut 71
Hartford Civic Center — Hartford, CT

SYRACUSE	FGM-AFTM-A	R	PF	A	TP
Tony Bruin	6-11 14-16	1	3	2	26
Ron Payton	2-4 7-8	1	3	0	11
Andre Hawkins	4-6 2-2	5	5	0	10
Gene Waldron	1-1 5-6	4	1	2	7
Erich Santifer	5-8 8-11	5	1	5	18
Sonny Spera	1-3 0-0	0	0	0	2
Sean Kerins	2-3 0-0	3	4	0	4
TOTALS	21-36 36-43	25	17	9	78
CONNECTICUT	FGM-AFTM-A	R	PF	A	TP
Mike McKay	7-16 9-12	7	3	2	23
Corny Thompson	6-13 2-2	8	5	0	14
Chuck Aleksinas	3-4 1-1	2	3	0	7
Karl Hobbs	2-5 0-0	0	3	5	4
Norman Bailey	6-12 1-2	2	4	2	13
Larry Blucher	2-2 1-6	6	5	1	5
Bruce Kuczenski	1-2 1-2	1	2	0	3
Vernon Giscombe	1-6 0-0	1	2	2	2
Mike Vaughan	0-1 0-0	2	1	1	0
TOTALS	28-61 15-25	35	28	13	71

Halftime Score—Syracuse 38, Connecticut 27; Team Rebounds—Connecticut 5, Syracuse 6; Turnovers—Connecticut 15, Syracuse 16; Attendance—15,425 (sold out).

February 16, 1982
Seton Hall 61, Connecticut 59
Walsh Auditorium — South Orange, NJ

CONNECTICUT	FGM-AFTM-A	R	PF	A	TP
Mike McKay	7-14 3-4	0	3	2	17
Corny Thompson	4-15 2-2	11	5	1	10
Chuck Aleksinas	5-8 6-12	11	2	0	16
Karl Hobbs	1-6 4-4	1	2	1	6
Norman Bailey	2-3 4-4	3	2	2	8
Jim Sullivan	0-0 0-0	0	1	0	0
Vernon Giscombe	0-0 0-0	1	4	0	0
Bruce Kuczenski	1-3 0-0	3	1	0	2
Larry Blucher	0-1 0-0	0	1	0	0
TOTALS	20-50 19-26	32	21	6	59
SETON HALL	FGM-AFTM-A	R	PF	A	TP
Tom Brown	3-6 1-2	6	4	2	7
Mike Ingram	5-13 0-0	7	4	4	10
Sir John Collins	1-4 0-0	2	5	0	2
Kevin Boyle	1-3 5-6	3	1	2	7
Dan Callandrillo	7-13 9-11	1	2	2	23
John Sealey	1-3 1-4	2	0	1	3
Nate Rogers	0-0 0-0	0	1	0	0
Dan Dunne	4-4 1-1	3	2	1	9
TOTALS	22-46 17-24	28	19	12	61

Halftime Score—Connecticut 36, Seton Hall 35; Team Rebounds—Connecticut 2, Seton Hall 4; Turnovers—Connecticut 14, Seton Hall 12; Attendance—3,200.

1981-82 UConn Basketball Box Scores (Cont.)

February 20, 1982
Connecticut 90, Providence 61
New Haven Coliseum — New Haven, CT

PROVIDENCE	FGM-AFTM-A	R	PF	A	TP
Ron Jackson	8-15 2-5	4	3	0	18
Sean Canty	1-1 0-0	1	5	2	2
Otis Thorpe	4-10 2-6	7	2	0	10
Billy Fields	5-10 0-2	4	3	0	10
Jim Panaggio	0-2 0-0	1	0	0	0
Ricky Tucker	2-5 0-0	2	1	7	4
Marlon Burns	2-2 0-0	4	4	1	4
Keith Lomax	4-14 2-2	4	1	0	10
Carl Hill	1-2 0-2	1	3	0	2
Mike Berkeley	0-1 1-2	1	0	0	1
Ed Gately	0-4 0-0	0	1	0	0
TOTALS	27-66 7-19	30	23	10	61

CONNECTICUT	FGM-AFTM-A	R	PF	A	TP
Mike McKay	3-7 4-4	3	3	1	10
Corny Thompson	6-12 5-6	9	5	0	17
Chuck Aleksinas	6-11 4-7	7	3	1	16
Karl Hobbs	1-3 0-0	0	5	6	2
Norman Bailey	6-8 3-4	6	2	9	15
Vernon Giscombe	6-10 1-1	2	0	3	13
Bruce Kuczenski	1-3 5-6	7	2	0	7
Jim Sullivan	1-2 0-1	2	0	1	2
Larry Blucher	0-0 0-0	1	2	1	0
Mike Vaughan	3-3 0-0	3	0	0	0
Brian Buckelew	1-2 0-0	0	0	0	2
TOTALS	34-61 22-29	45	22	22	90

Halftime Score—Connecticut 38, Providence 28; Team Rebounds—Connecticut 5, Providence 1; Turnovers—Connecticut 23, Providence 20; Attendance—8,119.

February 24, 1982
Villanova 67, Connecticut 63, OT
Palestra — Philadelphia, PA

CONNECTICUT	FGM-AFTM-A	R	PF	A	TP
Mike McKay	6-13 1-3	7	0	1	13
Corny Thompson	5-11 0-0	10	3	2	10
Chuck Aleksinas	6-15 4-6	6	4	0	16
Karl Hobbs	1-4 4-5	3	5	5	6
Norman Bailey	7-11 0-0	2	4	4	14
Vernon Giscombe	2-5 0-0	0	5	1	4
Bruce Kuczenski	0-1 0-0	1	2	1	0
Larry Blucher	0-0 0-0	0	0	0	0
Brian Buckelew	0-0 0-0	0	0	0	0
TOTALS	27-60 9-14	29	23	14	63

VILLANOVA	FGM-AFTM-A	R	PF	A	TP
Aaron Howard	4-7 0-0	5	1	2	8
Ed Pinckney	6-7 5-6	13	5	0	17
John Pinone	2-11 8-8	11	3	5	12
Stewart Granger	8-15 5-6	1	2	1	21
Frank Dobbs	1-6 0-1	0	1	1	2
Gary McLain	0-1 5-6	1	1	1	5
Mike Mulquin	1-3 0-0	0	0	0	2
TOTALS	22-50 23-27	31	13	10	67

Halftime Score—Villanova 32, Connecticut 28; Score at End of Regulation—Connecticut 52, Villanova 52; Team Rebounds—Connecticut 2, Villanova 5; Turnovers—Connecticut 9, Villanova 13; Attendance—7,391.

February 27, 1982
Georgetown 60, Connecticut 42
Hartford Civic Center — Hartford, CT

GEORGETOWN	FGM-AFTM-A	R	PF	A	TP
Eric Smith	4-8 2-2	4	2	1	10
Mike Hancock	0-7 0-0	5	1	1	0
Pat Ewing	8-11 6-6	8	2	1	22
Fred Brown	2-6 4-5	3	5	4	8
Eric Floyd	5-11 6-6	4	3	0	16
Anthony Jones	0-1 0-0	2	1	0	0
Ed Spriggs	0-1 2-2	0	1	0	2
Gene Smith	0-0 2-2	2	3	1	2
Bill Martin	0-3 0-0	2	0	0	0
TOTALS	19-48 22-23	28	18	8	60

CONNECTICUT	FGM-AFTM-A	R	PF	A	TP
Mike McKay	2-9 3-4	4	4	0	7
Corny Thompson	4-8 4-4	8	3	1	12
Chuck Aleksinas	3-9 0-0	4	1	0	6
Karl Hobbs	3-6 2-2	3	4	2	8
Norman Bailey	3-5 3-3	6	3	5	9
Bruce Kuczenski	0-2 0-0	1	3	0	0
Vernon Giscombe	0-1 0-0	0	5	0	0
Jim Sullivan	0-0 0-0	0	1	0	0
TOTALS	15-40 12-13	28	24	8	42

Halftime Score—Connecticut 24, Georgetown 22; Team Rebounds—Connecticut 2, Georgetown 0; Turnovers—Connecticut 21, Georgetown 8; Attendance—15,425 (sold out).

March 4, 1982
St. John's 54, Connecticut 52
BIG EAST CONFERENCE TOURNAMENT
Hartford Civic Center — Hartford, CT

ST. JOHN'S	FGM-AFTM-A	R	PF	A	TP
David Russell	5-9 3-6	3	1	0	13
Billy Goodwin	6-11 2-4	5	3	2	14
Jeff Allen	0-0 0-0	0	4	2	0
Bob Kelly	2-4 0-1	3	3	2	4
Chris Mullin	7-13 2-3	4	3	1	16
Bill Wennington	0-1 3-4	6	2	0	3
George Garrison	0-1 0-0	0	1	0	0
Kevin Williams	1-2 0-1	1	0	0	2
Ron Stewart	1-1 0-1	0	0	0	2
TOTALS	22-42 10-20	24	17	7	54

CONNECTICUT	FGM-AFTM-A	R	PF	A	TP
Mike McKay	4-9 1-1	5	4	2	9
Corny Thompson	5-11 4-4	10	4	1	14
Bruce Kuczenski	2-5 0-0	5	4	0	4
Karl Hobbs	3-6 2-3	1	3	4	8
Norman Bailey	3-8 0-0	2	3	3	6
Chuck Aleksinas	4-5 2-2	4	3	0	10
Vernon Giscombe	0-1 0-0	0	0	0	0
Larry Blucher	0-0 1-2	1	1	0	1
TOTALS	21-45 10-12	31	22	10	52


Halftime Score—Connecticut 33, St. John's 26; Team Rebounds—Connecticut 3, St. John's 2; Turnovers—Connecticut 13, St. John's 7; Attendance—14,944.

March 10, 1982
Dayton 76, Connecticut 75, OT
1982 NATIONAL INVITATION TOURNAMENT
U. of Dayton Arena — Dayton, OH

CONNECTICUT	FGM-AFTM-A	R	PF	A	TP
Mike McKay	7-15 2-4	5	3	1	16
Corny Thompson	3-15 5-7	13	4	1	11
Bruce Kuczenski	5-7 2-4	8	1	0	12
Karl Hobbs	1-3 4-4	2	3	6	6
Norman Bailey	4-7 3-4	6	3	4	11
Chuck Aleksinas	5-7 3-4	6	4	1	13
Vernon Giscombe	3-7 0-1	1	2	5	6
Larry Blucher	0-0 0-0	0	0	0	0
TOTALS	28-61 19-28	42	20	18	75

DAYTON	FGM-AFTM-A	R	PF	A	TP
Roosevelt Chapman	7-8 7-9	4	5	5	21
Mike Gorney	2-3 1-2	6	2	0	5
Mike Kaniecki	8-17 1-2	6	4	3	17
Sean McNally	4-9 2-2	2	3	7	10
Kevin Conrad	4-6 4-5	1	4	4	12
George Morrison	0-2 0-0	3	3	0	0
Larry Schellenberg	0-0 0-0	0	0	0	0
Mike Reichert	1-3 3-4	5	2	2	5
Paul Hawkins	0-1 0-0	0	0	0	0
Mike Byrd	3-7 0-0	2	2	2	6
TOTALS	29-56 18-24	29	25	23	76

Halftime Score—Dayton 44, Connecticut 36; Score at End of Regulation—Connecticut 67, Dayton 67; Team Rebounds—Connecticut 1, Dayton 0; Turnovers—Connecticut 15, Dayton 15; Attendance—8,100.



1982-83 UConn Basketball Box Scores

November 23, 1982
Connecticut 102, Cibona (Yugoslavia) 80
UConn Field House — Storrs, CT

Exhibition						
CIBONA	FGM-A	FTM-A	R	PF	A	TP
Srebenko Despot	3-7	2-2	1	1	1	8
Andro Knego	10-17	10-12	6	2	4	30
Rajko Gospodnetic	6-13	0-0	11	2	4	12
Tomislav Bevenda	1-2	0-0	0	4	3	2
Mladen Cetinja	3-7	2-2	2	3	1	8
Cedomir Perincic	2-6	0-1	2	1	1	4
Marijan Niksic	1-1	0-1	4	3	3	2
Josko Vukicevic	5-7	4-4	2	2	0	14
TOTALS	31-60	18-22	34	18	17	80
CONNECTICUT	FGM-A	FTM-A	R	PF	A	TP
Larry Blucher	1-4	0-1	2	2	0	2
Norman Bailey	6-11	0-0	8	1	5	12
Bruce Kuczanski	8-11	5-6	3	3	2	21
Vernon Giscombe	9-12	0-0	2	2	4	18
Karl Hobbs	5-8	4-4	1	3	8	14
Earl Kelley	5-18	4-4	1	2	6	14
Eddie Williams	4-7	3-4	9	4	2	11
Tim Coles	4-10	1-2	10	4	2	9
Mike Vaughan	0-2	1-2	1	3	0	1
Vicente Ithier	0-0	0-0	0	0	0	0
TOTALS	42-83	18-23	41	24	29	102

Halftime Score — Connecticut 53, Cibona 44; Team Rebounds — Connecticut 6, Cibona 4; Turnovers — Connecticut 7, Cibona 20; Attendance — 3,328.

November 30, 1982
Connecticut 96, Yale 73

New Haven Coliseum — New Haven, CT						
CONNECTICUT	FGM-A	FTM-A	R	PF	A	TP
Len Feroletto	0-0	0-0	0	0	1	0
Earl Kelley	6-12	0-1	1	0	3	12
Vernon Giscombe	10-14	0-2	3	2	4	20
Karl Hobbs	6-8	5-5	2	1	10	17
Eddie Williams	0-3	1-2	1	0	0	1
Bruce Kuczanski	3-7	5-5	8	2	3	11
Larry Blucher	2-2	0-0	9	5	0	4
Norman Bailey	12-16	2-3	4	2	4	26
Tim Coles	2-2	1-3	6	4	0	5
Mike Vaughan	0-0	0-0	1	1	0	0
Vicente Ithier	0-0	0-0	0	0	0	0
Bill Taylor	0-1	0-0	0	0	0	0
TOTALS	41-65	14-21	37	17	25	96
YALE	FGM-A	FTM-A	R	PF	A	TP
Chris Kelly	6-12	3-4	10	4	2	15
Mike Hill	0-0	0-0	1	0	0	0
Lew Hyacinthe	1-3	1-2	2	2	2	3
Jim Petela	0-1	0-0	0	2	0	0
Bill Jacob	1-3	0-0	0	1	0	2
Gerry Parker	1-3	1-1	6	3	0	3
Pete Foley	2-5	2-2	1	3	0	6
Steve Leonidis	10-15	2-4	5	3	7	22
Butch Graves	9-21	4-6	7	2	3	22
Bart Williams	0-2	0-0	0	2	1	0
TOTALS	30-65	13-19	38	22	15	73

Halftime Score — Connecticut 46, Yale 33; Team Rebounds — Connecticut 2, Yale 6; Turnovers — Connecticut 10, Yale 16; Attendance — 5,022.

December 3, 1982
Arizona State University 79, Connecticut 64
ASU Activity Center — Tucson, AZ
Fiesta Classic — First Round

CONNECTICUT	FGM-A	FTM-A	R	PF	A	TP
Larry Blucher	0-0	0-1	3	3	0	0
Norman Bailey	4-12	2-2	5	0	1	10
Bruce Kuczanski	6-14	3-5	8	5	1	15
Vernon Giscombe	4-11	3-6	2	5	1	11
Karl Hobbs	3-6	6-7	1	5	3	12
Earl Kelley	3-6	3-5	4	0	1	9
Eddie Williams	2-2	2-4	0	5	0	6
Tim Coles	0-2	1-4	2	3	0	1
Mike Vaughan	0-0	0-0	1	0	0	0
Vicente Ithier	0-1	0-0	0	0	0	0
TOTALS	22-54	20-34	34	26	7	64
ARIZONA STATE	FGM-A	FTM-A	R	PF	A	TP
Paul Williams	6-18	5-7	8	2	5	17
Walt Stone	3-9	3-4	12	5	2	9
Jim Deines	1-2	1-3	3	4	1	3
Byron Scott	7-13	4-4	2	4	3	18
Shawn Holiday	3-6	0-0	0	4	5	6
Warren Everett	0-1	0-0	0	0	0	0
Tom Kuyper	1-2	6-8	6	3	1	8
Brent Jones	4-6	0-0	2	3	1	8
Chris Needham	0-0	0-0	0	0	0	0
Phil McKinney	5-9	0-0	13	2	2	10
TOTALS	30-66	19-26	50	27	20	79

Halftime Score — Arizona State 36, Connecticut 34; Team Rebounds — Connecticut 8, ASU 4; Turnovers — Connecticut 18, ASU 20; Attendance — 6,218.

December 4, 1982
Connecticut 73, Utah 63
ASU Activity Center — Tucson, AZ
Fiesta Classic — Third Place Game

CONNECTICUT	FGM-A	FTM-A	R	PF	A	TP
Larry Blucher	2-2	2-5	6	5	1	6
Norman Bailey	3-9	8-12	7	5	2	14
Bruce Kuczanski	3-11	1-2	8	1	1	7
Vernon Giscombe	2-7	0-0	2	0	2	4
Karl Hobbs	4-10	5-6	1	4	4	13
Earl Kelley	5-9	3-5	4	0	2	13
Eddie Williams	2-4	7-12	9	4	1	11
Tim Coles	1-2	3-4	6	4	0	5
Mike Vaughan	0-0	0-0	0	1	0	0
TOTALS	22-54	29-46	47	24	13	73
UTAH	FGM-A	FTM-A	R	PF	A	TP
Peter Williams	4-8	5-7	10	4	1	13
George Furgis	5-10	10-14	8	4	4	20
David Cecil	1-3	1-5	3	2	0	3
Pace Mannion	5-14	3-3	4	4	4	13
Angelo Robinson	6-13	0-0	1	2	2	12
John White	0-0	0-0	2	1	0	0
Manuel Hendrix	1-6	0-1	3	2	1	2
Scott Hill	0-2	0-0	0	1	0	0
Mario Williams	0-0	0-0	5	4	1	0
Mike Bozner	0-2	0-0	1	2	0	0
Tim McLaughlin	0-2	0-0	1	4	0	0
Chris Winans	0-2	0-0	1	4	0	0
TOTALS	22-62	19-30	46	34	13	63

Halftime Score — Connecticut 35, Utah 32; Team Rebounds — Connecticut 4, Utah 7; Turnovers — Connecticut 11, Utah 14; Attendance — 6,841.

December 7, 1982
Fairfield 98, Connecticut 81
New Haven Coliseum — New Haven, CT

FAIRFIELD	FGM-A	FTM-A	R	PF	A	TP
Pat Yerina	2-5	0-1	7	2	1	4
Jerry Johnson	2-8	3-4	6	3	0	7
Pete DeBisschop	12-19	4-5	17	3	6	28
Bobby Hunt	6-9	5-5	1	2	3	17
Tony George	8-14	12-13	4	2	3	28
Tim O'Toole	0-3	3-4	2	0	1	3
John Leonard	4-5	1-1	2	2	0	9
Jay Byrne	0-2	0-0	1	0	0	0
Craig Golden	0-0	2-2	1	1	0	2
TOTALS	34-65	30-35	47	16	15	98
CONNECTICUT	FGM-A	FTM-A	R	PF	A	TP
Larry Blucher	2-3	0-0	4	2	0	4
Norman Bailey	5-12	0-0	4	4	3	10
Bruce Kuczanski	2-6	2-2	3	2	1	6
Vernon Giscombe	6-15	0-0	0	5	2	12
Karl Hobbs	8-12	2-2	3	5	2	18
Earl Kelley	5-13	5-5	0	5	2	15
Eddie Williams	3-6	1-2	2	2	0	7
Tim Coles	1-5	0-0	5	1	0	2
Mike Vaughan	0-0	0-0	1	0	0	0
Vicente Ithier	2-3	0-0	0	1	0	4
Len Feroletto	1-1	1-2	0	0	0	3
TOTALS	35-76	11-23	29	27	10	81

Halftime Score — Fairfield 44, Connecticut 26; Team Rebounds — Connecticut 7, Fairfield 6; Turnovers — Connecticut 15, Fairfield 20; Attendance — 5,336.

December 9, 1982
Connecticut 86, Massachusetts 74
UConn Field House — Storrs, CT

MASSACHUSETTS	FGM-A	FTM-A	R	PF	A	TP
John Hempel	8-21	4-4	10	3	3	20
Bob Braun	1-5	0-2	1	3	2	2
Edwin Green	4-8	4-4	5	5	1	12
Donald Russell	4-9	13-15	3	3	2	21
Horace Neysmith	5-7	1-1	4	5	2	11
Tom Emerson	0-1	0-0	1	1	0	0
Darryl Carter	1-4	4-4	7	5	1	6
George Ramming	0-1	0-0	0	0	0	0
Ron Young	1-2	0-0	0	0	0	2
Craig Smith	0-1	0-0	0	1	0	0
TOTALS	24-59	26-30	40	26	11	74
CONNECTICUT	FGM-A	FTM-A	R	PF	A	TP
Larry Blucher	4-6	0-2	9	3	0	8
Norman Bailey	8-13	5-7	5	2	2	21
Bruce Kuczanski	1-3	0-0	1	5	2	2
Vernon Giscombe	6-12	5-8	3	4	3	17
Karl Hobbs	8-9	4-6	1	2	7	20
Eddie Williams	1-4	0-1	4	3	0	2
Earl Kelley	3-6	3-5	0	2	3	9
Tim Coles	3-6	1-2	6	5	1	7
Vicente Ithier	0-0	0-2	0	0	0	0
TOTALS	34-59	18-33	33	26	18	86

Halftime Score — Connecticut 49, Massachusetts 31; Team Rebounds — Connecticut 4, Massachusetts 9; Turnovers — Connecticut 14, Massachusetts 18; Attendance — 3,568.

1982-83 UConn Basketball Box Scores (Cont.)

December 11, 1982
Connecticut 51, Boston University 50
Brown Arena, Boston, MA

CONNECTICUT	FGM-AFTM-A	R	PF	A	TP
Norman Bailey	5-14 0-1	5	2	4	10
Larry Blucher	0-5 0-0	4	3	0	0
Bruce Kuczanski	1-4 2-2	3	3	2	4
Vernon Giscombe	8-12 0-0	3	3	0	16
Karl Hobbs	3-7 1-1	1	2	3	7
Earl Kelley	3-8 4-5	0	1	3	10
Tim Coles	1-3 2-2	5	0	0	4
Eddie Williams	0-2 0-0	5	1	0	0
TOTALS	21-55 9-11	29	15	12	51
BOSTON UNIVERSITY	FGM-AFTM-A	R	PF	A	TP
Gary Plummer	4-14 2-2	7	0	2	10
Tom Ivey	0-0 0-0	1	3	0	0
Mark Fiedor	1-5 2-2	10	3	0	4
Tony Simms	5-9 2-2	9	4	2	12
Shawn Teague	4-10 0-0	3	2	4	8
Brett Brown	2-2 2-2	0	1	0	6
Mike Alexander	5-14 0-0	7	0	1	10
Paul Hendricks	0-0 0-0	0	0	0	0
Dwayne Vinson	0-0 0-0	1	0	0	0
TOTALS	21-54 8-8	40	13	9	50

Halftime Score — Boston University 32, Connecticut 29; Team Rebounds — Connecticut 3, Boston University 2; Turnovers — Connecticut 18, Boston University 23; Attendance — 966.

December 28, 1982
Connecticut 66, U.S. Air Force 50

Connecticut Mutual Classic — Hartford Civic Center
Hartford, CT — First Round

U.S. AIR FORCE	FGM-AFTM-A	R	PF	A	TP
Rick Simone	3-9 5-8	8	3	3	11
Pete McCaffrey	1-2 0-0	2	4	1	2
Mike J. Edwards	1-7 1-5	4	3	0	3
Erwin Washington	6-17 3-3	10	4	4	15
Dale Grupe	3-8 0-0	4	3	0	6
Wally Meyer	1-1 0-0	0	0	0	2
Tim Lewis	0-0 1-4	2	2	0	1
Todd Beer	1-2 0-0	1	0	0	2
John Huffstetler	2-7 0-0	2	0	2	4
Jon Jordan	0-1 0-0	2	0	0	0
Ben Larson	2-2 0-0	0	1	0	4
Maurice McDonald	0-0 0-0	2	0	0	0
TOTALS	20-56 10-20	44	20	10	50
CONNECTICUT	FGM-AFTM-A	R	PF	A	TP
Norman Bailey	1-3 1-2	4	4	1	3
Tim Coles	1-3 4-5	6	4	0	6
Bruce Kuczanski	2-8 3-4	5	3	0	7
Vernon Giscombe	4-12 2-2	5	1	2	10
Karl Hobbs	5-8 0-0	0	3	5	10
Earl Kelley	6-14 4-5	4	2	2	16
Larry Blucher	1-7 0-1	9	2	2	2
Eddie Williams	5-9 0-1	4	2	0	10
Mike Vaughan	1-2 0-0	2	0	0	2
TOTALS	26-66 14-20	42	21	12	66

Halftime Score — Connecticut 31, U.S. Air Force 22; Team Rebounds — Connecticut 3, U.S. Air Force 7; Turnovers — Connecticut 16, U.S. Air Force 23. Attendance — 13,111.

December 29, 1982
Connecticut 69, Texas A&M 63

Connecticut Mutual Classic — Hartford Civic Center
Hartford, CT — Championship Game

TEXAS A&M	FGM-AFTM-A	R	PF	A	TP
Claude Riley	4-8 4-5	9	2	1	12
Roy Jones	3-8 0-0	3	1	3	6
Jimmie Gilbert	4-6 2-3	3	3	1	10
Tyren Naulls	4-8 0-0	2	4	1	8
Reggie Roberts	5-12 1-2	3	5	0	11
Rob Kirsner	0-0 0-0	1	1	0	0
Kenny Brown	4-8 2-2	2	5	0	10
Lowell McHenry	0-2 1-2	1	3	0	1
Doug Lee	2-3 1-2	1	0	0	5
TOTALS	26-55 11-16	30	24	6	63
CONNECTICUT	FGM-AFTM-A	R	PF	A	TP
Norman Bailey	6-9 4-5	2	2	1	16
Tim Coles	3-7 2-3	9	1	0	8
Bruce Kuczanski	4-9 2-2	7	4	0	10
Vernon Giscombe	3-9 6-8	2	2	0	12
Karl Hobbs	1-4 1-2	1	4	5	3
Earl Kelley	4-8 6-9	3	1	2	14
Larry Blucher	0-0 0-0	0	3	0	0
Eddie Williams	2-3 0-0	5	1	1	4
Mike Vaughan	1-3 0-1	4	2	0	2
TOTALS	24-52 21-30	37	20	9	69

Halftime Score — Connecticut 36, Texas A&M 33; Team Rebounds — Connecticut 4, Texas A&M 5; Turnovers — Connecticut 14, Texas A&M 15; Attendance — 14,288.

January 4, 1983
Connecticut 71, Pittsburgh 67
Pitt Field House — Pittsburgh, PA

CONNECTICUT	FGM-AFTM-A	R	PF	A	TP
Norman Bailey	5-8 4-4	4	4	2	2
Larry Blucher	0-0 0-0	2	3	1	0
Bruce Kuczanski	3-7 2-3	7	4	0	6
Karl Hobbs	5-8 0-0	2	2	8	10
Vernon Giscombe	7-11 0-0	0	2	2	14
Tim Coles	0-2 2-2	0	1	0	2
Earl Kelley	5-11 4-4	4	0	1	14
Eddie Williams	3-6 1-3	5	2	1	7
Mike Vaughan	1-2 0-0	2	3	0	2
TOTALS	29-55 13-16	30	21	15	71
PITTSBURGH	FGM-AFTM-A	R	PF	A	TP
Clyde Vaughan	6-15 6-8	7	1	1	18
Andre Williams	6-12 4-5	9	3	3	16
Steve Beatty	0-3 0-0	0	0	0	0
George Allen	4-9 1-2	1	5	3	9
Charles Thompson	3-9 3-4	3	4	2	9
Bill Cubertson	0-2 0-0	2	2	3	0
Chip Watkins	0-1 2-3	6	1	0	2
Trent Johnson	6-8 1-3	8	1	0	13
Joey David	0-0 0-0	0	0	0	0
Bryan Mitchell	0-0 0-0	0	0	0	0
TOTALS	25-59 17-25	39	17	12	67

Halftime Score — Connecticut 37, Pittsburgh 26; Team Rebounds — Connecticut 4, Pittsburgh 3; Turnovers — Connecticut 11, Pittsburgh 11; Attendance — 4,781.

January 6, 1983
Manhattan 52, Connecticut 51
Draddy Gymnasium — Riverdale, NY

CONNECTICUT	FGM-AFTM-A	R	PF	A	TP
Vernon Giscombe	2-6 1-2	1	2	0	5
Earl Kelley	6-16 5-5	2	3	1	17
Karl Hobbs	4-6 2-2	0	4	2	10
Eddie Williams	2-5 0-1	4	3	0	4
Bruce Kuczanski	0-2 0-0	4	4	0	0
Norman Bailey	6-9 1-2	5	1	0	13
Larry Blucher	0-0 0-0	2	4	0	0
Tim Coles	0-0 0-0	1	3	0	0
Mike Vaughan	1-3 0-0	4	1	0	2
TOTALS	21-47 9-12	29	25	3	51
MANHATTAN	FGM-AFTM-A	R	PF	A	TP
Jim Bronner	1-3 0-0	3	4	3	2
Tim Cain	8-13 1-2	6	1	0	17
Luke Johnson	0-1 3-4	3	3	0	0
Joe McGuinness	1-2 3-5	0	3	4	4
Perry Bromwell	3-8 8-9	4	4	1	14
Bill McEllan	2-4 4-4	1	0	0	8
Brinton Huggins	0-2 0-0	2	0	1	0
John Haufler	0-0 0-1	0	0	0	0
Maurice Williams	1-2 1-2	0	1	0	3
TOTALS	16-35 20-27	25	16	9	52

Halftime Score — Connecticut 31, Manhattan 27; Team Rebounds — Connecticut 6, Manhattan 6; Turnovers — Connecticut 13, Manhattan 13; Attendance — 2,000.

January 9, 1983
New Hampshire 76, Connecticut 72
Lundholm Gym — Durham, NH

CONNECTICUT	FGM-AFTM-A	R	PF	A	TP
Earl Kelley	7-15 1-1	0	4	3	15
Vernon Giscombe	6-13 1-2	1	4	1	13
Karl Hobbs	3-4 0-0	0	4	4	6
Eddie Williams	6-10 0-0	5	2	0	12
Bruce Kuczanski	2-6 3-4	9	5	0	7
Larry Blucher	2-3 0-0	5	5	0	4
Norman Bailey	7-16 0-0	5	4	1	14
Tim Coles	0-0 1-2	2	0	0	1
Mike Vaughan	0-0 0-0	0	1	0	0
Vicente Ithier	0-0 0-0	0	1	0	0
TOTALS	33-67 6-9	30	30	9	72
NEW HAMPSHIRE	FGM-AFTM-A	R	PF	A	TP
Rodney Johnson	0-0 0-0	0	0	0	0
Robin Dixon	12-18 11-13	7	2	2	35
Mike Dinneen	0-0 0-0	1	0	0	0
Dan Nolan	5-6 7-8	8	5	3	17
Karl Hicks	3-7 2-3	3	4	1	8
Joe Rainis	1-4 1-3	3	1	0	3
Dirk Koopman	4-8 2-5	9	0	4	10
Al McClain	1-6 1-2	1	2	7	3
TOTALS	26-49 24-34	35	14	17	76

Halftime — New Hampshire 32, Connecticut 31; Team Rebounds — Connecticut 3, New Hampshire 3; Turnovers — Connecticut 11, New Hampshire 13; Attendance — 1,853.

1982-83 UConn Basketball Box Scores (Cont.)

January 11, 1983

St. John's 85, Connecticut 73
Hartford Civic Center — Hartford, CT

ST. JOHN'S	FGM-AFTM-A	R	PF	A	TP
David Russell	10-21 9-10	11	2	1	29
Billy Goodwin	5-12 6-6	9	2	5	16
Jeff Allen	1-2 0-0	4	2	0	2
Bob Kelly	3-3 4-5	1	5	5	10
Chris Mullin	5-9 4-4	3	1	1	14
Kevin Williams	1-6 1-2	1	3	5	3
Ron Stewart	2-4 1-2	4	0	0	5
Bill Wennington	2-4 2-2	3	0	0	6
TOTALS	29-61 27-31	39	15	17	85

CONNECTICUT	FGM-AFTM-A	R	PF	A	TP
Eddie Williams	7-10 0-0	5	4	1	14
Larry Blucher	2-5 0-0	6	2	3	4
Bruce Kuczenski	5-12 3-4	11	3	0	13
Earl Kelley	9-23 6-8	4	3	3	24
Vernon Giscombe	3-6 0-0	0	5	0	6
Tim Coles	0-0 0-0	0	1	0	0
Karl Hobbs	3-8 6-6	3	4	4	12
Mike Vaughan	0-0 0-0	1	1	0	0
Vicente Ithier	0-0 0-0	0	0	0	0
TOTALS	29-64 15-18	33	23	11	73

Halftime Score — St. John's 30, Connecticut 23; Team Rebounds — Connecticut 3, St. John's 3; Turnovers — Connecticut 15, St. John's 12; Attendance — 12,283.

January 15, 1983

Georgetown 74, Connecticut 53
Capital Centre — Landover, MD

CONNECTICUT	FGM-AFTM-A	R	PF	A	TP
Eddie Williams	5-9 2-4	8	5	1	12
Larry Blucher	0-4 0-0	6	3	1	0
Bruce Kuczenski	4-9 2-2	6	5	1	10
Earl Kelley	7-15 2-4	4	1	2	16
Karl Hobbs	3-8 2-5	3	3	3	8
Vernon Giscombe	2-7 0-0	1	1	2	4
Tim Coles	0-3 1-2	3	4	0	1
Mike Vaughan	1-2 0-1	2	2	0	2
TOTALS	22-57 9-18	38	24	10	53

GEORGETOWN	FGM-AFTM-A	R	PF	A	TP
Bill Martin	6-13 2-2	5	0	3	14
David Wingate	2-9 4-6	5	3	2	8
Patrick Ewing	11-14 3-10	17	3	1	25
Fred Brown	1-5 1-1	5	4	3	3
Michael Jackson	0-3 2-3	2	5	1	2
Gene Smith	4-11 1-2	1	3	7	9
David Dunn	1-1 0-0	1	0	0	2
Ralph Dalton	2-3 1-3	3	4	0	5
Horace Broadnax	2-5 0-1	3	0	1	4
David Blue	0-0 2-2	3	0	0	2
Kurt Kaull	0-0 0-0	0	0	0	0
TOTALS	29-64 16-30	49	22	18	74

Halftime Score — Connecticut 33, Georgetown 33; Team Rebounds — Connecticut 5, Georgetown 4; Turnovers — Connecticut 16, Georgetown 8; Attendance — 8,665.

January 19, 1983

Connecticut 72, Holy Cross 64
UConn Field House — Storrs, CT

HOLY CROSS	FGM-AFTM-A	R	PF	A	TP
Pat Elzie	3-5 0-1	5	4	3	6
Darren Maloney	8-20 0-0	4	5	3	16
Chris Logan	6-9 4-7	8	5	2	16
Brian Reale	3-6 2-3	6	4	5	8
Jim Rungie	8-15 0-0	3	3	0	16
Walter Coates	1-2 0-0	6	1	0	2
Richie Guerin	0-0 0-0	0	0	0	0
Larry Westbrook	0-2 0-0	2	0	1	0
TOTALS	29-59 6-11	37	22	14	64

CONNECTICUT	FGM-AFTM-A	R	PF	A	TP
Eddie Williams	6-12 1-2	4	1	1	13
Larry Blucher	2-5 0-0	6	4	2	4
Bruce Kuczenski	0-1 0-3	3	4	0	0
Earl Kelley	12-22 8-12	3	1	3	32
Karl Hobbs	4-7 4-4	4	0	5	12
Vernon Giscombe	2-4 0-0	0	2	2	4
Tim Coles	2-2 3-5	5	3	1	7
Mike Vaughan	0-0 0-0	0	0	0	0
TOTALS	28-53 16-26	29	15	14	72

Halftime Score — Holy Cross 26, Connecticut 24; Team Rebounds — Connecticut 4, Holy Cross 3; Turnovers — Connecticut 17, Holy Cross 23; Attendance — 3,697.

January 22, 1983

Boston College 88, Connecticut 79
New Haven Coliseum — New Haven, CT

BOSTON COLLEGE	FGM-AFTM-A	R	PF	A	TP
Martin Clark	1-3 0-0	2	3	1	2
Jay Murphy	8-11 2-2	6	1	2	18
John Garris	7-10 13-13	6	3	1	27
Dominic Pressley	1-3 4-6	5	2	1	6
Michael Adams	12-17 5-7	3	1	3	29
Tim O'Shea	0-0 1-2	0	3	2	1
Terrence Talley	1-2 1-2	3	3	3	3
Burnett Adams	1-1 0-1	3	1	0	2
Roger McCready	0-1 0-0	0	0	0	0
TOTALS	31-48 26-33	33	17	13	88

CONNECTICUT	FGM-AFTM-A	R	PF	A	TP
Eddie Williams	7-17 1-4	11	3	4	15
Larry Blucher	3-6 0-0	3	3	0	6
Bruce Kuczenski	5-8 0-0	8	4	1	10
Earl Kelley	5-18 7-8	0	4	1	17
Karl Hobbs	4-8 1-2	1	4	5	9
Vernon Giscombe	7-16 2-2	2	4	4	16
Tim Coles	2-4 2-2	5	4	0	6
TOTALS	33-17 13-18	36	26	15	79

Halftime Score — Connecticut 41, Boston College 38; Team Rebounds — Connecticut 6, Boston College 5; Turnovers — Connecticut 14, Boston College 21; Attendance — 7,055.

January 26, 1983

Providence 65, Connecticut 62
Hartford Civic Center — Hartford, CT

PROVIDENCE	FGM-AFTM-A	R	PF	A	TP
Sean Canty	2-6 0-0	7	1	1	4
Alan Roth	1-3 0-0	2	2	1	2
Otis Thorpe	7-10 4-5	8	3	1	18
Ron Jackson	6-13 4-4	3	2	2	16
Ricky Tucker	5-13 0-0	5	4	5	10
Keith Lomax	4-4 0-0	0	1	0	8
Donald Brown	0-2 0-0	2	0	1	0
Ray Knight	0-1 2-2	0	1	0	2
Harold Starks	0-2 5-6	1	0	3	5
Dick Pennefather	0-0 0-0	0	0	0	0
Carl Hill	0-0 0-0	0	0	0	0
TOTALS	25-54 15-17	30	14	14	65

CONNECTICUT	FGM-AFTM-A	R	PF	A	TP
Eddie Williams	2-7 0-0	2	4	1	4
Larry Blucher	0-3 0-0	3	0	0	0
Bruce Kuczenski	3-14 2-2	14	3	1	8
Earl Kelley	11-13 0-0	2	2	2	22
Karl Hobbs	5-11 5-5	3	5	4	15
Tim Coles	4-8 0-0	7	1	0	8
Vernon Giscombe	2-8 1-2	2	2	0	5
Mike Vaughan	0-2 0-0	1	0	0	0
TOTALS	27-66 8-9	39	17	8	62

Halftime Score — Connecticut 26, Providence 23; Team Rebounds — Connecticut 5, Providence 2; Turnovers — Connecticut 14, Providence 18; Attendance — 10,048.

January 29, 1983

Connecticut 78, Seton Hall 47
UConn Field House — Storrs, CT

SETON HALL	FGM-AFTM-A	R	PF	A	TP
Tom Brown	3-9 0-1	7	3	0	6
Andre McCloud	6-14 0-0	4	0	1	12
Nate Rogers	0-2 0-0	0	0	1	0
Kevin Boyle	0-2 0-0	1	1	0	0
John Sealey	5-13 1-2	6	4	0	11
Ricky Burton	2-4 0-0	1	3	0	4
Clark Young	2-6 1-2	3	0	1	5
Ken Powell	0-7 2-3	3	2	2	2
Dan Dunne	0-0 0-0	0	2	0	0
Marvin Morris	3-7 1-2	3	2	0	7
Steve Grieco	0-1 0-0	0	0	0	0
TOTALS	21-65 5-10	41	17	5	47

CONNECTICUT	FGM-AFTM-A	R	PF	A	TP
Eddie Williams	1-5 0-0	2	1	0	2
Larry Blucher	2-3 1-2	6	2	0	5
Bruce Kuczenski	8-9 2-3	12	3	5	18
Earl Kelley	9-18 2-3	1	3	4	20
Karl Hobbs	4-10 0-0	2	1	3	8
Vernon Giscombe	4-9 2-2	3	2	2	10
Tim Coles	1-3 5-5	8	1	0	7
Mike Vaughan	0-1 0-0	1	1	0	0
Bill Taylor	1-1 0-0	1	0	0	2
Vicente Ithier	3-3 0-0	0	0	0	6
Len Feroleto	0-0 0-0	1	1	1	0
TOTALS	33-62 12-16	39	15	15	78

Halftime Score — Connecticut 36, Seton Hall 24; Team Rebounds — Connecticut 2, Seton Hall 13; Turnovers — Connecticut 19, Seton Hall 25; Attendance — 4,660.

1982-83 UConn Basketball Box Scores (Cont.)

February 2, 1983
Syracuse 89, Connecticut 69
Carrier Dome — Syracuse, NY

CONNECTICUT	FGM-A	FTM-A	R	PF	A	TP
Eddie Williams	3-8	0-0	3	3	0	6
Larry Blucher	1-4	0-0	2	2	1	2
Bruce Kuczenski	6-9	0-0	8	2	0	12
Earl Kelley	6-12	2-5	0	2	0	14
Karl Hobbs	3-8	2-2	1	2	7	8
Tim Coles	3-6	2-5	8	2	0	8
Vernon Giscombe	3-12	5-7	2	4	0	11
Mike Vaughan	1-2	0-0	3	1	0	2
Vicente Ithier	3-4	0-2	0	0	0	6
Bill Taylor	0-3	0-0	1	4	0	0
TOTALS	29-68	11-21	31	22	8	69
SYRACUSE	FGM-A	FTM-A	R	PF	A	TP
Leo Rautins	7-9	1-1	2	3	3	15
Tony Bruin	6-9	2-3	4	1	2	14
Andre Hawkins	3-3	2-2	7	0	1	8
Gene Waldron	2-5	3-4	3	2	7	7
Erich Santifer	8-9	2-2	6	1	7	18
Sean Kerins	2-2	1-2	1	4	0	5
Rafael Addison	3-7	0-0	2	1	0	6
Sonny Spera	1-3	4-4	1	2	2	6
Wendell Alexix	1-4	0-2	5	2	0	2
Chris Lewis	2-4	0-0	5	0	0	4
Pete Wynne	1-1	0-1	1	1	0	2
John Karpis	0-0	0-0	1	2	0	0
Larry O'Neill	0-1	0-0	2	0	0	0
Calvin Perry	0-2	2-3	0	1	0	2
TOTALS	36-59	17-24	40	20	22	89

Halftime Score — Syracuse 42, Connecticut 30; Team Rebounds — Connecticut 3, Syracuse 0; Turnovers — Connecticut 16, Syracuse 22; Attendance — 16,336.

February 5, 1983
Pittsburgh 72, Connecticut 71, OT
UConn Field House — Storrs, CT

PITTSBURGH	FGM-A	FTM-A	R	PF	A	TP
Trent Johnson	3-8	5-6	16	5	0	11
Clyde Vaughan	6-18	11-14	16	0	1	23
Andre Williams	1-2	4-4	1	5	0	6
George Allen	3-9	2-2	0	3	5	8
Billy Culbertson	1-6	4-4	3	4	8	6
Joey David	8-12	0-1	7	2	0	16
Keith Armstrong	0-0	0-0	0	2	0	0
Chip Watkins	0-1	2-2	0	1	0	2
TOTALS	22-56	28-33	49	22	14	72
CONNECTICUT	FGM-A	FTM-A	R	PF	A	TP
Eddie Williams	3-11	0-2	2	4	1	6
Larry Blucher	1-1	0-0	3	4	1	2
Bruce Kuczenski	5-7	2-2	6	3	1	12
Earl Kelley	7-21	12-16	5	1	3	26
Karl Hobbs	3-5	0-0	2	5	4	6
Tim Coles	3-7	4-6	8	5	0	10
Vernon Giscombe	2-8	2-4	1	3	0	6
Mike Vaughan	1-1	1-1	0	1	0	3
Vicente Ithier	0-0	0-0	0	1	0	0
TOTALS	25-61	21-31	33	27	10	71

Halftime Score — Pittsburgh 30, Connecticut 28; Team Rebounds — Connecticut 6, Pittsburgh 6; Turnovers — Connecticut 12, Pittsburgh 19; Attendance — 4,660.

February 8, 1983
Villanova 86, Connecticut 79
Villanova Field House — Villanova, PA

CONNECTICUT	FGM-A	FTM-A	R	PF	A	TP
Larry Blucher	1-4	0-1	12	3	2	2
Eddie Williams	6-12	4-5	2	3	2	16
Bruce Kuczenski	4-7	0-0	3	5	0	8
Karl Hobbs	4-8	3-4	1	3	0	11
Earl Kelley	8-16	4-5	1	3	1	20
Tim Coles	3-5	2-5	7	2	0	8
Len Feroletto	1-1	0-0	0	0	0	2
Vernon Giscombe	5-8	0-0	1	5	2	10
Vicente Ithier	1-3	0-0	0	2	0	2
Bill Taylor	0-0	0-1	1	0	0	0
Mike Vaughan	0-0	0-0	1	0	0	0
TOTALS	33-64	13-21	32	26	7	79
VILLANOVA	FGM-A	FTM-A	R	PF	A	TP
Dwayne McClain	2-4	0-0	2	1	1	4
Ed Pinckney	5-9	2-4	13	2	2	12
John Pinone	5-11	6-8	5	2	2	16
Stewart Granger	11-15	2-3	2	2	8	24
Dwight Wilbur	4-5	0-0	2	1	4	8
Frank Dobbs	0-0	2-4	1	0	1	2
Roland Massimino	0-0	0-2	1	0	0	0
Gary McLain	3-4	1-2	0	5	4	7
Mike Mulquin	4-6	5-6	4	4	4	13
Harold Pressley	0-2	0-0	3	2	1	0
TOTALS	34-57	18-30	37	20	27	86

Halftime Score — Villanova 42, Connecticut 39; Team Rebounds — Connecticut 3, Villanova 2; Turnovers — Connecticut 11, Villanova 10; Attendance — 3,100.

February 14, 1983
Georgetown 77, Connecticut 60
Hartford Civic Center — Hartford, CT

GEORGETOWN	FGM-A	FTM-A	R	PF	A	TP
Anthony Jones	4-7	3-4	4	2	0	11
Bill Martin	2-8	4-4	13	3	2	8
Pat Ewing	6-13	3-6	3	4	1	15
Michael Jackson	4-10	7-10	2	4	2	15
David Wingate	7-11	1-2	4	3	1	15
Gene Smith	2-4	0-0	0	1	6	4
Ralph Dalton	1-2	0-0	2	1	0	2
Horace Boradnax	2-3	3-5	0	2	1	7
TOTALS	28-58	21-31	35	20	13	77
CONNECTICUT	FGM-A	FTM-A	R	PF	A	TP
Eddie Williams	4-8	5-6	9	4	0	13
Larry Blucher	2-6	4-4	6	5	0	8
Bruce Kuczenski	4-8	0-0	6	5	1	8
Earl Kelley	5-14	6-7	3	1	2	16
Karl Hobbs	3-7	2-3	2	3	3	8
Tim Coles	1-2	1-2	2	3	0	3
Vicente Ithier	0-2	0-0	0	2	2	0
Vernon Giscombe	1-2	0-0	0	4	1	2
Mike Vaughan	1-3	0-0	3	1	0	2
Bill Taylor	0-0	0-0	0	0	0	0
Len Feroletto	0-2	0-0	0	0	0	0
TOTALS	21-54	18-22	38	28	9	60

Halftime Score — Georgetown 35, Connecticut 27; Team Rebounds — Connecticut 7, Georgetown 7; Turnovers — Connecticut 23, Georgetown 13; Attendance — 14,454.

February 17, 1983
St. John's 98, Connecticut 78
Alumni Hall — Jamaica, NY

CONNECTICUT	FGM-A	FTM-A	R	PF	A	TP
Larry Blucher	1-3	0-0	4	5	0	2
Eddie Williams	1-6	7-8	4	4	2	9
Bruce Kuczenski	6-12	5-7	6	4	2	17
Vernon Giscombe	5-15	5-6	1	4	1	15
Karl Hobbs	5-10	4-4	0	5	1	14
Tim Coles	3-6	5-7	6	5	0	11
Mike Vaughan	2-6	0-0	4	2	0	4
Vicente Ithier	2-4	1-4	3	4	1	5
Bill Taylor	0-0	0-0	0	0	0	0
Len Feroletto	0-0	1-2	0	1	1	1
TOTALS	25-62	28-38	31	34	8	78
ST. JOHN'S	FGM-A	FTM-A	R	PF	A	TP
David Russell	6-10	3-4	14	3	1	15
Bill Goodwin	4-7	2-2	4	4	1	10
Jeff Allen	4-6	0-0	5	4	2	8
Chris Mullin	7-11	13-14	5	2	2	27
Bob Kelly	5-9	10-10	0	4	7	20
Kevin Williams	5-7	4-8	2	3	3	14
Bill Wennington	0-1	2-4	4	4	0	2
Ron Stewart	0-0	2-3	1	2	2	2
Trevor Jackson	0-1	0-0	1	0	0	0
TOTALS	31-52	36-45	39	26	18	98

Halftime Score — St. John's 39, Connecticut 28; Team Rebounds — Connecticut 3, St. John's 3; Turnovers — Connecticut 18, St. John's 22; Attendance — 6,177.

February 19, 1983
Villanova 75, Connecticut 68
Hartford Civic Center — Hartford, CT

VILLANOVA	FGM-A	FTM-A	R	PF	A	TP
Harold Pressley	1-3	0-0	3	4	1	2
Dwayne McClain	8-11	3-3	8	0	4	19
John Pinone	7-13	2-3	5	3	4	16
Stewart Granger	4-6	5-6	1	3	2	13
Gary McLain	4-7	1-2	0	3	4	9
Ed Pinckney	2-5	2-2	8	2	4	6
Mike Mulquin	2-3	4-5	1	0	0	8
Frank Dobbs	0-0	0-0	0	0	0	0
Dwight Wilbur	0-0	2-2	0	0	0	2
Chuck Everson	0-1	0-0	0	0	0	0
Wyatt Maker	0-0	0-0	0	0	0	0
Mike Enright	0-0	0-0	0	1	0	0
Roland Massimino	0-0	0-0	0	0	0	0
TOTALS	28-49	19-23	29	16	19	75
CONNECTICUT	FGM-A	FTM-A	R	PF	A	TP
Eddie Williams	0-4	5-7	4	0	0	5
Larry Blucher	0-1	0-0	4	3	0	0
Bruce Kuczenski	3-14	2-2	7	3	2	8
Earl Kelley	10-20	2-2	3	0	0	22
Karl Hobbs	8-14	6-7	4	4	2	22
Tim Coles	3-7	0-0	9	3	0	6
Vernon Giscombe	0-3	1-2	2	3	1	1
Vicente Ithier	2-3	0-0	2	3	3	4
Mike Vaughan	0-1	0-0	0	2	0	0
TOTALS	26-67	16-20	40	21	8	68

Halftime Score — Villanova 37, Connecticut 27; Team Rebounds — Connecticut 5, Villanova 3; Turnovers — Connecticut 14, Villanova 15; Attendance — 13,237.

1982-83 UConn Basketball Box Scores (Cont.)

February 21, 1983
Boston College 86, Connecticut 80
Roberts Center — Chestnut Hill, MA

CONNECTICUT	FGM-AFTM-A	R	PF	A	TP
Eddie Williams	1-4 3-4	3	1	0	5
Larry Blucher	1-2 0-0	2	5	0	2
Bruce Kuczenski	6-17 4-6	8	2	0	16
Karl Hobbs	7-13 3-4	1	5	3	17
Earl Kelley	5-12 2-5	2	1	2	12
Tim Coles	2-3 7-8	7	2	0	11
Vernon Giscombe	5-9 3-4	2	2	2	13
Vicente Ithier	2-2 0-0	3	0	0	4
Len Feroleto	0-0 0-0	0	0	0	0
TOTALS	29-62 22-31	30	18	7	80
BOSTON COLLEGE	FGM-AFTM-A	R	PF	A	TP
Martin Clark	4-9 4-4	2	4	1	12
Jay Murphy	9-18 2-3	13	3	1	20
John Garris	7-14 3-3	8	2	0	17
Dominic Pressley	2-5 0-0	3	4	0	4
Michael Adams	7-12 2-2	4	2	4	16
Stu Primus	4-7 0-2	5	2	3	8
Terrence Talley	1-3 2-2	2	2	2	4
Burnett Adams	1-1 0-0	1	2	0	2
Tim O'Shea	0-0 0-0	0	1	0	0
Roger McCready	0-0 3-4	0	1	0	3
Mike Sinicki	0-0 0-0	0	0	0	0
TOTALS	35-69 16-20	40	23	11	86

Halftime Score — Connecticut 34, Boston College 31; Team Rebounds — Connecticut 2, Boston College 2; Turnovers — Connecticut 16, Boston College 17; Attendance — 4,400.

February 26, 1983
Connecticut 72, Providence 62
Providence Civic Center — Providence, RI

CONNECTICUT	FGM-AFTM-A	R	PF	A	TP
Eddie Williams	3-8 6-6	14	3	1	12
Larry Blucher	3-3 0-1	2	5	0	6
Bruce Kuczenski	7-15 3-3	5	5	0	17
Earl Kelley	4-10 6-6	2	0	5	14
Karl Hobbs	2-8 7-8	3	3	0	11
Vernon Giscombe	2-4 0-1	2	2	0	4
Tim Coles	1-4 6-7	5	2	1	8
TOTALS	22-52 28-32	35	20	7	72
PROVIDENCE	FGM-AFTM-A	R	PF	A	TP
Ron Jackson	7-18 3-4	4	2	0	17
Sean Canty	1-3 2-2	5	1	1	4
Otis Thorpe	6-11 7-11	13	5	0	19
Ricky Tucker	4-6 0-0	1	3	5	8
Carl Hill	3-9 2-2	2	4	3	8
Keith Lomax	0-1 1-2	2	4	1	1
Donald Brown	1-2 0-0	0	2	2	2
Harold Starks	1-1 0-2	3	2	4	2
Ray Knight	0-0 1-2	1	4	2	1
TOTALS	23-51 16-25	33	27	18	62

Halftime Score — Connecticut 33, Providence 26; Team Rebounds — Connecticut 2, Providence 2; Turnovers — Connecticut 11, Providence 17; Attendance — 7,246.

March 1, 1983
Connecticut 78, Seton Hall 67
Walsh Auditorium — South Orange, NJ

CONNECTICUT	FGM-AFTM-A	R	PF	A	TP
Eddie Williams	3-5 4-4	4	2	2	10
Larry Blucher	0-0 0-0	3	1	0	0
Bruce Kuczenski	4-7 10-12	8	4	0	18
Earl Kelley	6-12 13-15	5	4	6	25
Karl Hobbs	2-4 5-7	0	2	6	9
Vernon Giscombe	3-6 2-2	3	0	1	8
Tim Coles	1-2 0-0	3	4	0	2
Vicente Ithier	1-2 4-7	3	2	1	6
TOTALS	20-38 38-47	33	19	16	78
SETON HALL	FGM-AFTM-A	R	PF	A	TP
Andre McCloud	7-12 4-5	5	4	1	18
Marvin Morris	7-16 0-0	5	4	0	14
Tom Brown	2-6 6-6	6	4	4	10
Ken Powell	1-4 2-2	2	5	2	4
Ricky Burton	5-6 3-4	3	5	4	13
Nate Rogers	0-0 0-0	0	0	0	0
John Sealy	0-1 0-0	0	4	0	0
Clark Young	0-4 0-0	0	1	1	0
Kevin Boyle	1-3 0-0	0	3	3	2
Dan Dunne	1-4 1-2	4	1	0	3
Steve Grieco	0-2 3-3	0	4	0	3
TOTALS	24-58 19-22	28	35	15	67

Halftime Score — Connecticut 36, Seton Hall 30; Team Rebounds — Connecticut 4, Seton Hall 3; Turnovers — Connecticut 17, Seton Hall 16; Attendance — 2,056.

March 5, 1983
Connecticut 55, Syracuse 54
Hartford Civic Center — Hartford, CT

SYRACUSE	FGM-AFTM-A	R	PF	A	TP
Leo Rautins	4-9 2-3	6	2	3	10
Tony Bruin	0-2 1-2	1	1	0	1
Andre Hawkins	1-4 1-3	6	3	2	3
Gene Waldron	5-9 0-1	1	3	6	10
Erich Santifer	3-7 2-3	5	2	0	8
Rafael Addison	6-14 0-0	6	1	2	12
Wendell Alexis	3-5 2-2	5	0	1	8
Sean Kerins	1-2 0-0	0	1	1	2
TOTALS	23-52 8-14	35	13	15	54
CONNECTICUT	FGM-AFTM-A	R	PF	A	TP
Eddie Williams	0-2 0-0	10	3	1	0
Larry Blucher	3-4 0-0	4	1	0	6
Bruce Kuczenski	5-11 3-3	6	5	1	13
Earl Kelley	4-17 1-2	3	2	2	9
Karl Hobbs	6-10 3-4	1	3	3	15
Vernon Giscombe	4-8 0-0	0	0	2	8
Tim Coles	2-2 0-0	5	2	0	4
Vicente Ithier	0-0 0-0	0	1	1	0
Mike Vaughan	0-0 0-0	0	0	0	0
TOTALS	24-54 7-9	31	17	10	55

Halftime Score — Syracuse 30, Connecticut 26; Team Rebounds — Connecticut 2, Syracuse 5; Turnovers — Connecticut 12, Syracuse 14; Attendance — 13,324.

March 10, 1983
Villanova 69, Connecticut 68
BIG EAST CONFERENCE TOURNAMENT
Madison Square Garden — New York, NY

CONNECTICUT	FGM-AFTM-A	R	PF	A	TP
Larry Blucher	2-4 0-0	5	4	0	4
Eddie Williams	2-6 3-4	1	2	3	7
Bruce Kuczenski	2-4 2-3	9	4	1	6
Karl Hobbs	8-12 3-3	3	5	8	19
Earl Kelley	8-18 2-4	1	0	4	18
Tim Coles	3-5 0-0	5	0	0	6
Vernon Giscombe	4-8 0-0	0	3	2	8
Vicente Ithier	0-0 0-0	0	0	0	0
TOTALS	29-57 10-14	24	18	18	68
VILLANOVA	FGM-AFTM-A	R	PF	A	TP
Mike Mulquin	1-3 0-2	1	0	0	2
Ed Pinckney	5-6 0-3	14	2	3	10
John Pinone	7-13 4-5	5	2	4	18
Stewart Granger	6-10 3-5	0	3	4	15
Dwayne McClain	6-10 6-7	6	2	4	18
Gary McLain	2-2 0-0	1	3	9	4
Harold Pressley	1-1 0-0	0	0	1	2
Frank Dobbs	0-1 0-0	0	0	0	0
TOTALS	28-46 13-22	31	12	25	69

Halftime Score — Villanova 34, Connecticut 29; Team Rebounds — Connecticut 0, Villanova 4; Turnovers — Connecticut 10, Villanova 17; Attendance — 18,699.



Tim Coles (left) Rebounding

1983-84 UConn Basketball Box Scores

November 21, 1983

Connecticut 81, Swedish National Team 64
UConn Field House — Storrs, CT

Exhibition

SWEDISH NATIONAL TEAM	FGM-A	FTM-A	R	PF	A	TP
Joon-Olof Karlsson	5-10	2-2	6	3	0	12
Sten Feldreich	4-8	4-6	9	3	0	12
Roland Rahm	5-13	4-4	3	5	1	14
Peter Nystrom	2-6	0-0	3	5	6	4
Martin Terins	4-8	0-0	1	1	2	8
Glenn Jacobsson	1-2	0-0	0	0	0	2
Bo Falestrom	0-1	0-0	0	0	0	0
Peter Andersson	2-4	2-2	4	3	3	6
Goran Unger	0-3	4-4	4	2	0	4
Jorgen Norman	0-3	2-2	2	2	1	2
TOTALS	23-58	18-20	43	24	13	64

CONNECTICUT FGM-A FTM-A R PF A TP
 Ray Broxton 3-12 1-2 9 4 0 7
 Eddie Williams 7-15 1-2 6 1 1 15
 Tim Coles 3-7 5-7 11 4 3 11
 Earl Kelley 7-17 5-8 1 1 6 19
 Karl Hobbs 7-10 3-3 1 2 1 17
 Alvin Frederick 3-6 0-1 2 1 2 6
 Gerry Besselink 3-6 0-0 9 5 0 6
 Ken Henry 0-3 0-0 0 1 0 0
 Larry Blucher 0-0 0-0 0 1 0 0
TOTALS 33-76 15-23 42 20 13 81

Halftime Score — Sweden 30, Connecticut 29; Team Rebounds — Connecticut 3, Sweden 11; Turnovers — Connecticut 17, Sweden 27; Attendance — 3,774; Game Officials — Roscoe Baker, Lou Filiipetti.

December 1, 1983

Connecticut 76, Yale 54

UConn Field House — Storrs, CT

YALE	FGM-A	FTM-A	R	PF	A	TP
Chris Kelly	5-9	0-1	4	1	2	10
Gerry Parker	1-4	3-4	5	0	0	5
Chris Dudley	4-7	5-10	11	3	0	13
Butch Graves	5-16	8-13	3	3	2	18
Bart Williams	0-0	0-0	1	3	2	0
Bill Jacob	0-1	0-0	0	1	1	0
Ricky Ewing	3-8	0-2	4	5	0	6
Jeb Boasberg	1-5	0-0	10	1	0	2
Pete Foley	0-1	0-0	0	0	0	0
Lew Hyacinthe	0-1	0-0	0	1	0	0
Ken Wheeler	0-1	0-0	0	1	1	0
Chad Luddington	0-0	0-2	1	2	0	0
Byron Taylor	0-1	0-0	1	0	0	0
TOTALS	19-54	16-32	46	21	8	54

CONNECTICUT FGM-A FTM-A R PF A TP
 Eddie Williams 5-8 0-0 9 4 3 10
 Tim Coles 4-7 0-0 4 4 0 8
 Gerry Besselink 0-2 1-2 4 4 2 1
 Earl Kelley 7-17 3-4 1 1 5 17
 Karl Hobbs 5-9 3-4 1 3 5 13
 Alvin Frederick 5-14 3-4 11 0 0 13
 Ray Broxton 3-6 2-2 1 5 0 8
 Vicente Ithier 0-0 2-4 2 0 1 2
 Larry Blucher 0-1 4-4 2 3 0 4
 Ken Henry 0-0 0-0 4 3 0 0
 Peter Coolidge 0-1 0-0 0 0 0 0
 Matt Bremmer 0-1 0-0 2 2 0 0
TOTALS 29-66 18-24 45 29 16 76

Halftime Score — Connecticut 30, Yale 25; Team Rebounds — Connecticut 4, Yale 6; Turnovers — Connecticut 10, Yale 16; Attendance — 4,128; Game Officials — Tim Wendt, Joe Mingle, Bob Petrovic.

December 3, 1983

Ohio State 74, Connecticut 67

St. John Arena — Columbus, OH

CONNECTICUT	FGM-A	FTM-A	R	PF	A	TP
Eddie Williams	3-7	1-2	3	4	0	7
Ray Broxton	6-11	0-2	7	3	0	12
Tim Coles	3-7	1-1	6	5	1	7
Earl Kelley	9-20	8-8	5	4	2	26
Karl Hobbs	1-2	1-2	3	5	4	3
Alvin Frederick	5-6	0-3	4	4	0	10
Gerry Besselink	1-2	0-0	1	2	0	2
Vicente Ithier	0-2	0-0	0	0	1	0
TOTALS	28-57	11-18	30	27	8	67

OHIO STATE FGM-A FTM-A R PF A TP
 Tony Campbell 2-9 6-8 10 0 1 10
 Dennis Hopson 2-5 0-0 2 0 0 4
 Joe Concheck 5-11 2-5 2 2 0 12
 Ron Stokes 5-7 5-7 2 4 6 15
 Troy Taylor 10-15 5-5 5 3 7 25
 Dave Jones 1-3 2-2 1 3 2 4
 Curtis Wilson 1-2 0-0 0 1 3 2
 Keith Wesson 1-2 0-1 1 5 0 2
TOTALS 27-54 20-28 27 18 19 74

Halftime Score — Ohio 36, Connecticut 33; Team Rebounds — Connecticut 1, Ohio State 4; Turnovers — Connecticut 17, Ohio State 16; Attendance — 11,385; Game Officials — Ralph Rosser, Terry Kuhl, Peter Pavia.

December 6, 1983

Connecticut 77, Fairfield 70

New Haven Coliseum — New Haven, CT

CONNECTICUT	FGM-A	FTM-A	R	PF	A	TP
Ray Broxton	6-9	0-0	4	3	3	12
Earl Kelley	2-6	9-11	2	3	5	13
Karl Hobbs	3-8	4-7	5	2	7	10
Alvin Frederick	3-8	1-1	3	4	3	7
Eddie Williams	8-14	2-4	7	3	2	18
Ken Henry	0-1	2-3	1	3	0	2
Gerry Besselink	4-4	0-0	2	4	0	8
Tim Coles	2-7	2-5	9	3	0	6
Vicente Ithier	0-0	1-2	2	3	0	1
TOTALS	28-57	21-33	38	28	20	77

FAIRFIELD FGM-A FTM-A R PF A TP
 Tony George 6-19 5-7 6 1 3 17
 Tim O'Toole 1-4 1-5 3 4 2 3
 A. J. Wynder 6-10 6-8 0 3 2 18
 Ed Golden 0-0 0-0 0 0 0 0
 Chip Simenz 0-0 1-2 0 3 0 1
 Eric Portmann 0-0 0-0 0 0 0 0
 Pat Yerina 2-7 2-2 12 4 6 6
 Jay Byrne 4-8 2-3 5 2 0 10
 Jeff Gromos 2-8 2-2 4 2 0 6
 Jerry Johnson 3-10 3-4 9 5 3 9
TOTALS 24-66 22-33 44 24 16 70

Halftime Score — Connecticut 34, Fairfield 23; Team Rebounds — Connecticut 3, Fairfield 5; Turnovers — Connecticut 32, Fairfield 26; Attendance — 4,640; Game Officials — Dick Giansello, Jim Potter.

December 8, 1983

Connecticut 98, U.S. International 80

UConn Field House — Storrs, CT

U.S. INTERNATIONAL	FGM-A	FTM-A	R	PF	A	TP
Brett Crawford	14-30	2-2	7	0	5	30
Anthony Russer	5-10	7-10	13	2	0	17
Steve Frederick	3-6	2-2	5	2	0	8
Curtis Guy	4-8	3-4	2	4	5	11
Zach Lieberman	1-6	0-0	1	2	0	2
Darrell Parks	3-6	0-0	1	2	3	6
Ed Rigney	2-7	0-0	5	3	1	4
Bill Morales	0-0	0-0	0	1	1	0
Gerald Keeler	0-0	0-0	0	0	0	0
Dwayne Cross	1-1	0-0	0	1	0	2
TOTALS	33-74	14-18	40	17	15	80

CONNECTICUT FGM-A FTM-A R PF A TP
 Eddie Williams 5-10 1-1 3 1 3 11
 Tim Coles 7-10 0-0 6 2 1 14
 Ray Broxton 2-7 0-0 3 1 0 4
 Earl Kelley 8-14 5-5 3 0 9 21
 Karl Hobbs 3-10 2-2 3 1 10 8
 Alvin Frederick 6-13 2-2 4 3 2 14
 Gerry Besselink 4-7 1-2 17 3 0 9
 Larry Blucher 1-2 0-0 1 1 1 2
 Ken Henry 5-8 3-3 2 3 1 13
 Peter Coolidge 1-2 0-0 1 1 1 2
TOTALS 42-83 14-15 46 16 28 98

Halftime Score — Connecticut 43, U.S. International 40; Team Rebounds — Connecticut 3, U.S. International 6; Turnovers — Connecticut 13, U.S. International 17; Attendance — 2,449; Game Officials — Larry McIntire, Pat Amendola, Bob Madigan.

December 10, 1983

Connecticut 79, Boston University 74

UConn Field House — Storrs, CT

BOSTON UNIVERSITY	FGM-A	FTM-A	R	PF	A	TP
Mike Alexander	8-19	3-4	0	2	0	19
Paul Hendricks	4-7	1-3	8	4	1	9
Gary Plummer	6-9	5-7	8	1	0	17
Dwayne Vinson	2-6	0-0	3	4	5	4
Shawn Teague	4-9	0-0	1	5	9	8
Tom Ivey	1-4	0-0	4	3	0	2
Mark Fiedor	0-0	0-0	0	1	0	0
Jim Christian	4-5	0-0	2	4	3	8
Steve Priscella	3-4	1-1	0	0	0	7
TOTALS	32-63	10-15	28	24	18	74

CONNECTICUT FGM-A FTM-A R PF A TP
 Eddie Williams 2-5 3-5 5 2 1 7
 Tim Coles 3-5 1-2 11 3 0 7
 Ray Broxton 1-2 4-4 1 0 0 6
 Earl Kelley 13-20 11-14 2 1 3 37
 Karl Hobbs 3-6 2-2 0 2 3 8
 Alvin Frederick 4-8 0-0 4 3 2 8
 Gerry Besselink 1-3 0-2 8 5 0 2
 Larry Blucher 0-0 0-0 0 1 0 0
 Ken Henry 1-2 2-2 1 2 0 4
TOTALS 28-51 23-31 35 19 9 79

Halftime Score — Connecticut 39, Boston University 36; Team Rebounds — Connecticut 3, Boston University 2; Turnovers — Connecticut 16, Boston University 15; Attendance — 4,660 (sold out); Game Officials — Joe Mingle, Tom Raucci, Tom McGrath.

1983-84 UConn Basketball Box Scores (Cont.)

December 13, 1983

Connecticut 75, Brooklyn College 47
UConn Field House — Storrs, CT

BROOKLYN COLLEGE	FGM-AFTM-A	R	PF	A	TP	
Michael Russell	5-10	3-3	5	2	1	13
Keith Grady	1-4	0-1	0	3	0	2
David Grady	5-7	3-3	8	5	0	13
Glen James	1-4	3-4	0	3	3	5
Richie Micallef	5-17	0-0	1	1	3	10
John Brady	0-0	0-1	5	3	0	0
Keith Williams	1-4	2-2	1	5	0	4
Turk Gumsdere	0-1	0-0	1	0	0	0
Jack Ryan	0-0	0-0	0	0	0	0
Alan Wheeler	0-1	0-0	0	0	0	0
Andre Pierre	0-0	0-0	0	0	0	0
TOTALS	18-48	11-14	25	22	7	47
CONNECTICUT	FGM-AFTM-A	R	PF	A	TP	
Eddie Williams	3-11	6-8	9	1	3	12
Tim Coles	4-9	0-0	5	3	0	8
Ray Broxton	6-8	0-0	1	3	0	12
Earl Kelley	2-8	0-0	0	3	4	4
Karl Hobbs	2-7	5-6	3	2	8	9
Alvin Frederick	7-10	3-3	8	1	4	17
Gerry Besselink	1-2	1-2	5	2	1	3
Ken Henry	4-6	0-1	4	1	0	8
Peter Coolidge	1-2	0-0	0	0	0	2
Matt Bremmer	0-0	0-0	2	0	0	0
TOTALS	30-63	15-20	43	16	20	75

Halftime Score — Connecticut 30, Brooklyn College 18; Team Rebounds — Connecticut 6, Brooklyn College 4; Turnovers — Connecticut 17, Brooklyn College 18; Attendance — 2,755; Game Officials — Anthony Scalise, Ken Walker, Richard Marietta.

December 15, 1983

Massachusetts 67, Connecticut 65, OT
Curry Hicks Cage — Amherst, MA

CONNECTICUT	FGM-AFTM-A	R	PF	A	TP	
Ray Broxton	2-4	0-0	3	2	1	4
Eddie Williams	6-13	4-4	5	3	0	16
Tim Coles	4-10	2-2	12	4	0	10
Karl Hobbs	3-12	3-5	3	2	8	9
Earl Kelley	5-13	0-0	1	3	1	10
Alvin Frederick	7-10	2-6	6	4	1	16
Gerry Besselink	0-0	0-0	0	1	0	0
Ken Henry	0-0	0-0	0	0	0	0
Larry Blucher	0-1	0-0	1	0	1	0
TOTALS	27-63	11-17	36	19	12	65
MASSACHUSETTS	FGM-AFTM-A	R	PF	A	TP	
Horace Neysmith	5-6	2-5	9	4	1	12
John Hempel	5-12	0-2	2	3	1	10
Edwin Green	7-12	4-4	7	4	1	18
Carl Smith	3-4	6-6	3	3	11	12
Donald Russell	6-15	0-0	2	4	1	12
Bobby Braun	0-2	1-2	3	1	1	1
Craig Smith	0-1	0-0	0	0	0	0
Skip Connors	0-1	0-0	0	0	1	0
Ron Young	1-3	0-0	4	1	0	2
TOTALS	27-66	13-19	35	20	17	67

Halftime Score — Connecticut 26, Massachusetts 26; Score at end of Regulation — 61-61; Team Rebounds — Connecticut 5, Massachusetts 5; Turnovers — Connecticut 16, Massachusetts 20; Attendance — 4,200 (sold out); Game Officials — Richard Lynch, Eric Geldart.

December 28, 1983

Connecticut 85, Columbia 60
Connecticut Mutual Classic — Hartford Civic Center
Hartford, CT — First Round

COLUMBIA	FGM-AFTM-A	R	PF	A	TP	
Mark Lay	1-8	2-3	4	2	0	4
George Meikle	8-15	0-0	9	2	1	16
Carl Scholz	1-6	4-5	9	0	3	6
Mark Settles	5-9	0-0	2	1	1	10
Dale Smith	4-7	0-0	2	3	3	8
Sean Couch	1-7	1-1	4	5	0	3
Tom Gwydir	0-3	4-4	1	2	0	4
Chip Adams	2-7	2-2	2	0	0	6
Paul Lee	0-1	0-2	1	0	0	0
Todd Williams	0-1	2-2	2	1	0	2
Mark Murphy	0-1	0-0	2	1	1	0
Scott Thomas	0-0	0-0	0	0	1	0
Kevin McIvor	0-1	0-0	0	0	0	0
Chris Pruitt	0-1	1-4	0	0	0	1
Derek Taylor	0-1	0-0	0	0	0	0
TOTALS	22-68	16-23	41	17	10	60
CONNECTICUT	FGM-AFTM-A	R	PF	A	TP	
Eddie Williams	6-10	0-0	9	1	2	12
Tim Coles	2-10	0-0	6	0	0	4
Ray Broxton	2-7	0-0	7	3	0	4
Earl Kelley	6-11	3-6	5	2	2	15
Karl Hobbs	4-8	2-2	3	3	5	10
Vernon Giscombe	3-9	3-3	1	2	5	9
Alvin Frederick	4-9	1-2	4	2	1	9
Gerry Besselink	3-7	0-1	7	4	0	6
Vicente Ithier	1-3	0-1	4	0	3	2
Ken Henry	2-3	0-0	2	0	0	4
Larry Blucher	1-2	0-0	2	0	1	2
Peter Coolidge	2-3	0-0	0	0	0	4
Matt Bremmer	0-0	4-4	2	3	0	4
TOTALS	36-82	13-19	58	20	19	85

Halftime Score — Connecticut 32, Columbia 24; Team Rebounds — Connecticut 6, Columbia 3; Turnovers — Connecticut 16, Columbia 22; Attendance — 12,174; Game Officials — Jack Hannon, Tim Higgins, Jim

December 29, 1983

Connecticut 66, Arizona State 60
Connecticut Mutual Classic — Hartford Civic Center
Hartford, CT — Championship Game

ARIZONA STATE	FGM-AFTM-A	R	PF	A	TP	
Jim Deines	3-10	3-8	5	4	0	9
Billy Jordan	4-7	0-0	7	3	2	8
Phil McKinney	1-1	0-0	1	0	0	2
Chris Beasley	2-7	4-4	4	3	2	8
Kenny Vaughns	1-3	4-4	1	3	0	6
Bobby Thompson	1-4	1-3	3	4	5	3
Steve Beck	3-10	1-2	5	2	0	7
Warren Everett	4-5	2-5	3	3	0	10
Eric Holloway	2-5	3-5	6	0	2	7
Greg Attaway	0-0	0-0	0	1	2	0
TOTALS	21-52	18-31	37	23	13	60
CONNECTICUT	FGM-AFTM-A	R	PF	A	TP	
Eddie Williams	6-8	0-1	4	4	2	12
Tim Coles	1-2	0-0	5	4	0	2
Ray Broxton	0-4	2-4	4	2	0	2
Earl Kelley	4-13	5-6	4	1	2	13
Karl Hobbs	3-7	5-6	1	2	6	11
Gerry Besselink	0-2	0-0	2	4	0	0
Alvin Frederick	5-12	2-3	9	3	0	12
Vernon Giscombe	4-4	3-3	0	4	1	11
Ken Henry	1-1	1-1	1	0	0	3
Larry Blucher	0-1	0-0	4	0	0	0
TOTALS	24-54	18-24	37	24	11	66

Halftime Score — Connecticut 30, Arizona St. 27; Team Rebounds — Connecticut 3, Arizona St. 2; Turnovers — Connecticut 19, Arizona St. 17; Attendance — 14,097; Game Officials — Jody Silvester, Jerry Loeber, John Letscher.

January 4, 1984

Georgetown 81, Connecticut 69
Hartford Civic Center — Hartford, CT

GEORGETOWN	FGM-AFTM-A	R	PF	A	TP	
David Wingate	5-9	2-2	5	5	2	12
Michael Graham	1-1	0-0	0	1	0	2
Pat Ewing	7-14	4-6	6	3	1	18
Fred Brown	1-3	5-7	4	4	4	7
Gene Smith	1-2	3-4	4	2	4	5
Michael Jackson	3-8	6-6	1	2	4	12
Bill Martin	6-8	1-3	10	3	0	13
Horace Broadnax	0-5	0-1	1	2	0	0
Reggie Williams	4-8	2-2	4	1	1	10
Ralph Dalton	1-2	0-0	1	2	0	2
TOTALS	29-60	23-31	41	25	16	81
CONNECTICUT	FGM-AFTM-A	R	PF	A	TP	
Eddie Williams	2-7	0-1	6	2	1	4
Tim Coles	7-10	5-6	12	4	0	19
Ray Broxton	4-9	0-0	3	4	1	8
Earl Kelley	4-9	5-7	0	5	6	13
Karl Hobbs	3-7	1-1	1	2	4	7
Alvin Frederick	2-7	5-9	4	3	2	9
Vernon Giscombe	0-4	0-2	0	3	1	0
Gerry Besselink	1-4	3-4	7	2	0	5
Larry Blucher	0-2	0-0	2	0	0	0
Ken Henry	1-3	0-0	2	0	0	2
Vicente Ithier	1-2	0-0	0	0	0	2
TOTALS	25-64	19-30	42	25	15	69

Halftime Score — Georgetown 47, Connecticut 38; Team Rebounds — Connecticut 5, Georgetown 5; Turnovers — Connecticut 12, Georgetown 13; Attendance — 15,673 (sold out); Game Officials — Mickey Crowley, Jody Silvester, Joe Mingle.

January 7, 1984

Connecticut 79, Pittsburgh 58
Fitzgerald Field House — Pittsburgh, PA

CONNECTICUT	FGM-AFTM-A	R	PF	A	TP	
Eddie Williams	6-9	2-2	4	1	2	14
Ray Broxton	8-13	0-1	10	3	1	16
Tim Coles	0-0	0-0	5	4	0	0
Karl Hobbs	5-7	4-6	4	3	11	14
Earl Kelley	8-14	4-5	4	1	6	20
Vernon Giscombe	1-2	4-4	0	1	2	6
Alvin Frederick	2-6	3-5	2	1	0	7
Ken Henry	0-1	0-0	0	0	0	0
Gerry Besselink	0-1	2-2	2	3	0	2
TOTALS	30-51	19-25	33	17	22	79
PITTSBURGH	FGM-AFTM-A	R	PF	A	TP	
Clyde Vaughan	6-18	3-3	6	1	1	15
Chip Watkins	3-6	0-1	10	1	0	6
Keith Armstrong	3-4	0-0	5	3	0	6
George Allen	2-12	0-0	3	5	4	4
Billy Culbertson	3-6	2-2	0	4	5	8
Andre Williams	1-3	1-1	3	3	0	3
Curtis Aiken	1-5	1-2	1	3	3	3
Joey David	2-7	3-4	1	0	1	7
Darryl Shepherd	1-1	0-0	1	0	0	2
Matt Mikasevich	0-0	2-2	1	0	0	2
Marlon Ferguson	0-1	2-2	1	0	0	2
TOTALS	22-63	14-17	38	20	14	58

Halftime Score — Connecticut 34, Pittsburgh 27; Team Rebounds — Connecticut 2, Pittsburgh 6; Turnovers — Connecticut 13, Pittsburgh 15; Attendance — 5,072; Game Officials — Dick Slomkowski, Gene Monje, Al Lucas.

1983-84 UConn Basketball Box Scores (Cont.)

January 10, 1984
St. John's 68, Connecticut 65
Alumni Hall — Jamaica, NY

CONNECTICUT	FGM-AFTM-A	R	PF	A	TP
Eddie Williams	5-6 0-0	2	2	1	10
Ray Broxton	1-3 0-0	4	5	1	2
Tim Coles	6-10 4-10	13	4	0	16
Earl Kelley	5-15 3-4	0	1	0	13
Karl Hobbs	3-8 0-0	1	3	9	6
Alvin Frederick	6-9 0-2	7	4	1	12
Gerry Besselink	1-2 0-0	5	2	0	2
Vernon Giscombe	2-2 0-0	1	0	0	4
TOTALS	29-55 7-16	33	21	12	65
ST. JOHN'S	FGM-AFTM-A	R	PF	A	TP
Willie Glass	3-7 4-5	7	1	0	10
Ron Stewart	4-12 3-4	7	1	3	11
Bill Wennington	2-2 1-2	1	1	0	5
Chris Mullin	8-16 5-6	8	0	5	21
Mike Moses	5-7 1-3	2	3	4	11
Jeff Allen	3-6 2-5	2	5	3	8
Mark Jackson	0-0 0-0	0	2	2	0
Mike Feigenbaum	1-2 0-1	0	0	0	2
TOTALS	26-52 16-26	32	13	17	68

Halftime Score — Connecticut 38, St. John's 28; Team Rebounds — Connecticut 0, St. John's 5; Turnovers — Connecticut 9, St. John's 8; Attendance — 5,016; Game Officials — Jody Silvester, Nick Gaetano, Jay Evans.

January 14, 1984
Connecticut 76, Seton Hall 68
UConn Field House — Storrs, CT

SETON HALL	FGM-AFTM-A	R	PF	A	TP
Ricky Burton	0-2 3-6	3	1	0	3
Andre McCloud	4-11 3-5	8	5	1	11
Marvin Morris	4-8 0-0	6	4	0	8
Mike Jones	2-4 0-1	1	2	7	4
Ken Powell	3-11 4-5	3	5	5	10
Phil Whitaker	3-10 0-0	3	2	0	6
Ransom Eaves	8-12 4-5	4	4	4	20
Jim Wood	3-4 0-0	1	3	0	6
TOTALS	27-62 14-22	34	26	17	68
CONNECTICUT	FGM-AFTM-A	R	PF	A	TP
Ray Broxton	4-6 1-1	5	3	4	9
Eddie Williams	4-13 4-7	11	2	2	12
Tim Coles	1-3 1-3	9	4	0	3
Earl Kelley	5-10 4-4	3	2	3	14
Karl Hobbs	4-8 3-3	1	3	6	11
Alvin Frederick	4-11 1-4	8	2	2	9
Vernon Giscombe	5-9 2-2	2	3	2	12
Gerry Besselink	2-3 0-0	4	2	2	4
Vicente Ithier	1-1 0-0	0	1	1	2
Ken Henry	0-2 0-0	1	1	0	0
TOTALS	30-66 16-24	47	23	22	76

Halftime Score — Connecticut 32, Seton Hall 31; Team Rebounds — Connecticut 3, Seton Hall 5; Turnovers — Connecticut 17, Seton Hall 15; Attendance — 4,660 (sell out); Game Officials — Jack Hannon, Dick Lynch, Larry Cavanaugh.

January 18, 1984
Syracuse 95, Connecticut 68
Hartford Civic Center — Hartford, CT

SYRACUSE	FGM-AFTM-A	R	PF	A	TP
Rafael Addison	9-13 2-2	3	2	3	20
Sean Kerins	2-4 4-4	2	1	1	8
Andre Hawkins	6-11 3-4	9	3	4	15
Dwayne Washington	8-9 0-1	1	3	9	16
Gene Waldron	1-1 2-2	2	3	3	4
Wendell Alexis	2-3 2-2	4	4	3	6
Greg Monroe	4-6 0-0	1	0	3	8
George Papadakos	3-3 4-4	4	3	0	10
Howard Triche	2-4 0-0	6	1	0	4
Sonny Spera	0-1 2-2	0	0	1	2
John Karpis	0-1 2-3	1	1	0	2
TOTALS	37-56 21-24	35	21	27	95
CONNECTICUT	FGM-AFTM-A	R	PF	A	TP
Ray Broxton	2-5 0-0	5	4	2	4
Eddie Williams	3-8 0-0	3	1	5	6
Tim Coles	0-3 2-2	3	0	0	2
Earl Kelley	5-11 3-3	0	1	1	13
Karl Hobbs	5-9 2-2	4	3	3	12
Alvin Frederick	4-7 1-2	2	2	1	9
Vernon Giscombe	1-3 0-1	0	0	0	2
Gerry Besselink	1-3 0-1	3	1	0	2
Ken Henry	2-6 0-0	2	0	1	4
Vicente Ithier	1-6 0-0	1	3	5	2
Larry Blucher	2-4 0-1	2	1	0	4
Matt Bremmer	1-1 2-3	1	3	0	4
Peter Coolidge	2-4 0-1	2	0	0	4
TOTALS	29-70 10-16	31	19	18	68

Halftime Score — Syracuse 39, Connecticut 31; Team Rebounds — Connecticut 3, Syracuse 2; Turnovers — Connecticut 18, Syracuse 16; Attendance — 12,688; Game Officials — Tim Higgins, John Bonder, Jim Garvey.

January 21, 1984
Connecticut 70, Providence 67
Providence Civic Center — Providence, RI

CONNECTICUT	FGM-AFTM-A	R	PF	A	TP
Ray Broxton	10-13 0-0	3	4	2	20
Alvin Frederick	4-10 3-3	2	3	3	11
Tim Coles	3-5 5-6	2	1	0	11
Karl Hobbs	3-6 0-0	3	3	3	6
Eddie Williams	4-11 2-2	3	3	4	10
Vernon Giscombe	2-4 2-2	0	2	1	6
Larry Blucher	3-3 0-0	2	2	0	6
Gerry Besselink	0-0 0-0	1	0	1	0
Vicente Ithier	0-1 0-0	0	1	0	0
TOTALS	29-53 12-13	18	19	14	70
PROVIDENCE	FGM-AFTM-A	R	PF	A	TP
Brian Waller	3-6 3-4	3	2	2	9
Ray Knight	0-2 0-0	3	2	0	0
Otis Thorpe	9-11 8-10	7	3	3	26
Donnie Brown	1-2 0-0	0	2	4	2
Billy Donovan	2-2 0-2	1	1	2	4
Keith Lomax	4-6 2-4	3	1	3	10
Carl Hill	3-6 0-2	0	1	1	6
Dave Kipfer	0-0 0-0	1	0	0	0
Harold Starks	1-1 0-0	2	2	3	2
Sean Canty	4-4 0-0	3	0	3	8
TOTALS	27-40 13-22	24	14	21	67

Halftime Score — Providence 37, Connecticut 33; Team Rebounds — Connecticut 2, Providence 1; Turnovers — Connecticut 8, Providence 15; Attendance — 6,538; Game Officials — Dick Paparo, Gene Monje, Gene Susi.

January 25, 1984
Connecticut 67, New Hampshire 65
UConn Field House — Storrs, CT

NEW HAMPSHIRE	FGM-AFTM-A	R	PF	A	TP
Dan Nolan	4-9 0-0	10	3	3	8
Greg Steele	5-9 2-2	2	2	2	12
Dirk Koopman	5-8 2-2	5	1	2	12
Al McClain	8-21 5-6	4	2	3	21
Todd Black	3-7 0-0	1	5	4	6
Ty Bridge	1-2 0-0	2	1	0	2
Andy Johnston	0-0 0-0	0	1	1	0
Ted DiGrande	0-0 4-4	0	1	0	4
TOTALS	26-56 13-14	27	16	15	65
CONNECTICUT	FGM-AFTM-A	R	PF	A	TP
Ray Broxton	6-8 2-3	7	2	1	14
Alvin Frederick	1-6 2-4	4	2	3	4
Tim Coles	1-3 2-2	10	5	0	4
Karl Hobbs	5-11 2-2	2	2	12	12
Eddie Williams	9-14 0-1	7	2	0	18
Vernon Giscombe	5-10 3-4	1	2	2	13
Gerry Besselink	0-1 0-0	0	0	0	0
Ken Henry	1-2 0-0	1	1	0	2
Vicente Ithier	0-0 0-0	0	1	2	0
TOTALS	28-55 11-16	34	17	20	67

Halftime Score — New Hampshire 39, Connecticut 36; Team Rebounds — Connecticut 2, New Hampshire 3; Turnovers — Connecticut 14, New Hampshire 13; Attendance — 4,094; Game Officials — Frank Vieira, Pat Amendola, Jim Potter.

January 27, 1984
Villanova 69, Connecticut 58
Hartford Civic Center — Hartford, CT

VILLANOVA	FGM-AFTM-A	R	PF	A	TP
Harold Pressley	3-6 4-8	6	3	3	10
Frank Dobbs	6-9 8-8	5	1	3	20
Ed Pinckney	3-6 1-2	7	2	1	7
Dwight Wilbur	1-5 0-0	3	3	0	2
Gary McLain	6-13 6-8	2	3	10	18
Harold Jensen	1-2 0-0	1	0	0	2
Chuck Everson	0-0 0-0	0	0	0	0
Dwayne McClain	3-3 4-7	3	1	0	10
Rollie Massimino	0-0 0-0	0	0	0	0
Michael Enright	0-1 0-0	0	0	0	0
Connally Brown	0-0 0-0	1	0	0	0
TOTALS	23-45 23-33	28	13	17	69
CONNECTICUT	FGM-AFTM-A	R	PF	A	TP
Ray Broxton	9-14 0-0	8	5	1	18
Alvin Frederick	12-16 1-1	3	4	2	25
Tim Coles	1-2 0-0	4	3	0	2
Karl Hobbs	2-9 0-1	2	3	9	4
Eddie Williams	1-5 2-2	1	4	1	4
Vernon Giscombe	2-8 0-2	4	4	1	4
Larry Blucher	0-1 0-0	0	0	0	0
Ken Henry	0-1 0-0	3	2	0	0
Gerry Besselink	0-2 1-2	3	0	0	1
Vicente Ithier	0-1 0-0	1	1	0	0
TOTALS	27-59 4-8	34	26	14	58

Halftime Score — Villanova 34, Connecticut 26; Team Rebounds — Connecticut 5, Villanova 0; Turnovers — Connecticut 10, Villanova 9; Attendance — 15,673 (sellout); Game Officials — Fred Hikel, Art Mellace, John Letscher.

1983-84 UConn Basketball Box Scores (Cont.)

January 31, 1984

Boston College 82, Connecticut 67
Roberts Center — Chestnut Hill, MA

CONNECTICUT	FGM-AFTM-A	R	PF	A	TP
Ray Broxton	5-11 2-2	5	3	0	12
Eddie Williams	3-7 5-6	2	2	3	11
Tim Coles	4-6 2-4	12	4	0	10
Karl Hobbs	2-9 1-2	1	4	7	5
Alvin Frederick	5-11 3-3	4	4	0	13
Vernon Giscombe	1-1 2-2	2	1	1	4
Ken Henry	0-0 0-1	0	2	0	0
Gerry Besselink	0-0 0-0	0	0	0	0
Vicente Ithier	1-3 5-7	0	3	2	7
Larry Blucher	2-3 1-1	6	1	0	5
Matt Bremmer	0-0 0-0	0	0	0	0
TOTALS	23-51 21-28	35	24	13	67
BOSTON COLLEGE	FGM-AFTM-A	R	PF	A	TP
Martin Clark	5-8 0-1	7	2	6	10
Jay Murphy	8-16 6-8	9	1	1	22
Roger McCready	1-2 2-5	1	5	1	4
Michael Adams	5-9 4-6	2	2	5	14
Dominic Pressley	0-3 2-4	0	3	2	2
Terrence Tatley	2-2 2-2	0	4	2	6
Stu Primus	4-6 0-0	1	0	1	8
Tim O'Shea	1-1 0-0	1	1	1	2
Troy Bowers	2-2 2-2	2	1	0	6
Rodney Rice	2-2 3-3	0	2	0	7
Russ Doherty	0-1 0-0	0	0	0	0
Charlie Michol	0-0 1-2	0	1	0	1
TOTALS	30-52 22-33	26	22	19	82

Halftime Score — Boston College 40, Connecticut 29; Team Rebounds — Connecticut 3, Boston College 3; Turnovers — Connecticut 16, Boston College 11; Attendance — 4,200; Game Officials — John Bonder, Peter Pavia, Dick Slomkowski.

February 4, 1984

Georgetown 87, Connecticut 62
Capital Centre — Landover, MD

CONNECTICUT	FGM-AFTM-A	R	PF	A	TP
Ray Broxton	4-8 0-0	5	2	1	8
Alvin Frederick	2-9 8-10	8	1	2	12
Tim Coles	6-7 6-10	5	2	1	18
Karl Hobbs	3-7 2-2	1	1	5	8
Eddie Williams	2-9 1-3	3	5	4	5
Vernon Giscombe	2-3 0-0	0	1	2	4
Larry Blucher	0-0 0-0	0	3	0	0
Vicente Ithier	1-8 0-1	2	2	1	2
Gerry Besselink	1-2 0-0	6	1	1	2
Ken Henry	1-2 1-2	1	2	0	3
Matt Bremmer	0-0 0-0	0	1	0	0
TOTALS	22-55 18-28	33	21	17	62
GEORGETOWN	FGM-AFTM-A	R	PF	A	TP
David Wingate	4-8 3-4	2	2	3	11
Michael Graham	2-2 1-2	0	0	0	5
Patrick Ewing	8-14 7-7	15	3	0	23
Fred Brown	1-2 0-0	1	2	2	2
Michael Jackson	2-4 0-1	0	2	3	4
Gene Smith	1-1 0-0	1	5	3	2
Reggie Williams	5-11 4-4	5	4	5	14
Bill Martin	4-11 1-1	8	3	2	9
Horace Broadnax	5-6 3-3	0	0	2	13
Ralph Dalton	1-1 0-0	0	2	0	2
Clifton Dairsow	1-1 0-1	0	0	0	2
Victor Morris	0-0 0-0	0	0	0	0
TOTALS	34-61 19-23	35	23	20	87

Halftime Score — Georgetown 39, Connecticut 27; Team Rebounds — Connecticut 2, Georgetown 3; Turnovers — Connecticut 18, Georgetown 12; Attendance — 11,721; Game Officials — Edgar Cartotto, Tim Higgins, Jay Jaworski.

February 6, 1984

Pittsburgh 75, Connecticut 71, OT
UConn Field House — Storrs, CT

PITTSBURGH	FGM-AFTM-A	R	PF	A	TP
Clyde Vaughan	11-22 7-8	12	3	2	29
Andre Williams	7-8 0-1	4	3	1	14
Keith Armstrong	2-4 1-4	3	4	0	5
George Allen	0-4 4-4	0	4	1	4
Billy Culbertson	2-4 0-1	5	2	7	4
Chip Watkins	2-8 5-5	8	4	1	9
Curtis Aiken	2-9 4-5	1	1	0	8
Matt Miklasevich	1-1 0-0	0	0	0	2
Joey David	0-1 0-0	0	1	0	0
TOTALS	27-61 21-28	39	22	12	75
CONNECTICUT	FGM-AFTM-A	R	PF	A	TP
Ray Broxton	5-9 2-3	4	3	1	12
Alvin Frederick	2-6 2-5	12	3	5	6
Tim Coles	5-8 2-4	9	4	0	12
Karl Hobbs	6-11 1-1	3	5	6	13
Eddie Williams	4-9 0-0	1	4	2	8
Earl Kelley	3-8 4-6	3	4	1	10
Gerry Besselink	0-0 0-0	0	0	0	0
Vernon Giscombe	4-6 2-3	1	2	3	10
Larry Blucher	0-0 0-0	0	1	0	0
Vicente Ithier	0-0 0-0	0	0	0	0
TOTALS	29-57 13-22	36	26	18	71

Halftime Score — Pittsburgh 37, Connecticut 35; Score at end of Regulation — 62-62; Team Rebounds — Connecticut 3, Pittsburgh 6; Turnovers — Connecticut 15, Pittsburgh 14; Attendance — 3,985; Game Officials — Fred Hikel, Joe Mingle, Jim Garvey.

February 11, 1984

St. John's 84, Connecticut 65
Hartford Civic Center — Hartford, CT

ST. JOHN'S	FGM-AFTM-A	R	PF	A	TP
Chris Mullin	13-21 4-4	5	1	4	30
Jeff Allen	5-7 5-6	11	3	1	15
Bill Wennington	2-3 2-2	4	4	0	6
Mark Jackson	4-6 5-7	1	2	3	13
Mike Moses	1-3 10-10	1	3	7	12
Willie Glass	1-1 4-6	6	0	0	6
Ron Stewart	1-2 0-0	0	4	1	2
Mike Feigenbaum	0-1 0-0	1	0	0	0
Bob Antonelli	0-0 0-0	0	0	0	0
TOTALS	27-44 30-35	31	17	16	84
CONNECTICUT	FGM-AFTM-A	R	PF	A	TP
Ray Broxton	2-3 0-0	3	2	0	4
Eddie Williams	4-7 4-4	4	4	0	12
Tim Coles	2-7 1-4	4	5	0	5
Earl Kelley	3-8 6-7	1	3	3	12
Karl Hobbs	2-7 2-2	1	3	5	6
Vernon Giscombe	8-14 0-0	0	3	1	16
Alvin Frederick	3-4 1-3	3	3	0	7
Larry Blucher	1-1 1-3	3	1	0	3
Ken Henry	0-1 0-0	1	1	0	0
Gerry Besselink	0-1 0-0	1	0	0	0
Vicente Ithier	0-1 0-0	0	1	2	0
TOTALS	25-54 15-23	25	26	11	65

Halftime Score — St. John's 40, Connecticut 34; Team Rebounds — Connecticut 4, St. John's 2; Turnovers — Connecticut 13, St. John's 11; Attendance — 13,090; Game Officials — Dick Paparo, Mickey Crowley, Jim Burr.

February 15, 1984

Connecticut 79, Seton Hall 57
Walsh Gym — South Orange, NJ

CONNECTICUT	FGM-AFTM-A	R	PF	A	TP
Ray Broxton	6-11 2-2	6	2	1	14
Eddie Williams	5-13 6-7	3	1	4	16
Tim Coles	6-7 2-2	3	4	0	14
Vernon Giscombe	4-10 3-4	4	1	4	11
Karl Hobbs	4-7 5-6	2	2	4	13
Peter Coolidge	0-2 0-0	0	0	0	0
Alvin Frederick	1-4 0-0	6	1	1	2
Larry Blucher	0-1 0-0	0	1	0	0
Ken Henry	0-1 0-0	1	1	0	0
Gerry Besselink	2-3 1-1	3	1	0	5
Vicente Ithier	1-1 2-3	0	0	0	4
Matt Bremmer	0-0 0-1	1	2	0	0
TOTALS	29-60 21-26	33	16	14	79
SETON HALL	FGM-AFTM-A	R	PF	A	TP
Andre McCloud	4-8 2-2	4	3	1	10
Tom Brown	4-7 0-0	10	4	2	8
Marvin Morris	4-8 1-2	2	3	0	9
Mike Jones	1-2 0-0	1	1	2	2
Ransom Eaves	6-17 1-1	2	3	4	13
Ken Powell	3-4 2-2	3	5	3	8
Brad Broussard	0-4 2-2	1	2	1	2
Phil Whitaker	0-0 0-0	0	0	0	0
Sir John Collins	0-0 0-0	1	0	0	0
Nate Rogers	0-3 0-0	2	0	0	0
Ricky Burton	0-3 3-4	3	2	1	3
Spencer Bryant	0-0 0-0	1	0	0	0
Dan Stefankiewicz	0-0 2-2	0	0	0	2
Bob Vogt	0-1 0-0	1	1	0	0
TOTALS	22-57 13-15	35	24	14	57

Halftime Score — Connecticut 38, Seton Hall 32; Team Rebounds — Connecticut 4, Seton Hall 4; Turnovers — Connecticut 13, Seton Hall 22; Attendance — 2,053; Game Officials — Larry Lembo, Jody Silvester, John Kelley.

February 18, 1984

Syracuse 87, Connecticut 85 (3OT)
Carrier Dome — Syracuse, NY

CONNECTICUT	FGM-AFTM-A	R	PF	A	TP
Ray Broxton	3-9 1-1	6	5	2	7
Eddie Williams	6-11 8-9	9	3	2	20
Tim Coles	6-11 3-5	12	5	0	15
Vernon Giscombe	9-22 6-6	4	1	3	24
Karl Hobbs	1-12 2-4	5	4	9	4
Alvin Frederick	4-6 1-2	4	5	1	9
Gerry Besselink	1-1 0-0	1	3	0	2
Vicente Ithier	1-2 0-0	0	2	0	2
Larry Blucher	0-0 2-2	2	1	0	2
TOTALS	31-74 23-29	43	29	17	85
SYRACUSE	FGM-AFTM-A	R	PF	A	TP
Rafael Addison	6-13 0-0	10	5	3	12
Sean Kerins	5-9 3-4	6	0	0	13
Andre Hawkins	5-9 3-5	6	5	0	13
Dwayne Washington	5-12 3-5	6	4	8	13
Gene Waldron	3-9 1-3	1	4	8	7
Wendell Alexis	4-8 6-7	8	5	1	14
Greg Monroe	6-7 0-1	1	0	0	12
George Papadacos	0-0 2-2	0	1	0	2
Sonny Spera	0-0 0-0	0	0	0	0
Howard Triche	0-0 1-3	1	0	0	1
TOTALS	34-67 19-30	45	24	20	87

Halftime Score — Syracuse 36, Connecticut 29; Score at end of Regulation — 67-67; Score at end of 1st Overtime — 77-77; Score at end of 2nd Overtime — 79-79; Team Rebounds — Connecticut 0, Syracuse 6; Turnovers — Connecticut 18, Syracuse 12; Attendance — 29,294; Game Officials — Mickey Crowley, Jody Silvester, Jim Burr.

1983-84 UConn Basketball Box Scores (Cont.)

February 20, 1984

Connecticut 62, Providence 59
UConn Field House — Storrs, CT

PROVIDENCE	FGM-AFTM-A	R	PF	A	TP	
Keith Lomax	0-2	0-0	2	0	1	0
Sean Canty	4-7	2-3	2	4	0	10
Jotis Thorpe	5-10	2-3	10	3	1	12
Don Brown	4-7	0-0	3	4	0	8
Bill Donovan	0-2	0-0	1	1	1	0
Brian Waller	7-10	3-3	3	2	4	17
Harold Starks	0-1	0-0	1	4	4	0
Ernie Lewis	2-6	2-2	0	1	1	6
Ray Knight	2-4	2-2	4	5	0	6
TOTALS	24-49	11-13	31	24	12	59
CONNECTICUT	FGM-AFTM-A	R	PF	A	TP	
Ray Broxton	1-4	0-1	4	2	2	2
Eddie Williams	3-7	4-5	1	3	1	10
Tim Coles	6-13	4-8	15	3	0	16
Vernon Giscombe	4-12	9-9	1	0	2	17
Karl Hobbs	2-6	2-3	4	1	5	6
Alvin Frederick	3-6	3-8	6	1	0	9
Gerry Besselink	0-1	0-0	1	1	1	0
Vicente Ithier	1-2	0-0	0	3	1	2
TOTALS	20-51	22-34	37	14	12	62

Halftime Score — Providence 28, Connecticut 24; Team Rebounds — Connecticut 5, Providence 5; Turnovers — Connecticut 11, Providence 17; Attendance — 4,660 (sold out); Game Officials — Dick Paparo, Dick Slomkowski, John Letscher.

February 25, 1984

Holy Cross 82, Connecticut 73
Hart Center — Worcester, MA

CONNECTICUT	FGM-AFTM-A	R	PF	A	TP	
Ray Broxton	7-9	0-0	4	4	3	14
Vernon Giscombe	8-18	3-3	1	2	1	19
Karl Hobbs	6-8	0-0	2	5	10	12
Peter Coolidge	0-0	0-0	0	0	0	0
Alvin Frederick	7-10	0-0	3	5	3	14
Eddie Williams	1-6	0-0	3	2	0	2
Ken Henry	1-2	0-0	0	1	0	2
Gerry Besselink	0-0	0-0	4	1	0	0
Tim Coles	3-7	4-7	7	5	1	10
Vicente Ithier	0-1	0-0	1	1	4	0
TOTALS	33-61	7-10	26	26	22	73
HOLY CROSS	FGM-AFTM-A	R	PF	A	TP	
Pat Elzie	4-9	9-10	8	3	2	17
Larry Westbrook	3-8	5-6	0	3	2	11
Brian Reale	2-5	2-3	4	0	1	6
Jim Runcie	0-3	0-0	1	0	1	0
Darren Maloney	4-8	0-0	6	2	1	8
Champ Godbolt	4-12	7-8	5	4	4	15
Walter Coates	0-0	2-4	1	1	0	2
Ernie Floyd	8-12	7-11	10	4	1	23
TOTALS	25-57	32-42	39	17	12	82

Halftime Score — Connecticut 40, Holy Cross 33; Team Rebounds — Connecticut 1, Holy Cross 4; Turnovers — Connecticut 15, Holy Cross 13; Attendance — 2,712; Game Officials — Art Mellace, Frank Veiera.

February 28, 1984

Villanova 82, Connecticut 70
Palestra — Philadelphia, PA

CONNECTICUT	FGM-AFTM-A	R	PF	A	TP	
Ray Broxton	1-3	2-2	4	4	1	4
Alvin Frederick	6-12	3-4	7	4	1	15
Tim Coles	2-6	0-0	7	2	0	4
Vernon Giscombe	6-10	5-8	3	2	1	17
Karl Hobbs	5-10	2-3	0	4	5	12
Eddie Williams	1-2	0-0	0	4	0	2
Larry Blucher	1-1	0-0	1	1	0	2
Ken Henry	2-3	0-0	4	1	0	4
Vicente Ithier	0-2	0-0	0	1	0	0
Gerry Besselink	1-3	3-3	3	2	0	5
Peter Coolidge	2-3	1-2	1	0	0	5
Matt Bremmer	0-1	0-0	2	1	0	0
TOTALS	27-56	16-22	35	26	8	70
VILLANOVA	FGM-AFTM-A	R	PF	A	TP	
Harold Pressley	6-8	0-2	6	3	2	12
Dwayne McClain	8-12	2-2	5	3	3	18
Ed Pinckney	8-10	10-17	6	1	3	26
Gary McLain	2-3	2-3	0	4	7	6
Frank Dobbs	2-5	2-2	3	2	6	6
Chuck Everson	2-2	0-1	1	1	0	4
Dwight Wilbur	0-2	1-3	0	2	2	1
Harold Jensen	1-3	2-2	0	3	1	4
Connally Brown	1-2	0-1	1	0	0	2
Michael Enright	0-3	1-2	1	0	0	1
Steve Pinone	0-1	1-2	0	0	0	1
Brian Harrington	0-0	1-2	0	0	0	1
TOTALS	30-51	22-39	27	19	24	82

Halftime Score — Villanova 43, Connecticut 30; Team Rebounds — Connecticut 3, Villanova 4; Turnovers — Connecticut 15, Villanova 10; Attendance — 3,971; Game Officials — Larry Lembo, Gerry Donaghy, John Kelley.

March 3, 1984

Boston College 83, Connecticut 60
Hartford Civic Center — Hartford, CT

BOSTON COLLEGE	FGM-AFTM-A	R	PF	A	TP	
Terrence Talley	3-7	1-2	3	3	1	7
Jay Murphy	10-18	0-1	14	3	0	20
Roger McCreedy	4-9	5-7	8	4	0	13
Michael Adams	4-10	7-8	5	2	4	15
Stu Primus	8-11	1-2	4	2	1	17
Martin Clark	2-9	0-0	5	0	2	4
Troy Bowers	1-4	0-0	3	2	0	2
Tim O'Shea	0-1	0-0	1	2	1	0
Dominic Pressley	0-0	0-0	1	0	2	0
Rodney Rice	0-0	0-1	1	0	0	0
Mark Schmidt	0-1	0-0	0	0	0	0
Russell Doherty	0-0	0-0	0	0	0	0
Mike Sinicki	1-1	1-1	1	0	0	3
Charlie Michol	1-2	0-0	1	0	0	2
TOTALS	34-73	15-22	52	18	11	83

CONNECTICUT	FGM-AFTM-A	R	PF	A	TP	
Ray Broxton	1-6	2-3	5	1	0	4
Eddie Williams	2-7	1-2	2	1	1	5
Tim Coles	4-10	0-1	15	2	0	8
Vernon Giscombe	6-13	3-4	4	5	2	15
Karl Hobbs	2-8	1-1	2	1	5	5
Earl Kelley	1-11	4-4	1	2	1	6
Gerry Besselink	1-4	1-2	9	3	0	3
Alvin Frederick	1-4	0-0	1	1	0	2
Ken Henry	0-1	0-0	0	1	2	0
Larry Blucher	2-4	2-2	1	2	0	6
Vicente Ithier	3-6	0-0	0	1	0	6
Peter Coolidge	0-2	0-0	0	2	0	0
Matt Bremmer	0-0	0-0	1	1	0	0
TOTALS	23-76	14-19	47	23	11	60

Halftime Score — Boston College 37, Connecticut 27; Team Rebounds — Connecticut 6, Boston College 5; Turnovers — Connecticut 18, Boston College 15; Attendance — 13,329; Game Officials — Dick Slomkowski, Larry Cavanagh, Mark Distaola.


March 8, 1984

Syracuse 73, Connecticut 58
BIG EAST CONFERENCE TOURNAMENT
Madison Square Garden — New York

CONNECTICUT	FGM-AFTM-A	R	PF	A	TP	
Ray Broxton	3-8	2-2	4	3	2	8
Alvin Frederick	5-11	1-3	7	3	0	11
Tim Coles	4-13	2-3	9	2	1	10
Vernon Giscombe	7-19	3-5	4	2	4	17
Karl Hobbs	3-5	2-2	1	4	4	8
Eddie Williams	1-3	0-0	3	2	1	2
Gerry Besselink	0-0	0-0	1	0	0	0
Earl Kelley	1-4	0-0	4	1	1	2
Larry Blucher	0-0	0-0	0	0	0	0
Vicente Ithier	0-2	0-0	0	1	0	0
Ken Henry	0-0	0-0	0	0	0	0
Peter Coolidge	0-0	0-0	0	0	0	0
TOTALS	24-65	10-15	36	18	13	58

SYRACUSE	FGM-AFTM-A	R	PF	A	TP	
Rafael Addison	10-19	11-11	8	3	2	31
Sean Kerins	4-9	1-2	3	2	0	9
Andre Hawkins	5-9	2-2	8	2	0	12
Gene Waldron	1-5	2-2	1	1	5	4
Dwayne Washington	5-10	3-4	4	3	2	13
Greg Monroe	1-2	0-0	2	1	7	2
Wendell Alexis	1-2	0-0	6	4	3	2
George Papadakos	0-0	0-0	0	1	0	0
TOTALS	27-56	19-21	36	17	19	73

Halftime Score — Syracuse 38, Connecticut 28; Team Rebounds — Connecticut 3, Syracuse 4; Turnovers — Connecticut 13, Syracuse 12; Attendance — 18,443; Game Officials — Dick Paparo, Fred Hikel, Jim Burr.



1984-85 UConn Basketball Box Scores

November 20, 1984

Connecticut 82, Palmeiras-Brazil 72
UConn Field House — Storrs, CT
Exhibition

PALMEIRAS-BRAZIL		MIN	FGM-A	FTM-A	R	A	PF	TP
Larry Hutchinson	17	0-2	0-0	0	2	1	0	
Fabio Almeida	13	5-7	1-1	1	0	1	11	
Bob Mivevicius	37	7-14	3-3	4	8	0	17	
Cesar Cavalante	30	6-8	2-5	5	0	4	14	
Eduardo Galvao	37	6-11	3-3	1	6	2	15	
Gustavo Aguirre	17	2-5	0-0	3	0	1	4	
Luis Azevedo	15	2-3	0-0	2	3	1	4	
Jose Salani	15	1-4	1-1	0	1	2	3	
Fabio Modanez	19	1-1	2-2	3	0	1	4	
TOTALS	200	30-55	12-15	23	20	13	72	
CONNECTICUT		MIN	FGM-A	FTM-A	R	A	PF	TP
Ray Broxton	26	4-9	1-1	4	1	5	9	
Eddie Williams	22	3-9	0-0	6	4	1	6	
Tim Coles	39	6-10	3-8	7	0	3	15	
Alvin Frederick	30	7-9	2-4	5	2	1	16	
Earl Kelley	29	7-10	6-6	3	7	0	20	
Ken Henry	18	4-7	2-2	2	1	2	10	
Gerry Besselink	12	1-4	0-0	5	1	0	2	
Terence Warren	17	0-2	0-0	1	6	0	0	
Anthony Moyer	6	2-2	0-0	0	0	1	4	
Jeff King	1	0-0	0-0	0	0	1	0	
TOTALS	200	34-62	14-21	37	22	14	82	

Halftime Score—Connecticut 39, Palmeiras 31; Team Rebounds—Connecticut 4, Palmeiras 4; Turnovers—Connecticut 13, Palmeiras 13; Attendance—2,530; Game Officials—Ed Batagowski, Mark Distalora.

November 28, 1984

Minnesota 61, Connecticut 60
Williams Arena — Minneapolis, MN

CONNECTICUT		MIN	FGM-A	FTM-A	R	A	PF	TP
Ray Broxton	36	8-11	0-0	5	0	3	16	
Eddie Williams	35	7-10	1-2	1	0	1	15	
Tim Coles	26	4-6	0-0	10	2	4	8	
Alvin Frederick	32	2-5	0-0	2	2	3	4	
Earl Kelley	34	3-4	3-4	4	5	5	9	
Gerry Besselink	18	4-7	0-0	4	1	2	8	
Ken Henry	8	0-0	0-0	1	0	0	0	
Terence Warren	10	0-1	0-0	1	3	0	0	
Jeff King	1	0-0	0-0	0	0	0	0	
TOTALS	200	29-44	4-6	29	13	18	60	
MINNESOTA		MIN	FGM-A	FTM-A	R	A	PF	TP
Tommy Davis	38	8-17	2-2	1	2	3	18	
Mitchell Lee	23	2-4	0-0	2	1	0	4	
John Shasky	37	7-7	2-5	6	0	2	16	
Marc Wilson	36	4-12	7-8	5	3	1	15	
Todd Alexander	17	1-2	0-2	0	1	4	2	
Gerald Jackson	9	2-4	0-0	0	0	0	4	
Kevin Smith	32	1-7	0-0	3	2	0	2	
David Holmgren	6	0-0	0-0	0	0	0	0	
Paul Van Den Ginde	2	0-0	0-0	1	0	0	0	
TOTALS	200	25-53	11-17	21	9	10	61	

Halftime Score—Minnesota 31, Connecticut 30; Team Rebounds—Connecticut 1, Minnesota 3; Turnovers—Connecticut 23, Minnesota 12; Attendance—10,021; Game Officials—Jim Bain, Verle Sell, Ed Hightower.

December 4, 1984

Connecticut 95, Yale 77
Payne Whitney Gym — New Haven, CT

CONNECTICUT		MIN	FGM-A	FTM-A	R	A	PF	TP
Ray Broxton	22	2-6	0-0	4	0	4	4	
Tim Coles	23	8-14	1-1	8	3	3	17	
Gerry Besselink	26	4-8	1-1	9	0	3	9	
Earl Kelley	25	6-9	2-2	1	9	1	14	
Alvin Frederick	23	10-17	2-3	5	4	3	22	
Ken Henry	23	1-4	1-2	3	0	2	3	
Terence Warren	13	2-3	0-0	2	0	2	4	
Anthony Moyer	15	2-5	1-3	2	0	0	5	
Terry Coffey	17	2-4	4-4	3	5	0	8	
John Shea	10	2-4	3-6	3	0	0	7	
Scott Carson	2	1-2	0-0	0	0	0	2	
Scott Carson	1	0-0	0-0	0	0	0	0	
TOTALS	200	40-76	15-22	44	21	18	95	
YALE		MIN	FGM-A	FTM-A	R	A	PF	TP
Brian Kasbar	14	2-2	0-1	2	0	2	4	
Chris Kelly	29	5-11	2-2	7	3	1	12	
Chris Dudley	37	6-16	2-5	11	0	4	14	
Brian Fitzpatrick	19	3-10	0-0	1	0	2	6	
Pete White	38	6-13	2-2	3	5	3	14	
Chad Luddington	5	0-0	3-4	1	0	2	3	
Ken Wheeler	17	4-8	0-0	3	0	0	8	
Matt Whitehead	16	3-6	2-2	2	1	2	8	
Val Carloti	16	1-2	0-0	0	2	3	2	
Eric Mitchell	2	0-0	2-2	0	0	0	2	
Jeb Boasberg	2	0-1	0-0	2	0	0	0	
John Rice	2	1-1	0-0	0	0	0	2	
Paul Maley	2	0-0	0-0	1	0	0	0	
Mike Denzel	1	1-1	0-0	0	0	1	2	
TOTALS	200	32-71	13-18	42	11	20	77	

Halftime Score—Connecticut 42, Yale 28; Team Rebounds—Connecticut 4, Yale 9; Turnovers—Connecticut 7, Yale 15; Attendance—2,876; Game Officials—Tom Casey, Jay Jaworski.

December 6, 1984

Connecticut 64, Massachusetts 52
UConn Field House — Storrs, CT

MASSACHUSETTS		MIN	FGM-A	FTM-A	R	A	PF	TP
Ron Young	23	0-3	2-2	0	1	4	2	
Bobby Braun	35	1-3	0-0	5	0	4	2	
Horace Neysmith	35	4-10	7-10	3	1	3	15	
Carl Smith	36	4-6	4-4	2	4	2	12	
Donald Russell	30	4-10	2-4	6	1	2	10	
Darryl Caster	17	4-7	1-2	0	0	0	9	
Tom Emerson	16	1-1	0-0	5	0	1	2	
Lorenzo Sutton	7	0-1	0-0	0	1	0	0	
Wilbert Hicks	1	0-0	0-0	0	0	1	0	
TOTALS	200	18-41	16-22	27	8	17	52	
CONNECTICUT		MIN	FGM-A	FTM-A	R	A	PF	TP
Ray Broxton	22	5-10	0-0	5	0	4	10	
Tim Coles	33	5-8	1-2	5	0	4	11	
Gerry Besselink	28	3-6	0-0	6	0	3	6	
Earl Kelley	39	7-11	6-7	1	5	1	20	
Alvin Frederick	36	7-13	2-4	7	3	2	16	
Anthony Moyer	25	0-4	1-2	0	3	1	1	
Ken Henry	3	0-0	0-0	0	0	1	0	
Terence Warren	9	0-1	0-0	0	2	2	0	
Terry Coffey	5	0-1	0-0	2	2	3	0	
TOTALS	200	27-54	10-15	31	15	21	64	

Halftime Score—Massachusetts 28, Connecticut 27; Team Rebounds—Connecticut 5, Massachusetts 6; Turnovers—Connecticut 14, Massachusetts 17; Attendance—3,168; Game Officials—Jackie Hannon, Jim Burr, Joe Mingle.

December 8, 1984

Ohio State 72, Connecticut 65
Hartford Civic Center — Hartford, CT

OHIO STATE		MIN	FGM-A	FTM-A	R	A	PF	TP
Dennis Hopson	24	4-10	2-2	5	2	2	10	
Joe Concheck	29	4-8	0-0	2	0	2	8	
Brad Sellers	34	9-21	3-4	11	1	3	21	
Ronnie Stokes	26	3-7	0-2	6	3	3	6	
Troy Taylor	31	4-8	2-2	1	7	5	10	
Clarence McGee	23	3-7	2-3	12	0	3	8	
Dave Jones	23	2-6	5-5	2	1	2	9	
John Anderson	10	0-2	0-0	2	0	3	0	
TOTALS	200	29-69	14-19	45	14	23	72	
CONNECTICUT		MIN	FGM-A	FTM-A	R	A	PF	TP
Ray Broxton	34	7-13	3-6	9	2	1	17	
Tim Coles	33	2-6	0-1	10	1	4	4	
Gerry Besselink	24	0-5	0-0	6	0	2	0	
Earl Kelley	38	4-13	7-7	0	7	3	15	
Alvin Frederick	36	7-16	4-9	7	1	3	18	
Anthony Moyer	7	1-2	0-0	1	0	0	2	
Terence Warren	8	2-5	1-3	3	1	1	5	
Jeff King	14	2-3	0-0	2	0	1	4	
Terry Coffey	2	0-1	0-0	1	0	4	0	
Ken Henry	4	0-1	0-1	0	0	0	0	
TOTALS	200	25-65	15-27	47	12	19	65	

Halftime Score—Ohio State 31, Connecticut 22; Team Rebounds—Connecticut 8, Ohio State 4; Turnovers—Connecticut 18, Ohio State 14; Attendance—10,337; Game Officials—Dick Paparo, Fred Hikel, Bob Showalter.

December 11, 1984

Fairfield 81, Connecticut 74
New Haven Coliseum — New Haven, CT

FAIRFIELD		MIN	FGM-A	FTM-A	R	A	PF	TP
Pat Yorina	36	5-13	6-7	14	2	2	16	
Aaron Brown	20	2-6	0-1	3	0	2	4	
Jeff Gromos	35	5-10	1-3	4	0	2	11	
Tony George	38	11-19	5-6	6	3	4	27	
A. J. Wynder	37	2-7	9-11	2	6	3	13	
Tim O'Toole	24	1-2	4-4	2	3	4	6	
Ed Golden	7	0-2	0-2	1	1	0	0	
Chip Simenz	3	0-0	4-4	1	0	0	4	
TOTALS	200	26-59	29-38	39	15	17	81	
CONNECTICUT		MIN	FGM-A	FTM-A	R	A	PF	TP
Ray Broxton	26	7-12	7-7	5	3	3	21	
Ken Henry	17	3-4	0-0	4	0	4	6	
Gerry Besselink	26	3-6	2-3	13	1	5	8	
Earl Kelley	36	4-11	0-0	3	7	3	8	
Alvin Frederick	39	5-16	1-1	5	3	4	15	
Anthony Moyer	10	1-2	0-0	0	2	0	2	
Jeff King	15	1-6	0-0	2	1	1	2	
Terry Coffey	4	0-0	0-0	0	0	3	0	
Terence Warren	26	4-9	2-4	3	6	5	10	
John Shea	1	1-1	0-0	0	0	0	2	
TOTALS	200	31-67	12-15	40	23	28	74	

Halftime Score—Fairfield 37, Connecticut 36; Team Rebounds—Connecticut 5, Fairfield 4; Turnovers—Connecticut 18, Fairfield 15; Attendance—2,535; Game Officials—Mickey Crowley, Ed Batagowski, Dick Lynch.

1984-85 UConn Basketball Box Scores (Cont.)

December 15, 1984
Connecticut 93, Rhode Island 63
UConn Field House — Storrs, CT

RHODE ISLAND	MIN	FGM-A	FTM-A	R	A	PF	TP
Todd Bozeman	26	4-7	0-0	3	3	5	8
Jesse Long	8	1-2	0-0	4	0	0	2
Chris Scott	31	5-10	5-6	9	1	2	15
Carlton Owens	35	2-8	0-0	3	3	1	4
Tony Taylor	17	4-11	4-6	1	1	5	12
Tony Tucker	19	3-8	2-2	1	2	3	8
Dennis Tabisz	18	2-5	0-0	2	0	5	4
Tom Garrick	28	1-6	4-6	3	3	4	6
Gavin Scott	4	0-1	0-0	1	0	0	0
Jim Childs	8	0-0	2-2	1	0	0	2
Paul Dudzinski	4	0-2	0-0	0	2	0	0
Tony Lopes	2	0-1	2-2	2	0	0	2
TOTALS	200	22-61	19-24	40	15	25	63
CONNECTICUT	MIN	FGM-A	FTM-A	R	A	PF	TP
Ray Broxton	26	6-9	0-0	4	1	2	12
Eddie Williams	22	7-10	0-0	2	0	1	14
Gerry Besselink	22	1-1	0-2	1	1	3	2
Earl Kelley	25	4-7	7-8	2	5	1	15
Alvin Frederick	24	4-8	1-2	5	5	2	9
Terence Warren	16	0-2	2-3	1	6	3	2
Jeff King	16	2-5	0-0	5	1	1	4
Terry Coffey	12	4-5	4-5	3	1	2	12
Anthony Moyer	14	3-7	2-2	1	2	4	8
Ken Henry	10	2-4	2-3	3	0	1	6
John Shea	9	2-5	2-3	2	2	1	6
Scott Carson	4	1-1	1-1	0	0	0	3
TOTALS	200	36-64	21-29	37	24	21	93

Halftime Score—Connecticut 45, Rhode Island 27; Team Rebounds—Connecticut 8, Rhode Island 10; Turnovers—Connecticut 12, Rhode Island 23; Attendance—3,358; Game Officials—Larry Lembo, Gene Monje, Robert Donato.

December 28, 1984
Connecticut 81, New Hampshire 57
Connecticut Mutual Classic — Hartford Civic Center
Hartford, CT — First Round

NEW HAMPSHIRE	MIN	FGM-A	FTM-A	R	A	PF	TP
Ty Bridge	29	4-6	0-0	2	1	1	8
Greg Steele	25	2-4	1-2	2	0	2	5
Dirk Koopman	35	5-7	1-2	8	7	3	11
James Best	34	6-16	3-4	1	5	2	15
Andy Johnston	38	5-9	4-5	1	4	3	14
Rodney Johnson	13	1-6	0-0	3	0	3	2
Todd Black	10	0-2	0-0	0	1	1	0
Ted DiGrande	2	0-0	0-0	0	0	1	0
Pat Galvin	5	0-0	0-0	1	0	1	0
Keith Hinderlie	6	0-1	0-0	2	0	0	0
Marshall Tait	2	1-1	0-0	0	0	0	2
TOTALS	200	24-52	9-13	27	18	17	57
CONNECTICUT	MIN	FGM-A	FTM-A	R	A	PF	TP
Ray Broxton	25	6-7	2-2	3	4	3	14
Alvin Frederick	19	0-11	1-2	4	2	2	1
Tim Coles	25	6-7	0-1	5	0	1	12
Earl Kelley	24	5-9	4-4	1	5	1	14
Eddie Williams	26	5-9	0-2	7	2	0	10
Terry Coffey	13	2-4	2-2	3	1	4	6
Terence Warren	11	1-3	2-4	3	3	0	4
Gerry Besselink	19	4-6	1-2	6	4	2	9
Jeff King	18	3-4	1-2	5	0	1	7
Anthony Moyer	13	2-5	0-0	0	1	2	4
John Shea	5	0-1	0-0	1	1	1	0
Scott Carson	2	0-1	0-0	0	0	0	0
TOTALS	200	34-67	13-21	41	23	17	61

Halftime Score—Connecticut 38, New Hampshire 30; Team Rebounds—Connecticut 3, New Hampshire 7; Turnovers—Connecticut 11, New Hampshire 19; Attendance—10,751; Game Officials—Jody Silvester, Ed Batagowski, John Bonder.

December 29, 1984
Iona 55, Connecticut 54
Connecticut Mutual Classic — Hartford Civic Center
Hartford, CT — Championship Game

IONA	MIN	FGM-A	FTM-A	R	A	PF	TP
Wendell Walters	26	1-3	0-0	6	1	3	2
Tony Hargraves	38	6-7	1-1	4	1	3	13
Bob Coleman	34	2-7	0-0	3	2	5	4
Rory Grimes	40	6-16	5-7	3	4	2	17
Richie Simmonds	16	4-7	3-3	0	1	5	11
Jeff Wilder	6	0-0	0-0	2	1	1	0
John Kijonek	21	1-1	0-1	1	0	1	2
Arnie Russell	14	2-3	2-2	1	0	1	6
Eddie Harris	5	0-1	0-0	0	1	0	0
TOTALS	200	22-45	11-14	24	11	21	55
CONNECTICUT	MIN	FGM-A	FTM-A	R	A	PF	TP
Ray Broxton	36	6-11	1-1	4	4	2	13
Alvin Frederick	12	0-2	0-0	1	0	4	0
Tim Coles	36	2-7	0-1	10	1	4	4
Earl Kelley	37	3-9	3-6	4	4	2	9
Eddie Williams	37	6-12	0-0	6	1	3	12
Gerry Besselink	7	1-1	1-3	2	0	0	3
Terence Warren	9	0-1	1-2	0	0	0	1
Jeff King	6	0-1	0-0	0	0	0	0
Anthony Moyer	5	1-1	0-0	0	0	1	2
Terry Coffey	15	3-6	4-4	2	0	2	10
TOTALS	200	22-51	10-17	36	10	18	54

Halftime Score—Iona 30, Connecticut 22; Team Rebounds—Connecticut 7, Iona 4; Turnovers—Connecticut 18, Iona 13; Attendance—11,832. Game Officials—Pete Pavia, Dave Pollack, Dick Lynch.

January 2, 1985
St. John's 57, Connecticut 51
Hartford Civic Center — Hartford, CT

ST. JOHN'S	MIN	FGM-A	FTM-A	R	A	PF	TP
Walter Berry	36	5-8	5-7	12	0	4	15
Willie Glass	22	1-4	0-2	4	3	0	2
Bill Wainwright	37	6-11	6-6	6	1	3	16
Chris Muffin	40	3-11	6-6	3	5	2	1
Mike Moses	28	1-4	2-5	1	2	2	4
Mark Jackson	15	1-3	0-0	2	0	2	2
Ron Rowan	15	1-3	0-0	1	2	0	2
Ron Stewart	7	0-0	2-2	2	0	4	2
TOTALS	200	18-44	21-28	37	13	17	57
CONNECTICUT	MIN	FGM-A	FTM-A	R	A	PF	TP
Ray Broxton	21	2-5	0-0	3	1	4	4
Eddie Williams	28	3-9	0-0	4	0	3	6
Tim Coles	39	0-3	3-4	10	1	4	3
Earl Kelley	33	7-14	0-0	1	4	3	14
Alvin Frederick	36	5-12	2-2	6	1	4	12
Terence Warren	17	2-5	0-0	0	2	0	4
Gerry Besselink	15	2-3	0-0	2	0	2	4
Terry Coffey	10	1-6	2-5	1	1	2	4
Jeff King	1	0-0	0-2	0	0	0	0
TOTALS	200	22-57	7-13	32	10	22	51

Halftime Score—Connecticut 27, St. John's 22; Team Rebounds—Connecticut 5, St. John's 6; Turnovers—Connecticut 15, St. John's 17; Attendance—12,924; Game Officials—Jackie Hannon, Terry Stoudt, Gerald Donaghy.

January 5, 1985
Villanova 70, Connecticut 59, OT
Field House — Villanova, PA

CONNECTICUT	MIN	FGM-A	FTM-A	R	A	PF	TP
Ray Broxton	45	9-12	2-2	9	0	4	20
Eddie Williams	19	2-5	0-0	5	0	2	4
Tim Coles	40	3-6	0-0	7	1	3	6
Earl Kelley	41	7-14	2-2	1	3	5	16
Alvin Frederick	21	1-5	0-0	4	1	0	2
Terry Coffey	27	2-4	0-2	4	3	2	4
Gerry Besselink	5	0-0	0-0	0	0	1	0
Terence Warren	27	3-8	1-2	2	5	0	7
TOTALS	225	27-54	5-8	37	13	17	59
VILLANOVA	MIN	FGM-A	FTM-A	R	A	PF	TP
Harold Pressley	38	4-9	1-3	6	1	3	9
Dwayne McClain	39	10-15	3-3	5	4	1	23
Ed Pinckney	39	5-9	7-8	7	0	1	17
Gary McLain	37	3-6	0-0	1	8	3	6
Dwight Wilbur	25	3-8	1-1	1	1	2	7
Mark Plansky	14	2-6	0-0	3	1	1	4
Harold Jensen	21	1-7	2-2	2	1	2	4
Chuck Eversen	4	0-0	0-0	0	0	1	0
Wyatt Maker	3	0-2	0-0	1	0	1	0
R. C. Massimino	1	0-0	0-0	0	0	0	0
Valtra Dawson	1	0-0	0-0	0	0	0	0
Connally Brown	2	0-0	0-0	0	0	0	0
Brian Harrington	1	0-0	0-0	0	0	0	0
TOTALS	225	28-62	14-17	28	16	15	70

Halftime Score—Connecticut 28, Villanova 21; Score at end of Regulation—Connecticut 55, Villanova 55; Team Rebounds—Connecticut 5, Villanova 2; Turnovers—Connecticut 15, Villanova 6; Attendance—3,200 (Sellout); Game Officials—Dick Siomkowski, Pete Pavia, Barry Spears.

January 9, 1985
Providence 75, Connecticut 66
Providence Civic Center — Providence, RI

CONNECTICUT	MIN	FGM-A	FTM-A	R	A	PF	TP
Ray Broxton	34	10-19	3-4	6	1	5	23
Eddie Williams	27	1-4	0-0	2	3	4	2
Tim Coles	32	3-6	2-4	6	0	2	8
Earl Kelley	36	6-11	4-4	4	6	4	16
Alvin Frederick	32	3-9	2-2	2	3	2	8
Terry Coffey	21	3-7	1-1	2	0	3	7
Gerry Besselink	7	1-2	0-0	2	0	2	2
Terence Warren	7	0-2	0-0	0	0	0	0
Jeff King	4	0-0	0-0	0	0	0	0
TOTALS	200	27-60	12-15	25	13	22	66
PROVIDENCE	MIN	FGM-A	FTM-A	R	A	PF	TP
Brian Waller	39	8-13	8-9	6	3	2	24
Steve Wright	22	3-6	0-0	4	0	4	6
Ray Knight	38	4-4	2-2	7	2	1	10
Donald Brown	37	8-11	3-5	3	3	2	19
Bill Donovan	22	3-8	0-0	0	4	4	6
Matt Palazzi	3	0-2	2-2	0	0	0	2
Keith Lomax	15	1-2	0-1	4	0	0	2
Harold Starks	16	0-1	4-5	3	3	0	4
Dick Pennefather	1	0-1	0-0	0	0	0	0
Jacek Duda	1	0-0	2-2	0	0	0	2
David Kipfer	4	0-0	0-0	1	0	1	0
Ernie Lewis	1	0-0	0-0	0	0	0	0
Alan Roth	1	0-0	0-0	0	0	0	0
TOTALS	200	27-48	21-26	32	15	14	75

Halftime Score—Providence 36, Connecticut 35; Team Rebounds—Connecticut 1, Providence 4; Turnovers—Connecticut 12, Providence 11; Attendance—5,117; Game Officials—Jody Silvester, Terry Stoudt, Jim Ruggard.

1984-85 UConn Basketball Box Scores (Cont.)

January 12, 1985 Connecticut 76, Pittsburgh 74 UConn Field House — Storrs, CT

	MIN	FGM-A	FTM-A	R	A	PF	TP
PITTSBURGH							
Charlie Smith	29	9-11	4-6	3	0	4	22
Andre Williams	24	3-4	0-0	3	0	2	6
Kelth Armstrong	37	2-5	2-4	6	1	2	6
Curtis Aiken	37	8-9	1-4	1	6	3	17
Demetrius Gore	16	4-10	0-0	1	3	3	8
Joey David	19	2-7	0-0	1	1	1	4
Chip Watkins	20	1-2	2-4	5	2	4	6
Darryl Sheperd	7	1-2	1-2	0	0	0	3
Charles Thompson	8	1-1	0-0	0	3	0	2
Matt Miklavsevich	3	0-0	0-0	0	0	0	0
TOTALS	200	31-51	12-20	24	16	19	74
CONNECTICUT							
Ray Broxton	40	6-12	4-6	8	0	3	16
Eddie Williams	21	2-6	4-4	2	4	2	8
Tim Coles	34	6-11	2-2	6	0	4	14
Earl Kelley	24	8-11	2-2	2	1	5	18
Alvin Frederick	19	4-7	1-1	1	5	0	9
Terry Coffey	11	0-2	0-0	0	4	1	0
Gerry Besselink	19	2-4	2-2	3	0	3	6
Terence Warren	32	2-5	1-2	3	7	2	5
TOTALS	200	30-58	16-19	29	21	20	76

Halftime Score—Pittsburgh 41, Connecticut 39; Team Rebounds—Connecticut 4, Pittsburgh 4; Turnovers—Connecticut 15, Pittsburgh 11; Attendance—3,912; Game Officials—Larry Lembo, Mickey Crowley, John Border.

January 26, 1985 Boston College 78, Connecticut 77, OT UConn Field House — Storrs, CT

	MIN	FGM-A	FTM-A	R	A	PF	TP
BOSTON COLLEGE							
Roger McCready	32	7-12	3-5	1	0	5	17
Terrence Talley	20	0-1	0-0	3	3	4	0
Trevor Gordon	28	1-7	1-3	5	0	3	3
Michael Adams	43	9-21	1-2	1	11	4	19
Dominic Pressley	34	4-6	1-4	4	6	0	9
Tyrone Scott	13	0-1	0-0	0	0	1	0
Skip Barry	18	4-7	0-0	2	0	2	8
Stu Primus	34	9-13	2-2	6	3	3	20
Jamie Benton	3	1-1	0-0	0	1	0	2
TOTALS	225	35-69	8-16	28	24	22	78
CONNECTICUT							
Ray Broxton	44	5-11	4-4	11	4	3	14
Tim Coles	39	3-4	2-4	8	0	2	8
Gerry Besselink	8	2-3	1-1	0	1	5	5
Earl Kelley	42	9-22	4-4	2	2	3	22
Alvin Frederick	45	6-10	6-7	12	7	3	18
Terry Coffey	20	1-3	4-6	4	2	2	6
Terence Warren	24	2-4	0-0	2	4	0	4
Jeff King	3	0-1	0-0	0	0	0	0
TOTALS	225	28-58	21-26	42	20	18	77

Halftime Score—Boston College 39, Connecticut 32; Score at end of Regulation—Connecticut 72, Boston College 72; Team Rebounds—Connecticut 3, Boston College 6; Turnovers—Connecticut 22, Boston College 13; Attendance—4,700 (Sellout); Game Officials—Mickey Crowley, Tim Higgins, John Kelley

January 19, 1985 Connecticut 70, Syracuse 68 Carrier Dome — Syracuse, NY

	MIN	FGM-A	FTM-A	R	A	PF	TP
CONNECTICUT							
Ray Broxton	35	6-10	0-0	4	3	0	12
Eddie Williams	28	4-5	4-4	2	1	3	12
Tim Coles	26	4-10	5-7	8	0	4	13
Earl Kelley	40	7-17	7-7	6	5	1	21
Alvin Frederick	16	2-4	0-0	0	0	3	4
Terry Coffey	8	1-1	0-0	1	2	0	2
Gerry Besselink	19	1-2	2-4	3	1	2	4
Terence Warren	19	0-1	0-0	2	2	1	0
Jeff King	9	1-2	0-0	0	0	0	2
TOTALS	200	26-52	18-22	31	14	17	70
SYRACUSE							
Rafael Addison	40	8-18	6-8	6	3	4	22
Andre Hawkins	24	2-4	0-1	5	1	0	4
Ron Seikaly	23	1-4	5-6	7	0	4	7
Dwayne Washington	23	2-4	0-0	1	4	5	4
Michael Brown	38	7-11	4-4	1	4	0	18
Wendell Alexis	33	5-8	3-4	8	1	2	13
Greg Monroe	19	0-4	0-0	0	4	2	0
TOTALS	200	25-53	18-23	29	17	14	68

Halftime Score—Syracuse 34, Connecticut 32; Team Rebounds—Connecticut 5, Syracuse 1; Turnovers—Connecticut 11, Syracuse 12; Attendance—30,136; Game Officials—Fred Hikel, John Moreau, David Day.

January 28, 1985 Connecticut 90, U.S. International 65 UConn Field House — Storrs, CT

	MIN	FGM-A	FTM-A	R	A	PF	TP
U.S. INTERNATIONAL							
Craig Masek	34	3-5	0-2	9	3	2	6
Joe White	10	0-0	0-0	0	0	0	0
Dwayne Cross	30	5-11	5-6	6	0	1	15
Steve Leisenring	22	1-7	0-0	4	2	1	2
Greg Daniel	18	3-5	2-2	2	0	3	8
Forrest Saunders	30	3-6	0-0	4	7	4	6
Carl Chenuault	26	7-16	2-2	4	0	2	16
Michael Hayles	24	6-10	0-0	1	2	2	12
Marvin Povich	6	0-0	0-0	0	1	1	0
TOTALS	200	28-60	9-12	31	15	16	65
CONNECTICUT							
Ray Broxton	28	8-12	0-1	2	3	1	16
Tim Coles	23	3-9	4-6	8	1	0	10
Gerry Besselink	23	2-3	1-2	2	2	1	5
Earl Kelley	23	9-11	1-3	6	8	0	19
Alvin Frederick	20	5-7	2-3	4	3	1	12
Jeff King	20	3-8	0-0	2	1	2	6
Terence Warren	23	1-3	0-0	3	9	1	2
Terry Coffey	11	3-6	3-4	3	0	0	9
John Shea	17	2-4	2-2	1	3	1	6
Scott Carson	8	1-4	0-0	1	0	0	2
Matt Bremner	4	1-2	1-1	2	0	4	3
TOTALS	200	38-69	14-22	38	30	11	90

Halftime Score—Connecticut 43, U.S. International 17; Team Rebounds—Connecticut 4, U.S. International 1; Turnovers—Connecticut 9, U.S. International 19; Attendance—1,770; Game Officials—Jackie Hannon, Barry Spears, Hugh Donahue.

January 23, 1985 Georgetown 79, Connecticut 66 Capitol Center — Landover, MD

	MIN	FGM-A	FTM-A	R	A	PF	TP
CONNECTICUT							
Ray Broxton	35	6-9	0-0	6	1	5	12
Tim Coles	26	2-3	6-6	5	1	4	10
Gerry Besselink	24	3-4	0-0	3	1	5	6
Earl Kelley	34	7-13	4-5	0	3	2	18
Alvin Frederick	32	4-10	1-4	6	2	1	9
Terry Coffey	15	1-4	0-0	2	2	2	2
Terence Warren	17	2-4	0-0	4	2	4	4
Jeff King	14	2-3	1-2	2	0	0	5
Matt Bremner	1	0-0	0-0	0	0	0	0
Scott Carson	1	0-0	0-0	0	0	1	0
John Shea	1	0-2	0-0	0	0	1	0
TOTALS	200	27-52	12-17	29	12	25	66
GEORGETOWN							
Bill Martin	37	8-13	3-4	8	2	2	19
Reggie Williams	35	9-13	0-1	4	4	1	18
Patrick Ewing	36	3-5	3-5	8	1	3	9
David Wingate	33	5-10	3-4	2	2	3	13
Michael Jackson	29	6-9	1-2	0	6	2	13
Horace Broadnax	11	2-4	0-1	2	3	3	4
Grady Mateson	5	0-0	0-1	1	0	2	0
Kevin Floyd	9	0-0	1-2	0	0	0	1
Perry McDonald	5	1-2	0-0	0	0	0	2
TOTALS	200	34-56	11-20	28	18	16	79

Halftime Score—Connecticut 33, Georgetown 33; Team Rebounds—Connecticut 1, Georgetown 3; Turnovers—Connecticut 18, Georgetown 14; Attendance—9,325; Game Officials—Jackie Hannon, Fred Luvara, Gene Steritore.

January 30, 1985 Connecticut 81, Seton Hall 76 UConn Field House — Storrs, CT

	MIN	FGM-A	FTM-A	R	A	PF	TP
SETON HALL							
Martin Salley	21	1-1	2-2	1	1	2	4
Andre McCloud	32	5-13	1-2	5	0	5	11
Mark Bryant	29	5-11	2-5	7	0	3	12
James Major	35	6-14	6-8	4	11	2	18
Ransom Eaves	33	7-11	3-4	1	5	1	17
Ricky Burton	33	4-6	2-2	6	2	5	10
Mike Jones	5	0-1	0-0	0	0	1	0
Mergin Sina	9	1-4	0-2	3	1	0	2
Phil Whitaker	3	1-2	0-0	3	0	0	2
TOTALS	200	30-63	16-25	33	20	19	76
CONNECTICUT							
Ray Broxton	33	5-10	2-2	5	1	4	12
Tim Coles	35	4-9	2-2	11	2	3	10
Gerry Besselink	18	1-1	0-0	4	2	2	2
Earl Kelley	40	12-20	2-3	5	3	3	26
Alvin Frederick	35	8-14	5-7	5	6	4	21
Terry Coffey	17	1-3	0-0	2	3	1	2
Terence Warren	19	0-1	8-10	2	4	2	8
Jeff King	3	0-1	0-0	0	0	0	0
TOTALS	200	31-59	19-24	38	21	19	81

Halftime Score—Connecticut 37, Seton Hall 35; Team Rebounds—Connecticut 4, Seton Hall 3; Turnovers—Connecticut 16, Seton Hall 12; Attendance—3,345; Game Officials—Larry Lembo, Joe Mingle, Tom Scott.

1984-85 UConn Basketball Box Scores (Cont.)

February 2, 1985 St. John's 97, Connecticut 64 Alumni Hall — Jamaica, NY

CONNECTICUT	MIN	FGM-A	FTM-A	R	A	PF	TP
Ray Broxton	27	4-10	0-0	4	3	5	8
Tim Coles	22	2-6	3-3	7	0	5	7
Gerry Besselink	23	1-5	0-2	5	0	3	2
Earl Kelley	40	9-15	3-4	3	3	3	21
Alvin Frederick	32	8-14	0-0	5	2	4	16
Terry Coffey	16	2-5	2-5	4	0	5	6
Terence Warren	19	1-4	0-1	2	0	1	2
Jeff King	15	0-4	0-3	4	0	3	0
John Shea	2	1-4	0-0	1	0	0	2
Scott Carson	3	0-0	0-0	0	0	1	0
Matt Bremmer	1	0-0	0-0	0	0	0	0
TOTALS	200	28-67	8-18	38	8	30	64

ST. JOHN'S	MIN	FGM-A	FTM-A	R	A	PF	TP
Walter Berry	29	9-12	11-14	6	1	1	29
Willie Glass	26	5-6	2-4	5	2	1	12
Bill Wennington	31	3-3	6-7	7	1	3	12
Mike Moses	20	0-3	0-0	0	4	3	0
Chris Mullin	36	10-15	0-0	0	6	1	20
Mark Jackson	20	2-3	5-6	3	7	0	9
Shelton Jones	15	1-1	6-7	4	1	2	6
Ron Rowan	10	1-2	0-0	3	1	1	2
Ron Stewart	6	0-2	0-0	1	0	0	0
Steve Shurina	4	1-1	2-2	2	1	0	4
Rob Corney	3	0-0	1-2	0	0	3	1
TOTALS	200	32-49	33-44	33	24	15	97

Halftime Score—St. John's 40, Connecticut 30; Team Rebounds—Connecticut 3, St. John's 2; Turnovers—Connecticut 16, St. John's 13; Attendance—6,192 (Sellout); Game Officials—Dave Pollack, Gene Monje, Dick Paparo.

February 5, 1985 Villanova 79, Connecticut 71 Hartford Civic Center — Hartford, CT

VILLANOVA	MIN	FGM-A	FTM-A	R	A	PF	TP
Harold Pressley	31	6-6	7-10	5	4	3	19
Dwayne McClain	38	10-12	3-3	4	3	3	23
Ed Pinckney	36	5-9	3-4	9	1	4	13
Dwight Wilbur	14	1-4	0-0	0	6	2	2
Gary McLain	35	3-6	2-2	1	4	2	8
Wyatt Maker	2	0-0	0-0	0	0	0	0
Mark Plinsky	6	0-1	0-0	0	0	1	0
Chuck Everson	6	0-1	2-3	3	0	1	2
Veltra Dawson	1	0-0	0-0	0	0	0	0
Connally Brown	1	0-0	0-0	0	0	0	0
Harold Jensen	30	4-9	4-5	3	6	1	12
TOTALS	200	29-48	21-27	27	24	17	79

CONNECTICUT	MIN	FGM-A	FTM-A	R	A	PF	TP
Ray Broxton	38	7-17	4-4	5	2	5	18
Alvin Frederick	36	8-10	3-3	6	2	4	19
Tim Coles	27	3-5	1-1	6	0	5	7
Earl Kelley	39	8-19	6-6	3	5	2	22
Terence Warren	22	0-3	0-0	1	6	5	0
Terry Coffey	19	1-4	0-0	4	1	3	2
Gerry Besselink	17	1-1	1-2	3	1	2	3
Jeff King	1	0-0	0-0	0	0	0	0
John Shea	1	0-0	0-0	0	0	0	0
TOTALS	200	28-59	15-16	29	17	26	71

Halftime Score—Villanova 36, Connecticut 30; Team Rebounds—Connecticut 1, Villanova 2; Turnovers—Connecticut 13, Villanova 12; Attendance—11,025; Game Officials—Tim Higgins, Jim Burr, John Letscher.

February 9, 1985 Connecticut 84, Providence 70 Hartford Civic Center — Hartford, CT

PROVIDENCE	MIN	FGM-A	FTM-A	R	A	PF	TP
Brian Waller	10	0-3	0-0	1	2	1	0
Steve Wright	20	2-5	1-2	4	0	3	5
Ray Knight	34	4-9	2-3	7	3	1	10
Donald Brown	34	8-15	0-0	1	4	4	16
Harold Starks	40	3-7	9-12	5	4	2	15
Keith Lomax	20	3-5	0-0	2	0	2	6
Matt Palazzi	12	3-9	0-1	4	1	1	6
Dick Pennefather	24	4-8	0-0	2	4	2	8
Jack Duda	6	0-1	4-4	0	0	1	4
TOTALS	200	27-62	16-22	29	18	17	70

CONNECTICUT	MIN	FGM-A	FTM-A	R	A	PF	TP
Ray Broxton	30	5-8	0-0	2	1	3	10
Alvin Frederick	35	7-12	3-3	4	2	2	17
Tim Coles	34	5-6	8-8	9	0	3	18
Terry Coffey	26	3-6	1-2	7	2	5	7
Earl Kelley	34	8-14	4-4	3	6	4	20
Terence Warren	17	3-4	0-1	1	3	3	6
Gerry Besselink	15	3-3	0-0	3	3	3	6
Jeff King	6	0-3	0-1	2	0	0	0
John Shea	2	0-1	0-0	0	0	0	0
Scott Carson	1	0-1	0-0	0	0	0	0
TOTALS	200	34-58	16-19	37	17	23	84

Halftime Score—Connecticut 43, Providence 29; Team Rebounds—Connecticut 6, Providence 3; Turnovers—Connecticut 19, Providence 14; Attendance—10,136; Game Officials—Jackie Hannon, Joe Mingle, Joe Mitchell.

February 13, 1985 Pittsburgh 78, Connecticut 71 Fitzgerald Field House — Pittsburgh, PA

CONNECTICUT	MIN	FGM-A	FTM-A	R	A	PF	TP
Ray Broxton	23	4-9	0-0	1	0	5	8
Alvin Frederick	37	6-16	1-1	12	3	3	13
Tim Coles	24	3-7	4-6	6	0	5	10
Earl Kelley	39	8-18	10-12	0	3	5	26
Terry Coffey	15	2-3	0-0	2	3	2	4
Terence Warren	26	1-4	0-1	2	3	1	2
Jeff King	13	2-5	4-5	4	0	2	8
Gerry Besselink	22	0-0	0-0	4	0	4	0
John Shea	1	0-0	0-1	0	0	0	0
TOTALS	200	26-62	19-26	34	12	27	71

PITTSBURGH	MIN	FGM-A	FTM-A	R	A	PF	TP
Charles Smith	35	6-10	6-8	13	0	3	18
Chip Watkins	34	4-9	2-3	10	2	5	10
Keith Armstrong	25	2-8	4-4	7	0	5	8
Curtis Aiken	33	0-7	10-10	3	7	5	10
Demetrius Gore	34	9-17	5-6	7	4	3	23
Joey David	12	0-0	0-1	1	2	0	0
Andre Williams	8	1-1	3-4	1	0	0	5
Matt Miklasevich	8	0-0	0-0	0	0	2	0
Darryl Sheperd	9	2-2	0-1	0	0	0	4
Charles Thompson	1	0-1	0-0	0	0	1	0
Marlon Ferguson	1	0-0	0-0	0	0	2	0
TOTALS	200	24-55	30-38	46	15	24	78

Halftime Score—Pittsburgh 38, Connecticut 34; Team Rebounds—Connecticut 3, Pittsburgh 4; Turnovers—Connecticut 10, Pittsburgh 15; Attendance—5,070; Game Officials—Larry Lembo, Pete Pavia, Terry Stoudt.

February 16, 1985 Connecticut 74, Delaware State 68 UConn Field House — Storrs, CT

DELAWARE STATE	MIN	FGM-A	FTM-A	R	A	PF	TP
Chris Canty	35	6-11	6-6	7	4	1	18
Derek Hendricks	22	2-4	1-2	7	1	4	5
Dominic Snowden	30	7-13	4-6	6	0	4	18
Allen Moses	13	0-1	0-0	0	1	3	0
Joe Jeter	8	1-1	0-0	0	1	0	2
Tracy Wilson	9	0-1	0-1	1	0	0	0
Roy Johnson	36	1-5	2-2	1	6	5	4
Jonathan White	6	0-0	0-0	2	0	0	0
Anthony Ross	13	1-2	1-2	2	3	1	3
Bernard Campbell	28	9-17	0-2	3	1	1	18
TOTALS	200	27-55	14-21	35	17	19	68

CONNECTICUT	MIN	FGM-A	FTM-A	R	A	PF	TP
Ray Broxton	31	10-14	2-2	7	1	4	22
Alvin Frederick	36	2-10	6-8	6	3	1	10
Tim Coles	30	3-8	2-2	5	2	3	8
Earl Kelley	39	6-16	4-6	4	7	1	16
Terry Coffey	22	2-2	2-4	2	1	2	6
Terence Warren	23	4-6	0-0	3	3	3	8
Jeff King	7	0-3	0-0	3	0	1	0
Gerry Besselink	11	1-2	0-0	1	0	5	2
John Shea	1	1-1	0-0	0	0	0	2
TOTALS	200	29-62	16-22	34	17	20	74

Halftime Score—Connecticut 42, Delaware State 25; Team Rebounds—Connecticut 3, Delaware State 6; Turnovers—Connecticut 17, Delaware State 23; Attendance—2,426; Game Officials—Dave Pollack, Jay Jaworski, Barry Spears.

February 18, 1985 Connecticut 71, Holy Cross 58 UConn Field House — Storrs, CT

HOLY CROSS	MIN	FGM-A	FTM-A	R	A	PF	TP
Dave Hohman	29	4-5	3-4	3	1	1	11
Dennis Ahern	29	0-2	0-2	0	1	5	0
Walter Coates	29	2-3	0-0	5	0	1	4
Jim McCaffrey	40	6-18	3-4	0	3	4	15
Brian Reale	40	9-14	5-6	4	4	3	23
Myles Maguire	9	0-0	0-0	1	0	1	0
Paul Durkee	22	2-7	1-2	8	2	1	5
Bill Meyer	2	0-0	0-0	0	0	1	0
TOTALS	200	23-49	12-18	27	11	17	58

CONNECTICUT	MIN	FGM-A	FTM-A	R	A	PF	TP
Ray Broxton	37	8-12	2-2	6	2	3	18
Alvin Frederick	31	5-9	0-0	2	4	4	10
Tim Coles	30	5-7	3-3	4	0	3	13
Terry Coffey	29	0-2	2-2	3	3	4	2
Earl Kelley	39	4-11	5-5	4	4	2	13
Terence Warren	22	3-5	3-5	3	5	2	9
Gerry Besselink	9	3-4	0-0	2	0	1	6
Jeff King	3	0-0	0-0	0	0	1	0
TOTALS	200	28-50	15-17	27	18	20	71

Halftime Score—Connecticut 23, Holy Cross 16; Team Rebounds—Connecticut 3, Holy Cross 6; Turnovers—Connecticut 9, Holy Cross 12; Attendance—2,854; Game Officials—Mickey Crowley, Joe Mingel, Fred Hikel.

1984-85 UConn Basketball Box Scores (Cont.)

February 20, 1985
Connecticut 71, Syracuse 69
Hartford Civic Center — Hartford, CT

SYRACUSE	MIN	FGM-A	FTM-A	R	A	PF	TP
Rafael Addison	37	9-15	1-1	5	1	4	19
Andre Hawkins	16	0-1	2-2	1	0	1	2
Rony Selkaly	32	3-8	4-10	8	1	4	10
Dwayne Washington	38	7-11	3-3	3	8	4	17
Michael Brown	8	0-2	0-0	1	3	2	0
Greg Monroe	34	4-7	1-2	1	5	1	9
Wendell Alexis	32	6-9	0-0	7	0	1	12
Howard Triche	3	0-0	0-0	0	0	0	0
TOTALS	200	29-53	11-18	33	18	17	69
CONNECTICUT	MIN	FGM-A	FTM-A	R	A	PF	TP
Ray Broxton	40	8-13	2-2	3	2	3	18
Alvin Frederick	36	5-9	4-5	4	2	3	14
Tim Coles	25	2-4	0-0	3	0	4	4
Earl Kelley	40	7-16	7-9	2	9	1	21
Terry Coffey	22	2-4	1-1	4	0	3	5
Terence Warren	20	3-8	0-0	2	3	1	6
Gerry Besselink	13	1-3	1-2	4	1	0	3
Jeff King	4	0-0	0-0	0	0	1	0
TOTALS	200	28-57	15-19	25	17	16	71

Halftime Score—Syracuse 35, Connecticut 34; Team Rebounds—Connecticut 3, Syracuse 7; Turnovers—Connecticut 13, Syracuse 18; Attendance—13,198; Game Officials—Jody Silvester, Jim Burr, Fred Luvara.

March 2, 1985
Seton Hall 85, Connecticut 80
Walsh Gym — South Orange, NJ

CONNECTICUT	MIN	FGM-A	FTM-A	R	A	PF	TP
Ray Broxton	34	7-12	5-5	8	2	5	19
Alvin Frederick	32	7-13	2-2	4	4	5	16
Tim Coles	33	6-10	1-1	5	0	4	13
Terry Coffey	12	0-3	0-0	1	2	1	0
Earl Kelley	39	5-12	3-3	0	4	4	13
Terence Warren	26	3-6	0-0	3	6	4	6
Gerry Besselink	7	0-1	1-2	2	0	1	1
Jeff King	3	1-1	0-0	0	0	0	2
Eddie Williams	14	4-5	2-2	3	0	1	10
TOTALS	200	33-63	14-15	26	18	25	80
SETON HALL	MIN	FGM-A	FTM-A	R	A	PF	TP
Martin Salley	18	2-7	4-5	3	0	0	8
Andre McCloud	38	10-16	2-4	4	0	2	22
Mark Bryant	37	8-10	2-3	7	0	4	18
James Major	12	1-4	0-0	2	4	1	2
Ransom Eaves	29	3-7	7-10	1	3	1	13
Mike Jones	28	2-2	5-6	2	8	3	9
Ricky Burton	27	4-7	5-6	11	2	4	13
Mergin Sina	11	0-2	0-0	2	0	0	0
TOTALS	200	30-55	25-34	35	17	15	85

Halftime Score—Seton Hall 37, Connecticut 31; Team Rebounds—Connecticut 0, Seton Hall 3; Turnovers—Connecticut 14, Seton Hall 13; Attendance—3,200; Game Officials—Mickey Crowley, Pete Pavia, Hugh Donahue.

February 23, 1985
Georgetown 68, Connecticut 47
Hartford Civic Center — Hartford, CT

GEORGETOWN	MIN	FGM-A	FTM-A	R	A	PF	TP
Bill Martin	38	5-10	4-5	7	1	3	14
Reggie Williams	37	7-9	6-7	6	3	3	20
Pat Ewing	36	4-8	0-0	9	1	3	8
Michael Jackson	17	1-4	0-0	2	8	4	2
David Wingate	34	5-9	2-6	1	4	3	12
Horace Broadnax	22	2-6	2-2	2	5	1	6
Kevin Floyd	2	0-0	0-0	0	0	0	0
Ralph Dalton	7	1-1	0-0	0	0	0	2
Perry McDonald	7	2-3	0-0	1	0	2	4
TOTALS	200	27-50	14-20	32	22	19	68
CONNECTICUT	MIN	FGM-A	FTM-A	R	A	PF	TP
Ray Broxton	33	3-11	0-0	4	1	1	6
Alvin Frederick	36	6-10	0-1	5	2	4	12
Tim Coles	34	2-6	2-2	6	0	3	6
Earl Kelley	32	7-14	2-2	3	3	3	16
Terry Coffey	8	0-1	0-0	0	4	1	0
Terence Warren	23	0-2	3-6	1	1	3	3
Jeff King	7	0-0	0-0	0	0	1	0
Gerry Besselink	22	2-6	0-0	5	1	3	4
John Shea	2	0-0	0-0	0	0	1	0
Scott Carson	1	0-1	0-0	0	0	0	0
TOTALS	200	20-51	7-11	27	12	20	47

Halftime Score—Georgetown 26, Connecticut 17; Team Rebounds—Connecticut 3, Georgetown 4; Turnovers—Connecticut 16, Georgetown 16; Attendance—15,685 (Sellout); Game Officials—Ed Batagowski, Gene Monje, Terry Stout.

March 6, 1985
Georgetown 93, Connecticut 62
BIG EAST Conference Tournament
Madison Square Garden — New York, NY


CONNECTICUT	MIN	FGM-A	FTM-A	R	A	PF	TP
Ray Broxton	31	2-13	2-2	7	3	5	6
Tim Coles	34	10-18	2-4	10	0	4	22
Gerry Besselink	10	1-2	0-0	2	1	4	2
Alvin Frederick	16	1-8	6-6	4	3	3	8
Earl Kelley	28	3-13	2-3	2	3	1	8
Terence Warren	23	2-3	2-2	4	3	2	6
Eddie Williams	19	0-3	0-0	2	0	1	0
Terry Coffey	13	0-2	0-0	1	0	1	0
Jeff King	21	2-7	4-4	4	1	3	8
John Shea	3	1-1	0-0	0	0	1	2
Scott Carson	2	0-1	0-0	0	0	0	0
TOTALS	200	22-71	18-21	46	14	25	62
GEORGETOWN	MIN	FGM-A	FTM-A	R	A	PF	TP
Bill Martin	33	10-17	0-2	9	4	2	20
Reggie Williams	11	1-3	1-1	4	1	5	3
Patrick Ewing	20	7-10	6-8	11	1	3	20
Mark Jackson	23	3-6	2-2	1	8	3	8
David Wingate	27	6-13	0-2	4	7	1	12
Ralph Dalton	23	1-3	2-4	6	2	2	4
Horace Broadnax	19	5-9	0-0	2	3	1	10
Perry McDonald	20	4-13	3-5	5	3	1	11
Kevin Floyd	7	0-1	0-0	1	1	0	0
Ronnie Highsmith	7	2-2	1-3	3	0	1	5
Grady Mateen	7	0-3	0-0	2	0	1	0
Tyrone Lockhart	3	0-0	0-0	0	0	0	0
TOTALS	200	39-80	15-27	58	30	20	93

Halftime Score—Georgetown 47, Connecticut 36; Team Rebounds—Connecticut 10, Georgetown 10; Turnovers—Connecticut 21, Georgetown 14; Attendance—19,591 (Sellout); Game Officials—Mickey Crowley, Pete Pavia, Dick Stomkowski.

February 25, 1985
Connecticut 74, Boston College 68
Roberts Center — Chestnut Hill, MA

CONNECTICUT	MIN	FGM-A	FTM-A	R	A	PF	TP
Ray Broxton	39	9-12	3-3	10	1	2	21
Alvin Frederick	37	6-13	5-8	8	1	2	17
Tim Coles	28	3-6	4-4	5	0	4	10
Terry Coffey	20	1-3	1-2	3	1	1	3
Earl Kelley	39	9-17	3-3	0	5	1	21
Terence Warren	20	1-4	0-0	0	7	1	2
Gerry Besselink	17	0-2	0-0	2	0	3	0
TOTALS	200	29-57	16-20	29	15	14	74
BOSTON COLLEGE	MIN	FGM-A	FTM-A	R	A	PF	TP
Roger McCready	25	5-12	4-7	5	2	3	14
Terrence Talley	23	1-3	2-2	2	2	3	4
Trevor Gordon	24	1-2	2-2	2	1	1	4
Michael Adams	39	5-15	2-2	2	3	2	12
Dominic Pressley	23	3-7	3-4	6	1	4	9
Froy Bowers	15	2-4	0-0	4	0	1	4
Skip Barry	20	3-5	0-0	1	0	3	6
Tyrone Scott	2	0-0	0-0	0	0	0	0
Stu Primus	29	7-9	1-1	4	2	4	15
TOTALS	200	27-57	14-18	31	11	21	68

Halftime Score—Connecticut 33, Boston College 30; Team Rebounds—Connecticut 1, Boston College 5; Turnovers—Connecticut 15, Boston College 17; Attendance—3,750; Game Officials—Dick Paparo, Hank Nichols, Gene Steratore.



Terry Coffey splits the seam

1985-86 UConn Basketball Box Scores

November 23, 1985 Connecticut 92, Puerto Rico 83 UConn Field House — Storrs, CT

Exhibition							
PUERTO RICO	MIN	FGM-A	FTM-A	R	A	PF	TP
Wesley Correa	32	3-11	0-0	1	5	4	6
Francisco Leon	23	1-3	0-0	5	2	5	2
Felix Rivera	34	3-6	1-4	6	1	4	7
Federico Lopez	21	2-2	2-3	2	6	2	6
Jose Sosa	32	10-18	3-3	1	2	3	23
Angel Cruz	19	4-8	3-3	2	1	1	11
Roberto Rios	9	1-6	0-0	1	2	2	2
Edwin Pelot	25	11-16	4-4	7	1	2	26
Edgar Leon	5	0-1	0-0	0	0	1	0
TOTALS	200	35-71	13-17	31	20	24	83
CONNECTICUT	MIN	FGM-A	FTM-A	R	A	PF	TP
Eddie Williams	24	6-9	2-3	3	4	2	14
Gerry Besselink	21	3-6	1-2	6	1	2	7
Tim Coles	31	7-12	3-4	10	0	3	17
Earl Kelley	35	10-15	7-8	1	11	2	27
Phil Gamble	25	6-9	0-0	2	2	1	12
Terry Coffey	15	3-4	2-5	2	1	1	8
Terence Warren	10	0-1	0-0	3	1	1	0
Cliff Robinson	14	1-3	1-2	3	2	3	3
John Shea	5	1-2	0-0	2	0	1	2
Jeff King	14	0-3	2-2	4	1	2	2
Robert Ursery	6	0-2	0-0	1	0	0	0
TOTALS	200	37-66	18-26	44	23	18	92

Halftime Score — Connecticut 44, Puerto Rico 38; Team Rebounds — Connecticut 7, Puerto Rico 6; Turnovers — Connecticut 17, Puerto Rico 13; Attendance — 3,426; Game Officials — Mickey Crowley, John Corio.

November 26, 1985 Connecticut 80, Yale 76 UConn Field House — Storrs, CT

YALE	MIN	FGM-A	FTM-A	R	A	PF	TP
Brian Fitzpatrick	15	3-8	0-1	3	1	2	6
Brian Kasbar	25	5-11	2-5	5	0	4	12
Chris Dudley	26	7-12	2-7	7	0	4	16
Peter White	29	2-7	2-5	4	8	5	6
Matt Whitehead	27	3-11	3-4	9	3	3	9
Ken Wheeler	26	8-12	0-1	3	1	1	16
John Rice	15	0-2	0-0	0	3	4	0
Paul Maley	8	1-3	2-2	2	2	2	4
Ricky Ewing	15	2-2	3-5	5	0	3	7
Eric Mitchell	3	0-0	0-0	0	0	1	0
Byron Taylor	4	0-0	0-0	0	0	0	0
Chad Luddington	6	0-0	0-0	0	0	0	0
Val Carloti	1	0-1	0-0	1	0	2	0
TOTALS	200	31-69	14-30	49	18	31	76
CONNECTICUT	MIN	FGM-A	FTM-A	R	A	PF	TP
Eddie Williams	32	5-10	1-2	8	1	2	11
Tim Coles	32	6-10	6-10	8	2	4	18
Gerry Besselink	23	2-7	0-0	8	1	4	4
Earl Kelley	33	4-12	12-14	1	4	3	20
Phil Gamble	32	5-10	2-4	5	1	2	12
Jeff King	7	0-4	3-4	1	0	0	3
Cliff Robinson	14	3-7	0-0	5	0	3	6
Terence Warren	7	0-0	0-1	1	1	3	0
Terry Coffey	6	1-1	0-0	3	1	5	2
Robert Ursery	11	2-6	0-1	5	2	1	4
John Shea	1	0-0	0-0	0	0	0	0
Kenny Scott	2	0-1	0-0	0	0	0	0
TOTALS	200	28-68	24-36	50	13	27	80

Halftime Score — Connecticut 37, Yale 28; Team Rebounds — Connecticut 5, Yale 10; Turnovers — Connecticut 17, Yale 25; Attendance — 3,195; Game Officials — Pete Pavia, Mark DiStoala, Jim Kinsey.

November 30, 1985 Connecticut 53, St. Peter's 40 UConn Field House — Storrs, CT

ST. PETER'S	MIN	FGM-A	FTM-A	R	A	PF	TP
Tony Gardner	28	2-6	0-0	1	2	5	4
Daren Rowe	17	1-5	1-2	4	0	4	3
Derrick Howell	37	5-7	1-2	1	1	3	11
Kevin Boyle	38	2-8	0-0	1	7	1	4
Larry Jones	28	2-6	0-2	1	2	2	4
Kenny Parker	33	5-10	0-1	6	1	1	10
Phil Morrison	12	0-1	0-0	0	0	1	0
Alex Roberts	7	2-3	0-0	4	0	1	4
TOTALS	200	19-46	2-7	24	13	18	40
CONNECTICUT	MIN	FGM-A	FTM-A	R	A	PF	TP
Eddie Williams	28	3-7	1-2	4	2	3	7
Tim Coles	33	5-9	7-8	9	0	3	17
Gerry Besselink	15	1-2	0-0	2	0	2	2
Earl Kelley	36	3-7	6-7	4	7	0	12
Phil Gamble	31	2-4	0-0	4	1	1	4
Cliff Robinson	18	1-4	1-3	1	0	2	3
Jeff King	12	0-0	2-2	3	0	2	2
Terence Warren	24	1-2	2-2	0	2	1	4
Kenny Scott	2	1-2	0-0	1	0	0	2
Kurt Bauer	1	0-0	0-0	0	0	0	0
TOTALS	200	17-38	19-24	30	12	14	53

Halftime Score — Connecticut 26, St. Peter's 14; Team Rebounds — Connecticut 2, St. Peter's 6; Turnovers — Connecticut 13, St. Peter's 12; Attendance — 3,405; Game Officials — Larry Lembo, Dick Paparo, Barry Spears.

December 4, 1985 Connecticut 78, Massachusetts 70 (OT) Curry Hicks Cage — Amherst, MA

CONNECTICUT	MIN	FGM-A	FTM-A	R	A	PF
Eddie Williams	38	6-10	3-4	7	0	3
Tim Coles	40	4-11	2-2	9	1	1
Gerry Besselink	26	1-3	0-2	6	1	5
Earl Kelley	41	9-19	8-10	9	5	4
Phil Gamble	38	6-13	5-10	7	1	1
Cliff Robinson	15	0-3	0-1	2	0	1
Terence Warren	7	0-1	0-0	1	1	1
Robert Ursery	13	2-3	0-0	0	2	1
Jeff King	3	0-0	0-0	0	0	1
Terry Coffey	4	0-0	0-0	0	0	1
TOTALS	225	30-63	18-29	43	11	19
MASSACHUSETTS	MIN	FGM-A	FTM-A	R	A	PF
David Brown	38	5-11	1-5	5	3	3
Duane Chase	28	3-8	2-2	8	0	2
Tom Emerson	14	2-3	0-0	0	0	3
Carl Smith	44	3-7	4-6	5	11	2
Lorenzo Sutton	42	12-25	2-2	6	2	4
Ben Jones	7	0-3	0-0	2	0	1
Sean Mosby	31	4-5	0-1	4	0	2
Joe Fennell	15	0-0	3-5	0	0	3
Matt Ryan	6	0-1	0-0	0	3	0
TOTALS	225	29-63	12-21	36	19	20

Halftime Score — Connecticut 36, Massachusetts 34; End of Regulation Score — 5 Team Rebounds — Connecticut 2, Massachusetts 4; Turnovers — Connecticut Massachusetts 8; Attendance — 3,406; Game Officials — James Garvey, Eric Geidar.

December 7, 1985 Connecticut 89, Boston University 76 UConn Field House — Storrs, CT

BOSTON UNIVERSITY	MIN	FGM-A	FTM-A	R	A	PF
Larry Jones	6	0-1	1-2	1	0	0
Paul Hendricks	26	4-12	3-3	5	1	4
Tom Ivey	23	2-7	2-3	5	0	3
Drederick Irving	39	11-24	6-7	5	3	2
Jeff Timberlake	24	3-10	2-2	3	9	2
Dwayne Vinson	35	9-19	0-0	3	6	0
Tony DaCosta	14	0-4	0-0	1	3	3
Isaac Kodsi	14	1-1	0-0	4	0	1
Peter Gabriele	12	0-1	0-1	1	0	0
Mike Graybill	5	1-2	0-0	0	0	1
Alvin Daniels	2	0-0	0-0	0	0	2
TOTALS	200	31-81	14-18	38	22	18
CONNECTICUT	MIN	FGM-A	FTM-A	R	A	PF
Eddie Williams	24	9-10	5-7	4	2	2
Tim Coles	26	2-7	2-2	9	0	4
Gerry Besselink	22	4-6	0-0	7	3	3
Earl Kelley	34	4-14	6-7	7	14	1
Phil Gamble	32	6-10	2-2	2	2	3
Jeff King	15	1-3	0-0	3	0	1
Terence Warren	13	1-3	3-4	0	5	0
Robert Ursery	11	2-4	0-0	1	1	3
Cliff Robinson	15	5-10	1-2	8	0	1
John Shea	5	0-0	0-0	2	1	1
Kenny Scott	3	1-1	0-0	1	0	0
TOTALS	200	35-68	19-24	49	28	19

Halftime Score — Connecticut 45, Boston University 29; Team Rebounds — Connecticut 5, Boston University 10; Turnovers — Connecticut 19, Boston University 13; Attendance — 3,916; Game Officials — Joe Mingle, John Jaworski, Mike Cabral.

December 10, 1985 Connecticut 74, Fairfield 72 New Haven Coliseum — New Haven, CT

CONNECTICUT	MIN	FGM-A	FTM-A	R	A	PF
Cliff Robinson	10	2-5	0-0	3	0	1
Terry Coffey	7	0-1	0-0	0	0	1
Earl Kelley	40	11-18	7-8	3	7	2
Terence Warren	3	0-0	0-0	0	0	0
Eddie Williams	31	4-10	2-2	4	2	4
Phil Gamble	35	6-10	3-4	0	2	1
John Shea	3	0-0	0-0	0	0	0
Robert Ursery	1	0-0	0-0	0	0	0
Gerry Besselink	13	0-2	0-0	1	1	1
Tim Coles	32	4-9	2-4	10	1	4
Jeff King	25	2-4	2-2	10	1	1
TOTALS	200	29-59	16-20	32	14	15
FAIRFIELD	MIN	FGM-A	FTM-A	R	A	PF
Troy Bradford	24	2-7	0-0	0	4	1
Tony George	38	10-17	6-7	5	5	0
Tom Squeri	5	1-1	0-0	1	0	1
A.J. Wynder	31	3-7	2-2	2	5	5
Ed Golden	25	0-1	0-0	1	3	5
Andy Woodliff	3	0-0	0-0	0	0	0
Pat Yerina	37	6-11	2-2	7	1	2
Jeff Gromos	37	8-11	2-2	9	2	4
TOTALS	200	30-55	12-13	27	20	18

Halftime Score — Fairfield 32, Connecticut 30; Team Rebounds — Connecticut 1, Fairfield 2; Turnovers — Connecticut 11, Fairfield 11; Attendance — 3,587; Game Officials — Hannon, John Letscher, Tom Raucci.

1985-86 UConn Basketball Box Scores (Cont.)

December 14, 1985
Connecticut 55, Rhode Island 42
Keaney Gym — Kingston, RI

TP	CONNECTICUT	MIN	FGM-A	FTM-A	R	A	PF	TP
19	Tim Coles	37	7-11	3-3	15	0	1	17
10	Eddie Williams	25	4-9	0-0	3	2	2	8
2	Gerry Besselink	13	1-1	0-0	1	1	2	2
26	Earl Kelley	40	3-9	0-1	3	9	0	6
17	Phil Gamble	34	4-13	0-0	2	1	0	8
0	Terry Coffey	12	2-4	0-0	3	1	0	4
0	Cliff Robinson	15	0-4	2-2	3	0	3	2
4	Terence Warren	3	0-1	0-0	1	0	0	0
0	John Shea	6	2-2	0-0	2	1	0	4
0	Jeff King	15	2-5	0-0	4	0	1	4
78	TOTALS	200	25-59	5-6	38	15	9	55
TP	RHODE ISLAND	MIN	FGM-A	FTM-A	R	A	PF	TP
11	Brian Mitchell	28	6-14	0-0	3	2	2	12
8	Gavin Scotti	25	3-6	2-4	4	2	1	8
4	Chris Scotti	16	2-3	0-2	2	0	1	4
10	Carlton Owens	36	2-5	0-0	1	3	1	4
26	Tom Garrick	23	2-4	0-0	2	1	2	4
0	Williams Alston	25	2-4	0-0	5	2	0	4
3	Ric Blevins	11	0-1	0-0	0	0	0	0
8	Bonzie Colson	24	2-6	0-0	4	0	4	4
0	John Evans	12	1-3	0-0	0	0	1	2
70	TOTALS	200	20-46	2-6	26	10	12	42

Halftime Score—Connecticut 30, Rhode Island 24; Team Rebounds—Connecticut 1, Rhode Island 5; Turnovers—Connecticut 11, Rhode Island 17; Attendance—1,738; Game Officials—Jim Garvey, Art McDonald, Jim Rife.

December 21, 1985
Connecticut 70, Minnesota 69
Hartford Civic Center — Hartford, CT

TP	MINNESOTA	MIN	FGM-A	FTM-A	R	A	PF	TP
1	Mitch Lee	31	4-7	1-1	8	0	3	9
11	Kevin Smith	40	3-10	3-3	3	6	2	9
6	John Shasky	36	8-15	5-7	5	1	5	21
28	Todd Alexander	32	5-14	0-0	5	1	4	10
8	Marc Wilson	34	4-11	2-3	5	5	1	10
18	Kevin Smith	8	1-3	0-0	1	0	2	2
0	Mark Anderson	15	3-6	0-0	3	2	3	6
2	George Williams	4	1-1	0-0	1	0	0	2
2	TOTALS	200	29-67	11-14	38	15	20	69
TP	CONNECTICUT	MIN	FGM-A	FTM-A	R	A	PF	TP
0	Eddie Williams	31	7-9	0-0	2	2	3	14
76	Tim Coles	36	7-12	4-5	11	0	2	18
TP	Gerry Besselink	26	1-3	0-0	8	1	3	2
23	Earl Kelley	38	4-15	12-13	4	10	2	20
6	Phil Gamble	31	4-11	1-1	3	0	1	9
8	Jeff King	13	1-3	3-4	3	0	1	5
14	Terence Warren	20	0-1	0-1	2	5	2	0
14	Cliff Robinson	5	1-2	0-0	1	0	1	2
2	TOTALS	200	25-56	20-24	36	18	15	70

Halftime Score—Connecticut 33, Minnesota 32; Team Rebounds—Connecticut 2, Minnesota 7; Turnovers—Connecticut 13, Minnesota 9; Attendance—8,943; Game Officials—Dick Stomkowski, Joe Mingle, John Moreau.

December 27, 1985
Connecticut 84, St. Francis (PA) 61
Connecticut Mutual Classic — Hartford Civic Center
Hartford, CT — First Round

TP	ST. FRANCIS (PA)	MIN	FGM-A	FTM-A	R	A	PF	TP
4	Norris Thompson	29	4-12	3-4	5	1	4	11
0	Lamont Harris	37	4-14	8-10	10	2	2	16
0	Michael Byrnes	31	4-7	0-2	4	0	3	8
29	Greg Jacobs	21	4-8	0-2	0	3	5	8
0	Bob Guillickson	34	2-13	3-4	7	2	3	7
0	Dave Koskinen	19	3-3	1-2	3	1	3	7
10	Adrian Walters	7	0-2	0-0	0	0	0	0
15	Jeff Byrd	5	0-1	0-0	0	1	0	0
0	Nevio Dunatov	3	0-2	0-0	1	0	0	0
0	Jerry Mack	1	0-0	0-0	0	0	1	0
0	Keith Sayles	12	2-2	0-0	4	0	0	4
0	Karl Erickson	1	0-0	0-0	2	0	0	0
0	TOTALS	200	23-64	15-24	45	10	21	61
TP	CONNECTICUT	MIN	FGM-A	FTM-A	R	A	PF	TP
6	Eddie Williams	21	4-11	0-1	6	1	3	8
74	Tim Coles	25	5-11	1-4	12	0	2	11
TP	Gerry Besselink	22	4-8	2-2	11	1	3	10
4	Earl Kelley	24	4-11	4-5	2	5	4	12
26	Phil Gamble	28	4-11	0-1	3	1	2	8
2	Terence Warren	21	1-1	1-3	2	2	3	3
8	Jeff King	20	6-12	2-2	7	3	0	14
0	Cliff Robinson	10	1-4	7-11	5	1	2	9
0	Terry Coffey	16	2-3	1-2	4	5	2	5
14	John Shea	8	2-4	0-1	0	0	1	4
18	Kenny Scott	3	0-1	0-0	1	0	0	0
72	Kurt Bauer	1	0-0	0-0	0	0	0	0
field	Al Armstrong	1	0-0	0-0	0	0	0	0
ack	TOTALS	200	33-77	18-32	59	19	22	84

Halftime Score—Connecticut 45, St. Francis 28; Team Rebounds—Connecticut 6, St. Francis 9; Turnovers—Connecticut 9, St. Francis 16; Attendance—10,625; Game Officials—Gene Monje, Dave Pollack, Joe Mingle.

December 28, 1985
Northeastern 90, Connecticut 73
Connecticut Mutual Classic — Hartford Civic Center
Hartford, CT — Championship Game

NORTHEASTERN	MIN	FGM-A	FTM-A	R	A	PF	TP
Wes Fuller	36	4-9	6-7	10	1	3	14
Reggie Lewis	37	8-21	5-9	8	3	4	21
Kevin McDuffie	33	5-6	0-1	5	0	3	10
Andre LaFleur	37	4-7	10-11	6	9	4	18
John Williams	30	6-11	10-12	6	1	4	22
Gerry Corcoran	10	1-1	0-0	2	0	4	2
Eric Skeen	13	0-1	3-7	1	2	0	3
Kevin Lee	1	0-0	0-0	0	0	0	0
Melvin Bartee	1	0-0	0-0	0	0	0	0
Sheldon Henriquez	1	0-0	0-1	1	0	0	0
Patrick Debeaumont	1	0-0	0-0	0	0	0	0
TOTALS	200	28-56	34-48	47	16	22	90
CONNECTICUT	MIN	FGM-A	FTM-A	R	A	PF	TP
Eddie Williams	23	4-10	0-0	3	3	5	8
Tim Coles	32	4-6	1-6	9	0	5	9
Gerry Besselink	15	1-3	0-0	5	0	2	2
Earl Kelley	34	11-25	10-10	6	4	5	32
Phil Gamble	31	3-18	0-2	3	3	4	6
Jeff King	21	0-2	7-8	7	3	1	7
Terry Coffey	17	1-5	0-1	3	1	5	2
Terence Warren	16	1-1	0-0	1	1	5	2
Cliff Robinson	4	0-0	0-0	0	0	1	0
John Shea	6	2-3	1-2	1	1	3	5
Kurt Bauer	1	0-1	0-0	1	0	0	0
TOTALS	200	27-74	19-29	46	16	36	73

Halftime Score—Northeastern 40, Connecticut 23; Team Rebounds—Connecticut 7, Northeastern 8; Turnovers—Connecticut 15, Northeastern 19; Attendance—11,688; Game Officials—Pete Pavia, Tim Higgins, Mark Distola.

January 4, 1986
Boston College 61, Connecticut 60
Roberts Center — Chestnut Hill, MA

CONNECTICUT	MIN	FGM-A	FTM-A	R	A	PF	TP
Tim Coles	28	3-7	3-4	5	0	3	9
Eddie Williams	38	5-9	0-1	6	0	2	10
Gerry Besselink	25	2-2	0-0	4	1	4	4
Phil Gamble	35	7-15	1-4	7	1	2	15
Earl Kelley	40	7-15	4-5	2	6	2	18
Terence Warren	3	0-0	0-0	0	0	1	0
Cliff Robinson	20	1-3	2-4	6	0	4	4
Jeff King	7	0-1	0-0	1	0	0	0
Terry Coffey	4	0-1	0-0	1	0	0	0
TOTALS	200	25-53	10-18	34	8	18	60
BOSTON COLLEGE	MIN	FGM-A	FTM-A	R	A	PF	TP
Roger McCready	36	4-15	5-6	4	0	1	11
Skip Barry	32	6-11	2-2	3	3	1	14
Troy Bowers	30	3-5	2-4	7	0	2	8
Dominic Pressley	34	4-7	3-3	2	4	4	11
Dana Barros	36	5-11	1-3	6	2	3	11
Trevor Gordon	10	1-3	0-0	2	0	1	2
Russ Doherty	12	0-2	0-0	3	1	2	0
Jamie Benton	10	1-4	0-0	1	0	0	2
TOTALS	200	24-58	13-18	32	10	14	61

Halftime Score—Boston College 39, Connecticut 25; Team Rebounds—Connecticut 2, Boston College 4; Turnovers—Connecticut 13, Boston College 7; Attendance—4,400; Game Officials—Terry Stoudt, Dick Paparo, Jim Burr.

January 8, 1986
Georgetown 70, Connecticut 66
Capital Centre — Washington, D.C.

CONNECTICUT	MIN	FGM-A	FTM-A	R	A	PF	TP
Eddie Williams	25	2-8	0-1	8	2	5	4
Tim Coles	27	6-14	9-11	13	0	5	21
Gerry Besselink	16	0-1	0-0	1	0	2	0
Earl Kelley	31	3-5	9-13	2	2	5	15
Phil Gamble	31	5-12	2-2	0	1	4	12
Cliff Robinson	21	4-7	2-5	7	0	4	10
Terry Coffey	16	0-4	0-0	3	1	5	0
Jeff King	18	2-4	0-0	1	0	1	4
Robert Ursery	11	0-6	0-0	1	0	3	0
John Shea	4	0-2	0-0	1	2	0	0
TOTALS	200	22-63	22-32	40	8	34	66
GEORGETOWN	MIN	FGM-A	FTM-A	R	A	PF	TP
Reggie Williams	40	5-11	6-11	16	0	4	16
David Wingate	32	4-10	3-6	2	1	2	11
Ralph Dalton	15	0-0	2-2	5	0	3	2
Michael Jackson	38	5-12	6-6	4	6	2	16
Horace Broadnax	29	3-7	5-6	3	4	3	11
Grady Mateen	13	0-1	6-7	5	0	2	6
Jaren Jackson	8	0-1	0-0	0	1	2	0
Perry McDonald	5	1-2	0-0	1	0	0	2
Charles Smith	7	2-2	1-2	0	0	2	5
Johnathan Edwards	13	0-1	1-4	6	0	4	1
TOTALS	200	20-47	30-44	45	12	24	70

Halftime Score—Georgetown 34, Connecticut 23; Team Rebounds—Connecticut 3, Georgetown 3; Turnovers—Connecticut 11, Georgetown 19; Attendance—6,171; Game Officials—Tim Higgins, Peter Pavia, Joe Mingle.

1985-86 UConn Basketball Box Scores (Cont.)

January 11, 1986
Connecticut 80, Boston College 69
UConn Field House — Storrs, CT

BOSTON COLLEGE	MIN	FGM-A	FTM-A	R	A	PF	TP
Roger McCready	37	3-8	5-6	3	0	4	11
Skip Barry	17	1-4	0-0	5	4	1	2
Troy Bowers	31	4-9	4-7	11	0	4	12
Dana Barros	38	8-17	3-5	1	7	2	19
Dominic Pressley	19	5-10	2-2	6	3	4	12
Russ Doherty	12	0-0	0-0	0	1	1	0
Trevor Gordon	8	0-1	1-2	2	0	3	1
Jamie Benton	28	6-10	0-0	1	2	2	12
Tyrone Scott	4	0-0	0-0	0	0	2	0
Steve Benton	5	0-1	0-0	1	0	2	0
Charlie Micol	1	0-0	0-0	0	0	1	0
TOTALS	200	27-60	15-22	33	17	26	69
CONNECTICUT	MIN	FGM-A	FTM-A	R	A	PF	TP
Eddie Williams	28	5-9	2-4	4	4	4	12
Tim Coles	35	6-10	3-5	14	1	3	15
Gerry Besselink	32	3-4	0-0	10	6	5	6
Earl Kelley	38	7-13	11-13	2	8	4	25
Phil Gamble	39	9-16	2-4	3	3	1	20
Cliff Robinson	11	0-2	1-2	0	0	3	1
Jeff King	2	0-1	0-0	0	0	0	0
John Shea	2	0-0	1-2	0	0	0	1
Robert Ursery	12	0-1	0-0	3	0	3	0
Kenny Scott	1	0-0	0-0	0	0	0	0
TOTALS	200	30-56	20-30	38	22	23	80

Halftime Score — Boston College 32, Connecticut 31; Team Rebounds — Connecticut 2, Boston College 3; Turnovers — Connecticut 14, Boston College 12; Attendance — 4,697 (Sellout); Game Officials — Larry Lembo, Jackie Hannon, Barry Spears.

January 21, 1986
Connecticut 82, Seton Hall 70
UConn Field House — Storrs, CT

SETON HALL	MIN	FGM-A	FTM-A	R	A	PF	TP
Martin Salley	13	1-3	1-1	1	0	1	3
Andy McCloud	30	9-15	0-2	3	3	5	18
Daryl Walker	28	6-9	3-3	4	1	3	15
Gerald Greene	26	0-1	0-0	3	7	3	0
John Morton	23	4-10	0-0	2	7	3	8
Mark Bryant	28	4-9	1-4	10	1	2	9
James Major	26	3-10	0-0	0	2	0	6
Ramon Ramos	13	2-3	1-2	3	1	4	5
Ricky Burton	5	0-1	0-2	0	0	1	0
Mergin Sina	6	2-3	2-2	0	1	2	6
Khytem Long	2	0-0	0-0	1	0	0	0
TOTALS	200	31-64	8-16	30	23	24	70
CONNECTICUT	MIN	FGM-A	FTM-A	R	A	PF	TP
Cliff Robinson	17	1-8	0-0	5	2	3	2
Tim Coles	36	4-7	5-9	16	1	2	13
Gerry Besselink	19	3-5	1-3	3	2	4	7
Earl Kelley	36	3-8	12-12	1	7	1	18
Phil Gamble	28	6-13	0-1	5	1	1	12
Eddie Williams	34	6-9	2-2	3	7	2	14
Jeff King	20	5-11	4-4	12	0	0	14
Robert Ursery	2	0-1	0-0	0	1	0	0
Terence Warren	7	0-1	2-2	0	1	0	2
Kenny Scott	1	0-0	0-0	0	0	0	0
TOTALS	200	28-63	26-33	48	22	13	82

Halftime Score — Connecticut 33, Seton Hall 32; Team Rebounds — Connecticut 3, Seton Hall 3; Turnovers — Connecticut 11, Seton Hall 12; Attendance — 4,271; Game Officials — Dick Paparo, Jim Howell, Hugh Donohue.

January 13, 1986
Villanova 68, Connecticut 59
Hartford Civic Center — Hartford, CT

VILLANOVA	MIN	FGM-A	FTM-A	R	A	PF	TP
Harold Pressley	36	2-5	7-7	6	6	3	11
Mark Plansky	37	4-7	3-5	10	3	3	11
Chuck Everson	7	1-2	0-0	0	0	0	2
Kenny Wilson	29	5-12	5-6	3	3	2	15
Harold Jensen	24	4-8	3-5	0	1	3	11
Dwight Wilbur	24	1-4	0-0	3	1	1	2
Doug West	35	7-12	2-4	4	1	3	16
Gary Massey	2	0-0	0-0	0	0	0	0
Connally Brown	2	0-0	0-0	1	0	1	0
R.C. Massimino	2	0-0	0-0	0	1	0	0
Pat Enright	1	0-0	0-0	0	0	0	0
Steve Pinone	1	0-1	0-0	0	0	0	0
TOTALS	200	24-51	20-27	29	16	16	68
CONNECTICUT	MIN	FGM-A	FTM-A	R	A	PF	TP
Eddie Williams	23	2-9	0-1	3	1	4	4
Gerry Besselink	23	2-3	0-0	2	0	2	4
Tim Coles	31	6-7	1-2	10	0	4	13
Earl Kelley	39	7-14	4-4	5	9	3	18
Phil Gamble	35	4-11	0-2	3	4	3	8
Robert Ursery	20	2-3	0-0	3	1	2	4
Cliff Robinson	20	4-8	0-0	3	0	4	8
John Shea	4	0-1	0-0	0	0	0	0
Jeff King	4	0-1	0-1	1	0	0	0
Kenny Scott	1	0-0	0-0	0	0	0	0
TOTALS	200	27-57	5-10	37	15	22	59

Halftime Score — Villanova 28, Connecticut 26; Team Rebounds — Connecticut 7, Villanova 2; Turnovers — Connecticut 18, Villanova 11; Attendance — 12,129; Game Officials — Tom Fraim, Jim Burr, David Day.

January 25, 1986
Syracuse 80, Connecticut 67
Carrier Dome — Syracuse, NY

CONNECTICUT	MIN	FGM-A	FTM-A	R	A	PF	TP
Cliff Robinson	23	2-9	4-5	3	2	2	8
Gerry Besselink	26	4-8	2-2	6	1	4	10
Tim Coles	34	5-8	1-1	3	2	3	11
Earl Kelley	36	4-6	1-2	1	4	2	9
Phil Gamble	27	6-12	2-3	3	1	0	14
Eddie Williams	28	5-10	1-1	4	2	1	11
Jeff King	15	1-2	0-0	1	2	2	2
Terence Warren	5	0-1	0-0	0	1	1	0
John Shea	3	0-0	0-0	0	0	1	0
Robert Ursery	3	1-1	0-0	0	0	0	2
TOTALS	200	28-57	11-14	21	15	16	67
SYRACUSE	MIN	FGM-A	FTM-A	R	A	PF	TP
Howard Triche	22	5-6	0-0	4	3	1	10
Wendell Alexis	27	6-13	4-4	8	0	0	16
Rony Seikaly	28	4-8	2-2	7	0	2	10
Rafael Addison	38	10-16	1-1	4	7	3	21
Dwayne Washington	36	7-12	2-2	1	7	3	16
Rodney Walker	17	0-0	2-2	2	0	1	2
Greg Monroe	14	0-3	0-0	0	4	0	0
Sherman Douglas	12	2-3	1-2	1	3	4	5
Derek Brower	6	0-0	0-0	1	0	1	0
TOTALS	200	34-61	12-13	28	24	15	80

Halftime Score — Syracuse 34, Connecticut 30; Team Rebounds — Connecticut 4, Syracuse 7; Turnovers — Connecticut 17, Syracuse 12; Attendance — 29,917; Game Officials — Tim Higgins, Gene Monje, Barry Spears.

January 18, 1986
St. John's 61, Connecticut 60
Hartford Civic Center — Hartford, CT

ST. JOHN'S	MIN	FGM-A	FTM-A	R	A	PF	TP
Willie Glass	37	6-11	3-5	9	0	2	15
Shelton Jones	28	2-8	2-3	6	0	1	6
Walter Berry	40	4-9	0-0	8	0	4	8
Ron Rowan	40	8-16	3-3	1	2	1	19
Mark Jackson	40	4-12	5-5	3	12	2	13
Marco Baldi	5	0-1	0-0	0	0	1	0
John Hempel	3	0-0	0-0	0	0	0	0
Terry Bross	7	0-0	0-0	0	1	1	0
TOTALS	200	24-57	13-16	29	15	12	61
CONNECTICUT	MIN	FGM-A	FTM-A	R	A	PF	TP
Eddie Williams	28	2-6	0-0	2	2	0	4
Tim Coles	38	3-7	5-6	11	1	4	11
Gerry Besselink	30	1-4	0-0	6	2	3	2
Earl Kelley	40	8-14	2-2	2	7	3	18
Phil Gamble	27	4-10	0-0	3	1	1	8
Cliff Robinson	32	8-9	1-2	3	0	2	17
Jeff King	5	0-0	0-0	1	0	1	0
TOTALS	200	26-50	8-10	32	13	14	60

Halftime Score — Connecticut 38, St. John's 28; Team Rebounds — Connecticut 4, St. John's 2; Turnovers — Connecticut 11, St. John's 6; Attendance — 15,236; Game Officials — Tim Higgins, Joe Mingle, Terry Stoudt.

January 29, 1986
Connecticut 86, Central Connecticut 69
UConn Field House — Storrs, CT

CENTRAL CONNECTICUT	MIN	FGM-A	FTM-A	R	A	PF	TP
Walter Davis	37	9-15	4-4	2	4	1	22
Tyrone Canino	32	1-6	0-0	3	0	4	2
Bryan Heron	26	4-7	0-0	7	0	2	8
Dwayne Jones	24	3-9	1-1	2	10	0	7
Tony Little	34	9-18	2-3	4	3	2	20
Keith Coleman	19	1-3	0-0	3	0	1	2
Scott Bosley	7	1-1	0-0	0	1	3	2
Rich Nappi	16	3-11	0-0	4	2	2	6
Renardo Mack	2	0-1	0-0	0	0	1	0
Tony Penny	2	0-0	0-0	1	0	0	0
Costas Yiannoutsos	1	0-0	0-0	0	0	0	0
TOTALS	200	31-71	7-8	33	20	16	69
CONNECTICUT	MIN	FGM-A	FTM-A	R	A	PF	TP
Eddie Williams	34	8-16	2-4	6	3	0	18
Tim Coles	36	4-8	2-4	8	3	3	10
Gerry Besselink	29	5-7	0-0	7	3	1	10
Earl Kelley	37	9-16	4-4	3	13	2	22
Phil Gamble	35	7-9	0-0	4	3	1	14
Cliff Robinson	10	2-5	0-0	1	1	3	4
Jeff King	4	0-0	0-0	2	0	2	0
Robert Ursery	9	1-3	4-4	3	1	0	6
Terence Warren	3	0-1	0-0	1	0	1	0
John Shea	2	1-2	0-1	1	0	0	2
Kenny Scott	1	0-0	0-0	0	0	0	0
TOTALS	200	37-67	12-17	40	27	13	86

Halftime Score — Connecticut 40, Central Connecticut 33; Team Rebounds — Connecticut 4, Central Connecticut 7; Turnovers — Connecticut 8, Central Connecticut 13; Attendance — 4,103; Game Officials — Pete Pavia, Robert Diaz, Michael Cabral.

1985-86 UConn Basketball Box Scores (Cont.)

February 5, 1986
Georgetown 80, Connecticut 63
Hartford Civic Center — Hartford, CT

TP	GEORGETOWN	MIN	FGM-A	FTM-A	R	A	PF	TP
3	Perry McDonald	15	0-1	0-0	4	0	1	0
18	Reggie Williams	31	7-10	3-5	7	2	3	17
15	Ralph Dalton	33	3-4	4-6	8	2	3	10
0	Michael Jackson	31	6-9	4-4	2	8	2	16
8	Horace Broadnax	33	5-13	5-5	4	2	4	15
9	David Wingate	33	9-14	4-4	1	3	3	22
6	Grady Mateen	7	0-0	0-0	1	0	1	0
5	Jaren Jackson	8	0-1	0-0	1	0	3	0
0	Johnathan Edwards	4	0-0	0-0	1	0	1	0
6	Bobby Winston	2	0-0	0-0	1	0	0	0
0	Charles Smith	2	0-0	0-0	0	0	2	0
70	Ronnie Highsmith	1	0-0	0-0	0	0	0	0
	TOTALS	200	30-52	20-24	35	17	23	80

TP	CONNECTICUT	MIN	FGM-A	FTM-A	R	A	PF	TP
2	Eddie Williams	30	1-5	6-7	3	4	5	8
13	Tim Coles	33	5-9	3-4	5	1	2	13
7	Gerry Besselink	28	4-10	0-0	6	1	3	8
18	Earl Kelley	39	8-15	6-6	3	3	1	22
12	Phil Gamble	30	2-13	1-4	4	2	2	5
14	Jeff King	18	3-7	0-0	6	1	1	6
0	Cliff Robinson	12	0-4	1-2	2	1	4	1
0	Robert Ursery	6	0-2	0-0	2	0	1	0
0	John Shea	2	0-2	0-0	1	0	1	0
82	Terence Warren	1	0-0	0-0	0	0	1	0
0	Kenny Scott	1	0-0	0-0	0	0	0	0
	TOTALS	200	23-67	17-23	37	13	21	63

Halftime Score—Georgetown 31, Connecticut 30; Team Rebounds—Connecticut 5, Georgetown 5; Turnovers—Connecticut 9, Georgetown 12; Attendance—13,838; Game Officials—Jody Silvester, John Moreau, Mark DiStasio.

February 9, 1986
Villanova 59, Connecticut 53
duPont Pavillion — Villanova, PA

TP	CONNECTICUT	MIN	FGM-A	FTM-A	R	A	PF	TP
8	Eddie Williams	35	0-4	0-1	3	1	2	0
10	Tim Coles	35	6-12	3-6	8	1	2	15
11	Gerry Besselink	15	0-3	0-0	3	1	1	0
9	Earl Kelley	29	5-11	7-7	3	0	5	17
14	Phil Gamble	33	2-11	0-0	8	3	3	4
11	Cliff Robinson	7	0-2	0-0	2	0	2	0
2	Terence Warren	20	1-4	1-2	1	2	2	3
0	Jeff King	26	6-9	2-2	8	0	2	14
0	TOTALS	200	20-56	13-18	38	8	19	53

TP	VILLANOVA	MIN	FGM-A	FTM-A	R	A	PF	TP
10	Mark Plansky	29	4-8	3-5	7	2	3	11
16	Doug West	24	4-11	0-0	1	0	3	8
10	Harold Pressley	37	3-8	3-4	13	3	1	9
21	Dwight Wilbur	27	1-4	2-2	0	4	3	4
16	Harold Jensen	35	5-10	2-2	2	1	1	12
2	Kenny Wilson	28	3-6	3-4	2	5	4	9
0	Gary Massey	10	1-1	2-4	0	0	2	4
5	Wyatt Maker	8	1-1	0-0	2	0	0	2
0	Connally Brown	2	0-0	0-0	0	0	0	0
80	TOTALS	200	22-49	15-21	30	15	17	59

Halftime Score—Villanova 24, Connecticut 21; Team Rebounds—Connecticut 2, Villanova 3; Turnovers—Connecticut 8, Villanova 4; Attendance—6,401 (Sellout); Game Officials—Larry Lembo, Gene Steratore, Gene Monje.

February 11, 1986
Connecticut 77, Pittsburgh 73
UConn Field House — Storrs, CT

TP	PITTSBURGH	MIN	FGM-A	FTM-A	R	A	PF	TP
22	Charles Smith	40	9-16	3-6	13	4	4	21
2	Demetreus Gore	33	6-16	5-6	5	3	4	17
8	Keith Armstrong	30	2-3	0-2	1	0	3	4
7	Curtis Alken	27	4-9	2-2	3	1	3	10
20	Joey David	33	3-6	0-0	0	7	5	6
2	Darryl Shepherd	8	1-1	1-2	1	0	0	3
2	Matt Miklasevich	3	0-0	0-0	0	0	0	0
6	Jerome Lane	20	6-8	0-0	4	2	0	12
0	Tico Cooper	4	0-0	0-0	1	0	1	0
0	Mike Goodson	2	0-0	0-0	1	0	2	0
0	TOTALS	200	31-59	11-18	36	17	22	73

TP	CONNECTICUT	MIN	FGM-A	FTM-A	R	A	PF	TP
69	Eddie Williams	38	4-8	0-0	3	4	2	8
18	Tim Coles	36	7-9	2-3	4	1	4	16
10	Gerry Besselink	33	3-5	1-4	4	8	4	7
10	Earl Kelley	40	11-20	8-9	2	9	0	30
22	Phil Gamble	12	0-4	0-0	1	1	1	0
14	Jeff King	30	4-6	4-4	6	1	1	12
4	Cliff Robinson	8	2-4	0-0	0	0	5	4
0	Robert Ursery	2	0-0	0-0	0	0	0	0
6	John Shea	1	0-0	0-0	0	0	0	0
0	TOTALS	200	31-56	15-20	26	24	17	77

Halftime Score—Connecticut 34, Pittsburgh 32; Team Rebounds—Connecticut 6, Pittsburgh 7; Turnovers—Connecticut 5, Pittsburgh 11; Attendance—4,516; Game Officials—Hank Nichols, Jackie Hannon, Joe Mingle.

February 13, 1986
Holy Cross 73, Connecticut 70
Hart Center — Worcester, MA

CONNECTICUT	MIN	FGM-A	FTM-A	R	A	PF	TP
Cliff Robinson	7	1-6	0-0	2	0	3	4
Earl Kelley	37	10-17	8-10	3	2	1	28
Terence Warren	9	0-0	0-0	1	4	5	0
Eddie Williams	25	2-4	0-0	2	2	5	4
Phil Gamble	31	4-12	0-0	3	3	4	8
John Shea	1	0-0	0-0	0	0	0	0
Robert Ursery	17	3-5	0-0	4	0	2	6
Gerry Besselink	13	0-1	0-0	0	0	0	0
Tim Coles	31	5-9	4-5	8	0	5	14
Jeff King	29	1-3	6-7	2	0	3	8
TOTALS	200	26-57	18-22	28	11	28	70

HOLY CROSS	MIN	FGM-A	FTM-A	R	A	PF	TP
Glenn Williams	36	0-1	5-7	0	6	1	5
Jim McCaffrey	36	8-16	6-6	3	4	5	22
Brian Reale	36	5-9	7-9	4	0	1	17
Dennis Ahern	24	4-8	0-2	2	2	3	8
Eldridge Carter	7	0-0	1-2	3	2	1	1
Greg Martucci	1	0-0	2-2	0	0	0	2
Glenn Tropp	22	4-6	6-8	7	0	2	14
Grant Evans	12	0-1	0-0	1	0	4	0
Paul Durkee	26	1-1	2-2	4	0	4	4
TOTALS	200	22-42	29-38	29	14	21	73

Halftime Score—Holy Cross 34, Connecticut 27; Team Rebounds—Connecticut 3, Holy Cross 5; Turnovers—Connecticut 11, Holy Cross 9; Attendance—1,809; Game Officials—Fran Foley, Bob Madigan, Larry Cavanaugh.

February 15, 1986
St. John's 74, Connecticut 54
Alumni Hall — Jamaica, NY

CONNECTICUT	MIN	FGM-A	FTM-A	R	A	PF	TP
Gerry Besselink	32	2-8	1-2	8	1	4	5
Eddie Williams	22	7-12	0-0	0	1	1	14
Tim Coles	39	6-12	2-4	5	0	4	14
Terence Warren	13	0-0	0-0	2	0	0	0
Phil Gamble	36	3-12	2-3	7	5	1	8
Cliff Robinson	20	2-7	2-2	0	2	5	6
Jeff King	16	1-4	1-1	1	0	2	3
Robert Ursery	8	1-4	0-0	2	0	0	2
John Shea	8	1-3	0-0	1	0	0	2
Kenny Scott	4	0-0	0-0	0	0	0	0
Shawn Bolden	1	0-0	0-0	0	0	0	0
Kurt Bauer	1	0-0	0-0	0	0	0	0
TOTALS	200	23-62	8-12	33	9	17	54

ST. JOHN'S	MIN	FGM-A	FTM-A	R	A	PF	TP
Shelton Jones	25	5-9	0-0	6	0	2	11
Willie Glass	30	6-10	3-4	6	3	2	18
Walter Berry	34	7-12	4-7	8	4	2	18
Ron Rowan	33	7-9	0-0	4	5	0	14
Mark Jackson	35	1-2	2-2	2	12	0	4
Terry Bross	13	0-2	0-0	2	0	1	0
Steve Shurina	12	4-5	1-2	0	1	1	9
John Hempel	9	1-5	2-2	1	0	0	4
Marco Baldi	9	0-2	0-0	2	0	4	0
TOTALS	200	31-56	12-17	37	25	12	74

Halftime Score—St. John's 29, Connecticut 24; Team Rebounds—Connecticut 7, St. John's 6; Turnovers—Connecticut 14, St. John's 12; Attendance—6,008 (Sellout); Game Officials—Tom Scott, Pete Pavia, Fred Hikel.

February 18, 1986
Seton Hall 65, Connecticut 62
Meadowlands Arena — East Rutherford, NJ

CONNECTICUT	MIN	FGM-A	FTM-A	R	A	PF	TP
Eddie Williams	40	7-11	3-4	3	2	3	17
Tim Coles	35	2-9	1-2	9	0	4	5
Gerry Besselink	25	2-4	0-0	4	4	5	4
Terence Warren	40	2-5	0-2	1	6	3	4
Phil Gamble	40	9-13	3-6	7	1	2	21
Cliff Robinson	19	4-7	3-6	3	0	1	11
Robert Ursery	1	0-0	0-0	0	0	1	0
TOTALS	200	26-49	10-20	29	13	19	62

SETON HALL	MIN	FGM-A	FTM-A	R	A	PF	TP
Martin Salley	33	1-3	1-1	2	1	2	3
Andre McCloud	28	9-15	5-6	5	0	2	23
Mark Bryant	33	2-5	3-4	2	1	4	7
James Major	30	4-10	4-4	1	2	2	12
John Morton	31	4-7	6-6	2	3	2	14
Ricky Burton	19	2-3	0-0	4	0	4	4
Gerald Greene	19	0-1	2-2	1	6	0	2
Ramon Ramos	1	0-0	0-0	1	0	0	0
Daryll Walker	6	0-0	0-0	0	0	1	0
TOTALS	200	22-44	21-23	22	13	17	65

Halftime Score—Connecticut 31, Seton Hall 30; Team Rebounds—Connecticut 2, Seton Hall 4; Turnovers—Connecticut 12, Seton Hall 7; Attendance—4,786; Game Officials—Tim Higgins, Jim Burr, Jim Kinsey.

1985-86 UConn Basketball Box Scores (Cont.)

February 22, 1986
Providence 74, Connecticut 67
Hartford Civic Center — Hartford, CT

PROVIDENCE	MIN	FGM-A	FTM-A	R	A	PF	TP
David Kipter	26	2-5	1-2	2	0	3	5
Alan Roth	26	2-5	7-8	3	1	3	11
Steve Wright	21	2-5	2-2	6	1	3	6
Don Brown	22	5-9	0-0	2	5	3	10
Billy Donovan	40	8-15	0-0	1	5	2	16
Jacek Duda	19	3-4	0-0	3	0	5	6
Ernie Lewis	18	2-6	0-0	1	4	4	4
Matt Palazzi	16	3-7	4-4	2	4	2	10
Darryl Wright	8	1-3	2-2	0	0	0	4
Dick Pennefather	2	0-0	0-0	0	0	0	0
Bryan Benham	2	1-1	0-0	0	0	1	2
TOTALS	200	29-60	16-18	27	20	26	74

CONNECTICUT
Eddie Williams 25 4-10 0-1 4 2 4 8
Tim Coles 37 7-12 7-9 10 2 3 21
Gerry Besselink 27 2-3 3-5 5 3 2 7
Terence Warren 39 0-3 1-2 3 6 1 1
Phil Gamble 31 4-13 9-9 4 2 3 17
Cliff Robinson 19 2-4 1-2 3 1 4 5
Jeff King 18 2-5 4-6 1 0 1 8
John Shea 3 0-0 0-0 0 0 0 0
Robert Ursery 1 0-0 0-0 0 0 0 0
TOTALS 200 21-50 25-34 39 16 18 67

Halftime Score — Providence 37, Connecticut 30; Team Rebounds — Connecticut 9, Providence 7; Turnovers — Connecticut 20, Providence 10; Attendance — 11,841; Game Officials — Jody Silvester, Tom Scott, John Letscher.

February 24, 1986
Pittsburgh 79, Connecticut 51
Fitzgerald Field House — Pittsburgh, PA

CONNECTICUT	MIN	FGM-A	FTM-A	R	A	PF	TP
Eddie Williams	32	4-7	2-4	2	1	2	10
Gerry Besselink	19	1-2	0-0	3	0	3	2
Tim Coles	29	2-8	3-3	9	1	2	7
Phil Gamble	35	8-19	1-2	5	2	2	17
Terence Warren	19	0-2	0-0	0	4	3	0
Cliff Robinson	22	1-9	2-2	5	2	2	4
Kenny Scott	2	0-0	0-0	1	0	0	0
Kurt Bauer	1	0-0	0-0	0	0	0	0
John Shea	12	3-9	1-1	1	1	1	7
Robert Ursery	8	0-1	2-4	1	0	2	2
Jeff King	20	0-3	2-4	5	0	2	2
Shawn Bolden	1	0-0	0-0	0	0	0	0
TOTALS	200	19-60	13-20	34	11	19	51

PITTSBURGH
Charles Smith 38 6-9 6-7 10 1 1 18
Demetrious Gore 31 8-16 1-2 2 4 3 17
Keith Armstrong 21 2-3 0-1 2 1 4 4
Joey David 32 4-7 3-3 4 5 3 11
Curtis Aiken 33 5-10 0-0 3 10 3 10
Darryl Shepherd 10 3-6 1-2 3 4 3 7
Jerome Lane 9 3-4 0-0 1 2 1 6
Tico Cooper 18 1-2 0-1 8 2 1 2
Mike Goodson 3 0-0 0-0 1 0 0 0
Matt Miklasovich 3 1-2 0-0 1 0 0 2
John Blanton 2 1-2 0-0 0 0 0 2
TOTALS 200 34-61 11-16 41 29 19 79

Halftime Score — Pittsburgh 29, Connecticut 16; Team Rebounds — Connecticut 2, Pittsburgh 6; Turnovers — Connecticut 18, Pittsburgh 15; Attendance — 5,167; Game Officials — Tom Fraim, Joe Forte, Robert Donato.

February 26, 1986
Providence 69, Connecticut 66
Providence Civic Center — Providence, RI

CONNECTICUT	MIN	FGM-A	FTM-A	R	A	PF	TP
Eddie Williams	32	7-9	2-2	3	2	4	16
Tim Coles	29	8-13	1-3	8	0	5	17
Gerry Besselink	34	3-6	1-2	10	1	4	7
Terence Warren	28	1-2	0-4	3	5	5	2
Phil Gamble	35	2-10	3-4	3	5	4	7
Cliff Robinson	17	4-10	1-3	6	0	1	9
John Shea	23	4-8	0-2	6	2	1	8
Jeff King	2	0-0	0-0	1	0	0	0
TOTALS	200	29-58	8-20	40	15	24	66

PROVIDENCE
Dave Kipter 28 2-4 3-4 4 0 4 7
Alan Roth 23 1-1 0-0 4 1 1 2
Steve Wright 30 3-12 3-4 10 0 4 9
Don Brown 28 2-8 0-1 3 3 2 4
Billy Donovan 29 5-9 7-9 1 5 4 17
Matt Palazzi 23 5-3 5-5 0 2 2 15
Darryl Wright 4 0-3 0-0 1 0 0 0
Jacek Duda 10 1-3 0-0 3 1 1 2
Ernie Lewis 25 5-9 3-4 7 2 4 13
TOTALS 200 24-52 21-28 36 14 22 69

Halftime Score — Connecticut 30, Providence 23; Team Rebounds — Connecticut 0, Providence 3; Turnovers — Connecticut 20, Providence 12; Attendance — 7,216; Game Officials — Jackie Hannon, Joe D'Orazio, Fred Hikel.

March 1, 1986
Syracuse 75, Connecticut 58
Hartford Civic Center — Hartford, CT

28.6

SYRACUSE	MIN	FGM-A	FTM-A	R	A	PF	TP
Howard Triche	32	3-10	0-1	6	1	3	8
Wendell Alexis	25	5-10	2-3	3	1	3	12
Rony Seikaly	21	4-6	0-1	11	0	2	8
Rafael Addison	27	7-15	1-1	8	6	1	15
Dwayne Washington	27	7-14	3-4	1	7	1	17
Rodney Walker	8	0-0	0-0	2	0	2	0
Greg Monroe	14	2-4	0-0	1	2	0	4
Derek Brower	18	1-2	1-4	5	0	4	3
Sherman Douglas	16	3-5	4-4	4	5	1	10
Joel Katz	6	0-1	0-0	1	0	0	0
Joey Kohn	6	0-1	0-0	0	0	2	0
TOTALS	200	32-68	11-18	48	22	19	75

CONNECTICUT
Eddie Williams 18 0-7 1-2 0 1 0 1
Tim Coles 34 4-11 7-11 12 0 3 15
Gerry Besselink 19 1-3 0-0 3 0 1 2
Terence Warren 29 1-6 0-2 8 6 3 2
Phil Gamble 28 2-9 3-5 5 1 1 7
Cliff Robinson 27 6-11 5-5 7 2 3 17
Jeff King 13 0-6 0-0 4 0 2 0
John Shea 15 2-6 2-2 5 0 2 6
Robert Ursery 12 3-7 0-0 4 1 2 6
Kenny Scott 3 1-2 0-0 0 1 1 2
Kurt Bauer 1 0-0 0-0 0 0 0 0
Shawn Bolden 1 0-0 0-0 1 0 0 0
TOTALS 200 20-70 18-27 52 12 18 58


Halftime Score — Syracuse 40, Connecticut 22; Team Rebounds — Connecticut 3, Syracuse 4; Turnovers — Connecticut 19, Syracuse 14; Attendance — 16,014 (Sellout); Game Officials — Jim Burr, Mickey Crowley, John Letscher.

March 5, 1986
Seton Hall 76, Connecticut 66
BIG EAST Conference Tournament
Madison Square Garden — New York, NY

CONNECTICUT	MIN	FGM-A	FTM-A	R	A	PF	TP
Tim Coles	30	6-8	0-1	10	1	3	12
Eddie Williams	30	5-12	2-2	4	4	3	12
Gerry Besselink	14	2-5	2-3	4	0	2	6
Phil Gamble	31	2-8	2-2	4	3	3	6
Terence Warren	28	0-4	2-2	3	7	3	2
Cliff Robinson	24	3-10	0-0	2	0	4	6
John Shea	18	5-9	0-0	1	2	2	10
Jeff King	11	2-2	3-3	3	0	1	7
Robert Ursery	9	2-4	1-3	3	1	2	5
Kenny Scott	1	0-0	0-0	0	0	1	0
Shawn Bolden	2	0-0	0-2	0	0	0	0
Kurt Bauer	2	0-0	0-0	0	0	0	0
TOTALS	200	27-62	12-18	41	18	24	66

SETON HALL
Andre McCloud 17 2-6 1-2 4 1 4 5
Martin Salley 30 4-6 2-2 5 4 1 10
Mark Bryant 32 7-15 4-5 11 0 3 18
James Major 33 4-14 3-5 1 5 1 11
John Morton 35 4-7 3-5 7 9 3 11
Ricky Burton 15 3-4 1-1 0 0 2 7
Gerald Green 12 0-0 1-3 0 2 1 1
Darryl Walker 20 3-9 5-6 4 1 5 11
Phil Whitaker 4 0-1 2-2 0 0 1 2
Khyiem Long 2 0-0 0-0 1 0 1 0
TOTALS 200 27-62 22-31 40 22 22 76

Halftime Score — Seton Hall 39, Connecticut 32; Team Rebounds — Connecticut 7, Seton Hall 7; Turnovers — Connecticut 18, Seton Hall 19; Attendance — 19,591 (Sellout); Game Officials — Mickey Crowley, Tim Higgins, Jackie Hannon.



Robert Ursery (31)