

666
CINCINNATI®

2011 VOLLEYBALL MEDIA SUPPLEMENT

**2010 STATISTICS****CUMULATIVE STATISTICS**


Player	MP	SP	Attack					Set		Serve			Dig		Blocking				
			Kills	K/S	Err	TA	Pct.	Ast	A/S	SA	SE	RE	Digs	D/S	BS	BA	BT	B/S	
Jordanne Scott	36	123	349	2.84	119	690	.333	4	0.03	0	6	0	23	0.19	12	74	86	0.70	
Stephanie Niemer	36	124	635	5.12	131	1523	.331	35	0.28	46	38	31	335	2.70	19	70	89	0.72	
Emily Hayden	29	81	138	1.70	46	287	.321	5	0.06	0	0	1	14	0.17	2	55	57	0.70	
Becca Refenes	36	124	266	2.15	85	643	.281	19	0.15	38	23	3	85	0.69	17	129	146	1.18	
Missy Harpenau	33	124	180	1.61	69	460	.241	20	0.18	14	29	20	298	2.66	3	31	34	0.30	
Annie Fesl	36	124	56	0.45	22	171	.199	1497	12.00	23	28	0	287	2.31	0	36	36	0.29	
Megan Turner	33	92	102	1.11	50	307	.169	7	0.08	15	17	3	67	0.73	1	29	30	0.33	
Lindsay Upton	27	75	4	0.05	2	12	.167	5	0.07	11	12	2	121	1.61	0	0	0	0.00	
Juliana Behrens	49	18	58	1.18	31	173	.156	0	0.00	11	22	0	30	0.61	0	13	13	0.00	
Lauren Grant	9	6	5	0.56	4	13	.077	0	0.00	0	0	0	1	0.11	0	1	1	0.11	
Brianna Richey	1	1	0	0.00	0	0	.000	0	0.00	0	0	0	1	1.00	0	0	0	0.00	
Emily MacIntyre	124	36	1	0.01	2	6	-.167	74	0.60	14	18	26	433	3.49	0	0	0	0.00	
Karen Onuki	75	26	0	0.00	1	1	-1.000	8	0.11	3	1	2	100	1.33	0	0	0	0.00	
Team												13							
Totals	36	124	1794	14.4	562	4286	.287	1674	13.50	175	194	101	1795	14.48	54	438	273.0	2.20	
Opponents	36	124	1465	11.8	664	4210	.190	1383	11.1	101	231	175	1654	13.34	56	368	240.0	1.94	

2010 RESULTS

Date	Opponent	Result	Score	Overall	Conf.	Time	Att.
Aug. 27	vs. Northern Colorado	W, 3-1	25-17,23-25,25-23,25-16	1-0	0-0	1:52	-
Aug. 28	vs. Cal State Northridge	W, 3-0	25-17,25-19,25-22	2-0	0-0	1:23	-
Aug. 28	at San Diego State	L, 0-3	22-25,23-25,24-26	2-1	0-0	1:34	412
Aug. 30	at UC Santa Barbara	W, 3-0	25-17,25-20,25-18	3-1	0-0	1:25	337
Sept. 3	KENT STATE	W, 3-0	25-20,25-17,25-22	4-1	0-0	1:17	234
Sept. 4	JAMES MADISON	W, 3-0	25-14,25-15,25-17	5-1	0-0	1:08	381
Sept. 4	MURRAY STATE	W, 3-0	25-17,25-15,25-19	6-1	0-0	1:09	381
Sept. 7	#16 KENTUCKY	W, 3-2	25-16,18-25,25-15,23-25,15-13	7-1	0-0	2:00	367
Sept. 10	at Coll. of Charleston	L, 1-3	21-25,22-25,25-21,23-25	7-2	0-0	2:12	775
Sept. 11	vs. Oregon State	L, 1-3	21-25,23-25,25-17,18-25	7-3	0-0	1:46	141
Sept. 11	vs. Auburn	W, 3-1	22-25,25-18,25-21,25-19	8-3	0-0	1:58	348
Sept. 17	vs. #5 ILLINOIS	W, 3-2	22-25,19-25,25-20,25-16,15-13	9-3	0-0	2:06	212
Sept. 18	vs. PURDUE	W, 3-0	26-24,25-22,25-20	10-3	0-0	1:27	163
Sept. 21	at Morehead State	W, 3-0	25-17,25-15,25-19	11-3	0-0	1:14	747
Sept. 24	SETON HALL	W, 3-0	26-24,27-25,25-17	12-3	1-0	1:29	504
Sept. 26	RUTGERS	W, 3-0	25-14,25-20,25-16	13-3	2-0	2:21	384
Oct. 1	at St. John's	W, 3-0	25-18,25-13,25-14	14-3	3-0	1:15	370
Oct. 3	at Connecticut	W, 3-0	25-23,25-22,25-20	15-3	4-0	1:26	153
Oct. 8	DEPAUL	W, 3-0	25-11,25-14,25-20	16-3	5-0	1:16	239
Oct. 10	ND	W, 3-0	25-17,25-17,25-19	17-3	6-0	1:27	652
Oct. 16	at LOUISVILLE	L, 2-3	25-23,25-20,17-25,22-25,10-15	17-4	6-1	2:05	877
Oct. 19	at Western Kentucky	W, 3-1	21-25,25-20,25-21,26-24	18-4	6-1	1:53	551
Oct. 23	USF	W, 3-0	25-10,25-9,25-21	19-4	7-1	1:08	252
Oct. 24	GEORGETOWN	W, 3-0	25-10,25-17,25-16	20-4	8-1	1:13	289
Oct. 26	at IUPUI	W, 3-0	25-15,25-17,25-14	21-4	8-1	1:10	203
Oct. 31	VILLANOVA	W, 3-0	25-12,25-16,25-16	22-4	9-1	1:13	378
Nov. 6	at WVU	W, 3-2	23-25,25-15,21-25,25-10,15-10	23-4	10-1	2:05	415
Nov. 7	at PITT	W, 3-0	25-14,25-16,25-20	24-4	11-1	1:15	472
Nov. 12	at Syracuse	W, 3-2	19-25,23-25,25-21,25-23,15-10	25-4	12-1	2:05	467
Nov. 14	at Marquette	W, 3-0	25-18,25-16,25-20	26-4	13-1	1:30	576
Nov. 19	vs. USF	W, 3-0	25-7,25-13,25-14	27-4	13-1	1:09	-
Nov. 20	vs. ND	W, 3-0	25-23,25-22,25-19	28-4	13-1	1:30	-
Nov. 21	vs. LOUISVILLE	L, 0-3	20-25,20-25,15-25	28-5	13-1	1:30	243
Nov. 26	at Miami	W, 3-0	25-17,25-17,25-20	29-5	13-1	1:18	256
Dec. 3	vs. Western Kentucky	W, 3-0	25-22,28-26,25-12	30-5	13-1	1:33	-
Dec. 4	at #14 ILLINOIS	L, 1-3	17-25,17-25,25-20,21-25	30-6	13-1	2:00	1034



Jordanne Scott



Emily MacIntyre



BIG EAST STATISTICS

2010 FINAL STANDINGS

Team	Conf.	Pct.	Overall	Pct.	Home	Away	Neutral	Last 10	Streak
Cincinnati	13-1	.929	30-6	.833	11-0	11-4	8-2	8-2	L 1
Louisville	12-2	.857	23-8	.742	11-3	6-5	6-0	8-2	L 1
Villanova	11-3	.786	23-7	.767	8-1	10-4	5-2	7-3	L 1
Marquette	11-3	.786	23-9	.719	10-2	9-6	4-1	8-2	W 1
Notre Dame	10-4	.714	18-13	.581	8-6	5-6	5-1	5-5	L 2
Seton Hall	7-7	.500	13-18	.419	6-6	6-6	1-6	5-5	L 2
Pittsburgh	7-7	.500	13-18	.419	9-7	4-8	0-3	4-6	L 1
USF	6-8	.429	10-18	.357	5-5	3-9	2-4	1-9	L 7
Syracuse	5-9	.357	23-9	.719	6-4	7-5	10-0	3-7	L 2
St. John's	5-9	.357	18-13	.581	10-4	4-7	4-2	5-5	L 2
Georgetown	5-9	.357	15-15	.500	7-6	4-7	4-2	3-7	L 2
West Virginia	5-9	.357	15-15	.500	8-4	2-9	5-2	3-7	L 1
Connecticut	4-10	.286	6-19	.240	4-8	2-7	0-4	4-6	W 1
Rutgers	3-11	.214	11-17	.393	5-7	3-7	3-3	4-6	W 1
DePaul	1-13	.071	4-26	.133	3-10	1-12	0-4	3-7	L 6

HITTING PERCENTAGE	S	Kills	Errs	Total	Pct
1. Marquette	115	1624	503	3897	.288
2. Cincinnati	124	1794	562	4286	.287
3. Syracuse	118	1494	518	3681	.265
4. Louisville	123	1578	615	3873	.249
5. Notre Dame	111	1475	559	3956	.232
6. Villanova	106	1361	511	3991	.213
7. St. John's	110	1321	604	3494	.205
8. USF	106	1242	592	3412	.191
9. Seton Hall	122	1557	716	4467	.188
10. Pittsburgh	115	1414	667	4039	.185
11. Georgetown	119	1480	746	3986	.184
12. Rutgers	103	1276	641	3525	.180
13. West Virginia	106	1299	614	4125	.166
14. DePaul	117	1239	577	4018	.165
15. Connecticut	94	1029	551	3177	.150

OPP. HITTING PCT	S	Kills	Errs	Total	Pct
1. Louisville	123	1442	746	4119	.169
2. Villanova	106	1202	559	3730	.172
3. West Virginia	106	1352	615	4071	.181
4. Connecticut	94	1084	506	3084	.187
5. Cincinnati	124	1465	664	4210	.190
6. St. John's	110	1310	629	3556	.192
7. Georgetown	119	1288	569	3714	.194
8. Syracuse	118	1429	665	3932	.194
9. Notre Dame	111	1372	616	3862	.196
10. Marquette	115	1374	601	3831	.202
11. Seton Hall	122	1543	616	4338	.214
12. DePaul	117	1685	672	4400	.230
13. USF	106	1323	518	3465	.232
14. Pittsburgh	115	1499	549	4002	.237
15. Rutgers	103	1226	440	3254	.242

ASSISTS	S	No.	Per Game
1. Cincinnati	124	1674	13.50
2. Marquette	115	1543	13.42
3. Notre Dame	111	1345	12.12
4. Seton Hall	122	1467	12.02
5. Villanova	106	1270	11.98
6. Louisville	123	1442	11.72
7. Georgetown	119	1389	11.67
8. Pittsburgh	115	1341	11.66
9. West Virginia	106	1216	11.47
10. Syracuse	118	1352	11.46
11. Rutgers	103	1169	11.35
12. St. John's	110	1230	11.18
13. USF	106	1156	10.91
14. Connecticut	94	940	10.00
15. DePaul	117	1141	9.75

KILLS	S	No.	Per Game
1. Cincinnati	124	1794	14.47
2. Marquette	115	1624	14.12
3. Notre Dame	111	1475	13.29
4. Villanova	106	1361	12.84
5. Louisville	123	1578	12.83
6. Seton Hall	122	1557	12.76
7. Syracuse	118	1494	12.66
8. Georgetown	119	1480	12.44
9. Rutgers	103	1276	12.39
10. Pittsburgh	115	1414	12.30
11. West Virginia	106	1299	12.25
12. St. John's	110	1321	12.01
13. USF	106	1242	11.72
14. Connecticut	94	1029	10.95
15. DePaul	117	1239	10.59

BLOCKS	S	Solo	Asst	Total	Per Game
1. Louisville	123	121	488	365.0	2.97
2. Notre Dame	111	66	396	264.0	2.38
3. Syracuse	118	55	446	278.0	2.36
4. St. John's	110	64	365	246.5	2.24
5. Cincinnati	124	54	438	273.0	2.20
6. Marquette	115	36	385	228.5	1.99
7. DePaul	117	58	346	231.0	1.97
8. Pittsburgh	115	50	334	217.0	1.89
9. Georgetown	119	40	368	224.0	1.88
10. USF	106	61	273	197.5	1.86
11. Connecticut	94	39	253	165.5	1.76
12. Seton Hall	122	44	320	204.0	1.67
13. West Virginia	106	37	267	170.5	1.61
14. Villanova	106	48	242	169.0	1.59
15. Rutgers	103	31	225	143.5	1.39

SERVICE ACES	S	No.	Per Game
1. Villanova	106	200	1.89
2. Connecticut	94	170	1.81
3. Georgetown	119	190	1.60
4. Rutgers	103	150	1.46
5. Cincinnati	124	175	1.41
6. Syracuse	118	160	1.36
7. Notre Dame	111	149	1.34
8. St. John's	110	145	1.32
9. West Virginia	106	136	1.28
10. USF	106	122	1.15
11. Marquette	115	131	1.14
12. Seton Hall	122	134	1.10
13. Louisville	123	131	1.07
14. Pittsburgh	115	105	0.91
15. DePaul	117	103	0.88

MATCH WON-LOST PCT	W	L	Pct	W	L	Pct
1. Cincinnati	13	1	.929	30	6	.833
2. Louisville	12	2	.857	23	8	.742
3. Marquette	11	3	.786	23	9	.719
4. Villanova	11	3	.786	23	7	.767
5. Notre Dame	10	4	.714	18	13	.581
6. Pittsburgh	7	7	.500	13	18	.419
7. Seton Hall	7	7	.500	13	18	.419
8. USF	6	8	.429	10	18	.357
9. Syracuse	5	9	.357	23	9	.719
10. St. John's	5	9	.357	18	13	.581
11. Georgetown	5	9	.357	15	15	.500
12. West Virginia	5	9	.357	15	15	.500
13. Connecticut	4	10	.286	6	19	.240
14. Rutgers	3	11	.214	11	17	.393
15. DePaul	1	13	.071	4	26	.133

DIGS	S	No.	Per Game
1. West Virginia	106	1836	17.32
2. Villanova	106	1756	16.57
3. Seton Hall	122	1923	15.76
4. DePaul	117	1761	15.05
5. Notre Dame	111	1615	14.55
6. Cincinnati	124	1795	14.48
7. Pittsburgh	115	1661	14.44
8. Marquette	115	1597	13.89
9. Connecticut	94	1299	13.82
10. Georgetown	119	1597	13.42
11. Louisville	123	1618	13.15
12. USF	106	1381	13.03
13. Rutgers	103	1331	12.92
14. Syracuse	118	1448	12.27
15. St. John's	110	1313	11.94



Head Coach Reed Sunahara



BIG EAST STATISTICS

2010 INDIVIDUAL LEADERS

(Players listed below meet or exceed the minimums and have played in at least 50.00 percent of their team's games.)

HITTING PERCENTAGE (Minimum .200/3.0 attacks per game)

Player	Team	Cl	S	Kills	Errs	Total	Pct
1. GONYO, Rabbecca	MU	SR	53	144	35	264	.413
2. MERGEN, Maggie	VU	JR	53	183	40	390	.367
3. NIEMER, Stephanie	UC	SR	48	248	49	573	.347
4. SCOTT, Jordanne	UC	SO	48	148	52	278	.345
5. HARPER, Imani	PITT	SR	50	152	34	343	.344
6. CARLSON, Danielle	MU	SO	53	118	24	275	.342
7. HENNEY, Carol	MU	SO	29	40	10	89	.337
8. REFENES, Becca	UC	SO	48	116	32	252	.333
9. BOAZ, Allie	USF	SR	56	210	66	454	.317
10. SCIACCA, Kellie	UND	SR	48	128	36	293	.314

KILLS (Minimum 2.00 per game)

Player	Team	Cl	S	No.	Per Gm
1. NIEMER, Stephanie	UC	SR	48	248	5.17
2. McHUGH, Andrea	UND	FR	48	196	4.08
3. ARSLANBEKOVA, Lola	UofL	SO	49	188	3.84
4. BOAZ, Allie	USF	SR	56	210	3.75
5. TOWN, Amy	PITT	SR	55	202	3.67
6. BEYER, Ashley	MU	JR	45	163	3.62
7. OSMUN, Sarah	SHU	SR	58	207	3.57
8. MERGEN, Maggie	VU	JR	53	183	3.45
9. JONES, Ciara	MU	JR	53	176	3.32
10. MURRAY, Rebecca	UConn	SR	56	182	3.25

ASSISTS (Minimum 5.00 per game)

Player	Team	Cl	S	No.	Per Gm
1. FESL, Annie	UC	SR	48	582	12.12
2. KLINGSPORN, Nikki	MU	SR	53	612	11.55
3. TRUDEAU, Olivia	SHU	SO	58	638	11.00
4. ANDERSON, Alyssa	VU	FR	53	570	10.75
5. ZIELINSKI, Stephanie	RU	SO	49	496	10.12
6. BROWN, Sammie	UND	FR	42	415	9.88
7. THON, Mariana	USF	SR	56	545	9.73
8. HOMANN, Laura	SU	SO	57	540	9.47
9. MALONE, Ashley	GU	JR	57	539	9.46
10. POST, Kari	WVU	JR	54	510	9.44

SERVICE ACES (Minimum 0.10 per game)


Player	Team	Cl	S	No.	Per Gm
1. MAROON, Kim	VU	JR	53	37	0.70
2. MURRAY, Rebecca	UConn	SR	56	27	0.48
3. NIEMER, Stephanie	UC	SR	48	21	0.44
4. REFENES, Becca	UC	SO	48	20	0.42
5. CURTIS, Hannah	RU	JR	46	19	0.41
6. JUHL, Emily	UofL	FR	54	22	0.41
7. McHUGH, Andrea	UND	FR	48	19	0.40
8. KIRK, Jordan	UConn	JR	54	19	0.35
9. MALONE, Ashley	GU	JR	57	20	0.35
10. MAVING, Kelsey	UConn	SO	56	19	0.34

BLOCKS (Minimum 1.00 per game)

Player	Team	Cl	S	Solo	Ast	Ttl	Per Gm
1. RUCKER, Gwen	UofL	JR	53	16	53	69.0	1.30
2. RAMDIN, Darlene	STJ	JR	50	18	45	63.0	1.26
3. SIMMONS, Amanda	UofL	SR	56	19	49	68.0	1.21
4. MCCABE, Lindsay	SU	FR	45	10	41	51.0	1.13
5. LEGGS, Kiesha	PITT	JR	53	9	49	58.0	1.09
6. REFENES, Becca	UC	SO	48	4	47	51.0	1.06
7. GONYO, Rabbecca	MU	SR	53	11	45	56.0	1.06
8. HINZ, Samantha	SU	SO	53	8	46	54.0	1.02

DIGS (Minimum 1.00 per game)


Player	Team	Cl	S	No.	Per Gm
1. MAROON, Kim	VU	JR	53	295	5.57
2. MAVING, Kelsey	UConn	SO	56	264	4.71
3. WARREN, Alyssa	SHU	FR	53	236	4.45
4. WEST, Bonnie	WVU	SR	54	239	4.43
5. KNUTSON, Katherine	DEP	JR	54	221	4.09
6. WELCH, Caitlin	UofL	FR	52	209	4.02
7. RIVERA, Janice	USF	JR	56	224	4.00
8. SILVA, Frenchy	UND	JR	48	191	3.98
9. ACTON, Margy	PITT	SO	55	216	3.93
10. JEZIOROWSKI, Julie	MU	FR	52	200	3.85



Emily Hayden



Missy Harpenau



Megan Turner



2010 UC Volleyball



ALL-TIME LETTERWINNERS

A Heather Augustine, 1990-91-92

B Beverly Bachman, 1973
Barbara Back, 1972-73-74
Mindy Backus, 1985-86-87-88
Cessly Bartlett, 1984
Maddie Barron, 2002-03
Lindsay Battey, 1998
Sue Bavis, 1975-76-77-78
Juliana Behrens, 2010
Ceal Benken, 1977
Rachel Beran, 1998-99-00-01
Vickie Blessing, 1981-82
Annisa Blosser, 1993-94-95-96
Kelsey Brandl, 2008
Michele Branham, 1985
Mary Anne Broderick, 1972
Ann Broering, 2004
Karen Brown, 1996

Beth Buerhaus, 1993-94-95-96
Lauren Burny, 1997
C Jennifer Carter, 1992-93-94
Cary Cooley, 1999
Joan Corcoran, 1972-73
Robin Cornett, 1981-82
Tina Cucinotta, 1978-79
Jenny Custer, 2004-05-06-07

D Kathy Deiters, 1974-75
Natalie Dossman, 2004-05-07-08
Julie DuPont, 2001-02-03-04
Tina Durbin, 1984-86-87-88

E Donna Ell, 1973-74-75-76
Mary Ell, 1977
Jessica Elley, 2005-06-07-08
Kathy Eridon, 1972
Amanda Evers, 1995

F Denise Felix, 1992
Annie Fesl, 2007-08-09-10
Beth Fishburn, 1976-77-78-79
Jean Folz, 1973
Ceal Franz, 1981-82
Jaime Frey, 2006-07-08-09

G Annie Gant, 1998-99
Lindsey Garrison, 2002-03-04
Debbie Gentile, 1972-73
Marie Geraci, 1976
Tia Gilbert, 1976
Joan Goszczyński, 1986
Katie Graham, 1996-97-98-99
Pat Graman, 1975-76-77
Lauren Grant, 2010
Ashley Grooms, 2000-01-02-03
Brenda Grube, 1980-81-82-83
Julie Guenther, 2007-08-09
Cathy Guye, 1987-88-89-90

H Judy Hamilton, 1984-85-86
Missy Harpenau, 2008-09-10
Rosa Harris, 1976
Emily Hayden, 2009-10
Shanté Haymore, 1998-99
Myanna Hellsten, 2003-04-05-06

Beth Herman, 1993-94-95-96
Lise Hissink, 1998
Debbie Hoffman, 1972-73-74
Sue Holtmann, 1977-78
Jenny Horner, 1991

I Tammie Indiciani, 1980-81-82-83

J Andrea Jackson, 1978-79-80
Sonja Jackson, 1984-85-86-87
Janet Jaeger, 1987-88-89-90
Jill Jaeger, 1993

Dena Jones, 1981-82-83-84
Ginger Jordan, 1993-94-95
Janise Jordan, 1980-81-82-83

K Anne Kaiser, 1975-76-77
Donna Kaiser, 1972-73-74-75
Katrina Kelly, 1998, 2000
Laura Kieffer, 1979

Haley King, 2002
Tobi Kirchenwitz, 1998-99-00-01
Mary Ellen Kirchgessner, 1985-86-87-88
Gretchen Kocher, 1994-95

Anne Kordes, 1994-95
Kristin Kridler, 1989-90-91-92

L Trish Ladusaw, 1999-00-01-02
Dawn Largent, 1991-92-93-94
Laura Lauder, 2000-01-02-03
Christy Lawrence, 1978-79-80
Nienke Leenstra, 1998

Ann Lovett, 1974
Ginger Lughes, 1975
M Emily MacIntyre, 2010
Erin Maldo, 2004-05-06-07

Barb Mannix, 1988-89-90
Heather Mason, 1991-92-93-94
Hannah May, 2004

Cathy McDonald, 1989-90-91-92
Stephanie Meinig, 1997-98-99-00
Amy Mercer, 1989-90-91
Bonnie Meyer, 1972

Melissa Miller, 1993-94-95-96
Shauntel Miller, 1997-98-99-00
Lisa Misialek, 1987-88-89-90
Karen Mohaupt, 1977
Sharon Moore, 1974-75-76

Clare Moreland, 1975
Erin Mulford, 1993
Andrea Myers, 1993-94-95-96

N Kimi Nakamura, 2007-08
Ashley Nevelle, 2008
Jessie Nevitt, 2005-06-07-08
Leslie Newell, 2000-02-03-04
Sherry Niekamp, 1998-99-00-01
Stephanie Niemer, 2007-08-09-10

O Connie Ober, 1975-76
Kathy Ober, 1972

Noel Olson, 2003-04-05-06
Karen Onuki, 2009-10

Lisa Orlando, 1985-86-87
P Deborah Pearson, 1978-79-80
Paige Pees, 1988-89-90-91

Dani Peterson, 1989-90-91-92
Lindsey Peterson, 2005-06-07-08
Amy Phenix, 1972-976
Natalie Pierce, 2008

Maria Pongonis, 2003-04-05
Lisa Preiss, 1981-82-83-84

R Becca Refenes, 2009-10
Laura Rekestis, 1983-84-85-86
Nancy Reyering, 1974
Brianna Richey, 2010
Julie Robbe, 1975

Marci Robertson, 1985-86-87-88
Lorraine Rohrmeier, 1973

S Katey Schroeder, 2006-07
Sheryl Santos, 1979-80

Liz Savage, 1983
Renee Scheidt, 1996-97
Leslie Schulz, 1987-88-89-90
Mary Schwegiman, 1973-74
Jordanne Scott, 2009-10

Sue Sendi, 1983-84-85-86
Kathy Shaller, 1973

Angie Showalter, 1990-91-92-93
Tana Showalter, 1992

Katie Siegel, 1999-00
Carrie Smith, 1997-98

Chrissy Smith, 1994-95-96-97
Shelly Sobocinski, 1987

Connie Sonntag, 1973
Lisa Stadler, 1979

Becky Stahl, 2001
Joyce Stempinski, 1983

T Becky Tenkman, 1995-96-97-98
Suzi Terrell, 2002

Kim Thompson, 1984-85
Rachel Torblaa, 2001-02-03-04

Jamie Torok, 2008
Megan Turner, 2009-10

Anita Tums, 1980
U Lindsay Upton, 2007-08-09-10

V Jennifer Verville, 2004
Jill Voelkerding, 1992-93-94-95

W Joyce Walker, 1979
Jill Waltemeyer, 1998-99

Alison Waske, 2001
Laurie Weber, 2006

Michele Westbeld, 1986-87-88-89
Diane Wiesenhahn, 1981

Laura Wiley, 1977-78
Bonita Wise, 1999-00-01-02

Lorri Wolff, 1978
Jean Wolking, 1975-76-77

Sue Wood, 1972
Carla Woodyard, 1976

Sherry Wright, 1986-87-88-89
Y Alyson Young, 1978-79

Z Marianne Zeitz, 1975-76-77
Melissa Zenz, 2005



BEARCATS HONORS

U.S. National Team 1980	Sharon Moore
U.S. Olympic Festival 1979	Andrea Jackson Sharon Moore Kim Thompson Kim Thompson
1985	
1986	
AVCA All-American	
2003	Julie DuPont (3rd) Laura Lauder (HM)
2004	Julie DuPont (HM)
2005	Jessie Nevitt (HM)
2006	Jessie Nevitt (HM)
2008	Jessie Nevitt (HM)
2009	Stephanie Niemer (HM)
2010	Stephanie Niemer (2nd)
AVCA All-Region	
1990	Cathy Guye
1996	Becky Tenkman
1997	Becky Tenkman
1998	Becky Tenkman
1999	Annie Gant Stephanie Meinig Bonita Wise Bonita Wise
2001	Julie DuPont
2002	Trish Ladusaw Bonita Wise Julie DuPont Laura Lauder Myanna Hellsten Julie DuPont
2003	Jessie Nevitt Jessie Nevitt Jessie Nevitt Jessie Nevitt
2004	Stephanie Niemer
2005	Missy Harpenau (HM)
2006	Stephanie Niemer
2007	Annie Fesl
2008	Stephanie Niemer
2009	Stephanie Niemer
2010	Stephanie Niemer Annie Fesl Jordanne Scott
AVCA Region Freshman of the Year	
1999	Bonita Wise
2001	Becky Stahl
2003	Myanna Hellsten
CoSIDA Academic All-America	
1993	Angie Showalter (2nd)
1999	Annie Gant (2nd)
2002	Julie DuPont (3rd)
2003	Julie DuPont (2nd)
2004	Julie DuPont (1st)
CoSIDA Academic All-District	
1991	Angie Showalter
1992	Dani Peterson Angie Showalter
1993	Angie Showalter
1995	Jill Voelkerding
1999	Annie Gant Katie Graham
2002	Julie DuPont Trish Ladusaw
2003	Julie DuPont
2004	Julie DuPont
Helen Norman Smith Award	
1979	Sue Bavis
1994	Angie Showalter
2003	Trish Ladusaw
2005	Julie DuPont
2007	Myanna Hellsten

All-BIG EAST	
2005	Jessie Nevitt (1st) Maria Pongonis (2nd)
2006	Jessie Nevitt (1st) Myanna Hellsten (2nd) Noel Olson (2nd)
2007	Jessie Nevitt (1st) Stephanie Niemer (2nd)
2008	Jessie Nevitt (1st) Stephanie Niemer (1st) Jessica Elley (2nd) Annie Fesl (2nd)
2009	Stephanie Niemer (1st) Annie Fesl (1st) Missy Harpenau (2nd)
2010	Stephanie Niemer (1st) Annie Fesl (1st) Jordanne Scott (1st)
BIG EAST Rookie of the Year	
2005	Jessie Nevitt
2007	Stephanie Niemer
BIG EAST Player of the Week	
2006	Jessica Elley Jessie Nevitt (twice) Jessie Nevitt
2007	Jessie Nevitt (twice)
2008	Stephanie Niemer Jessica Elley
2009	Stephanie Niemer Annie Fesl
2010	Stephanie Niemer (six times) Missy Harpenau
BIG EAST Rookie of the Week	
2005	Jessie Nevitt (five times)
2006	Jaime Frey
2007	Annie Fesl Stephanie Niemer
2008	Missy Harpenau (three times)
2009	Jordanne Scott (two times) Megan Turner
All-Conference USA	
1995	Anne Kordes (2nd) Chrissy Smith (2nd)
1996	Beth Buerhaus (3rd) Chrissy Smith (2nd) Becky Tenkman (1st) Chrissy Smith (3rd)
1997	Becky Tenkman (1st)
1998	Lise Hissink (3rd) Becky Tenkman (1st)
1999	Annie Gant (2nd) Stephanie Meinig (1st) Bonita Wise (2nd) Rachel Beran (1st) Trish Ladusaw (1st) Stephanie Meinig (1st) Shauntel Miller (2nd) Bonita Wise (1st)
2000	Rachel Beran (2nd) Trish Ladusaw (1st) Laura Lauder (2nd) Becky Stahl (1st) Bonita Wise (1st) Julie DuPont (2nd) Trish Ladusaw (2nd) Laura Lauder (3rd) Bonita Wise (1st) Julie DuPont (1st)
2001	Lindsey Garrison (3rd) Laura Lauder (1st) Rachel Torblaa (3rd) Julie DuPont (1st)
2002	Myanna Hellsten (3rd) Rachel Torblaa (2nd)
2003	Julie DuPont (1st) Lindsey Garrison (3rd) Laura Lauder (1st) Rachel Torblaa (3rd) Julie DuPont (1st)
2004	Myanna Hellsten (3rd) Rachel Torblaa (2nd)

triple threats

Cincinnati's triple-double performances

Player	Date and Opponent	Kills	Digs	Blocks
Becky Tenkman	11/17/96 vs. Valparaiso	29	19	10
Tobi Kirchenwitz	9/9/00 at Dayton	15	10	10
Bonita Wise	10/21/00 at UW-Milwaukee	11	14	10

Conference USA All-Decade Team

2004	Julie DuPont Laura Lauder
------	------------------------------

C-USA Player of the Year

2003	Julie DuPont
2004	Julie DuPont

C-USA Freshman of the Year

1995	Becky Tenkman
1999	Bonita Wise (co-freshman)
2000	Laura Lauder (co-freshman)
2001	Becky Stahl
2003	Myanna Hellsten

C-USA All-Freshman Team

1995	Becky Tenkman
1998	Lise Hissink
1999	Bonita Wise
2000	Laura Lauder
2001	Julie DuPont Becky Stahl
2003	Myanna Hellsten

C-USA Setter of the Year

1999	Annie Gant
2003	Laura Lauder

C-USA Defensive Player of the Year

2000	Trish Ladusaw
2001	Trish Ladusaw
2002	Trish Ladusaw

C-USA Defensive Specialist of the Year

1997	Katie Graham
1999	Katie Graham

C-USA Tournament MVP

1999	Stephanie Meinig
------	------------------

C-USA All-Tournament

1997	Lauren Burny Becky Tenkman Becky Tenkman
1998	Shanté Haymore
1999	Stephanie Meinig Bonita Wise Bonita Wise Bonita Wise Julie DuPont
2001	Julie DuPont
2002	Julie DuPont
2004	Julie DuPont

C-USA Commissioner's Academic Medal

1996	Andrea Myers Jill Voelkerding Katie Graham Renee Scheidt Katie Graham
1998	Julie DuPont
1999	Julie DuPont
2002	Julie DuPont
2003	Julie DuPont
2004	Julie DuPont Myanna Hellsten
2005	Julie DuPont Myanna Hellsten

C-USA Player of the Week

1995	Chrissy Smith
1996	Chrissy Smith
1997	Becky Tenkman

1999	Stephanie Meinig
2000	Trish Ladusaw (twice) Stephanie Meinig
2001	Julie DuPont Becky Stahl
2002	Bonita Wise (twice) Julie DuPont
2003	Julie DuPont (three times) Myanna Hellsten
2004	Julie DuPont Myanna Hellsten

All-Great Midwest

1991	Paige Pees (2nd) Dani Peterson (2nd)
1992	Heather Augustine (1st)
1993	Angie Showalter (1st)
1994	Annis Blosser (1st) Beth Buerhaus (2nd)

Great Midwest Newcomer of the Year

1994	Anne Kordes
------	-------------

Great Midwest All-Newcomer Team

1993	Ginger Jordan
1994	Anne Kordes Chrissy Smith

Great Midwest All-Tournament

1992	Heather Augustine
------	-------------------

Great Midwest Academic Award of Excellence

1993	Angie Showalter
1994	Jill Voelkerding

All-Metro

1980	Janise Jordan
1982	Brenda Grube
1983	Brenda Grube
1985	Kim Thompson
1986	Sonja Jackson
1987	Sonja Jackson
1988	Mindy Backus Tina Durbin
1989	Barb Mannix Michele Westbeld
1990	Cathy Guye Barb Mannix

Metro Tournament MVP

1981	Janise Jordan
------	---------------

Metro All-Tournament

1981	Lisa Preiss
1982	Brenda Grube
1987	Tina Durbin Sonja Jackson
1988	Mindy Backus Cathy Guye
1989	Cathy Guye Lisa Misialek
1990	Paige Pees

OAISW All-Tournament

1980	Brenda Grube Janise Jordan
------	-------------------------------



MATCH RECORDS

KILLS

1. 36 Heather Augustine _____ vs. Marquette, 11/22/91
2. 34 Sonja Jackson _____ vs. Dayton, 11/5/86
- 34 Stephanie Niemer _____ at Utah, 8/29/09
3. 33 Julie DuPont _____ at Butler, 9/25/04
4. 32 Stephanie Niemer _____ vs. Purdue, 9/18/10
- 32 Chrissy Smith _____ vs. Xavier, 10/3/95

ATTACK ATTEMPTS

1. 87 Dani Peterson _____ vs. Western Kentucky, 9/20/91
2. 85 Stephanie Niemer _____ at Louisville, 10/16/10
3. 82 Heather Augustine _____ at Marquette, 11/22/91
4. 78 Chrissy Smith _____ vs. South Florida, 10/15/95
5. 77 Melissa Miller _____ vs. Northeastern Illinois, 9/25/93
- 77 Angie Showalter _____ vs. Evansville, 9/25/95

HITTING PCT. (MIN. 20 ATT.)

1. .793 Annisa Blosser (24-1-29) _____ vs. Murray State, 10/7/94
2. .760 Shauntel Miller (19-0-25) _____ vs. New Hampshire, 9/9/00
3. .692 Stephanie Niemer (18-0-26) _____ vs. Murray State, 9/4/10
3. .680 Jessie Nevitt (18-1-25) _____ at DePaul, 11/11/07
4. **.667 Missy Harpenau (15-1-21) vs. James Madison, 9/4/10**
- .667 Julie DuPont (16-0-24) _____ at Marquette, 11/4/01

ASSISTS

1. 83 Anne Kordes _____ vs. USF, 10/15/95
- 83 Laura Lauder _____ at Western Kentucky, 9/5/00
3. 80 Beth Herman _____ at Saint Louis, 11/16/96
4. 79 Anne Kordes _____ vs. Xavier, 10/3/95
- 79 Mindy Backus _____ vs. Notre Dame, 9/19/87

BLOCK SOLOS

1. 8 Michele Westbeld _____ vs. Indiana State, 9/9/88
2. 6 Barb Mannix _____ vs. Memphis, 11/18/89
- 6 Kim Thompson _____ vs. Louisville, 10/26/85
4. 5 Three times
(last, Angie Showalter vs. Morehead State, 9/28/93)

BLOCK ASSISTS

1. 12 Myanna Hellsten _____ at Bradley, 9/2/06
- 12 Stephanie Meinig _____ vs. UMKC, 10/21/00
- 12 Jessie Nevitt _____ vs. Seton Hall, 10/20/06
- 12 Kim Thompson _____ vs. Mount St. Joseph, 10/23/85
5. 11 Seven times
(last, Jessie Nevitt vs. Western Kentucky, 12/5/08)

SERVICE ACES

1. 10 Janet Jaeger _____ vs. Butler, 10/10/89
2. 9 Julie DuPont _____ vs. Wisconsin-Milwaukee, 11/11/01
- 9 Missy Harpenau _____ at Connecticut, 9/28/08
4. 8 Becky Stahl _____ vs. East Carolina, 11/2/01
- 8 Mindy Backus _____ vs. Southern Miss, 10/31/87

DIGS

1. 37 Jaime Frey _____ vs. Notre Dame, 11/17/07
2. 35 Jaime Frey _____ at Milwaukee, 9/7/07
- 35 Jaime Frey _____ vs. Dayton, 10/31/07
- 35 Trish Ladusaw _____ vs. Louisiana-Lafayette, 9/16/00
5. 34 Laura Rektis _____ vs. Xavier, 9/21/85
- 34 Melissa Zenz _____ vs. West Virginia, 10/21/05



Sonja Jackson



Julie DuPont

INDIVIDUAL RECORDS BY SETS PLAYED

KILLS

- Three-set _____ 32
Stephanie Niemer, vs. Purdue (9/18/10)
- Four-Set _____ 36
Heather Augustine, at Marquette (11/22/91)
- Five-set _____ 34
Stephanie Niemer, at Utah (8/29/09)

ATTACKS

- Three-set _____ 64
Stephanie Niemer, vs. Purdue (9/18/10)
- Four-set _____ 82
Heather Augustine, at Marquette (11/22/91)
- Five-set _____ 87
Dani Peterson, vs. Western Kentucky (9/20/91)

PERCENTAGE

- Three-set (min. 20 attempts) _____ .760
Shauntel Miller (19-0-25), vs. New Hampshire (9/8/00)
- Four-set (min. 25 attempts) _____ .793
Annisa Blosser (24-1-29), vs. Murray State (10/7/94)
- Five-set (min. 30 attempts) _____ .625
Leslie Newell (22-2-32), at Marquette (10/5/02)

ASSISTS

- Three-set _____ 58
Laura Lauder, vs. Robert Morris (9/20/03)
- Four-set _____ 83
Anne Kordes, vs. South Florida (10/15/95)
- Five-set _____ 83
Laura Lauder, at W. Kentucky (9/5/00)

SERVICE ACES

- Three-set _____ 9
Julie DuPont, vs. Wis.-Milwaukee (11/11/01)
- Four-set _____ 7
Jenny Custer, vs. Seton Hall (10/20/06)
Angie Showalter, vs. Kent State (9/10/93)
Mindy Backus, at Ohio (10/13/87)
- Five-set _____ 10
Janet Jaeger, at Butler (10/10/89)

DIGS

- Three-set _____ 33
Jaime Frey, vs. Notre Dame (10/28/06)
- Four-set _____ 35
Trish Ladusaw, vs. Louisiana-Lafayette (9/16/00)
Jaime Frey, vs. Dayton (10/31/06)
- Five-set _____ 37
Jaime Frey, vs. Notre Dame (10/17/07)

SOLO BLOCKS

- Three-set _____ 8
Michele Westbeld, vs. Indiana St. (9/9/88)
- Four-set _____ 5
Angie Showalter, at Eastern Kentucky (9/21/93)
Barb Mannix, vs. Florida St. (10/14/89)
- Five-set _____ 6
Barb Mannix, vs. Memphis (11/18/89)

BLOCK ASSISTS

- Three-set _____ 12
Myanna Hellsten, at Bradley (9/2/06)
- Four-set _____ 12
Jessie Nevitt, vs. Seton Hall (10/20/06)
- Five-set _____ 12
Stephanie Meinig, vs. UMKC (9/15/00)

TOTAL BLOCKS

- Three-set _____ 13
Myanna Hellsten at Bradley (9/2/06)
Jessie Nevitt vs. Georgetown (11/10/06)
- Four-set _____ 14
Jessie Nevitt vs. Seton Hall (10/20/06)
- Five-set _____ 13
Jessie Nevitt, at Marshall (9/20/05)



SEASON RECORDS

KILLS

1.	635	Stephanie Niemer, 2010
2.	624	Julie DuPont, 2003
3.	603	Cathy Guye, 1990
4.	589	Janise Jordan, 1983
5.	581	Julie DuPont, 2002
6.	573	Julie DuPont, 2004
7.	541	Stephanie Niemer, 2009
8.	535	Sonja Jackson, 1987
9.	532	Chrissy Smith, 1995
10.	519	Becky Tenkman, 1998

KILLS PER SET

1.	5.43	Julie DuPont, 2003
2.	5.14	Julie DuPont, 2002
3.	5.12	Stephanie Niemer, 2010
4.	4.90	Julie DuPont, 2004
5.	4.71	Chrissy Smith, 1995
6.	4.54	Sonja Jackson, 1986
7.	4.50	Cathy Guye, 1990
8.	4.42	Sonja Jackson, 1987
9.	4.25	Becky Stahl, 2001
10.	4.19	Stephanie Niemer, 2009

ATTEMPTS

1.	1523	Stephanie Niemer, 2010
2.	1482	Julie DuPont, 2003
3.	1449	Cathy Guye, 1990
4.	1445	Julie DuPont, 2002
5.	1415	Julie DuPont, 2004
6.	1407	Stephanie Niemer, 2009
7.	1385	Becky Tenkman, 1998
	1385	Dani Peterson, 1991
9.	1329	Lauren Burny, 1997
10.	1317	Lise Hissink, 1998

HITTING PCT. (MIN 2.5 ATT/G)

1.	.473	Janise Jordan, 1983
2.	.408	Brenda Grube, 1983
3.	.389	Jessie Nevitt, 2008
4.	.386	Chrissy Smith, 1996
5.	.367	Jessie Nevitt, 2006
6.	.358	Bonita Wise, 2002
7.	.352	Tammie Indiciani, 1983
8.	.345	Chrissy Smith, 1995
9.	.339	Jessie Nevitt, 2007
10.	.337	Jessie Nevitt, 2005

ASSISTS

1.	1723	Beth Herman, 1996
2.	1671	Annie Gant, 1999
3.	1575	Anne Kordes, 1995
4.	1563	Laura Lauder, 2000
5.	1540	Laura Lauder, 2003
6.	1516	Noel Olson, 2005
7.	1497	Annie Fesl, 2010
8.	1486	Laura Lauder, 2002
9.	1469	Annie Fesl, 2007
10.	1445	Noel Olson, 2004

ASSISTS PER SET

1.	13.87	Laura Lauder, 2003
2.	13.82	Anne Kordes, 1995
3.	13.70	Annie Gant, 1999
4.	13.67	Beth Herman, 1996
5.	13.15	Laura Lauder, 2002
6.	13.12	Annie Fesl, 2007
7.	12.71	Noel Olson, 2006
8.	12.68	Laura Lauder, 2001
9.	12.63	Noel Olson, 2005
10.	12.50	Laura Lauder, 2000

SERVICE ACES

1.	108	Lisa Preiss, 1983
2.	94	Janise Jordan, 1983
3.	78	Brenda Grube, 1983
4.	72	Lisa Preiss, 1984
5.	60	Mindy Backus, 1987
6.	58	Becky Tenkman, 1996
7.	57	Becky Tenkman, 1995
8.	55	Stephanie Niemer, 2007
	55	Tammie Indiciani, 1983
10.	54	Mindy Backus, 1986
	54	Missy Harpenau, 2009

DIGS

1.	627	Melissa Zenz, 2005
2.	593	Trish Ladusaw, 2000
3.	521	Jaime Frey, 2007
4.	520	Trish Ladusaw, 2002
5.	510	Trish Ladusaw, 1999
6.	493	Barb Mannix, 1988
7.	471	Lindsey Garrison, 2003
8.	451	Trish Ladusaw, 2001
9.	439	Sonja Jackson, 1987
10.	433	Emily MacIntyre, 2010

DIGS PER SET

1.	5.22	Melissa Zenz, 2005
2.	4.71	Trish Ladusaw, 2000
3.	4.65	Jaime Frey, 2007
4.	4.60	Trish Ladusaw, 2002
5.	4.25	Barb Mannix, 1988
6.	4.11	Trish Ladusaw, 1999
7.	4.10	Lindsey Garrison, 2003
8.	4.06	Trish Ladusaw, 2001
9.	3.63	Sonja Jackson, 1987
10.	3.59	Mindy Backus, 1988

SOLO BLOCKS

1.	209	Brenda Grube, 1983
2.	174	Janise Jordan, 1983
3.	62	Tammie Indiciani, 1983
4.	60	Kim Thompson, 1984
5.	57	Judy Hamilton, 1984
6.	56	Kim Thompson, 1985
	56	Michele Westbeld, 1987
8.	54	Barb Mannix, 1989
9.	53	Barb Mannix, 1990
10.	45	three tied

BLOCK ASSISTS

1.	172	Kim Thompson, 1984
2.	169	Judy Hamilton, 1984
3.	152	Jessie Nevitt, 2006
	152	Stephanie Meinig, 1999
5.	148	Brenda Grube, 1983
6.	146	Chrissy Smith, 1997
7.	145	Rachel Torblaa, 2002
8.	142	Jessie Nevitt, 2007
	142	Jessie Nevitt, 2008
10.	141	Stephanie Meinig, 2000
	141	Myanna Hellsten, 2004

TOTAL BLOCKS

1.	357	Brenda Grube, 1983
2.	282	Janise Jordan, 1983
3.	232	Kim Thompson, 1984
4.	226	Judy Hamilton, 1984
5.	184	Tammie Indiciani, 1983
6.	181	Barb Mannix, 1989
7.	171	Jessie Nevitt, 2006
8.	170	Stephanie Meinig, 1999
9.	165	Jessie Nevitt, 2005
	165	Rachel Torblaa, 2002

BLOCKS PER SET

1.	2.17	Kim Thompson, 1984
2.	2.11	Judy Hamilton, 1984
3.	2.08	Brenda Grube, 1983
4.	1.68	Jessie Nevitt, 2006
5.	1.64	Janise Jordan, 1983
6.	1.46	Rachel Torblaa, 2002
7.	1.38	Jessie Nevitt, 2007
	1.38	Jessie Nevitt, 2005
9.	1.37	Myanna Hellsten, 2006
	1.37	Stephanie Meinig, 1999

MATCHES PLAYED

1.	45	Brenda Grube, 1983
	45	Tammie Indiciani, 1983
	45	Janise Jordan, 1983
	45	Lisa Preiss, 1983
	45	Laura Rekstis, 1983
6.	42	Joyce Stempinski, 1983
7.	41	Liz Savage, 1983
8.	38	Paige Pees, 1990
	38	Dani Peterson, 1990
	38	Angie Showalter, 1990

SETS PLAYED

1.	172	Brenda Grube, 1983
	172	Tammie Indiciani, 1983
	172	Janise Jordan, 1983
	172	Lisa Preiss, 1983
	172	Laura Rekstis, 1983
6.	157	Joyce Stempinski, 1983
7.	153	Liz Savage, 1983
8.	135	Angie Showalter, 1990
9.	134	Barb Mannix, 1989
	134	Cathy Guye, 1990



CAREER RECORDS

<p>KILLS</p> <ol style="list-style-type: none"> 2137 ___ Julie DuPont, 2001-04 1976 ___ Stephanie Niemer, 2007-10 1843 ___ Becky Tenkman, 1995-98 1636 ___ Cathy Guye, 1987-90 1546 ___ Chrissy Smith, 1994-97 1534 ___ Bonita Wise, 1999-02 1498 ___ Jessie Nevitt, 2005-08 1465 ___ Trish Ladusaw, 1999-02 1443 ___ Sonja Jackson, 1984-87 1144 ___ Annisa Blosser, 1993-96 <p>KILLS PER SET</p> <ol style="list-style-type: none"> 4.69 ___ Julie DuPont, 2001-04 4.06 ___ Stephanie Niemer, 2007-10 3.78 ___ Cathy Guye, 1987-90 3.78 ___ Becky Tenkman, 1995-98 3.49 ___ Chrissy Smith, 1994-97 3.44 ___ Kim Thompson, 1984-85 3.42 ___ Janise Jordan, 1980-83 3.33 ___ Maria Pongonis, 2003-05 3.29 ___ Jessie Nevitt, 2005-08 3.26 ___ Sonja Jackson, 1984-87 3.26 ___ Bonita Wise, 1999-02 <p>ATTEMPTS</p> <ol style="list-style-type: none"> 5310 ___ Julie DuPont, 2001-04 5003 ___ Stephanie Niemer, 2007-10 4613 ___ Becky Tenkman, 1995-98 4502 ___ Trish Ladusaw, 1999-02 3958 ___ Cathy Guye, 1987-90 3830 ___ Sonja Jackson, 1984-87 3732 ___ Bonita Wise, 1999-02 3547 ___ Chrissy Smith, 1994-97 3223 ___ Jessie Nevitt, 2005-08 3116 ___ Annisa Blosser, 1993-96 <p>HITTING PCT. (MIN 2 ATT/S)</p> <ol style="list-style-type: none"> .473 ___ Janise Jordan, 1980-83 .408 ___ Brenda Grube, 1980-83 .357 ___ Jessie Nevitt, 2005-08 .352 ___ Tammie Indiciana, 1980-83 .328 Emily Hayden, 2009-pr. .315 ___ Chrissy Smith, 1994-97 .297 ___ Bonita Wise, 1999-02 .291 ___ Rachel Torblaa, 2001-04 .290 ___ Anne Kordes, 1994-95 .281 ___ Myanna Hellsten, 2003-06 .281 ___ Leslie Newell, 2000-04 	<p>ASSISTS</p> <ol style="list-style-type: none"> 5946 ___ Laura Lauder, 2000-03 5746 ___ Annie Fesl, 2007-10 4345 ___ Noel Olson, 2003-06 3851 ___ Paige Pees, 1988-91 3504 ___ Mindy Backus, 1986-88 3060 ___ Annie Gant, 1998-99 2838 ___ Anne Kordes, 1994-95 2638 ___ Beth Herman, 1993-96 1645 ___ Carrie Smith, 1997-98 821 ___ Jenny Carter, 1992-94 <p>ASSISTS PER SET</p> <ol style="list-style-type: none"> 13.04 ___ Laura Lauder, 2000-03 13.02 ___ Annie Gant, 1998-99 12.45 ___ Anne Kordes, 1994-95 11.85 ___ Annie Fesl, 2007-10 10.72 ___ Mindy Backus, 1986-88 9.57 ___ Noel Olson, 2003-06 9.30 ___ Paige Pees, 1988-91 6.80 ___ Carrie Smith, 1997-98 6.58 ___ Beth Herman, 1993-95 5.96 ___ Sherry Niekamp, 1999-01 <p>SERVICE ACES</p> <ol style="list-style-type: none"> 195 ___ Stephanie Niemer, 2007-10 191 ___ Becky Tenkman, 1995-98 180 ___ Lisa Preiss, 1983-84 165 ___ Mindy Backus, 1986-88 164 ___ Jenny Custer, 2004-07 148 ___ Ginger Jordan, 1993-95 142 ___ Chrissy Smith, 1994-97 131 ___ Paige Pees, 1988-91 130 ___ Janet Jaeger, 1987-90 128 ___ Barb Mannix, 1988-90 <p>DIGS</p> <ol style="list-style-type: none"> 2074 ___ Trish Ladusaw, 1999-02 1825 ___ Jaime Frey, 2006-09 1350 ___ Julie DuPont, 2001-04 1303 ___ Becky Tenkman, 1995-98 1300 ___ Barb Mannix, 1988-90 1153 ___ Katie Graham, 1996-99 1135 ___ Sonja Jackson, 1984-87 1132 ___ Dani Peterson, 1989-92 1106 ___ Rachel Beran, 1998-01 1082 ___ Mindy Backus, 1986-88 	<p>DIGS PER SET</p> <ol style="list-style-type: none"> 4.38 ___ Trish Ladusaw, 1999-02 3.95 ___ Jaime Frey, 2006-09 3.48 ___ Barb Mannix, 1988-90 3.31 ___ Mindy Backus, 1986-88 3.03 ___ Annie Gant, 1998-99 3.02 ___ Lindsey Garrison, 2002-04 3.02 ___ Maria Pongonis, 2003-05 2.96 ___ Dani Peterson, 1989-92 2.96 ___ Julie DuPont, 2001-04 2.88 ___ Jill Waltemeyer, 1998-99 <p>SOLO BLOCKS</p> <ol style="list-style-type: none"> 209 ___ Brenda Grube, 1980-83 174 ___ Janise Jordan, 1980-83 159 ___ Michele Westbeld, 1986-89 152 ___ Barb Mannix, 1988-90 145 ___ Angie Showalter, 1990-93 116 ___ Kim Thompson, 1984-85 100 ___ Sonja Jackson, 1984-87 77 ___ Judy Hamilton, 1984-86 77 ___ Jessie Nevitt, 2005-08 75 ___ Stephanie Meinig, 1997-00 <p>BLOCK ASSISTS</p> <ol style="list-style-type: none"> 575 ___ Jessie Nevitt, 2005-08 518 ___ Stephanie Meinig, 1997-00 490 ___ Myanna Hellsten, 2003-06 437 ___ Rachel Torblaa, 2001-04 431 ___ Bonita Wise, 1999-02 393 ___ Becky Tenkman, 1995-98 364 ___ Julie DuPont, 2001-04 334 ___ Angie Showalter, 1990-93 332 ___ Michele Westbeld, 1986-89 331 ___ Barb Mannix, 1988-90 331 ___ Leslie Newell, 2000-04 <p>TOTAL BLOCKS</p> <ol style="list-style-type: none"> 652 ___ Jessie Nevitt, 2005-08 593 ___ Stephanie Meinig, 1997-00 554 ___ Myanna Hellsten, 2003-06 498 ___ Bonita Wise, 1999-02 497 ___ Rachel Torblaa, 2001-04 491 ___ Michele Westbeld, 1986-89 483 ___ Barb Mannix, 1988-90 479 ___ Angie Showalter, 1990-93 461 ___ Becky Tenkman, 1995-98 413 ___ Julie DuPont, 2001-04 	<p>BLOCKS PER SET</p> <ol style="list-style-type: none"> 2.08 ___ Brenda Grube, 1980-83 1.75 ___ Kim Thompson, 1984-85 1.64 ___ Janise Jordan, 1980-83 1.43 ___ Jessie Nevitt, 2005-08 1.40 ___ Judy Hamilton, 1984-86 1.29 ___ Barb Mannix, 1988-90 1.26 ___ Rachel Torblaa, 2001-04 1.22 ___ Myanna Hellsten, 2003-06 1.18 ___ Stephanie Meinig, 1997-00 1.14 ___ Michele Westbeld, 1986-89 <p>MATCHES PLAYED</p> <ol style="list-style-type: none"> 137 ___ Katie Graham, 1996-99 137 ___ Stephanie Niemer, 2007-10 137 ___ Annie Fesl, 2007-10 136 ___ Cathy Guye, 1987-90 136 ___ Stephanie Meinig, 1997-00 135 ___ Janet Jaeger, 1987-90 135 ___ Angie Showalter, 1990-93 135 ___ Michele Westbeld, 1986-89 134 ___ Becky Tenkman, 1995-98 134 ___ Lisa Misialek, 1987-90 <p>SETS PLAYED</p> <ol style="list-style-type: none"> 502 ___ Stephanie Meinig, 1997-00 496 ___ Katie Graham, 1996-99 489 ___ Angie Showalter, 1990-93 488 ___ Becky Tenkman, 1995-98 488 ___ Laura Rekstis, 1983-86 487 ___ Stephanie Niemer, 2007-10 485 ___ Annie Fesl, 2007-10 474 ___ Trish Ladusaw, 1999-02 471 ___ Bonita Wise, 1999-02 469 ___ Janet Jaeger, 1987-90
--	---	--	---

*150 sets-played minimum to qualify for career charts.

Records from 1972-77 are unavailable.



TEAM RECORDS

TEAM RECORDS BY SETS PLAYED

KILLS

Three-set	68	vs. Houston (11/12/99)
	68	vs. Robert Morris (9/20/03)
Four-set	98	vs. South Florida (10/15/95)
Five-set	97	at Western Kentucky (9/5/00)

ATTACKS

Three-set	193	vs. Houston (11/12/99)
Four-set	299	vs. Evansville (9/25/93)
Five-set	344	at Northeastern Illinois (9/25/93)

PERCENTAGE

Three-set	.634 (28-2-41)	vs. Chicago State (9/15/97)
Four-set	.449 (52-8-98)	at Western Kentucky (10/19/10)
Five-set	.286 (83-27-196)	vs. UAB (10/14/94)

ASSISTS

Three-set	65	vs. Robert Morris (9/20/03)
Four-set	89	vs. South Florida (10/15/95)
Five-set	95	at Northern Illinois (9/16/00)

SERVICE ACES

Three-set	18	at Southern Miss (10/31/87)
Four-set	17	vs. Washington State (9/10/04)
Five-set	19	at Butler (10/10/89)

DIGS

Three-set	83	vs. Eastern Michigan (9/9/00)
Four-set	131	vs. Eastern Illinois (9/17/88)
Five-set	149	vs. Saint Louis (10/9/98)

SOLO BLOCKS

Three-set	13	vs. Indiana State (9/9/88)
Four-set	10	vs. Xavier (9/14/91)
	10	at Western Kentucky (11/3/89)
Five-set	14	vs. Memphis (11/18/89)

BLOCK ASSISTS

Three-set	36	at Bradley (9/2/06)
Four-set	38	at Memphis (11/1/03)
Five-set	36	at Wisconsin-Milwaukee (10/21/00)

TOTAL BLOCKS

Three-set	22.0	at Bradley (9/2/06)
Four-set	22.0	vs. Memphis (11/1/03)
Five-set	27.0	vs. Memphis (11/18/89)

25-POINT RALLY SCORING SETS

Most Points Scored

Three-set	78	(26-24, 27-25, 25-17) vs. Seton Hall, (9/24/10)
Four-set	104	(25-20, 19-25, 25-20, 35-33), twice, last vs. Pittsburgh (10/3/09)
Five-set	113	(21-25, 27-25, 25-17, 24-26, 16-14), at Syracuse (10/24/08)

Fewest Points

Three-set	50	(17-25, 13-25, 20-25), vs. Minnesota (9/6/08)
Four-set	83	(20-25, 25-16, 15-25, 23-25), vs. Wyoming (9/4/08)
Five-set	94	(17-25, 20-25, 25-20, 25-16, 7-15), vs. Arizona State (8/29/09)

Fewest Points Allowed

Three-set	33	(25-7, 25-12, 25-14), at West Virginia (11/7/08)
Four-set	64	(21-25, 25-13, 25-18, 25-8), vs. Syracuse (11/1/09)
Five-set	90	(25-17, 25-18, 24-26, 21-25, 15-4), vs. Akron (9/19/09)

30-POINT RALLY SCORING SETS

Most Points Scored

Three-set	104	(30-20, 44-42, 30-24), vs. Jacksonville State (9/15/05)
Four-set	128	(35-33, 33-35, 30-28, 30-10), vs. TCU (9/29/01)
	128	(38-36, 30-25, 30-32, 30-24), vs. Western Kentucky (10/5/05)
Five-set	131	(28-30, 30-27, 28-30, 30-20, 15-12), vs. Marquette (10/13/01)

*The 1971 Bearcats*

Fewest Points

Three-set	54	(20-30, 20-30, 14-30), vs. Notre Dame (11/19/05)
Four-set	88	(30-22, 19-30, 27-30, 12-30), vs. Ohio (11/26/04)
Five-set	119	(21-30, 33-31, 30-28, 25-30, 10-15), at Marquette (9/22/06)

Fewest Points Allowed

Three-set	46	(30-15, 30-13, 30-18), vs. Austin Peay (9/14/02)
	46	(30-16, 30-14, 30-16), at Morehead State (10/12/05)
Four-set	80	(27-30, 30-18, 30-19, 30-13), vs. Wright State (8/9/03)
Five-set	112	(28-30, 28-30, 30-21, 30-16, 11-15), at Seton Hall (10/14/07)

15-POINT SETS (PRE-2001)

Most Points Scored

Three-set	48	(18-16, 15-11, 15-6), at Charlotte (11/5/95)
	48	(15-11, 15-10, 18-16), at Marquette (9/30/94)
Four-set	63	(17-15, 15-8, 14-16, 17-15), at W. Kentucky (11/3/89)
Five-set	76	(15-17, 18-16, 13-15, 15-10, 15-13), at W. Virginia (9/18/93)

Fewest Points

Three-set	11	(6-15, 3-15, 2-15), vs. Northern Illinois (9/5/98)
Four-set	25	(4-15, 4-15, 15-11, 2-15), at E. Michigan (9/9/93)
Five-set	48	(6-15, 16-14, 4-15, 15-9, 7-15), at South Florida (11/12/00)
	48	(9-15, 4-15, 15-7, 15-12, 5-15), vs. American (9/18/93)
	48	(3-15, 15-10, 6-15, 16-14, 8-15), vs. Western Kentucky (9/20/91)

Fewest Points Allowed

Three-set	0	(15-0, 15-0, 15-0), vs. Chicago State (9/15/97)
Four-set	26	(15-6, 15-3, 7-15, 15-2), at Tenn. Tech (9/25/87)
Five-set	43	(5-15, 9-15, 15-5, 15-3, 15-5), vs. Tennessee (11/25/00)

*The 2010 Bearcats*



TEAM RECORDS

Most Victories _____ Most Losses

- 34 in 1979 _____ 28 in 1985
 33 in 1981 _____ 26 in 1980
 30 in 2010, 1983 _____ 23 in 1978
 28 in 1976 _____ 22 in 1992
 28 in 1999 _____ 21 in 1993

Consecutive Matches Won

- 16 _____ 9/23/01 to 11/9/01
 win vs. East Carolina to loss vs. Louisville
 15 _____ 10/3/08 to 11/21/08
 win vs. DePaul to loss vs. Pittsburgh
 15 _____ 9/7/96 to 10/11/96
 win vs. Alabama St. to loss at USF
 14 _____ 9/23/03 to 11/15/03
 win at Dayton to loss at USF
 13 _____ 10/20/76 to 11/5/76
 win vs. Wright St. to loss at Morehead St.
 12 _____ three times

Consecutive Sets Won

- 29 _____ 9/17/10 to 10/16/10
 set 3 vs. ILL to set 3 at UofL
 25 _____ 9/22/00 to 10/18/00
 set 4 vs. SLU to set 1 vs. UofL
 21 _____ 9/17/96 to 9/29/96
 set 3 at Morehead to set 2 vs. SLU
 21 _____ 9/3/94 to 9/10/94
 set 2 vs. SBU to set 1 at Akron
 18 _____ 9/9/03 to 9/20/03
 set 2 vs. Wright St. to set 1 at Penn St.

Consecutive Matches Lost

- 13 _____ 10/30/84 to 9/21/85
 loss at Indiana to win vs. Xavier
 11 _____ 10/12/85 to 11/1/85
 loss vs. South Carolina to win vs. Dayton
 9 _____ 9/7/91 to 9/21/91
 loss vs. Towson St. to win vs. Western Ill.
 7 _____ 10/18/78 to 10/28/78
 loss vs. Dayton to win vs. Miss. U. for Women
 7 _____ 11/2/85 to 9/12/86

loss vs. Florida St. to win vs. Akron

Consecutive Sets Lost

- 22 _____ 11/2/85 to 9/12/86
 game 1 vs. FSU to game 2 vs. Akron
 19 _____ 11/22/91 to 9/11/92
 game 1 vs. DPU to game 2 vs. NE Ill.
 18 _____ 10/24/92 to 11/6/92
 game 1 vs. DePaul to game 1 vs. SLU
 16 _____ 10/18/78 to 10/27/78
 game 3 vs. Dayton to game 2 vs. UMW
 15 _____ 9/26/92 to 10/10/92
 game 2 vs. Toledo to game 1 vs. SLU

KILLS

- Match**
 1. 98 _____ vs. USF, 10/15/95
 2. 97 _____ at Western Kentucky, 9/5/00
 3. 93 _____ at Saint Louis, 11/16/96
 4. 92 _____ vs. Notre Dame, 9/19/87
 5. 91 _____ vs. Xavier, 10/3/95
Season
 1. 2051 _____ in 1999
 2. 2024 _____ in 1996
 3. 1975 _____ in 1983
 4. 1966 _____ in 2003
 5. 1964 _____ in 2000

ATTEMPTS

- Match**
 1. 344 _____ at Northeastern Ill., 9/25/93
 2. 299 _____ vs. Evansville, 9/25/93
 3. 289 _____ vs. Saint Louis, 10/9/98
 4. 270 _____ vs. USF, 10/15/95
 5. 248 _____ vs. Marquette, 11/22/91
Season
 1. 5649 _____ in 1998
 2. 5631 _____ in 1999
 3. 5506 _____ in 2000
 4. 5334 _____ in 1990
 5. 5136 _____ in 1997

HITTING PERCENTAGE

- Match**
 1. .634 _____ vs. Chicago St., 9/15/97
 2. .536 _____ vs. TCU, 11/8/03
 3. .480 _____ vs. Alabama St., 9/7/96
 4. .477 _____ vs. Providence, 9/21/96
 5. .474 _____ vs. Cleveland St., 9/11/99
Season
 1. .337 _____ in 1983
 2. .287 _____ in 2010
 3. .273 _____ in 2003
 4. .265 _____ in 2002
 5. .260 _____ in 2008

ASSISTS

- Match**
 1. 89 _____ vs. USF, 10/15/95
 2. 88 _____ at Western Kentucky, 9/5/00
 3. 86 _____ vs. Notre Dame, 9/19/87
 4. 85 _____ at Saint Louis, 11/16/96
 5. 84 _____ at Tulane, 10/20/95
Season
 1. 1849 _____ in 1996
 2. 1843 _____ in 1999
 3. 1790 _____ in 2003
 4. 1783 _____ in 1998
 5. 1759 _____ in 2000

SERVICE ACES

- Match**
 1. 24 _____ vs. Akron, 9/12/86
 2. 18 _____ vs. Southern Miss, 1987
 3. 17 _____ vs. Wis.-Milwaukee, 11/11/01
 17 _____ vs. Washington St., 9/10/04
 5. 16 _____ vs. Evansville, 9/25/93
 16 _____ vs. Wyoming, 9/4/08
Season
 1. 461 _____ in 1983
 2. 296 _____ in 1995
 3. 271 _____ in 1990
 4. 264 _____ in 1989
 264 _____ in 1994

DIGS


- Match**
 1. 149 _____ vs. Saint Louis, 10/9/98
 2. 146 _____ vs. Eastern Kentucky, 10/8/85
 3. 131 _____ at Northeastern Ill., 9/25/93
 4. 130 _____ vs. North Carolina, 10/18/85
Season
 1. 2690 _____ in 1988
 2. 2600 _____ in 1998
 3. 2548 _____ in 1990
 4. 2394 _____ in 1989
 5. 2275 _____ in 1999

BLOCK SOLOS


- Match**
 1. 11 _____ vs. Iowa State, 8/31/90
 11 _____ at Miami (OH), 11/7/90
 3. 10 _____ vs. Xavier, 9/14/91
 10 _____ vs. Memphis, 10/30/93
Season
 1. 558 _____ in 1983
 2. 389 _____ in 1980
 3. 211 _____ in 1984
 4. 165 _____ in 1990
 5. 157 _____ in 1989

BLOCK ASSISTS

- Match**
 1. 38 _____ at Memphis, 11/1/03
 2. 36 _____ at Bradley, 9/2/06
 36 _____ at Wis.-Milwaukee, 10/21/00
 4. 34 _____ vs. Georgetown, 11/10/06
 34 _____ vs. Tulane, 10/26/03
Season
 1. 629 _____ in 1984
 2. 596 _____ in 1983
 3. 589 _____ in 2006
 4. 583 _____ in 1997
 5. 558 _____ in 2000



Stephanie Meinig



Heather Augustine

UC'S 1,000 KILL-1,000 DIG CLUB



Julie DuPont
 2,137 Kills • 1,350 Digs



Sonja Jackson
 1,443 Kills • 1,135 Digs



Trish Ladusaw
 1,465 Kills • 2,074 Digs



Dani Peterson
 1,040 Kills • 1,132 Digs




Becky Tenkman
 1,843 Kills • 1,303 Digs



YEAR-BY-YEAR TEAM STATISTICS

Year	MP	SP	Kill	K/S	Err	TA	Pct.	Ast	A/S	SA	SE	RE	DIG	D/S	BS	BA	BT	B/S
2010	36	124	1794	14.47	562	4286	.287	1674	13.50	175	194	101	1795	14.48	54	438	273	2.20
2009	36	129	1803	13.98	741	4418	.240	1677	13.00	191	264	122	1736	13.46	29	450	479	1.97
2008	34	122	1679	13.76	619	4082	.260	1521	12.47	201	298	98	1569	12.86	45	511	556	2.46
2007	31	112	1750	15.62	733	4381	.232	1588	14.18	211	258	131	1714	15.30	37	482	519	2.48
2006	29	102	1586	15.55	595	4202	.236	1437	14.09	174	195	110	1743	17.09	53	589	347	3.41
2005	32	120	1826	15.22	760	4931	.216	1651	13.76	183	286	188	1990	16.58	66	470	301	2.51
2004	33	117	1852	15.83	747	4556	.243	1673	14.30	185	293	132	1670	14.27	49	524	311	2.66
2003	33	115	1966	17.10	682	4708	.273	1790	15.57	167	279	141	1890	16.43	58	533	324	2.82
2002	31	109	1867	16.52	608	4749	.265	1652	14.62	121	224	114	1890	16.73	61	532	327	2.89
2001	31	111	1748	15.75	725	4690	.218	1575	14.19	172	236	109	1743	15.70	60	476	298	2.68
2000	34	126	1964	15.59	847	5506	.203	1759	13.96	140	219	115	2226	17.67	69	558	348	2.76
1999	35	124	2051	16.54	779	5631	.226	1843	14.86	185	223	151	2275	18.35	75	520	335	2.70
1998	33	130	1946	14.97	794	5649	.204	1783	13.72	161	190	167	2600	20.00	65	467	298	2.30
1997	34	126	1768	14.03	777	5136	.193	1603	12.72	151	234	157	1980	15.71	43	583	334	2.65
1996	35	126	2024	16.06	767	4845	.259	1849	14.67	261	292	190	1879	14.91	61	386	254	2.02
1995	34	116	1936	16.69	748	4629	.257	1712	14.76	296	369	179	1713	14.77	53	268	187	1.61
1994	32	116	1590	13.71	818	4173	.185	1383	11.92	264	400	213	1502	12.95	96	203	198	1.70
1993	33	126	1477	11.72	832	4897	.132	1331	10.56	228	342	190	2053	16.29	93	263	224	1.78
1992	32	110	1237	11.25	612	3613	.173	1040	9.45	141	228	237	1660	15.09	86	346	259	2.35
1991	34	128	1562	12.20	731	4690	.177	1390	10.86	194	—	—	2244	17.53	108	421	318	2.49
1990	38	143	1959	13.70	867	5334	.205	1677	11.73	271	363	212	2548	17.82	165	433	382	2.67
1989	37	137	1856	13.55	838	5191	.196	1703	12.43	264	343	189	2394	17.47	157	486	400	2.92
1988	34	126	1873	14.87	741	4526	.250	1686	13.38	257	317	172	2690	21.35	149	395	346	2.75
1987	34	123	1820	14.80	740	4611	.234	1638	13.32	247	291	215	2085	16.95	120	328	284	2.31
1986	31	111	1401	12.62	725	3940	.172	1189	10.71	249	310	248	1593	14.35	135	307	288	2.60
1985	29	103	1060	10.29	704	3350	.106	797	7.74	163	297	414	1431	13.89	99	231	214	2.08
1984	28	107	1024	9.57	428	3389	.176	—	—	243	245	668	1013	9.47	211	629	526	4.91
1983	45	173	1975	11.42	631	3985	.337	—	—	461	420	414	1444	8.35	558	596	856	4.95



Becca Refenes



Karen Onuki



Juliana Behrens



SERIES RECORDS

	W	L	T	First	Last
Akron	10	2	0	1973	2009
Alabama	3	0	0	1978	1990
Alabama State	1	0	0	1996	1996
American	0	2	0	1993	1994
Arkansas	1	0	0	1994	1994
Arizona State	0	3	0	2002	2009
Ashland	6	0	0	1973	1977
Auburn	4	1	0	1978	2010
Austin Peay	3	0	0	1987	2006
Baldwin-Wallace	2	0	0	1974	1976
Ball State	7	7	0	1974	2008
Baylor	1	1	0	1988	1992
Belmont	1	0	0	1997	1997
Boston College	1	0	0	1996	1996
Bowling Green	13	10	0	1973	2000
Brown	1	0	0	2003	2003
Bradley	3	0	0	2004	2007
Bucknell	2	0	0	1988	1996
Buffalo	1	1	0	1993	1994
Butler	5	6	0	1986	2004
Cal Poly	0	1	0	2002	2002
Cal St. Northridge	3	0	0	2005	2010
Cal St. Sacramento	0	1	0	1997	1997
Canisius	1	0	0	1994	1994
Capital	7	1	0	1972	1977
Cedarville	9	0	0	1972	1976
Central Connecticut St.	1	0	0	2006	2006
Central Florida	0	2	0	1978	2003
Central Michigan	3	7	0	1977	2002
Central State	3	0	0	1972	1975
Charlotte	14	2	0	1995	2004
Chicago State	3	0	0	1981	1997
Cincinnati Bible	2	0	0	1974	1975
Cleveland State	9	6	0	1975	1999
Colgate	1	0	0	1999	1999
College of Charleston	1	1	0	2009	2010
Colorado	0	1	0	2006	2006
Colorado State	1	0	0	2002	2002
Connecticut	6	1	0	2005	2010
Dartmouth	1	0	0	1996	1996
Dayton	22	19	1	1972	2009
Delaware	1	0	0	1979	1979
DePaul	27	15	0	1978	2010
Drake	1	2	0	1978	1983
Drexel	0	1	0	1991	1991
Duquesne	5	0	0	1989	1995
Earlham	1	0	0	1975	1975
East Carolina	6	0	0	1995	2004
E. Stroudsburg State	1	0	0	1979	1979
East Tennessee State	3	0	0	1977	1993
Eastern Illinois	2	0	0	1983	1988
Eastern Kentucky	20	11	0	1972	2003
Eastern Michigan	3	3	1	1978	2000
Eastern Washington	0	1	0	1994	1994
Edinboro	1	1	0	1977	1987
Evansville	5	1	0	1984	2009
Fairfield	3	0	0	1996	2003
Florida	0	3	0	1978	2000
Florida International	1	0	0	1988	1988
Florida State	2	14	0	1978	1990
George Mason	5	0	0	1991	2008
George Washington	6	2	0	1978	2005
George Williams	1	0	0	1976	1976
Georgetown	7	1	0	1983	2010
Georgetown (KY)	1	0	0	1975	1975
Georgia	0	1	0	1985	1985
Georgia State	2	0	0	1986	1988
Georgia Tech	1	1	0	1988	1996
Gonzaga	1	0	0	2002	2002
Grand Valley	1	1	0	1978	1978
Guelph	0	1	0	1978	1978
Hanover	1	0	0	1975	1975
Hartford	1	0	0	1996	1996
Hawaii	0	3	0	2001	2008
Hofstra	1	1	0	1984	2003
Houston	7	5	0	1979	2004
Idaho	0	1	0	1998	1998

	W	L	T	First	Last
Illinois	5	6	0	1973	2010
Illinois-Chicago	6	7	0	1973	1986
Illinois State	3	11	1	1973	2009
Indiana	9	8	1	1972	2008
Indiana State	5	2	0	1977	1991
Iowa	0	1	0	1992	1992
Iowa State	1	1	0	1979	1990
IPFW	2	0	0	1988	1988
IUPUI	7	0	0	1988	2010
Jacksonville State	1	0	0	2005	2005
James Madison	1	0	0	2010	2010
Kellogg CC	1	0	0	1976	1976
Kent State	15	3	0	1974	2010
Kentucky	7	14	0	1973	2010
Kentucky State	1	0	0	1989	1989
Lamar	1	0	0	1983	1983
LaSalle	1	0	0	1995	1995
Lehigh	1	0	0	1996	1996
Lewis	1	1	0	1981	1983
Long Beach State	0	1	0	1999	1999
Long Island	1	0	0	2009	2009
Louisiana-Lafayette	1	0	0	2000	2000
Louisville	17	32	0	1976	2010
Loyola (IL)	5	1	0	1980	2000
Loyola Marymount	1	1	0	1983	2004
Loyola (MD)	1	0	0	1998	1998
Maine	2	0	0	2006	2007
Marquette	27	6	0	1987	2010
Marshall	8	3	0	1973	2008
Maryland	4	1	0	1978	2007
Maryland-Balt. Co.	1	0	0	2004	2004
Memphis	27	15	0	1979	2004
Mercer	1	0	0	1995	1995
Miami (FL)	0	2	0	1980	2004
Miami (OH)	21	12	0	1974	2010
Michigan	1	1	0	1976	2002
Michigan State	2	4	1	1974	1990
Middle Tennessee St.	1	0	0	1994	1994
Midway	2	0	0	1981	1987
Minnesota	1	3	0	1979	2008
Mississippi	1	1	0	1978	1979
Mississippi State	1	0	0	1987	1987
Mississippi Women's	1	0	0	1978	1978
Missouri	1	0	0	1988	1988
Missouri-Kansas City	2	0	0	1993	2000
Montana	1	0	0	2008	2008
Morehead State	17	5	0	1974	2010
Mount St. Joseph	13	15	0	1972	1986
Murray State	3	0	0	1994	2010
Nebraska	0	1	0	1978	1978
Nevada	1	0	0	2002	2002
New Hampshire	1	0	0	2000	2000
New Mexico	0	1	0	1997	1997
New Mexico State	1	1	0	2003	2005
New Orleans	1	1	0	1992	1998
Niagra	2	0	0	1994	1994
North Carolina	0	3	0	1985	1998
North Carolina State	2	2	0	1984	1993
UNC-Wilmington	1	0	0	1995	1995
North Texas State	0	1	0	1978	1978
Northeastern Illinois	1	4	0	1973	1998
Northern Colorado	1	0	0	2010	2010
Northern Illinois	1	3	0	1973	2000
Northern Iowa	0	1	0	1997	1997
Northern Kentucky	6	5	0	1976	1986
Northwestern	0	3	0	1980	2009
Notre Dame	4	9	0	1987	2010
Oakland	1	0	0	2007	2007
Oberlin	1	0	0	1973	1973
Ohio	18	6	0	1972	2004
Ohio Dominican	5	0	0	1972	1976
Ohio Northern	4	0	0	1972	1975
Ohio State	2	17	0	1972	2009
Oral Roberts	1	0	0	1983	1983
Oregon State	0	1	0	2010	2010
Pacific	0	2	0	1997	2007
Penn.	1	0	0	1990	1990

	W	L	T	First	Last
Penn State	0	5	0	1981	2003
Pittsburgh	7	8	0	1979	2010
Princeton	2	0	0	1979	1981
Providence	1	0	0	1996	1996
Purdue	4	7	0	1973	2010
Rhode Island	1	1	0	1978	1983
Rice	0	1	0	1987	1987
Robert Morris	1	0	0	2003	2003
Rutgers	8	3	0	1979	2010
St. Bonaventure	1	0	0	1994	1994
St. Francis (PA)	0	1	0	1981	1981
St. John's	4	3	0	2005	2010
Saint Louis	24	5	0	1980	2009
Saint Mary's	1	0	0	2007	2007
San Diego	0	1	0	1998	1998
San Diego State	0	1	0	2010	2010
San Francisco	1	0	0	2001	2001
Santa Clara	0	1	0	1999	1999
Schoolcraft	1	0	0	1986	1986
Seton Hall	5	1	0	2005	2010
South Carolina	5	4	0	1983	1990
SE Missouri State	2	0	0	1976	1997
Southern California	0	1	0	2001	2001
Southern Illinois	3	1	2	1974	1979
Southern Miss	22	2	0	1982	2007
SW Missouri State	2	2	0	1979	2003
Stanford	0	1	0	2007	2007
Stephens	1	0	0	1976	1976
Syracuse	6	3	0	1982	2010
TCU	3	2	0	2001	2007
Temple	4	2	0	1982	1996
Tennessee	3	3	0	1977	2000
TN-Chattanooga	1	0	0	1995	1995
Tennessee State	4	0	0	1994	1999
Tennessee Tech	6	1	0	1981	2008
Texas A&M	1	1	0	1978	1983
Texas-Pan American	1	0	0	2005	2005
Toledo	4	4	0	1972	1996
Towson State	1	1	0	1991	1995
Tulane	20	2	0	1980	2004
Tulsa	0	1	0	2005	2005
UAB	14	6	0	1987	2008
UCLA	0	3	0	1999	2006
UC-Riverside	1	0	0	2009	2009
UC-Santa Barbara	1	0	0	2010	2010
UNLV	1	0	0	1998	1998
USF	12	9	0	1995	2010
Utah	0	1	0	2009	2009
Utah State	0	1	0	2001	2001
Valparaiso	0	3	0	1991	1996
Villanova	5	3	0	1989	2010
Virginia	1	2	0	1990	2004
Va. Commonwealth	2	0	0	1977	1987
Virginia Tech	14	1	0	1976	2007
Washington State	1	0	0	2004	2004
Waterloo	1	0	0	1978	1978
West Virginia	11	2	0	1981	2010
Western Illinois	3	0	0	1981	2006
Western Kentucky	16	3	0	1989	2010
Western Michigan	1	7	0	1974	2009
Wilmington	4	0	0	1974	1976
Windsor	1	0	0	1977	1977
Winnipeg	0	1	0	1980	1980
Wisconsin	3	2	0	1979	2004
WI-LaCrosse	1	0	0	1973	1973
WI-Milwaukee	5	2	0	1992	2007
WI-Oshkosh	1	0	0	1976	1976
WI-Parkside	0	1	1	1978	1978
Wooster	3	1	0	1972	1976
Wright State	21	11	0	1973	2009
Wyoming	2	0	0	2001	2008
Xavier	20	8	0	1973	2002
Youngstown State	1	0	0	2009	2009

TOTALS 833 .. 494 7 (.624)

YEAR-BY-YEAR RESULTS



Rich Zeciski
One season
1972
17-6, .739

1972 (17-6)

10/24	vs. Cedarville#	W, 2-0
10/24	vs. Dayton#	L, 2-0
10/28	vs. Ohio State\$	W, 2-0
10/28	vs. Mount St. Joseph\$	L, 2-0
10/28	vs. Eastern Kentucky\$	W, 2-1
10/28	at Indiana\$	W, 2-0
10/28	vs. Mount St. Joseph\$	L, 2-1
11/1	vs. Ohio	W, 2-0
11/1	at Ohio Dominican	W, 2-0
11/13	Dayton	L, 2-0
11/15	Central State	W, 2-0
11/20	vs. Capital	W, 2-0
11/20	at Cedarville	W, 2-1
11/30	at Mount St. Joseph	L, 2-0
12/2	vs. Cedarville%	W, 2-0
12/2	at Dayton%	W, 2-1
12/2	vs. Ohio Northern%	W, 2-0
12/2	vs. Mount St. Joseph%	W, 2-0
12/8	vs. Toledo^	W, 2-0
12/8	at Wooster^	W, 2-0
12/8	vs. Ohio^	W, 2-0
12/8	vs. Capital^	W, 2-0
12/9	vs. Mount St. Joseph^	L, 2-0

- Ohio Valley League Tournament; \$ - Indiana Invitational; % - Dayton Invitational; ^ - OAISW Tournament



Mary Busser
Two seasons
1973-74
45-18, .714

1973 (26-6)

10/13	at Marshall	W, 2-0
10/13	at Kentucky	W, 2-0
10/22	Eastern Kentucky	L, 2-1
10/22	Xavier	W, 3-0
10/27	at Indiana#	W, 2-0
10/27	vs. Illinois State#	W, 2-1
10/27	vs. Kentucky#	W, 2-0
10/28	vs. Ashland	W, 2-0
10/28	at Bowling Green	W, 2-0
10/28	vs. Ohio Northern	W, 2-0
10/28	Cedarville	W, 2-0
10/29	Cedarville	W, 2-0
	Wright State\$	W, 2-0
	Dayton\$	W, 2-0
11/1	Mount St. Joseph\$	L, 2-0
11/1	Mount St. Joseph	W, 2-0
	Purdue	L, 3-2
	at Ohio Dominican	W, 2-0
11/6	at Dayton	L, 2-1
11/6	vs. Wright State	W, 2-0
	vs. Cedarville%	W, 2-1
	vs. Akron%	W, 2-0
	vs. Oberlin%	W, 2-0
	at Ashland%	W, 2-0
	vs. Ohio State%	W, 2-1
	vs. Mount St. Joseph%	W, 2-0
	Purdue^	W, 2-0
	Wisconsin-LaCrosse^	W, 2-1
	Northeastern Illinois^	L, 2-1
	Illinois^	W, 2-0
	Illinois-Chicago^	L, 2-1

Northern Illinois^ W, 2-1
- Indiana Invitational; \$ - Ohio Valley League Tournament; % - OAISW State Tournament; ^ - MAIAW Tournament

1974 (19-12)

10/16	Cedarville	W, 2-1
10/19	vs. Southern Illinois#	W, 2-0
10/19	at Indiana#	W, 2-1
10/19	vs. Ball State#	L, 2-0
10/22	at Eastern Kentucky	L, 2-0
10/22	vs. Kentucky	W, 2-0
10/24	Ohio Dominican	W, 2-0
10/24	Miami (OH)	W, 2-0
10/26	at Ohio Northern	W, 2-0
10/26	vs. Capital	W, 2-0
10/29	at Mount St. Joseph	L, 2-0
11/1	Ohio	W, 2-1
11/1	Morehead State	W, 2-0
11/2	at Purdue	L, 2-0
11/2	vs. Western Michigan	L, 2-0
11/2	vs. Michigan State	L, 2-1
11/2	vs. Illinois-Chicago	L, 2-0
11/5	vs. Dayton\$	L, 2-0
11/9	at Ohio State	L, 2-1
11/9	vs. Ohio	L, 2-0
11/9	vs. Wooster	L, 2-1
11/12	at Capital	W, 2-1
11/12	vs. Ashland	W, 2-0
11/13	at Wright State	W, 2-0
11/15	vs. Baldwin Wallace%	W, 2-0
11/15	vs. Cincinnati Bible%	W, 2-0
11/16	vs. Ohio%	W, 2-0
11/16	vs. Kent State%	W, 2-0
11/16	vs. Mount St. Joseph%	L, 2-0
11/19	vs. Central State (OH)	W, 2-0
11/19	at Wilmington	W, 2-0

- Indiana Invitational; \$ - Ohio Valley League Tournament; % - OAISW Championship



Rich Zeciski
Two seasons
1972, 75
39-15, .722

1975 (22-9)

10/3	Ohio	W, 2-0
10/4	at Mount St. Joseph	W, 2-1
10/4	vs. Illinois State	L, 2-0
10/11	at Earlham	W, 2-0
10/14	at Cedarville	W, 2-0
10/14	vs. Cinti. Bible Seminary	W, 2-0
10/16	at Eastern Kentucky	L, 2-0
10/21	Wright State	W, 2-0
10/21	Dayton	L, 2-1
10/22	at Miami (OH)	W, 2-1
10/22	vs. Ball State	L, 2-0
10/24	at Ohio Dominican	W, 2-0
10/25	vs. Cleveland State	W, 2-1
10/25	at Wooster	W, 2-0
10/28	Mount St. Joseph	L, 2-0
11/1	Bowling Green	W, 2-1
11/1	Georgetown (Ky.)	W, 2-0
11/4	vs. Wilmington#	W, 2-0
11/4	at Dayton#	W, 2-0
11/4	vs. Mount St. Joseph#	L, 2-1
11/8	Hanover	W, 2-0
11/8	Ohio Northern	W, 2-0
11/8	Morehead State	L, 2-1
11/10	Capital	W, 2-1

11/10	Wilmington	W, 2-0
11/14	vs. Central State\$	W, 2-0
11/14	vs. Bowling Green\$	W, 2-0
11/14	vs. Akron\$	W, 2-0
11/15	at Ashland\$	W, 2-0
11/15	vs. Dayton\$	L, 2-1
11/15	vs. Cleveland State\$	L, 2-0

- Ohio Valley League Tournament; \$ - OAISW State Tournament



Georgeanne Green
One season
1976
33-11, .750

1976 (33-11)

10/1	Michigan State	L, 2-1
10/1	Virginia Tech	W, 2-0
10/2	Wooster	W, 2-0
10/2	Virginia Tech	W, 2-1
10/2	Xavier	W, 2-0
10/7	vs. Wilmington	W, 2-0
10/9	at Ohio	W, 2-0
10/9	vs. Cleveland State	W, 2-0
10/9	vs. Kent State	W, 2-0
10/12	at Ohio State	L, 2-1
10/14	Cedarville	W, 2-0
10/16	at Indiana	L, 2-0
10/16	vs. Mount St. Joseph	W, 2-1
10/16	vs. Purdue	L, 2-1
10/18	Eastern Kentucky	L, 2-0
10/20	at Dayton	L, 2-0
10/20	vs. Wright State	W, 2-0
10/22	Ohio Dominican	W, 2-0
10/22	Ashland	W, 2-0
10/26	at Mount St. Joseph	W, 2-1
10/28	at Miami (OH)	W, 2-0
10/28	vs. Kentucky	W, 2-1
10/30	at Southern Illinois#	W, 2-1
10/30	vs. George Williams#	W, 2-1
10/30	vs. S.E. Missouri State#	W, 2-0
10/30	vs. Stephens#	W, 2-0
11/2	vs. Capital\$	W, 2-1
11/2	vs. Dayton\$	W, 2-1
11/2	vs. Mount St. Joseph\$	W, 2-0
11/5	at Morehead State	L, 2-1
11/5	vs. Marshall	W, 2-0
11/6	Louisville	W, 2-0
11/6	Northern Kentucky	W, 2-0
11/6	Bowling Green	W, 2-1
11/9	vs. Baldwin-Wallace	W, 2-0
11/9	at Capital	L, 2-1
11/11	vs. Akron%	W, 2-0
11/11	vs. Bowling Green%	W, 2-0
11/12	vs. Cleveland State%	W, 2-1
11/13	vs. Ohio State%	L, 2-1
11/18	vs. Indiana^	W, 2-0
11/18	vs. Michigan State^	L, 0-2
11/19	vs. Wisconsin-Oshkosh^	W, 2-0
11/20	vs. Illinois State^	L, 2-0

- Southern Illinois Invitational; \$ - Ohio Valley League Tournament; % - OAISW State Tournament; ^ - MAIAW Regional Tournament



Carmen Pennick
Three seasons
1977-79
73-50, .588

1977 (24-10-2)

9/30	vs. Windsor#	W, forfeit
9/30	at Michigan State#	W, 3-1
10/1	vs. Michigan#	W, 2-0
10/1	vs. Central Michigan#	W, 2-1
10/1	vs. Kellogg C.C.#	W, 2-1
10/4	at Miami (OH)	W, 3-2
10/6	vs. Capital	W, 2-0
10/6	at Mount St. Joseph	W, 2-1
10/8	vs. Va. Commonwealth\$	W, 2-0
10/8	vs. E. Tennessee State\$	W, 2-1
10/8	at Virginia Tech\$	W, 2-0
10/11	Northern Kentucky	W, 2-1
10/14	Southern Illinois%	T, 1-1
10/14	Indiana%	T, 1-1
10/14	Indiana State%	W, 2-0
10/15	Tennessee%	W, 2-0
10/15	Eastern Kentucky%	W, 2-0
10/15	Indiana%	L, 2-1
10/19	vs. Dayton	L, 2-0
10/19	at Wright State	W, 2-0
10/22	at Ball State	L, 2-1
10/22	vs. Central Michigan	L, 2-1
10/25	Mount St. Joseph	L, 3-1
10/29	vs. Edinboro^	L, 2-0
10/29	at Cleveland State^	L, 2-0
10/29	vs. Kent State^	W, 2-0
11/1	at Ohio State	L, 2-1
11/4	at Ashland	W, 3-1
11/6	vs. Akron	W, 2-0
11/6	at Bowling Green	L, 2-0
11/10	vs. Kent State&	W, 2-1
11/10	vs. Miami (OH)&	W, 2-0
11/11	vs. Akron&	W, 2-0
11/11	vs. Bowling Green&	W, 2-1
11/12	at Cleveland State&	W, 2-1
11/12	vs. Ohio State&	L, 3-1

- Michigan State Tournament; \$ - Virginia Tech Tournament; % - Bearcat Invitational; ^ - Cleveland State Tournament; & - OAISW State Tournament

1978 (15-23-6)

9/15	vs. Eastern Michigan#	T, 1-1
9/15	vs. Dayton#	T, 1-1
9/15	vs. Drake#	L, 2-0
9/16	vs. Wisconsin-Parkside#	T, 1-1
9/16	at DePaul#	L, 2-0
9/16	vs. Southern Illinois#	L, 2-0
9/16	vs. Illinois State#	T, 1-1
9/29	vs. Illinois-Chicago\$	L, 2-0
9/29	vs. Wisconsin-Parkside\$	L, 2-0
9/29	at Michigan State\$	T, 1-1
9/30	vs. Central Michigan\$	L, 2-0
9/30	vs. Grand Valley\$	L, 1-2
9/30	vs. Grand Valley\$	W, 2-0
10/3	Wright State	W, 3-0
10/6	Auburn	W, 2-0
10/6	Southern Illinois%	T, 1-1
10/7	Kentucky%	L, 2-0
10/7	Tennessee%	W, 2-0
10/11	Ohio State	L, 2-0
10/13	vs. George Washington^	W, 2-0
10/13	vs. Guelph^	L, 2-1
10/13	vs. Central Florida^	L, 2-0
10/14	vs. Waterloo^	W, 2-0



YEAR-BY-YEAR RESULTS

10/14	vs. Rhode Island^	W, 2-0
10/14	vs. Maryland^	W, 2-0
10/18	Dayton	L, 2-1
10/20	vs. Nebraska&	L, 3-0
10/20	vs. North Texas State&	L, 2-0
10/21	vs. Florida&	L, 2-0
10/21	vs. Texas A&M&	L, 2-0
10/21	vs. Illinois State&	L, 2-0
10/24	Mount St. Joseph	L, 3-0
10/27	vs. Miss. Univ. for Women+	W, 3-2
10/27	vs. Mississippi+	L, 2-1
10/28	vs. Florida State+	L, 3-0
10/28	at Alabama+	W, 3-2
10/31	Miami (OH)	L, 3-2
11/3	Bowling Green	W, 3-0
11/7	Northern Kentucky	L, 2-1
11/9	vs. Ohio!	W, 2-1
11/9	vs. Bowling Green!	W, 2-0
11/10	vs. Miami (OH)!	W, 2-0
11/10	at Cleveland State!	L, 2-1
11/11	vs. Bowling Green!	W, 3-0

- DePaul Invitational; \$ - Spartan Invitational; % - Bearcat Invitational; ^ - Princeton Invitational; & - Missouri State Autumn Classic; + - Alabama Invitational; ! - OASIS State Tournament

1979 (34-17)

10/5	Cleveland State%	W, 2-1
10/5	Wright State%	W, 2-0
10/5	Ball State%	L, 2-0
10/5	Morehead State%	W, 2-0
10/6	Indiana%	W, 1-0
10/6	Pittsburgh%	L, 2-0
10/6	Ball State%	W, 2-0
10/6	Ohio State%	L, 3-2
10/12	vs. Rutgers^	L, 2-1
10/12	at Princeton^	W, 1-0
10/12	vs. Northern Kentucky^	W, 2-0
10/13	vs. Mississippi^	W, 2-0
10/13	vs. East Stroudsburg St.^	W, 2-0
10/13	vs. Delaware^	W, 2-1
10/13	vs. Maryland^	W, 3-0
10/14	at DePaul#	L, 2-0
10/14	vs. Dayton#	W, 2-0
10/15	vs. Illinois#	L, 2-0
10/15	vs. Illinois State#	L, 2-0
10/17	at Dayton	W, 3-2
10/19	vs. Houston&	L, 2-0
10/19	at Missouri State&	W, 2-1
10/20	vs. Florida State&	W, 2-0
10/20	vs. Iowa State&	W, 2-1
10/20	vs. Minnesota&	L, 2-1
10/21	vs. Western Michigan\$	L, 2-1
10/21	vs. Illinois\$	W, 2-0
10/21	vs. Wisconsin\$	W, 2-0
10/21	vs. Drake\$	W, 2-0
10/22	vs. Illinois\$	W, 2-0
10/22	at Illinois State\$	W, 3-1
10/22	vs. Purdue\$	W, 3-1
10/22	vs. Wright State\$	L, 3-2
10/23	vs. Mount St. Joseph	W, 3-1
10/26	vs. Memphis~	W, 2-1
10/26	at Southern Illinois~	W, 2-0
10/27	vs. Eastern Michigan~	W, 2-1
10/27	vs. Miami (OH)~	W, 2-0
10/27	vs. DePaul~	W, 3-1
10/30	at Miami (OH)	W, 3-0
11/1	at Purdue	L, 3-0
11/6	Northern Kentucky	L, 3-0
11/9	vs. Ohio+	W, 2-0

11/10	vs. Bowling Green+	L, 2-0
11/10	vs. Miami (OH)+	W, 2-1
11/16	vs. Wisconsin-	W, 2-0
11/16	vs. Illinois State-	L, 2-1
11/17	vs. Illinois-	W, 2-0
11/17	vs. Purdue-	L, 3-1
11/17	vs. Illinois State-	L, 2-0

- DePaul Invitational; \$ - Redbird Invitational; % - Bearcat Invitational; ^ - Princeton Classic; & - SW Missouri State Autumn Classic; ~ - Saluki Invitational; + - OASIS State Tournament; - - MAIAW Regional Tournament



Zen Golembiowsky
Two seasons
1980-81
45-38, .542

1980 (12-26)

9/19	vs. Illinois#	L, 2-0
9/19	vs. Northwestern#	L, 2-0
9/19	vs. Purdue#	L, 2-0
9/20	at Illinois State#	L, 2-0
9/20	vs. DePaul#	W, 2-1
9/20	vs. Wisconsin#	W, 2-0

Metro Conference Tournament

9/26	vs. Saint Louis	L, 2-0
9/26	vs. Tulane	W, 2-0
9/26	vs. Louisville	L, 2-0
9/27	vs. Virginia Tech	W, 2-0
9/27	at Memphis	L, 2-0
9/27	vs. Florida State	L, 2-0
9/30	at Kentucky	L, 2-1
10/7	at Purdue	W, 3-0
10/11	at DePaul	L, 3-1
10/11	vs. Northwestern	L, 3-0
10/11	vs. Loyola (Ill.)	W, 3-1
10/15	Dayton	W, 3-1
10/17	Rutgers\$	L, 2-0
10/17	Alabama\$	W, 2-0
10/18	Illinois State\$	L, 2-1
10/18	Miami (Fla.)\$	L, 2-0
10/18	Indiana\$	L, 2-0
10/21	at Mount St. Joseph	L, 3-0
10/22	Eastern Kentucky	W, 3-0
10/29	Miami (OH)	L, 3-0
10/31	Purdue	L, 3-1
11/4	Ball State	L, 3-1
11/4	Ohio	W, 3-0
11/7	vs. Illinois%	L, 3-0
11/7	vs. Winnipeg%	L, 3-2
11/8	at Western Michigan%	L, 3-0
11/8	vs. Pittsburgh%	L, 3-0
11/8	vs. Northern Kentucky%	L, 3-0
11/11	Toledo	W, 2-0
11/13	vs. Cleveland State^	L, 2-0
11/14	vs. Miami (OH)^	W, 2-0
11/14	vs. Ohio State^	L, 3-0
11/15	at Kent State^	W, 3-1

- Redbird Invitational; \$ - Bearcat Invitational; % - Western Michigan Invitational; ^ - OASIS State Tournament

1981 (33-12)

9/19	vs. Indiana State	W, 2-1
9/19	at Morehead State	W, 2-0
9/22	at Wright State	L, 2-1
9/25	Marshall#	W, 3-1
9/25	Louisville#	W, 2-0
9/25	Xavier#	W, 2-1

9/25	Ohio State#	L, 2-0
9/26	Illinois-Chicago#	W, 2-1
9/26	Pittsburgh#	L, 2-1
9/26	Pittsburgh#	W, 3-0
9/26	Ohio State#	L, 2-0
10/1	vs. Maryland\$	W, 2-0
10/1	vs. Princeton\$	W, 2-1
10/1	vs. Kent State\$	L, 2-0
10/2	at West Virginia\$	W, 2-0
10/2	vs. Louisville\$	L, 2-1
10/2	vs. Louisville\$	W, 2-0
10/8	Midway	W, 3-0
10/13	at Dayton	W, 3-2
10/15	Mount St. Joseph	L, 3-0
10/17	Kentucky	L, 3-1
10/17	Indiana	W, 3-2
10/20	vs. Marshall	W, 2-0
10/20	at Ohio	W, 2-0
10/27	Xavier	W, 3-1
10/30	vs. Illinois-Chicago%	W, 2-1
10/30	vs. Western Illinois%	W, 2-1
10/31	vs. St. Francis (Pa.)%	L, 2-0
10/31	vs. Chicago State%	W, 2-0
10/31	vs. Lewis%	L, 2-1
11/3	at Ball State	W, 3-0
11/5	at Miami (OH)	L, 3-0
11/6	vs. Bowling Green^	W, 2-0
11/6	vs. Tennessee Tech^	W, 2-0
11/7	vs. Mount St. Joseph^	W, 2-1
11/7	at Louisville^	W, 2-0
11/7	vs. Bowling Green^	W, 2-0
11/10	Northern Kentucky	W, 3-2

Metro Conference Tournament

11/19	Saint Louis	W, 2-0
11/19	Tulane	W, 2-0
11/20	Memphis	W, 2-1
11/20	Louisville	W, 2-0
11/21	Virginia Tech	W, 2-1
11/21	Memphis	W, 2-0

NCAA Tournament

12/6	at Penn State	L, 3-0
------	---------------	--------

- Bearcat Invitational; \$ - West Virginia Invitational; % - DePaul Invitational; ^ - Louisville Tournament



Kathy Kehoe
Four seasons
1982-85
71-73, .493

1982 (27-12)

9/17	Illinois-Chicago	W, 3-2
9/18	Illinois-Chicago	W, 3-0
9/19	Loyola (Ill.)	W, 3-0
9/28	at Kentucky	L, 3-1
10/4	at Louisville	L, 3-1
10/7	Tennessee Tech	W, 3-1
10/12	Dayton	W, 3-2
10/15	vs. Pittsburgh#	L, 2-0
10/15	vs. DePaul#	W, 2-0
10/16	vs. Cleveland State#	L, 2-0
10/16	vs. Illinois-Chicago#	L, 2-0
10/20	at Mount St. Joseph	W, 3-1
10/22	vs. Western Michigan\$	L, 2-0
10/22	vs. Illinois State\$	L, 2-0
10/23	vs. Eastern Kentucky\$	W, 2-1
10/23	vs. Memphis\$	W, 2-1
10/27	Eastern Kentucky	W, 3-2
10/29	vs. Syracuse#	W, 2-0
10/29	vs. Bowling Green%	W, 2-0
10/29	vs. Kent State%	W, 2-0

10/30	vs. Temple%	W, 2-1
10/30	at Cleveland State%	W, 2-1
10/30	vs. Bowling Green%	W, 2-0
10/30	vs. Temple%	W, 3-0
11/4	at Northern Kentucky	W, 3-1
11/5	at Kentucky^	L, 3-1
11/6	vs. Cleveland State^	L, 3-2
11/8	at Xavier	W, 3-0
11/10	at Eastern Kentucky	W, 3-2
11/15	at Wright State	L, 3-0
11/17	Miami (OH)	W, 3-0

Metro Conference Tournament

11/21	vs. Louisville	W, 2-1
11/21	vs. Tulane	W, 2-0
11/22	at Florida State	W, 2-1
11/22	vs. Memphis	L, 2-0
11/22	vs. Southern Miss	W, 2-0
11/23	vs. Virginia Tech	W, 2-0
11/23	vs. Memphis	W, 3-1
11/23	vs. Louisville	L, 3-0

- Kent State Invitational; \$ - Louisville Invitational. % - Cleveland State Invitational; ^ - Mason-Dixon Classic

1983 (30-15)

9/2	vs. Texas A&M#	W, 3-1
9/2	vs. Indiana#	W, 3-1
9/3	vs. Central Michigan#	L, 3-2
9/3	vs. Central Michigan#	L, 3-2
9/3	vs. Minnesota#	W, 3-0
9/4	vs. Oral Roberts#	W, 3-1
9/4	vs. Lamar#	W, 3-2
9/4	vs. Rutgers#	L, 3-0
9/16	Illinois-Chicago	W, 3-0
9/16	Illinois-Chicago	W, 3-2
9/24	Illinois State	L, 2-1
9/30	vs. Memphis\$	W, 3-1
9/30	at Virginia Tech\$	W, 3-0
9/30	vs. Florida State\$	L, 2-1
10/4	at Morehead State	W, 3-2
10/5	Illinois State	L, 3-0
10/7	vs. No. 6 Kentucky%	L, 3-1
10/7	vs. Loyola (Ill.)%	W, 3-1
10/7	vs. Lewis%	W, 3-0
10/8	vs. West Virginia%	W, 3-0
10/8	vs. Eastern Illinois%	W, 3-2
10/8	vs. Drake%	L, 3-1
10/12	Mount St. Joseph	W, 3-0
10/14	Loyola Marymount	W, 3-2
10/15	Northern Kentucky	W, 3-0
10/18	at Ohio State	L, 3-0
10/22	vs. Memphis^	W, 3-0
10/22	vs. George Washington^	W, 3-1
10/22	at No. 14 Tennessee^	L, 3-0
10/23	Rhode Island	L, 3-0
10/26	Indiana	W, 3-1
10/28	Southern Miss&	W, 3-0
10/28	Louisville&	L, 3-2
10/29	Tulane&	W, 3-0
10/29	South Carolina&	L, 3-2
11/2	at Eastern Kentucky	W, 3-1
11/4	vs. Eastern Kentucky+	W, 3-1
11/5	at Pittsburgh+	W, 3-1
11/5	vs. Georgetown+	W, 3-1
11/9	Morehead State	W, 3-0
11/12	Eastern Kentucky	W, 3-2
11/15	at Miami (OH)	W, 3-0

Metro Conference Tournament

11/18	vs. Tulane	W, 3-0
11/19	vs. Florida State	L, 1-3

YEAR-BY-YEAR RESULTS

11/19 at Louisville L, 3-1
 # - Kentucky Tournament; \$ - Virginia Tech Tournament
 % - Illinois-Chicago Tournament; ^ - Volunteer-Cardinal Invitational; & - Bearcat Invitational; + - Pitt-Converse Classic

1984 (10-18, 3-3 Metro)

9/15	Evansville	W, 3-0
9/18	at Bowling Green	L, 3-0
9/21	Xavier#	L, 3-1
9/21	Illinois-Chicago#	L, 3-0
9/22	Miami (OH)#	L, 3-1
9/25	Kentucky	L, 3-1
9/28	at Tennessee\$	L, 3-1
9/29	vs. North Carolina St.\$	W, 3-2
9/29	vs. George Washington\$	W, 3-2
10/2	Xavier	W, 3-1
10/5	at Virginia Tech*	L, 3-2
10/6	at South Carolina*	L, 3-0
10/9	Ohio	W, 3-0
10/10	at Mount St. Joseph	W, 3-1
10/12	Central Michigan	L, 3-1
10/20	Memphis*	W, 3-2
10/24	Miami (OH)	W, 3-0
10/26	Southern Miss*	W, 3-0
10/27	Tulane*	W, 3-1
10/30	at Indiana	L, 3-1
11/3	at Florida State*	L, 3-1
11/4	vs. Hofstra	L, 3-0
11/4	vs. Florida	L, 3-2
11/7	at Eastern Kentucky	L, 3-2
11/9	vs. Missouri St.%	L, 3-0
11/9	at Louisville%	L, 3-1
11/10	vs. Pittsburgh%	L, 3-0

Metro Conference Tournament

11/16	vs. Memphis	L, 3-1
-------	-------------	--------

* - Metro Conference Match; # - Bearcat Invitational;
 \$ - Lady Vol Classic; % - Louisville Invitational

1985 (4-28, 1-6 Metro)

9/13	at Tulane*	L, 3-1
9/14	at Southern Miss*	L, 3-1
9/18	at Northern Kentucky	L, 3-0
9/20	West Virginia#	L, 3-0
9/21	Xavier#	W, 3-2
9/25	Bowling Green	L, 3-1
9/27	at Tennessee\$	L, 3-2
9/28	vs. North Carolina St.\$	L, 3-0
9/28	vs. George Washington\$	L, 3-1
10/2	at Xavier	W, 3-2
10/5	at Memphis*	L, 3-0
10/8	Eastern Kentucky	L, 3-2
10/11	Virginia Tech*	W, 3-0
10/12	South Carolina*	L, 3-0
10/12	Georgia	L, 3-0
10/16	at Ohio	L, 3-2
10/16	vs. Marshall	L, 3-1
10/18	at Eastern Kentucky%	L, 3-0
10/18	vs. North Carolina%	L, 3-0
10/19	vs. Wisconsin%	L, 3-0
10/22	Miami (OH)	L, 3-0
10/23	Mount St. Joseph	L, 3-2
10/25	Louisville*	L, 3-2
10/30	Kentucky	L, 3-1
11/1	Dayton	W, 3-0
11/2	Florida State*	L, 3-0
11/8	vs. DePaul^	L, 3-0
11/9	at Illinois-Chicago^	L, 3-0
11/9	vs. Indiana State^	L, 3-0
11/15	vs. No. 19 Penn State&	L, 3-0

11/16 at Kentucky& L, 3-0
 Metro Conference Tournament
 11/23 vs. Louisville L, 3-0
 * - Metro Conference Match; # - Bearcat Invitational;
 \$ - Tennessee Tournament; % - Eastern Kentucky
 Tournament; ^ - Illinois-Chicago Tournament; & -
 Kentucky Tournament



Mike Lingenfelter

Two seasons

1986-87

43-23, .652

1986 (16-15, 4-2 Metro)

9/12	Akron#	W, 3-1
9/12	Xavier#	W, 3-0
9/13	Kent State#	W, 3-1
9/16	Northern Kentucky	L, 3-1
9/19	vs. Schoolcraft\$	W, 3-0
9/19	vs. Tennessee Tech\$	W, 3-0
9/20	at Eastern Kentucky\$	L, 3-0
9/23	at Kentucky	L, 3-1
9/26	at Virginia Tech*	W, 3-2
9/27	South Carolina*	L, 3-0
9/29	Eastern Kentucky	L, 3-1
10/1	at Mount St. Joseph	L, 3-2
10/7	Ohio	W, 3-0
10/11	Southern Miss*	W, 3-0
10/15	at Louisville*	W, 3-1
10/17	Evansville	W, 3-0
10/18	Xavier	W, 3-1
10/21	at Ball State	L, 3-1
10/22	Morehead State	W, 3-0
10/24	Butler	L, 3-0
10/25	Memphis*	W, 3-1
10/28	at Bowling Green	L, 3-0
10/31	at Florida State*	L, 3-0
11/1	at Georgia State	W, 3-0
11/5	at Dayton	L, 3-2
11/8	at Illinois-Chicago%	L, 3-0
11/8	vs. DePaul%	L, 3-1
11/14	at Miami (OH)	L, 3-0
11/15	vs. Akron	W, 3-0
11/15	vs. Wright State	W, 3-0

Metro Conference Tournament

11/21	vs. Memphis	L, 3-2
-------	-------------	--------

* - Metro Conference Match; # - Bearcat Invitational
 \$ - Eastern Kentucky Classic; % - Illinois-Chicago
 Invitational

1987 (27-8, 5-1 Metro)

9/2	Auburn	W, 3-0
9/4	Midway	W, 3-0
9/9	at Akron	W, 3-1
9/11	vs. Austin Peay#	W, 3-0
9/11	vs. Va. Commonwealth#	W, 3-0
9/12	vs. UAB#	W, 3-1
9/12	vs. Memphis#	L, 3-1
9/15	Bowling Green	L, 3-1
9/18	vs. Akron\$	W, 3-0
9/18	vs. Rice\$	L, 3-0
9/19	at Eastern Kentucky\$	W, 3-0
9/19	vs. Notre Dame\$	L, 3-2
9/22	Wright State	W, 3-2
9/25	at Tennessee Tech	W, 3-1
9/26	at Memphis*	W, 3-1
9/29	at Butler	W, 3-0
10/2	Virginia Tech*	W, 3-1
10/3	South Carolina*	W, 3-0
10/6	Miami (OH)	W, 3-0

10/9	at Kent State%	W, 3-1
10/10	vs. Edinboro%	W, 3-0
10/13	at Ohio	W, 3-1
10/15	Xavier	W, 3-0
10/20	Ball State	W, 3-1
10/24	Florida State*	L, 3-2
10/27	Louisville*	W, 3-1
10/31	at Southern Miss*	W, 3-0
11/1	at Mississippi State	W, 3-0
11/7	vs. Penn State^	L, 3-1
11/8	at Ohio State^	L, 3-1
11/14	Marquette	W, 3-0
11/17	Dayton	W, 3-0

Metro Conference Tournament

11/20	vs. Southern Miss	W, 3-0
11/21	at Memphis	W, 3-1
11/22	vs. Florida State	L, 3-1

* - Metro Conference Match; # - Western Kentucky
 Coca-Cola Classic; \$ - Eastern Kentucky Classic; % -
 Kent Tournament; ^ - Buckeye Classic



Darrell Morken

Five seasons

1988-92

88-87, .503

1988 (27-7, 5-1 Metro)

9/6	at IPFW	W, 3-2
9/9	vs. Indiana State#	W, 3-0
9/9	vs. IPFW#	W, 3-1
9/10	vs. Baylor#	W, 3-1
9/10	vs. IUPUI#	W, 3-0
9/13	at Indiana State	W, 3-0
9/16	at Northern Illinois\$	L, 3-1
9/17	vs. Eastern Illinois\$	W, 3-1
9/17	vs. Missouri\$	W, 3-1
9/20	at Wright State	W, 3-0
9/24	Central Michigan	W, 3-2
9/25	Missouri State	L, 3-0
9/30	vs. Bucknell	W, 3-0
10/1	at Kent State	W, 3-0
10/4	Ohio	W, 3-0
10/8	Memphis*	W, 3-0
10/9	Tennessee Tech	L, 3-2
10/11	Butler	L, 3-2
10/14	Southern Miss*	W, 3-0
10/15	at Louisville*	W, 3-1
10/18	Eastern Kentucky	W, 3-0
10/21	vs. Fla. International%	W, 3-0
10/22	at Auburn%	W, 3-0
10/25	at Ball State	W, 3-2
10/28	at Florida State*	L, 3-2
10/29	at Georgia State	W, 3-1
10/30	at Georgia Tech	W, 3-1
11/4	at Virginia Tech*	W, 3-0
11/5	at South Carolina*	W, 3-1
11/9	at Xavier	W, 3-0
11/15	at Miami (OH)	L, 3-0
11/16	Xavier	W, 3-1

Metro Conference Tournament

11/19	Memphis	W, 3-1
11/20	Florida State	L, 3-1

* - Metro Conference Match; # - Ball St. Invitational \$ -
 Northern Illinois Tournament; % - Tiger Volleyball Classic

1989 (22-15, 7-3 Metro)

9/1	at Penn State#	L, 3-0
9/2	vs. Indiana#	L, 3-0
9/2	vs. Villanova#	W, 3-0
9/5	at Duquesne	W, 3-0

9/6	at Pittsburgh	L, 3-0
9/8	vs. George Washington\$	W, 3-2
9/9	vs. East Tennessee St.\$	W, 3-0
9/9	at West Virginia\$	W, 3-0
9/12	Toledo	W, 3-1
9/14	Kentucky State	W, 3-0
9/19	Indiana State	W, 3-1
9/22	at Michigan State%	L, 3-1
9/23	vs. Central Michigan%	L, 3-1
9/26	at Dayton	L, 3-0
9/29	Virginia Tech*	W, 3-2
9/30	South Carolina*	W, 3-0
10/3	at Ohio	W, 3-0
10/7	Louisville*	W, 3-0
10/10	at Butler	W, 3-2
10/13	Kent State	W, 3-0
10/14	Florida State*	L, 3-1
10/17	at Kentucky	L, 3-1
10/19	at Morehead State	L, 3-0
10/21	at Bowling Green	L, 3-1
10/24	at Eastern Kentucky	L, 3-0
10/27	at Tulane*	W, 3-1
10/28	at Southern Miss*	W, 3-1
10/31	Miami (OH)	W, 3-1
11/3	at Western Kentucky	W, 3-1
11/4	at Memphis*	L, 3-1
11/7	Wright State	L, 3-1
11/8	at Xavier	W, 3-1
11/10	Eastern Michigan	L, 3-1
11/14	Ball State	W, 3-2

Metro Conference Tournament

11/18	vs. Tulane	W, 3-1
11/18	vs. Memphis	W, 3-2
11/19	at Florida State	L, 3-0

* - Metro Conference Match; # - Penn State Tournament
 \$ - West Virginia Tournament; % - Michigan State
 Tournament

1990 (22-16, 4-3 Metro)

8/31	vs. Iowa State#	L, 3-2
8/31	vs. Maryland#	L, 3-2
9/1	at George Washington#	W, 3-2
9/1	vs. Syracuse#	L, 3-0
9/2	Bowling Green	L, 3-0
9/2	Temple	W, 3-0
9/4	at Georgetown	W, 3-1
9/7	vs. Eastern Michigan\$	L, 3-0
9/8	vs. Virginia\$	W, 3-0
9/8	at Wright State\$	W, 3-1
9/11	at Indiana	L, 3-2
9/14	vs. Pennsylvania%	W, 3-0
9/14	vs. North Carolina St.%	W, 3-0
9/15	at North Carolina%	L, 3-2
9/21	Central Michigan^	W, 3-1
9/22	Duquesne^	W, 3-0
9/22	Eastern Kentucky^	W, 3-1
9/25	Butler	W, 3-0
9/28	at Virginia Tech*	W, 3-0
9/29	at South Carolina*	W, 3-1
10/2	Dayton	W, 3-1
10/5	at Louisville*	L, 3-0
10/9	Morehead State	W, 3-0
10/12	Tulane*	W, 3-1
10/13	Southern Miss*	W, 3-2
10/16	Ohio	W, 3-1
10/19	vs. Michigan State&	W, 3-1
10/20	at Toledo&	L, 3-1
10/20	vs. Alabama&	W, 3-0
10/23	Bowling Green	L, 3-2
10/27	at Memphis*	L, 3-0



YEAR-BY-YEAR RESULTS

11/2	Florida State*	L, 3-2
11/6	Western Kentucky	L, 3-1
11/7	at Miami (OH)	L, 3-1
11/9	at Ball State	L, 3-0
11/12	Xavier	W, 3-0
Metro Conference Tournament		
11/16	vs. South Carolina	W, 3-1
11/17	vs. Memphis	L, 3-0

* - Metro Conference Match; # - George Washington Invitational; \$ - Wright State Invitational; % - North Carolina Invitational; ^ - Cincinnati Invitational; & - Toledo Invitational

1991 (7-27, 3-5 Great Midwest)

8/31	at No. 14 Ohio State	L, 3-0
9/6	vs. George Mason#	W, 3-2
9/7	vs. Towson#	L, 3-0
9/7	at Villanova#	L, 3-1
9/8	Drexel	L, 3-2
9/10	Temple	L, 3-2
9/13	Kent State	L, 3-2
9/14	Xavier	L, 3-1
9/17	at Kentucky	L, 3-0
9/20	vs. Western Kentucky\$	L, 3-2
9/21	at Wright State\$	L, 3-0
9/21	vs. Western Illinois\$	W, 3-1
9/28	Butler	L, 3-1
10/1	at Dayton	W, 3-1
10/3	Indiana State	L, 3-1
10/4	at UAB*	L, 3-0
10/8	at Ohio	L, 3-1
10/12	Memphis*	L, 3-1
10/15	at Eastern Kentucky	L, 3-2
10/18	at Saint Louis*	W, 3-1
10/19	at Louisville	L, 3-0
10/22	Miami (OH)	L, 3-0
10/29	Wright State	L, 3-1
11/1	Marquette*	W, 3-0
11/2	Valparaiso	L, 3-0
11/2	DePaul*	L, 3-0
11/5	Louisville	L, 3-0
11/8	at Akron	L, 3-1
11/9	at Toledo	L, 3-2
11/11	Evansville	W, 3-0
11/16	West Virginia	L, 3-0

Great Midwest Tournament
 11/22 vs. Marquette W, 3-1
 11/22 vs. DePaul L, 3-0
 11/23 at Memphis L, 3-0

1992 (10-22, 4-6 Great Midwest)

9/1	Ohio State	L, 3-0
9/4	at Valparaiso#	L, 3-0
9/5	vs. New Orleans#	L, 3-0
9/5	vs. Baylor#	L, 3-0
9/11	vs. Northeastern Illinois\$	L, 3-2
9/12	vs. Duquesne\$	W, 3-0
9/12	at Eastern Michigan\$	W, 3-1
9/18	at Iowa%	L, 3-0
9/19	vs. Wis.-Milwaukee%	W, 3-0
9/19	vs. Saint Louis%	W, 3-0
9/22	at Xavier	L, 3-0
9/26	Toledo	L, 3-1
9/29	Dayton	L, 3-0
10/2	at Memphis*	L, 3-0
10/3	UAB*	L, 3-1
10/4	at Evansville	L, 3-0
10/10	at Saint Louis*	W, 3-1

10/13	Wright State	L, 3-0
10/16	Memphis*	W, 3-1
10/17	at UAB*	L, 3-0
10/23	Marquette*	W, 3-2
10/24	DePaul*	L, 3-0
10/27	at Miami (OH)	L, 3-0
10/30	at Marquette*	L, 3-0
10/31	at DePaul*	L, 3-0
11/1	at Loyola (Ill.)	L, 3-0
11/4	Ohio	L, 3-0
11/6	Saint Louis*	W, 3-1
11/10	Butler	L, 3-0
11/13	Eastern Kentucky	W, 3-2

Great Midwest Tournament
 11/20 vs. Saint Louis W, 3-0
 11/21 at DePaul L, 3-0

* - Great Midwest Conference Match; # - Valparaiso Invitational; \$ - Eastern Michigan Invitational; % - Iowa Invitational



Mike Lingenfelter
 Five seasons
 1986-87, 1993-95
 101-64, .612

1993 (12-21, 4-9 Great Midwest)

9/1	at Eastern Michigan	L, 3-1
9/3	vs. Kent State#	L, 3-1
9/4	vs. Cleveland State#	W, 3-0
9/4	at Toledo#	L, 3-0
9/10	vs. Kent State\$	W, 3-1
9/11	at Ohio\$	L, 3-1
9/11	vs. East Tennessee St.\$	W, 3-0
9/17	vs. North Carolina St.%	L, 3-0
9/18	vs. American%	L, 3-2
9/18	at West Virginia%	W, 3-2
9/21	at Eastern Kentucky	W, 3-1
9/24	vs. MO-Kansas City^	W, 3-0
9/25	at Northeastern Illinois^	L, 3-0
9/25	vs. Evansville^	W, 3-1
9/28	Morehead State	W, 3-2
10/1	Marquette*	L, 3-1
10/2	DePaul*	L, 3-0
10/5	at Butler	L, 3-1
10/8	Saint Louis*	W, 3-0
10/9	Buffalo	L, 3-2
10/12	at Dayton*	L, 3-0
10/15	at UAB*	L, 3-1
10/16	at Memphis*	L, 3-0
10/19	Miami (OH)	L, 3-2
10/22	at Marquette*	W, 3-2
10/23	at DePaul*	L, 3-0
10/26	at Wright State	L, 3-0
10/29	UAB*	L, 3-0
10/30	Memphis*	W, 3-2
11/2	Dayton*	L, 3-0
11/6	at Saint Louis*	W, 3-1
11/12	Xavier	L, 3-1

Great Midwest Tournament
 11/19 at UAB L, 3-0

* - Great Midwest Conference Match; # - Toledo Tournament; \$ - Ohio Tournament; % - West Virginia Tournament; ^ - Northeastern Illinois Tournament

1994 (19-13, 8-4 Great Midwest)

9/2	vs. Buffalo#	W, 3-2
9/3	vs. St. Bonaventure#	W, 3-1
9/3	at Niagara#	W, 3-0
9/4	vs. Canisius#	W, 3-0
9/4	vs. Duquesne#	W, 3-0

9/6	at Middle Tennessee St.	W, 3-0
9/7	at Tennessee State	W, 3-0
9/9	vs. Niagara\$	W, 3-0
9/10	at Akron\$	L, 3-0
9/10	vs. NE Illinois\$	W, 3-0
9/16	vs. Temple%	L, 3-0
9/17	at American%	L, 3-0
9/17	vs. Eastern Washington%	L, 3-0
9/20	at Morehead State	L, 3-1
9/23	Arkansas	W, 3-1
9/27	Wright State	L, 3-1
9/30	at Marquette*	W, 3-0
10/1	at DePaul*	W, 3-0
10/7	at Murray State	W, 3-1
10/8	at Saint Louis*	W, 3-2
10/11	Dayton*	L, 3-2
10/14	UAB*	W, 3-2
10/15	Memphis*	L, 3-0
10/21	Marquette*	W, 3-2
10/22	DePaul*	L, 3-1
10/28	at UAB*	W, 3-1
10/29	at Memphis*	L, 3-2
11/1	at Dayton*	W, 3-1
11/4	at Louisville	L, 3-0
11/5	Saint Louis*	W, 3-0
11/15	at Xavier	L, 3-0

Great Midwest Tournament
 11/18 vs. DePaul L, 3-0

* - Great Midwest Conference Match; # - Niagara Invitational; \$ - Zip Invitational; % - American University Classic

1995 (27-7, 8-4 Conference USA)

9/1	vs. Duquesne#	W, 3-0
9/2	at Towson#	W, 3-0
9/2	vs. East Carolina#	W, 3-0
9/2	vs. Rutgers#	W, 3-0
9/5	at Chattanooga	W, 3-1
9/6	at Tennessee State	W, 3-0
9/8	vs. West Virginia\$	W, 3-2
9/8	vs. Wis.-Milwaukee\$	W, 3-0
9/9	at Western Michigan\$	L, 3-0
9/12	Morehead State	W, 3-0
9/15	vs. UNC Wilmington%	W, 3-0
9/15	vs. Mercer%	W, 3-0
9/16	vs. Tennessee Tech%	W, 3-0
9/23	LaSalle	W, 3-0
9/26	at Wright State	L, 3-1
9/29	at Saint Louis*	L, 3-0
10/3	Xavier	W, 3-1
10/6	at Marquette*	W, 3-2
10/7	at Chicago State	W, 3-0
10/8	at DePaul*	W, 3-0
10/13	UAB*	W, 3-0
10/15	South Florida*	L, 3-1
10/17	at Ohio	W, 3-1
10/20	at Tulane*	L, 3-2
10/22	at Southern Miss*	W, 3-1
10/27	Memphis*	W, 3-1
10/29	Louisville*	L, 3-0
11/1	Eastern Kentucky	W, 3-0
11/5	at Charlotte*	W, 3-0
11/7	at Marshall	W, 3-0
11/10	Marquette*	W, 3-0
11/12	DePaul*	W, 3-0
11/17	vs. Tulane +	W, 3-1
11/18	at No. 25 Louisville +	L, 3-1

* - Conference USA Match; # - Towson Labor Day Classic; \$ - Bronco Tournament; % - Catamount Classic; + - Conference USA Tournament



Katie McFarland
 One season
 1996
 25-10, .714

1996 (25-10, 10-4 C-USA)

8/30	vs. Georgia Tech#	L, 3-1
8/31	at Kentucky#	L, 3-2
8/31	vs. Miami (OH)#	L, 3-2
9/3	Toledo	W, 3-0
9/6	vs. Temple\$	W, 3-1
9/7	at Auburn\$	L, 3-0
9/7	vs. Alabama State\$	W, 3-0
9/13	vs. Fairfield%	W, 3-0
9/13	at Rutgers%	W, 3-0
9/14	vs. Lehigh%	W, 3-0
9/14	vs. Hartford%	W, 3-0
9/17	at Morehead State	W, 3-1
9/20	at Boston College^	W, 3-0
9/20	vs. Bucknell^	W, 3-0
9/21	vs. Dartmouth^	W, 3-0
9/21	vs. Providence^	W, 3-0
9/24	at Xavier	W, 3-0
9/28	Cleveland State	W, 3-0
9/29	Saint Louis*	W, 3-1
10/4	DePaul*	W, 3-0
10/6	Marquette*	W, 3-0
10/11	at South Florida*	L, 3-1
10/13	at UAB*	W, 3-0
10/18	Southern Miss*	W, 3-0
10/20	Tulane*	W, 3-0
10/23	at Eastern Kentucky	W, 3-1
10/27	at Memphis*	W, 3-1
11/1	Charlotte*	W, 3-1
11/3	Houston*	L, 3-2
11/8	at DePaul*	W, 3-0
11/10	at Marquette*	W, 3-1
11/13	at No. 19 Louisville*	L, 3-0
11/16	at Saint Louis*	L, 3-2
11/17	Valparaiso	L, 3-2
11/22	vs. Saint Louis +	L, 3-2

* - Conference USA Match; # - Kentucky Invitational; \$ - Auburn Invitational; % - Rutgers Invitational; ^ - Boston College Eagle Classic; + - Conference USA Tournament



Laura Alford
 Three seasons
 1997-99
 70-32, .686

1997 (21-13, 12-4 C-USA)

8/29	vs. New Mexico#	L, 3-1
8/30	at No. 10 Pacific#	L, 3-0
8/30	vs. Sacramento State#	L, 3-0
9/5	at Loyola (Ill.)\$	W, 3-0
9/6	vs. Northern Iowa\$	L, 3-1
9/6	vs. SE Missouri\$	W, 3-2
9/8	Western Kentucky	W, 3-0
9/12	vs. Indiana%	L, 3-1
9/13	at Marshall%	W, 3-2
9/13	vs. Virginia%	L, 3-1
9/15	Chicago State	W, 3-0
9/19	Louisville*	L, 3-0
9/26	at Marquette*	W, 3-1
9/28	at DePaul*	W, 3-1
9/30	Xavier	L, 3-2
10/3	Southern Miss*	W, 3-1
10/5	Tulane*	W, 3-0
10/7	Belmont	W, 3-0

YEAR-BY-YEAR RESULTS

10/10	Saint Louis*	W, 3-2
10/12	Charlotte*	W, 3-2
10/14	Morehead State	L, 3-0
10/17	at Houston*	L, 3-2
10/19	at South Florida*	L, 3-0
10/24	at Memphis*	W, 3-1
10/26	UAB*	W, 3-0
10/31	at Louisville*	L, 3-1
11/1	Fairfield	W, 3-0
11/7	DePaul*	W, 3-0
11/9	Marquette*	W, 3-1
11/14	at Charlotte*	W, 3-1
11/16	at Saint Louis*	W, 3-1
11/21	vs. Southern Miss +	W, 3-0
11/22	vs. Tulane +	W, 3-0
11/23	at Houston +	L, 3-1

* - Conference USA Match; # - NIKE/University of Pacific Invitational; \$ - Kaepa/Loyola (Ill.) Invitational; % - Radisson/Marshall Tournament; + - Conference USA Tournament

1998 (21-12, 12-4 C-USA)

9/4	vs. Tennessee State#	W, 3-0
9/5	vs. Northern Illinois#	L, 3-0
9/5	at Dayton#	L, 3-2
9/8	at Morehead State	W, 3-2
9/11	vs. Loyola (Md.)\$	W, 3-0
9/12	vs. New Orleans\$	W, 3-1
9/12	at No. 21 San Diego\$	L, 3-0
9/15	at No. 23 Louisville*	L, 3-1
9/18	vs. George Mason%	W, 3-1
9/18	vs. Idaho%	L, 3-2
9/19	vs. UNLV%	W, 3-2
9/19	at North Carolina%	L, 3-0
9/22	at Xavier	L, 3-1
9/25	at DePaul*	W, 3-0
9/27	at Marquette*	W, 3-1
10/2	USF*	L, 3-2
10/4	Houston*	W, 3-0
10/6	Western Kentucky	W, 3-0
10/9	Saint Louis*	W, 3-2
10/11	Charlotte*	W, 3-0
10/13	Eastern Kentucky	W, 3-0
10/16	Memphis*	W, 3-2
10/18	at UAB*	W, 3-0
10/23	at Southern Miss*	L, 3-2
10/25	at Tulane*	W, 3-0
10/30	Marquette*	W, 3-0
11/1	DePaul*	W, 3-1
11/6	No. 25 Louisville*	L, 3-1
11/8	Butler	L, 3-2
11/13	at Charlotte*	W, 3-1
11/15	at Saint Louis*	W, 3-1
11/20	vs. Southern Miss +	W, 3-2
11/21	vs. USF +	L, 3-2

* - Conference USA Match; # - Dayton Flyer First Serve Invitational; \$ - San Diego Tournament; % - NIKE Carolina Classic; + - Conference USA Tournament

1999 (28-7, 13-3 C-USA)

9/1	Xavier	L, 3-2
9/7	Dayton	W, 3-0
9/10	vs. Tennessee State#	W, 3-0
9/10	vs. Murray State#	W, 3-0
9/11	vs. Cleveland State#	W, 3-0
9/11	at Ohio#	W, 3-1
9/14	Louisville*	W, 3-0
9/17	at Kent State\$	W, 3-1
9/18	vs. No. 11 UCLA\$	L, 3-0
9/18	at Kent State\$	W, 3-0

9/21	at Miami (OH)	W, 3-1
9/24	at Saint Louis*	W, 3-1
9/26	at Charlotte*	L, 3-0
9/28	Eastern Kentucky	W, 3-0
10/1	DePaul*	W, 3-1
10/3	Marquette*	W, 3-1
10/8	at Southern Miss*	W, 3-0
10/10	Tulane*	W, 3-0
10/12	Wright State	W, 3-1
10/15	at UAB*	W, 3-0
10/17	at Memphis*	W, 3-0
10/20	Western Kentucky	W, 3-0
10/23	at Louisville*	L, 3-0
10/29	Charlotte*	W, 3-1
10/31	Saint Louis*	W, 3-1
11/5	at Marquette*	L, 3-2
11/7	at DePaul*	W, 3-1
11/12	Houston*	W, 3-0
11/14	USF*	W, 3-0
11/19	at USF +	W, 3-1
11/20	vs. DePaul +	W, 3-2
11/21	vs. Louisville +	W, 3-1
11/27	vs. Colgate&	W, 3-0
11/28	at No. 7 Long Beach St.&	L, 3-0

NCAA Tournament

12/2 vs. Santa Clara L, 3-1
* - Conference USA Match; # - Ohio University Bromley Invitational; \$ - Kent Invitational; & - Long Beach State Thanksgiving Tournament; + - Conference USA Tournament



Reed Sunahara
11 seasons
2000-present
262-99, .726

2000 (24-10, 14-2 C-USA)

9/1	at Indiana#	L, 3-0
9/2	vs. Loyola (Ill)#	W, 3-0
9/2	vs. Bowling Green#	L, 3-2
9/5	at Western Kentucky	W, 3-2
9/8	vs. New Hampshire\$	W, 3-0
9/9	vs. Eastern Michigan\$	W, 3-0
9/9	at Dayton\$	W, 3-2
9/12	at Ohio State!	L, 3-0
9/15	vs. MO-Kansas City%	W, 3-2
9/16	vs. LA-Lafayette%	W, 3-1
9/16	at Northern Illinois%	L, 3-2
9/19	at Louisville*	W, 3-2
9/22	Saint Louis*	W, 3-1
9/23	Charlotte*	W, 3-0
9/29	at DePaul*	W, 3-0
9/30	at Marquette*	W, 3-0
10/3	at Wright State	W, 3-0
10/6	Southern Miss*	W, 3-0
10/8	at Tulane*	W, 3-0
10/13	UAB*	W, 3-0
10/14	Memphis*	W, 3-0
10/18	Louisville*	L, 3-0
10/21	at Wisconsin-Milwaukee	L, 3-2
10/27	at Charlotte*	W, 3-0
10/29	at Saint Louis*	W, 3-1
11/3	Marquette*	W, 3-0
11/5	DePaul*	W, 3-0
11/10	at Houston*	W, 3-2
11/12	at USF*	L, 3-2
11/17	at Charlotte +	W, 3-0
11/18	vs. Louisville +	L, 3-0
11/24	at No. 9 Florida^	L, 3-1

11/25	vs. Tennessee^	W, 3-2
NCAA Tournament		
12/1	vs. No. 20 Notre Dame	L, 3-0
!-match later forfeited by Ohio State; * - Conference USA Match; # - Indiana Hoosier Invitational; \$ - Dayton Flyer Invitational; & - Northern Illinois Huskie Invitational; ^ - Conference USA/SEC Challenge; + - Conference USA Tournament		

2001 (23-8, 14-2 C-USA)

8/31	vs. Wyoming\$	W, 3-1
9/1	at San Francisco\$	W, 3-0
9/6	vs. No. 6 USC%	L, 3-0
9/7	vs. Utah State%	L, 3-2
9/8	at No. 10 Hawaii%	L, 3-0
9/18	No. 15 Ohio State	L, 3-0
9/21	at Charlotte*	L, 3-1
9/23	at East Carolina*	W, 3-0
9/25	Western Kentucky	W, 3-1
9/28	Houston*	W, 3-1
9/29	TCU*	W, 3-1
10/5	at USF*	W, 3-0
10/7	at UAB*	W, 3-0
10/10	at No. 22 Louisville*	W, 3-2
10/12	DePaul*	W, 3-0
10/13	Marquette*	W, 3-2
10/19	at Saint Louis*	W, 3-2
10/20	at Memphis*	W, 3-0
10/25	Tulane*	W, 3-0
10/28	Southern Miss*	W, 3-0
10/30	Wright State	W, 3-1
11/2	East Carolina*	W, 3-0
11/4	at Marquette*	W, 3-0
11/9	Louisville*	L, 3-1
11/11	Wisconsin-Milwaukee	W, 3-0
11/16	vs. Memphis +	W, 3-0
11/17	vs. DePaul +	L, 3-1
11/23	vs. Dayton&	W, 3-0
11/24	vs. Xavier&	W, 3-0

NCAA Tournament

11/30 vs. Xavier# W, 3-0
12/1 at No. 10 Ohio State L, 3-1
* - Conference USA Match; \$ - Molten Golden Gate Classic; % - Aston Imua Wahine Challenge; & - Conference USA/Atlantic 10 Challenge; + - Conference USA Tournament

2002 (23-9, 11-2 C-USA)

8/30	vs. Cal Poly-SLO\$	L, 3-2
8/31	at No. 25 Notre Dame\$	L, 3-0
9/1	vs. Wis.-Milwaukee\$	W, 3-0
9/3	Miami (OH)	W, 3-0
9/6	at Michigan	L, 3-1
9/10	at Western Kentucky	L, 3-0
9/13	vs. Central Michigan%	L, 3-1
9/14	vs. Austin Peay%	W, 3-0
9/14	at Wright State%	W, 3-0
9/20	vs. Gonzaga&	W, 3-0
9/21	vs. Nevada&	W, 3-1
9/21	at No. 25 Colorado State&	W, 3-0
9/27	at Louisville*	L, 3-2
10/4	at DePaul*	W, 3-0
10/5	at Marquette*	W, 3-2
10/11	at Eastern Kentucky	W, 3-0
10/13	George Mason	W, 3-0
10/18	East Carolina*	W, 3-0
10/20	Charlotte*	W, 3-0
10/25	at Tulane*	W, 3-1
10/26	at Southern Miss*	W, 3-1
11/1	Memphis*	W, 3-1

11/2	Saint Louis*	W, 3-0
11/8	at TCU*	W, 3-1
11/10	at Houston*	W, 3-0
11/15	USF*	L, 3-0
11/17	UAB*	W, 3-0
11/23	vs. Charlotte +	W, 3-0
11/24	vs. USF +	L, 3-1
11/29	at Dayton#	W, 3-1
11/30	vs. Xavier#	W, 3-0

NCAA Tournament

12/6 vs. Arizona State L, 3-2
* - Conference USA Match; \$ - Shamrock Invitational; % - Raider Challenge; & - Coors Classic; # - Conference USA/Atlantic 10 Challenge; + - Conference USA Tournament

2003 (27-6, 12-1 C-USA)

8/29	vs. Missouri State\$	W, 3-1
8/29	vs. George Washington\$	L, 3-1
8/30	vs. Fairfield\$	W, 3-0
8/30	at George Mason\$	W, 3-1
9/5	Marshall%	W, 3-0
9/6	Butler%	W, 3-0
9/6	New Mexico State%	W, 3-0
9/9	Wright State	W, 3-1
9/12	at Miami (OH)&	W, 3-0
9/13	vs. Hofstra&	W, 3-0
9/16	Western Kentucky	W, 3-0
9/19	vs. Brown#	W, 3-0
9/20	vs. Robert Morris#	W, 3-0
9/20	at No. 11 Penn State#	L, 3-1
9/23	at Dayton	W, 3-0
10/3	Marquette*	W, 3-1
10/5	DePaul*	W, 3-0
10/7	Eastern Kentucky	W, 3-0
10/10	No. 17 Louisville*	W, 3-0
10/17	at Charlotte*	W, 3-1
10/18	at East Carolina*	W, 3-0
10/24	Southern Miss*	W, 3-0
10/26	Tulane*	W, 3-2
10/31	at Saint Louis*	W, 3-0
11/1	at Memphis*	W, 3-1
11/7	Houston*	W, 3-1
11/8	TCU*	W, 3-0
11/14	at UAB*	W, 3-0
11/15	at USF*	L, 3-1
11/22	vs. Houston +	L, 3-1
11/28	vs. Ball State!	W, 3-0
11/29	vs. Western Michigan!	L, 3-1

NCAA Tournament

12/4 vs. UCF L, 3-2
* - Conference USA Match; \$ - Patriot Invitational; % - Bearcat Invitational; & - Miami Invitational; # - Penn State Classic; ! - Conference USA/MAC Challenge; + - Conference USA Tournament

2004 (22-11, 10-3 C-USA)

9/3	Bradley\$	W, 3-0
9/4	UMBC\$	W, 3-0
9/4	Kent State\$	W, 3-0
9/7	Miami (OH)	W, 3-0
9/10	vs. Washington State%	W, 3-1
9/11	at No. 22 Loyola Marymount%	L, 3-0
9/11	vs. Miami (FL)%	L, 3-1
9/17	vs. Marshall&	L, 3-2
9/18	vs. Virginia&	L, 3-1
9/18	at Wisconsin&	L, 3-0
9/20	at No. 11 Minnesota	L, 3-0
9/25	at Butler	W, 3-1
9/28	IUPUI	W, 3-0



YEAR-BY-YEAR RESULTS

10/1	at Marquette*	W, 3-0	2006 (22-7, 10-4 BIG EAST)			2008 (27-7, 12-2 BIG EAST)			11/8	at USF *	W, 3-0
10/2	at DePaul*	W, 3-0	8/25	Western Michigan!	W, 3-1	8/29	Wright State !	W, 3-0	11/14	Connecticut *	W, 3-0
10/5	at Western Kentucky	W, 3-1	8/26	Maine!	W, 3-0	8/30	Tennessee Tech !	W, 3-1	11/15	St. John's *	W, 3-0
10/8	UAB*	W, 3-0	8/27	No. 10 UCLA!	L, 3-1	8/31	Marshall !	W, 3-0	11/21	vs. Connecticut +	W, 3-1
10/9	USF*	W, 3-0	9/1	vs. Austin Peay\$	W, 3-0	9/4	vs. Wyoming \$	W, 3-1	11/22	vs. USF +	W, 3-0
10/12	Morehead State	W, 3-0	9/2	vs. Western Illinois\$	W, 3-0	9/6	vs. No. 12 Minnesota \$	L, 3-0	11/23	vs. Louisville +	L, 3-1
10/15	at Houston*	W, 3-1	9/2	at Bradley\$	W, 3-0	9/7	at No. 11 Hawai'i \$	L, 3-0	11/28	Miami (OH)	W, 3-0
10/16	at TCU*	L, 3-1	9/7	at Colorado%	L, 3-0	9/12	vs. Cal State Northridge ^	W, 3-0	NCAA Tournament		
10/19	at Wright State	W, 3-1	9/8	vs. Southern Miss%	W, 3-0	9/12	at Arizona State ^	L, 3-1	12/4	at Ohio State	L, 3-1
10/22	Memphis*	W, 3-2	9/9	vs. C. Connecticut%	W, 3-0	9/13	vs. Montana ^	W, 3-1	* - BIG EAST Match; \$ - Utah Classic; ! - Bearcats Invitational; ^ - Illinois State Farm Classic;		
10/24	Saint Louis*	L, 3-2	9/12	Morehead State	W, 3-1	9/19	vs. Ball State %	W, 3-0	% - Northwestern Tournament; + - BIG EAST Tournament.		
10/29	at Southern Miss*	W, 3-1	9/19	at Western Kentucky	W, 3-0	9/19	vs. George Mason %	W, 3-0	2010 (30-6, 13-1 BIG EAST)		
10/30	at Tulane*	W, 3-1	9/22	at Marquette*	L, 3-2	9/20	at Indiana %	W, 3-0	8/27	vs. Northern Colorado \$	W, 3-1
11/5	Charlotte*	W, 3-0	9/24	at Syracuse*	W, 3-1	9/23	IUPUI	W, 3-0	8/28	vs. Cal State Northridge \$	W, 3-0
11/6	East Carolina*	W, 3-0	9/29	at Connecticut*	W, 3-1	9/26	at St. John's*	L, 3-0	8/28	at San Diego State \$	L, 3-0
11/12	at No. 23 Louisville*	L, 3-0	10/1	at St. John's*	L, 3-0	9/28	at Connecticut*	L, 3-2	8/30	at UC Santa Barbara \$	W, 3-0
11/21	vs. Saint Louis +	W, 3-0	10/7	Villanova*	W, 3-0	10/3	DePaul*	W, 3-0	9/3	Kent State !	W, 3-0
11/22	vs. Marquette +	L, 3-1	10/8	Rutgers*	W, 3-0	10/5	Notre Dame*	W, 3-1	9/4	James Madison !	W, 3-0
11/26	Ohio	L, 3-1	10/14	at Louisville*	L, 3-0	10/7	Dayton	W, 3-2	9/4	Murray State !	W, 3-0
11/27	Dayton	W, 3-0	10/17	IUPUI	W, 3-0	10/10	Seton Hall*	W, 3-1	9/7	No. 16 Kentucky	W, 3-2
* - Conference USA Match; \$ - Bearcat Invitational;			10/20	Seton Hall*	W, 3-1	10/12	Villanova*	W, 3-0	9/10	at College Of Charleston #	L, 3-1
% - LMU Invitational; & - InnTowner Invitational;			10/28	Notre Dame*	W, 3-0	10/14	at Western Kentucky	W, 3-1	9/11	vs. Oregon State #	L, 3-1
+ - Conference USA Tournament			10/29	DePaul*	W, 3-0	10/18	Louisville*	W, 3-1	9/11	vs. Auburn #	W, 3-1
2005 (20-12, 9-5 BIG EAST)			10/31	Dayton	W, 3-1	10/21	Morehead State	W, 3-0	9/17	vs. No. 5 Illinois ^	W, 3-2
9/2	vs. UT-Pan American!	W, 3-0	11/3	at Pittsburgh*	L, 3-2	10/24	at Syracuse*	W, 3-2	9/18	vs. Purdue ^	W, 3-0
9/2	vs. Tulsa!	L, 3-1	11/5	at West Virginia*	W, 3-0	10/26	at Marquette*	W, 3-0	9/21	at Morehead State	W, 3-0
9/3	at New Mexico State!	L, 3-1	11/10	Georgetown*	W, 3-0	10/31	USF*	W, 3-2	9/24	Seton Hall *	W, 3-0
9/8	at No. 7 Hawaii\$	L, 3-0	11/12	USF*	W, 3-0	11/2	Georgetown*	W, 3-0	9/26	Rutgers *	W, 3-0
9/9	vs. UCLA\$	L, 3-2	11/17	Notre Dame +	L, 3-2	11/7	at West Virginia*	W, 3-0	10/1	at St. John's *	W, 3-0
9/10	vs. Cal State Northridge\$	W, 3-1	11/24	Kentucky	W, 3-2	11/9	at Pittsburgh*	W, 3-0	10/3	at Connecticut *	W, 3-0
9/15	Jacksonville State%	W, 3-0	* - BIG EAST Match; ! - State Farm Bearcats Invitational;			11/16	Rutgers*	W, 3-0	10/8	Depaul *	W, 3-0
9/16	George Washington%	W, 3-0	\$ - Radisson Hotel Invitational; % - Colorado Invitational; + - BIG EAST Tournament			11/21	vs. Pittsburgh +	L, 3-2	10/10	Notre Dame*	W, 3-0
9/16	Wis.-Milwaukee	W, 3-2	2007 (19-12, 9-5 BIG EAST)			11/28	at UAB	W, 3-0	10/16	at Louisville *	L, 3-2
9/20	at Marshall	L, 3-2	8/24	Southern Miss !	W, 3-0	NCAA Tournament			10/19	at Western Kentucky	W, 3-1
9/23	St. John's*	W, 3-1	8/25	Oakland !	W, 3-0	12/5	vs. Western Kentucky	W, 3-2	10/23	USF *	W, 3-0
9/25	Connecticut*	W, 3-1	8/25	Maryland !	W, 3-1	12/6	at #9 Illinois	L, 3-0	10/24	Georgetown *	W, 3-0
9/27	at IUPUI	W, 3-2	8/28	at Morehead State	W, 3-0	* - BIG EAST Match; ! - State Farm Bearcats Invitational; \$ - Honolulu Advertiser Volleyball Challenge; ^ - ASU Sheraton Invitational; % - TIS Bookstore Invitational; + - BIG EAST Tournament.			10/26	at IUPUI	W, 3-0
10/1	at Rutgers*	W, 3-1	8/31	at Maine \$	W, 3-0	2009 (25-11, 12-2 BIG EAST)			10/31	Villanova *	W, 3-0
10/2	at Villanova*	L, 3-0	9/1	vs TCU \$	L, 3-2	8/28	vs. UC-Riverside \$	W, 3-1	11/6	at West Virginia *	W, 3-2
10/5	Western Kentucky	W, 3-1	9/3	at Dayton Flyers	L, 3-0	8/29	vs. Arizona State \$	L, 3-2	11/7	at Pittsburgh *	W, 3-0
10/9	at Seton Hall*	W, 3-1	9/7	vs Bradley ^	W, 3-0	8/29	at No. 17 Utah \$	L, 3-2	11/12	at Syracuse *	W, 3-2
10/12	at Morehead State	W, 3-0	9/7	at Milwaukee ^	L, 3-2	9/4	Youngstown State !	W, 3-0	11/14	at Marquette	W, 3-0
10/16	No. 6 Louisville	L, 3-1	9/8	vs Virginia Tech ^	W, 3-0	9/5	College of Charleston !	W, 3-0	11/19	vs. USF +	W, 3-0
10/18	Wright State	W, 3-0	9/12	No. 2 Stanford	L, 3-0	9/8	Evansville !	W, 3-1	11/20	vs. Notre Dame +	W, 3-0
10/21	West Virginia*	W, 3-1	9/18	at IUPUI	W, 3-0	9/11	at No. 17 Kentucky	L, 3-2	11/21	vs. Louisville +	L, 3-0
10/23	Pittsburgh*	W, 3-2	9/18	at Georgetown*	W, 3-0	9/12	at No. 14 Illinois ^	L, 3-0	11/26	at Miami (OH)	W, 3-0
10/28	at DePaul*	W, 3-0	9/21	at USF*	W, 3-2	9/12	vs. No. 16 Saint Louis ^	W, 3-0	12/3	vs. Western Kentucky %	W, 3-0
10/30	at No. 7 Notre Dame*	L, 3-0	9/23	at Marquette*	W, 3-0	9/15	vs. Illinois State ^	W, 3-0	12/4	at No. 14 Illinois %	L, 3-1
11/4	at USF*	W, 3-0	9/28	Syracuse*	W, 3-0	9/18	Western Kentucky	W, 3-1	\$ - Aztec Invitational; ! - Bearcat Invitational;		
11/6	at Georgetown*	W, 3-0	9/30	Syracuse*	W, 3-0	9/18	vs. Long Island %	W, 3-0	# - Holiday Inn Classic; ^ - BIG EAST/Big Ten Challenge; * - BIG EAST Conference match; + - BIG EAST Tournament; % NCAA Tournament		
11/8	at Dayton	L, 3-1	10/2	Western Kentucky	W, 3-0	9/19	vs. Akron %	W, 3-2			
11/11	Syracuse*	L, 3-1	10/5	Connecticut*	W, 3-1	9/19	at Northwestern %	L, 3-0			
11/13	Marquette*	L, 3-0	10/7	No. 18 St. John's*	L, 3-1	9/21	at Western Michigan	L, 3-1			
11/18	vs. St. John's +	W, 3-1	10/13	at Villanova*	L, 3-2	9/25	at Villanova *	W, 3-0			
11/19	vs. No. 8 Notre Dame +	L, 3-0	10/14	at Seton Hall*	L, 3-2	9/29	at Dayton	L, 3-1			
11/26	at Kentucky	W, 3-1	10/20	at Louisville*	L, 3-1	10/3	Pittsburgh *	W, 3-1			
			10/23	at Wright State	L, 3-1	10/4	West Virginia *	W, 3-0			
			10/26	at Rutgers*	W, 3-0	10/10	at Notre Dame *	L, 3-2			
			10/26	at Rutgers*	W, 3-0	10/11	at DePaul *	W, 3-0			
			11/3	Pittsburgh*	W, 3-0	10/17	at Rutgers *	W, 3-0			
			11/4	West Virginia*	W, 3-0	10/18	at Seton Hall *	W, 3-1			
			11/9	at Notre Dame*	L, 3-1	10/23	Louisville *	W, 3-0			
			11/11	at DePaul*	W, 3-0	10/27	at Wright State	W, 3-0			
			11/16	vs Notre Dame +	L, 3-1	10/30	Marquette *	W, 3-0			
			11/23	vs Saint Mary's %	W, 3-0	11/1	Syracuse *	W, 3-1			
			11/24	at Pacific %	L, 3-2	11/6	at Georgetown *	L, 3-0			
			* - BIG EAST Match; ! - State Farm Bearcats Invitational; \$ - Maine Invitational; ^ - Panther Invitational; + BIG EAST Tournament; % - Community Bankers Classic								