



CINCINNATI

2010 FOOTBALL GAME NOTES

UC SPORTS COMMUNICATIONS: RICHARD E. LINDNER CENTER ▶ 2751 O'VARSITY WAY, SUITE 860 ▶ CINCINNATI, OH 45221-0021 ▶ GoBEARCATS.com

SCHEDULE

SEPTEMBER

4 at Fresno State (ESPN2) 10 p.m.
 11 **INDIANA STATE** (WXIX) Noon
 16 at NC State (ESPN) 7:30 p.m.
 25 **OKLAHOMA** (Paul Brown Stadium) TBA

OCTOBER

9 **MIAMI (OH)** TBA
 15 at Louisville * (ESPN) 8 p.m.
 22 **USF** * (ESPN2) 8 p.m.
 30 **SYRACUSE** * TBA

NOVEMBER

13 at West Virginia * TBA
 20 **RUTGERS** * TBA
 27 at Connecticut * TBA

DECEMBER

4 **PITTSBURGH** * (ABC, ESPN, ESPN2) TBA

*-BIG EAST game; Home games in **BOLD CAPS**, played at Nippert Stadium unless otherwise noted. All times eastern.

COACHING STAFF

BUTCH JONES (SL) Head Coach
KERRY COOMBS (SL) Assoc. HC/Special Teams Coord./DB
STEVE STRIPLING (PB) Asst. HC/Defensive Line
MIKE BAJAKIAN (PB) Offensive Coordinator/QB
TIM BANKS (PB) Co-Defensive Coordinator/DB
JOHN JANCEK (SL) Co-Defensive Coordinator/LB
JAHMILE ADDAE (SL) Running Backs
MARK ELDER (PB) Tight Ends
DON MAHONEY (SL) Offensive Line
T.J. WEIST (SL) Wide Receivers

GAMEDAY LOCATION: SL (Sideline); PB (Press Box)

ON THE AIR

TELEVISION **ESPN2**
 Beth Mowins Play-By-Play
 Trent Dilfer Analyst

RADIO **WLW (700 AM, SIRIUS 113, XM 203)**
 Tom Gelehrter Play-By-Play
 Jim Kelly Jr. Analyst
 Artrell Hawkins Sideline
 Mo Egger Host/Engineer

SPORTS COMMUNICATIONS

RYAN KOSLEN Assoc. Dir./Football Contact
 Phone: 513-497-3132
 Email: Ryan.Koslen@uc.edu
 Web: GoBEARCATS.com
 Twitter: Koz_UC | GoBEARCATS_com
 Press Box: 513-556-1010

CINCINNATI FOOTBALL

PRESENTED BY:



GAME 1: CINCINNATI (0-0) AT FRESNO STATE (0-0)

SATURDAY, SEPT. 4, 2010 ▶ 10 P.M. (ET) ▶ FRESNO, CALIF. ▶ BULLDOG STADIUM (41,031)

GAME INFORMATION

Date: Sept. 4, 2010
 Time: 10 p.m. (EST)
 Location: Fresno, Calif.
 Venue: Bulldog Stadium
 Capacity: 41,031
 Surface: Grass
 Television: ESPN2
 Live Stats: GoBEARCATS.com
 Series Record: UC leads 1-0
 In Fresno, Calif.: First meeting



CINCINNATI BEARCATS

Rankings (AP/Coaches) nr/rv
 2009 Record 12-1
 Head Coach Butch Jones
 Record at UC (Years) 0-0 (1st)



FRESNO STATE BULLDOGS

Rankings (AP/Coaches) nr/nr
 2009 Record 8-5
 Head Coach Pat Hill
 Record at FSU (Years) 100-66 (14th)

FOOTBALL OPENS UP 2010 CAMPAIGN AT FRESNO STATE

▶ The University of Cincinnati football team, back-to-back BIG EAST Conference Champions, opens up the 2010 season on the road at Fresno State. For the Bearcats, it marks the first time since 1994-95 they have opened two-straight years away from home and the fourth-straight year UC has played a game west of the Rocky Mountains (3-0). UC is 76-37-10 all-time in season openers and has won five straight lid lifters. UC squares off with Fresno State for the second-straight year after the Bearcats won a close 28-20 matchup in Nippert Stadium last year.

THE SERIES

▶ Saturday marks the second meeting between the Bearcats and Bulldogs, with UC holding a 1-0 advantage in the series.

THE COACHES

▶ **BUTCH JONES**, named the head coach at the University of Cincinnati on Dec. 16, 2009, enters his first season at the helm of the Bearcats program. Jones most recently led Central Michigan University to a pair of Mid-American Conference Championships and three-straight bowl appearances. He holds a 27-13 overall record and a 22-3 mark in league games.

▶ **PAT HILL** is 100-66 entering his 14th season at Fresno State. He is 0-1 against the Bearcats.

A LOOK AHEAD

▶ UC will face Indiana State in the home opener on Sept. 11, 2010 at Nippert Stadium. Kickoff is scheduled for noon in a game that will be televised on WXIX FOX-19.

STREAKS, STORYLINES, SIDEBARS

▶ The University of Cincinnati enters its 123rd football season with an all-time record of 547-542-51 (.502).

▶ Cincinnati (1885) is one of the five oldest programs in college football along with Rutgers (1869), Michigan (1879), Navy (1880), and Minnesota (1883).

▶ UC opens up the 2010 campaign on Sept. 4 at Fresno State and is 76-37-10 all-time in season openers.

▶ Cincinnati won its second-straight BIG EAST Conference title in 2009, earning the league's BCS bowl bid for the second time.

▶ Head coach Butch Jones enters his first season with the Bearcats after going 27-13 with two Mid-American Conference Championships in three years at Central Michigan University.

▶ UC returns 13 starters from the 2009 squad, including all-

league selections Armon Binns (WR), Ben Guidugli (TE), Alex Hoffman (OL), and Jason Kelce (OL).

▶ The defense returns four of its top six tacklers from 2009, including LB JK Schaffer (100 tackles), DB Drew Frey (64 tackles, 2 INT), DB Dominique Battle (60 tackles, 2 INT), and LB Walter Stewart (59 tackles, 8 TFL, 4.5 sacks).

▶ QB Zach Collaros, named the team's starter prior to Bearcat Bowl IV, has been named to the watch lists for the Davey O'Brien National Quarterback Award and the Manning Award.

▶ LB JK Schaffer has earned a spot on the watch list for the Bronco Nagurski Award, given annually to the nation's top defender.

▶ Cincinnati has won 18-straight regular season games dating back to the 2008 season.

MEDIA INFORMATION

SPORTS COMMUNICATIONS

Richard E. Lindner Center
Suite 860 • 2751 O'Varsity Way
Cincinnati, OH 45221-0021
Phone: 513-556-5191 • Fax: 513-556-0619

Mike Harris Asst. AD/Sports Communications
513-240-8884..... Michael.Harris@uc.edu
Ryan Koslen Assoc. Dir./Football Contact
513-497-3132..... Ryan.Koslen@uc.edu
Lara Thornton..... Associate Director
513-295-4520..... Lara.Thornton@uc.edu
Jeremy Martin Assistant Director
513-519-9792..... Jeremy.Martin@uc.edu

GOING GREEN

- ▶ Starting with the 2010 season, the University of Cincinnati will no longer print media guides.
- ▶ Complete information, including a record book/ media supplement will be made available on the football page at www.GoBEARCATS.com.

ON THE WEB

- ▶ Information on the University of Cincinnati football team is available at www.GoBEARCATS.com.
- ▶ To receive the UC updates via email, please send a request to Ryan Koslen (ryan.koslen@uc.edu).
- ▶ Information on the BIG EAST Conference and all member institutions is also available through the BIG EAST web site at www.BIGEAST.org.

UC WEEKLY MEDIA LUNCHEON

- ▶ The Bearcats hold a weekly media luncheon each Tuesday in the second floor Bob Goin Team Room of Richard E. Lindner Center.
- ▶ Lunch is served at 11:30 a.m., selected players are available for one-on-one interviews from 11:45-12:15, and head coach Butch Jones takes the podium at 12:15.

PRACTICES

- ▶ During a typical Saturday game week, media may interview players and coaches immediately following practice on either Tuesday or Wednesday.
- ▶ Practice is generally closed to the public. Anyone hoping to observe practice should contact UC Sports Communications in advance. Failure to do so may result in an individual's removal from the venue.
- ▶ During regular-season practices, unless otherwise

noted, still and television photographers will be allowed to shoot the first 20 minutes (four periods).
▶ At the conclusion of practice, head coach Butch Jones will address the media on the field.

WEB VIDEO CONTENT

- ▶ Per UC's multimedia contract with IMG College, UC coaches, players, and administrators are not permitted to take part in one-on-one interviews or feature stories that will be made available exclusively for internet distribution.

INTERNET POLICIES

- ▶ Live updating of websites, blogs, and social networking feeds is not allowed at any time during practices.

BIG EAST TELECONFERENCE

- ▶ The BIG EAST Conference will coordinate a weekly teleconference of the league's eight head football coaches, beginning Monday, Aug. 30 and continuing through the 2010 season.
- ▶ The call begins promptly at 11 a.m., with the order of schools as follows:
 - ▶ 11 a.m. Greg Schiano, Rutgers
 - ▶ 11:10 a.m. Charlie Strong, Louisville
 - ▶ 11:20 a.m. Dave Wannstedt, Pittsburgh
 - ▶ 11:30 a.m. Bill Stewart, West Virginia
 - ▶ 11:40 a.m. Randy Edsall, Connecticut
 - ▶ 11:50 a.m. Doug Marrone, Syracuse
 - ▶ **Noon Butch Jones, Cincinnati**
 - ▶ 12:10 p.m. Skip Holtz, USF

- ▶ For those who are not able to participate during the live teleconference, an archive of Monday's call will be available on the BIG EAST Web site at www.bigeast.org, normally within an hour of the call's completion.

COLLEGEPRESSBOX.COM

- ▶ CollegePressBox.com is the official media website for BIG EAST football.
- ▶ Access and download weekly game notes, statistics, media guides, and more throughout the season.
- ▶ Login information will be distributed by the conference office to accredited media.



2010 QUICK FACTS

Location Cincinnati, OH 45221
Founded 1819
Enrollment 39,667
Conference BIG EAST
Nickname Bearcats
Colors Red (PMS 186) & Black
Home Field Nippert Stadium
Surface/Capacity FieldTurf/35,000
President Dr. Gregory Williams
Director of Athletics Mike Thomas
Faculty Representative Dr. Fritz Russ

HISTORY

First Year of Football 1885
All-time Record 547-542-51 (.502)
All-time Bowl Record 6-6
Last Bowl 2010 Allstate Sugar Bowl
Last Bowl Opponent Florida (L, 51-24)

2010 TEAM INFORMATION

Basic Offense Spread
Basic Defense Multiple
Letterwinners Returning/Lost 41/17
O | D | ST 19/7 | 20/9 | 2/1
Starters Returning/Lost 13/12
O | D | ST 6/5 | 6/5 | 1/2

2009 INFORMATION

Overall Record 12-1
Home/Road/Neutral 6-0/6-0/0-1
BIG EAST Record/Finish 7-0/First
Final Ranking 8 (AP)/9 (USA Today)/3 (BCS)

COACHING STAFF

Head Coach Butch Jones
Record at UC/Years 0-0/First
Career Record/Years 27-13/3
Assoc. Head Coach/Special Teams Coord./DB Kerry Coombs
Asst. Head Coach/DL Steve Stripling
Offensive Coordinator/QB Mike Bajakian
Co-Defensive Coordinator/DB Tim Banks
Co-Defensive Coordinator/LB John Jancek
Asst. Coaches Jahmile Addae (RB), Mark Elder (TE)
..... Don Mahoney (OL), T.J. Weist (WR)
Director of Player Development Milo Austin
Asst. AD/Football Ops John Widecan
Graduate Assts. Ryan Oshnock (Def.), Brian White (Off.)
Staff Associates Roy Manning (Def.), Brandon Myles (Off.)
Administrative Coordinator Chris Spognardi
Strength & Conditioning Dave Lawson
Athletic Trainer Bob Mangine
Equipment Manager Troy Jepsen
Video Coordinator John Sells

WEEK 1 • at FRESNO STATE

SUNDAY	29	MONDAY	30	TUESDAY	31	WEDNESDAY	1	THURSDAY	2	FRIDAY	3	SATURDAY	4
No Media Availability		BIG EAST TELECONFERENCE 12-12:10 p.m. - Butch Jones		PRESS LUNCHEON 11:45-1 p.m. - Goin Team Room		PRACTICE 3:25-5:35 p.m. - Bengals Facility		No Media Availability		9:25 a.m. - Depart For Fresno, Calif. - Lindner Center Loading Docks on Stadium Drive.		GAME 11 Cincinnati at Fresno State 10 p.m. EST Bulldog Stadium	
				PRACTICE 6:50-9 p.m. - Nippert Stadium		BUTCH JONES RADIO SHOW 8-9 p.m. - Original Montgomery Inn						POSTGAME Coach Jones/players available in interview area.	

STREAKS, STORYLINES, SIDEBARS CONTINUED

- ▶ Cincinnati had its third straight 10-win season in 2009. Before 2007, Cincinnati had exactly one 10-win season (1951).
- ▶ UC's 33 wins over the past three seasons trail only Boise State (36), Florida (35), and Texas (35) among NCAA Football Bowl Subdivision teams.
- ▶ UC was No. 3 in the final BCS rankings, No. 8 in the *Associated Press* poll, and No. 9 in the *USA Today* Coaches Poll. All three final rankings are the best in school history.
- ▶ UC is 20-8-1 as a ranked team.
- ▶ Over the past two seasons, UC has spent 20 weeks ranked in the AP poll. Prior to 2008, UC had appeared in only 14 AP polls from 1936-2007.
- ▶ UC turned the ball over 10 times in 2009, the fewest turnovers in the NCAA FBS.
- ▶ UC was the last NCAA FBS team to lose a fumble in 2009. The Bearcats first lost fumble of the year occurred in the first half of the 10th game of the campaign, against West Virginia.
- ▶ UC was second in the nation in passing efficiency (161.21) despite using five different quarterbacks through the course of the season.

NATIONAL RADIO ON THE AIR

RADIO	Sports USA Radio Network
Dan Fouts	Play-By-Play
Gary Barnett	Analyst



RETURNING STATISTICAL LEADERS

PASSING

12 QB | ZACH COLLAROS
6-0, 216, Jr.-2L, Steubenville, Ohio

C	A	INT	YDS	TD
93	124	2	1,434	10



Appeared in all 13 games, making four starts at quarterback ... set UC single-season marks for completion percentage (.750) and passing efficiency (195.53) ... was 93-of-124 passing for 1,434 yards, 10 touchdowns and two interceptions ... also added 344 yards rushing on 57 attempts with four touchdowns ... led UC to a 4-0 record as a starter with a QB rating of 199.03.

RUSHING

23 RB | ISAIAH PEAD
5-11, 200, Jr.-2L, Columbus, Ohio

RSH	YDS	TD	LG	YPG
121	806	9	67	62.0



Saw action in all 13 games in 2009, making three starts ... his 6.7 yards per carry average led all BIG EAST Conference players ... gained 806 yards on 121 carries with nine touchdowns ... had a career-best 175 yards on 18 carries against West Virginia ... had four games of 75 yards rushing or more ... reached double-digit carries only six times ... also added 20 receptions for 201 yards and two touchdowns.

RECEIVING

80 WR | ARMON BINNS
6-3, 204, Sr.-3L, Pasadena, Calif.

REC	YDS	TD	LG	YPG
61	1,191	11	68	91.6



Had a breakout campaign in his first year as a starter ... started all 13 games making 61 catches for 1,191 yards and 11 touchdowns ... tallied three 100-yard receiving games, and has a touchdown reception in each of UC's last nine games ... has caught a pass in 13-straight games ... named the team's most outstanding receiver at the post-season banquet ... a Second-Team all-BIG EAST selection.

SCORING

97 K | JACOB ROGERS
6-4, 217, Sr.-3L, Warsaw, Ind.

FG	PAT	2PT	PTS	PPG
13-19	63-65	0	102	8.5



Saw action in all 13 games handling kicking, kickoff, and punting duties ... named BIG EAST Conference Special Teams Player of the Week on Oct. 19, 2009 ... was 13-of-19 on field goals with a season-long make of 47 yards in the 2010 Allstate Sugar Bowl ... was 64-of-64 on PAT attempts ... punted 43 times with a net punting average of 41.6 yards per kick ... had 23 touchbacks on kickoffs.

TACKLES

37 LB | JK SCHAFFER
6-1, 223, Jr.-2L, Cincinnati, Ohio

UA	A	TOT	TFL	INT
54	46	100	5.5	3



Entered the starting lineup for the second game of 2009 and started the final 12 games at linebacker ... second on the team with 100 tackles, ranking eighth in the BIG EAST Conference ... set a career best with 14 tackles against Illinois and added his second double-digit tackle game with 10 against Florida in the Allstate Sugar Bowl ... added 5.5 TFL, 3 INT, 3 PBU, and 1.5 sacks.

LAST TIME THEY MET ...

GAME 4 • SEPT. 26, 2009 • NIPPERT STADIUM • CINCINNATI, OHIO • ATT.: 32,910

Fresno State	20
No. 14/15 Cincinnati	28

CINCINNATI (AP) - Tony Pike was on the field just long enough to save No. 14 Cincinnati.

Pike threw three touchdown passes in a quick-strike offense that was hardly on the field, and the Bearcats held on for a 28-20 victory over a Fresno State team that ran all over them for most of the game. One big gamble made the Bulldogs (1-3) come up empty.

Facing fourth-and-2 at the Cincinnati 6-yard line to open the fourth quarter, Fresno State chose to throw. Ryan Colburn's pass was picked off by Craig Carey, and Pike put the Bearcats (4-0) in control with a 23-yard touchdown pass to Mardy Gilyard six plays later.

Gilyard also caught an 11-yard touchdown pass in another career day. The senior receiver and returner had nine catches for a career-best 177 yards, giving him eight TDs in four games.

The Bulldogs' strategy was to keep one of the nation's top offenses off the field. It nearly succeeded. Cincinnati came in averaging 48 points per game, fourth-best nationally, but was on the field for only 16:18. With Ryan Mathews grinding out the yards, the Bulldogs held the ball for 43:42.

Mathews carried a career-high 38 times for 145 yards, topping the 100-yard mark for the fourth straight game.

Cincinnati's offense had the ball for only one minute in the third quarter - a three-and-out drive that put the whole burden on the defense. Linebacker Craig Carey's first career interception on Fresno State's pivotal fourth-down pass helped seal the win.

The Bearcats' no-huddle offense needed only 2:12, 1:43, 2:53 and 1:45 to zip down the field for its touchdowns, giving the defense little rest.

TEAM STATISTICS	FSU	UC
FIRST DOWNS	25	15
YARDS RUSHING	290	57
YARDS PASSING	153	300
Comp-Att-Int	16-27-1	18-26-0
TOTAL YARDS	443	357
Fumbles: No-Lost	0-0	2-0
Penalties: No-Yards	5-45	2-9
Punts-Yards	2-100	3-134
Punt Ret: No-Yds-TD	3 (-6)	0-0
KO Ret: No-Yds-TD	3-77-0	3-49-0
INT: No-Yds-TD	0-0-0	1-21-0
Fum. Ret: No-Yds-TD	0-0-0	0-0-0
Third-Down	12-20	4-7
Possession Time	43:42	16:18
Sacks By: No-Yds	1-7	0-0
Field Goals	2-2	0-0

GAME 4 • SCORE BY QUARTERS

	1	2	3	4	F
Fresno State	3	14	0	3	20
No. 14/15 Cincinnati	14	7	0	7	28

SCORING SUMMARY

FIRST QUARTER

12:48	UC	Guidugli 33-yard pass from Pike (Rogers kick)	7-77; 2:12
07:47	FSU	Goessling 36-yard field goal	11-55; 4:55
05:58	UC	Gilyard 11-yard pass from Pike (Rogers kick)	5-71; 1:43

SECOND QUARTER

11:48	FSU	Mathews 1-yard run (Goessling kick)	12-85; 5:39
08:55	UC	Pead 1-yard run (Rogers kick)	9-80; 2:53
00:07	FSU	Hamler 21-yard pass from Colburn (Goessling kick)	17-80; 8:48

FOURTH QUARTER

13:09	UC	Gilyard 23-yard pass from Pike (Rogers kick)	6-71; 1:45
08:09	FSU	Goessling 49-yard field goal	10-48; 5:00

RUSHING: Fresno State-Mathews, Ryan 38-145; Miller, Lonyae 10-77; Rouse, Robbie 5-50; Colburn, Ryan 4-18. Cincinnati-Pead, Isaiah 4-27; Pike, Tony 4-15; Ramsey, Jacob 4-14; Kelce, Travis 2-6; Team 2-Minus 5.

PASSING: Fresno State-Colburn, Ryan 16-27-1-153. Cincinnati-Pike, Tony 18-26-0-300.

RECEIVING: Fresno State-Hamler, Jamel 4-57; Kinter, Isaac 4-27; Mathews, Ryan 2-32; Ajitrotutu, Seyi 2-16; Miller, Lonyae 2-6; Wylie, Devon 1-13; Pascoe, Vince 1-2. Cincinnati-Gilyard, Mardy 9-177; Woods, Dj 4-53; Ramsey, Jacob 2-20; Binns, Armon 2-17; Guidugli, Ben 1-33.

A NEW ERA BEGINS ...

- ▶ Butch Jones, who was named the head coach at the University of Cincinnati on Dec. 16, 2009, enters his first season at the helm of the Bearcats program.
- ▶ Jones most recently led Central Michigan University to a pair of Mid-American Conference Championships and three-straight bowl appearances.
- ▶ At CMU, Jones continued the program's renaissance, going 27-13 over the past three seasons, including a 22-3 mark in league games, winning a pair of MAC Championships (2007, 2009), playing in three-straight bowl games, and earning a postseason ranking of No. 23 in 2009.
- ▶ Jones spent a total of 11 seasons as an assistant at the NCAA Football Bowl Subdivision level. He served as the offensive coordinator at three different schools, spanning eight seasons, and worked directly with 24 all-conference selections in 15 years as a full-time position coach.

A QUICK GLANCE AT THE 2010 SQUAD ...

- ▶ UC returns 13 starters from last year's BIG EAST Championship squad, including all-league selections Armon Binns (WR), Alex Hoffman (OL), Jason Kelce (OL), and Ben Guidugli (TE).
- ▶ The defense returns four of the top-six tacklers from the 2009 squad; linebacker JK Schaffer (100 tackles), safety Drew Frey (64 tackles, two interceptions), defensive back Dominique Battle (60 tackles, two interceptions), and linebacker Walter Stewart (59 tackles, 8.5 TFLs, 4.5 sacks).

WHAT UC RETURNS IN 2010 ...

CATEGORY	PCT. RETURNING
Starters	52% (13/25)
Letterwinners	71% (41/58)
Passing Yards	37% (1,494/4,014)
Rushing Yards	73% (1,307/1,803)
Receiving Yards	61% (2,468/4,014)
Passing Touchdowns	35% (10/29)
Rushing Touchdowns	65% (15/23)
Receiving Touchdowns	62% (24/39)
Receptions	61% (191/311)
Tackles	55% (569/1,039)
Sacks	58% (21.5/37)
Interceptions	50% (8/16)

YOUTH MOVEMENT ...

- ▶ The youngsters appear to be taking over the University of Cincinnati football team.
- ▶ The Bearcats have only 13 seniors in 2010 and feature 63 players who are at a sophomore level or below.
- ▶ On the depth chart, UC does not start a senior on the defense and have seven senior starters total with six on offense and kicker Jacob Rogers.

ROGERS NEARS TOP OF SCORING CHARTS ...

- ▶ Kicker Jacob Rogers enters the 2010 season in striking distance of UC's all-time scoring record.
- ▶ Rogers sits second with 268 career points, trailing only Jonathan Ruffin (1999-2002) who tops the list with 315 points scored.
- ▶ Rogers already holds the school marks for extra points made (148) and extra points attempted (151), and he sits second in PAT percentage (.980), points scored by kicking (268), and third in field goals made (40).

ACADEMICS STRONG IN 2010 ...

- ▶ Since arriving in Cincinnati, head coach Butch Jones has made an immediate impact, overseeing an academic quarter of great success.
- ▶ The Bearcats achieved a team GPA of 2.7 during the Winter 2010 quarter, up from a 2.4 in the Fall 2009 quarter.
- ▶ Thirty-two student-athletes achieved a GPA of 3.0 or above, including linebacker JK Schaffer who posted a 4.0 GPA.

HOME FIELD ADVANTAGE ...

- ▶ UC is 12-0 at Nippert Stadium in the past two seasons, the first time in school history the Bearcats have two-straight seasons with an unblemished home record.
- ▶ UC's 2009 average of 33,957 set a single-season mark for attendance, shattering the 2008 record of 31,964.
- ▶ In the past three seasons, UC has set three-straight attendance records and over 500,000 fans (577,006) have come through the Nippert turnstiles.

A LOOK AT THE START LIST ...

- ▶ UC returns 17 players, 11 on offense and six on defense who have earned a start during the UC careers.
- ▶ Senior OL Jason Kelce and senior WR Marcus Barnett lead the team with 26 starts apiece.
- ▶ Kelce has started 18 consecutive games, earning the team lead, while Barnett is the only player on the squad to earn a start on both the offensive and defensive sides of the ball.

PLAYER	STARTS (CONSECUTIVE)
Chazz Anderson, QB	2 (0)
Marcus Barnett, WR	26 (2)
Dominique Battle, DB	12 (9)
Armon Binns, WR	13 (13)
Camerron Cheatham, DB	1 (0)
Zach Collaros, QB	4 (0)
Drew Frey, DB	13 (11)
John Goebel, RB	3 (0)
Samuel Griffin, OL	12 (5)
Ben Guidugli, TE	26 (4)
Alex Hoffman, OL	15 (13)
Jason Kelce, OL	26 (18)
Isaiah Pead, RB	3 (2)
JK Schaffer, LB	12 (12)
Walter Stewart, LB	12 (11)
Derek Wolfe, DL	13 (13)
DJ Woods, WR	12 (8)

WOLFE LEADS THE PACK ...

- ▶ Defensive tackle Derek Wolfe enters his junior season as the leader on the defensive line.
- ▶ He made 13 starts a year ago, with 41 tackles, eight tackles for a loss, five sacks, a forced fumble, and fumble recovery.
- ▶ Wolfe had a strong offseason in the weight room and should see increased numbers due to UC's transition back to a 4-3 base defense.

SETTING THE LINE ...

- ▶ UC returns a three starters on the offensive line in LT Samuel Griffin, C Jason Kelce, and RG Alex Hoffman.
- ▶ Kelce slides over to center after playing left guard the past two seasons.
- ▶ LG Evan Davis and RT CJ Cobb will fill out the other starting spots. Cobb started one game in 2009.

BREAKING DOWN THE RECORD

▶ Below are the records and streaks for Cincinnati

	2009	STREAK	SINCE 2007
Overall	12-1	L1	34-7
Home	6-0	W12	16-2
Road/Neut.	6-1	L1	18-5
BIG EAST	7-0	W12	17-4
BIG EAST Home	3-0	W7	8-2
BIG EAST Road	4-0	W6	9-2

AROUND THE BIG EAST CONFERENCE

2009 FINAL STANDINGS

	BIG EAST		OVERALL	
#Cincinnati	7-0	1.000	12-1	.923
West Virginia	5-2	.714	9-4	.692
Pittsburgh	5-2	.714	10-3	.769
Rutgers	3-4	.429	9-4	.692
Connecticut	3-4	.429	8-5	.615
USF	3-4	.429	8-5	.615
Louisville	1-6	.143	4-8	.333
Syracuse	1-6	.143	4-8	.333

- 2009 BIG EAST Champion

2010 COMPOSITE SCHEDULE

Thursday, September 2

Pittsburgh at Utah	8:30 p.m., VERSUS
Norfolk State at Rutgers	7:30 p.m., ESPN3

Saturday, September 4

Cincinnati at Fresno State	10 p.m., ESPN2
Connecticut at Michigan	3:30 p.m., ABC
Kentucky at Louisville	3:30 p.m., ABC
Stony Brook at USF	7 p.m.
Syracuse at Akron	6 p.m., ESPN3
Coastal Carolina at West Virginia	3:30 p.m., BE Network

Saturday, September 11

Indiana State at Cincinnati	Noon, WXIX
Texas Southern at Connecticut	TBA
Eastern Kentucky at Louisville	3:30 p.m., BE Network
New Hampshire at Pittsburgh	1 p.m., ESPN3
Rutgers at Florida International	TBA
USF at Florida	TBA
Syracuse at Washington	TBA

SERIES BUSINESS

FRESNO STATE

Series Record	Cincinnati leads 1-0
At Cincinnati	Cincinnati leads 1-0
At Fresno State	—
At Neutral Sites	—
Most UC points	28 (UC 28-20, 2009)
Most Fresno State points	20 (UC 28-20, 2009)
Combined points	48 (UC 28-20, 2009)
Biggest UC win	8 (UC 28-20, 2009)
Biggest Pittsburgh win	—
Current streak	Cincinnati—1

Game-by-Game Breakdown

Year	Site	Score	Winner
09/26/09	Cincinnati	28-20	Cincinnati

NIPPERT STADIUM

GOING STREAKING ...

- ▶ UC won all of its home games in 2008 and 2009, a 12-game streak, the first time in school history the team went undefeated at Nippert Stadium in back-to-back seasons.
- ▶ The school-record streak of 15-straight wins was set during a span from Nov. 8, 1952-Nov. 13, 1954.
- ▶ Ten of the Top-12 crowds in Nippert history, including a stadium record of 35,106 against Illinois in 2009, have occurred since 2007.
- ▶ With an average of 31,964 fans in six home games in 2008, UC established a single-season attendance record, topping the 2007 average of 30,246.
- ▶ UC's 2009 average of 33,957 set a single-season mark for attendance, shattering the 2008 record of 31,964.
- ▶ Since 2007, UC has set three-straight attendance records and over 500,000 fans (577,006) have come through the Nippert turnstiles.

STREAKING AT HOME IN NON-LEAGUE PLAY ...

- ▶ UC has won 16 straight home non-conference games at Nippert Stadium, dating back to a 30-24 win over Temple in three overtimes on Sept. 20, 2003.
- ▶ UC is 10-0 on the home turf in non-conference play since the 2007 season.

SELLOUTS AT NIPPERT ...

- ▶ Including the 2009 campaign, Nippert Stadium has enjoyed a total of 21 sellouts in its lengthy history.
- ▶ Four of UC's six home games in 2009 were sellouts.
- ▶ Nippert Stadium's 12 largest crowds are listed below.

Att.	Date	Opponent	Result
35,106	11/27/09	Illinois	W, 49-36*
35,105	11/13/09	West Virginia	W, 24-21*
35,100	11/07/09	Connecticut	W, 47-45*
35,099	10/24/09	Louisville	W, 41-10*
35,098	11/22/08	Pittsburgh	W, 28-21*
35,097	11/17/07	West Virginia	L, 28-23*
35,097	10/13/07	Louisville	L, 28-24*
35,097	09/22/07	Marshall	W, 40-14*
35,097	09/02/01	Purdue	L, 19-14*
34,603	11/29/08	Syracuse	W, 30-10
32,924	10/28/00	Miami (OH)	W, 45-15
32,910	09/26/09	Fresno State	W, 28-20

*-Sellouts

NIPPERT STADIUM ...

- ▶ UC's home field, Nippert Stadium was built in 1902 and completed as a full stadium in 1923, is the second-oldest playing site in the nation for college football.
- ▶ Among NCAA FBS and FCS schools, Nippert (1923) is the nation's seventh-oldest stadium still in use, preceded by Penn's Franklin Field (1895), Harvard Stadium (1903), Georgia Tech's Bobby Dodd Stadium (1913), the Yale Bowl (1914), Cornell's Schoelkopf Stadium (1915), and Wisconsin's Camp Randall Stadium (1917).
- ▶ Head coach Butch Jones calls Nippert the 'Wrigley Field' of college football.

AN OFFENSIVE COMPARISON ...

- ▶ With head coach Butch Jones taking over the UC program entering 2010, many have wondered what that will mean for the high-octane offense Bearcats fans have seen the past several years.
- ▶ Have no fears, as Jones has kept the spread no-huddle attack, but fans will see a bit more offensive balance in 2010 as Jones and offensive coordinator Mike Bajakian will place an emphasis on offensive balance and the running game.
- ▶ Here's a look at how UC and CMU stacked up in the NCAA rankings from 2009.

UC	CATEGORY	CMU
69 (138.7)	Rushing Offense	43 (167.6)
8 (308.8)	Passing Offense	33 (255.5)
11 (447.5)	Total Offense	24 (423.1)
4 (38.6)	Scoring Offense	13 (33.9)
2 (161.21)	Passing Efficiency	14 (146.96)
120 (25:46)	Time of Possession	52 (30:21)

UC IN ELITE COMPANY ...

- ▶ With its second-straight outright league title, UC has entered an elite group among its fellow BCS members.
- ▶ The Bearcats are just the sixth school to win two or more outright BCS conference titles since 2000.
- ▶ The six BCS automatic qualifier leagues are the ACC, BIG EAST, Big Ten, Big 12, Pac-10, and SEC.

Back-To-Back BCS Outright League Titles Since 2000

Cincinnati (BIG EAST)	2008-09 (2)
Virginia Tech (ACC)	2007-08 (2)
Ohio State (Big Ten)	2006-07 (2)
Oklahoma (Big 12)	2006-08 (3)
USC (Pac-10)	2003-05 (3)
Miami (BIG EAST)	2000-02 (3)

COLLAROS NAMED TO A PAIR OF WATCH LISTS ...

- ▶ UC QB Zach Collaros (Steubenville, Ohio/Steubenville) was named to the 2010 watch lists for both the Manning Award and Davey O'Brien Award.
- ▶ He appeared in all 13 games as a sophomore, making four starts and helped lead UC to a 12-1 season and its second-straight BIG EAST Conference Championship.
- ▶ He was 93-of-124 for 1,434 yards and 10 touchdowns. Collaros also added a quarterback rating of 195.5, 344 yards rushing, and four touchdowns.
- ▶ Collaros was named BIG EAST Player of the Week on Nov. 9, 2009 after setting a league record with 555 yards of total offense (480 passing, 75 rushing) against Connecticut. He was 29-of-37 for 480 yards and one TD through the air and carried the ball 13 times for 75 yards and two touchdowns. His 480 yards passing was the fourth 400-yard passing game in school history and ranks second all-time in UC history behind Greg Cook who threw for 554 against Ohio in 1968.

SCHAFFER ON NAGURSKI WATCH LIST ...

- ▶ LB JK Schaffer has earned a spot on the watch list for the Nagurski Award, given to the nation's top defender.
- ▶ He started the final 12 games in 2009 and was second on the team with 100 tackles, ranking eighth in the BIG EAST Conference.
- ▶ Schaffer set a career best with 14 tackles against Illinois and added his second double-digit tackle game with 10 against Florida in the Allstate Sugar Bowl.
- ▶ The junior also added 5.5 TFL, 3 INT, 3 PBU, and 1.5 sacks.

PAIR OF GRAD STUDENTS ON THE 2010 SQUAD ...

- ▶ Seniors C.J. Cobb and John Goebel received their bachelor's degrees on Saturday, June 12, 2010 during the 191st Commencement of the University.
- ▶ Both will enroll in graduate school for the 2010 season.

CINCINNATI at FRESNO STATE - TEAM COMPARISONS (FINAL 2009 STATS)

CINCINNATI (12-1)

Team Statistics	UC	OPP
Points/Game	38.6	23.1
First Downs	270	267
Rushing/Game	138.7	143.8
Passing/Game	308.8	230.2
Total Offense/Game	447.5	374.0
Fumbles-Lost	11-2	12-3
Pen.-Yds/Game	63/45.3	82/51.7
Time of Possession	25:48	34:02

INDIVIDUAL LEADERS

RUSHING	Att	Net	Avg	TD	YPG
Peard	121	806	6.7	9	62.0
Ramsey	74	439	5.9	4	36.6

PASSING	C-A-I	Pct.	TD	YPG
Pike	211-338-6	62.4	29	252.0

RECEIVING	Rec	Yds	Avg	TD	YPG
Gilyard	87	1,191	13.7	11	91.6
Binns	61	888	14.6	11	68.3

DEFENSE	U-A-TT	TFL	Int.	PBU
Revels	45-64-109	4.5	1	2
Schaffer	54-46-100	5.5	3	3

FRESNO STATE (8-5)

Team Statistics	FSU	OPP
Points/Game	33.8	28.4
First Downs	275	251
Rushing/Game	228.9	214.1
Passing/Game	201.6	199.6
Total Offense/Game	430.5	413.7
Fumbles-Lost	20-14	21-7
Pen.-Yds/Game	57/39.6	69/46.0
Time of Possession	31:54	28:07

INDIVIDUAL LEADERS

RUSHING	Att	Net	Avg	TD	YPG
Mathews	278	1,808	6.6	19	150.7
Rouse	82	479	5.8	4	36.8

PASSING	C-A-I	Pct.	TD	YPG
Colburn	181-298-11	60.7	19	189.2

RECEIVING	Rec	Yds	Avg	TD	YPG
Ajirotutu	49	677	13.8	7	52.1
Hamler	37	503	13.6	5	38.7

DEFENSE	U-A-TT	TFL	Int.	PBU
Jacobs	60-46-106	8.0	1	2
Bell	45-20-65	5.0	1	0



NCAA TEAM RANKINGS

Category	UC	FSU
Rushing Offense	69	8
Passing Offense	8	79
Total Offense	11	17
Scoring Offense	4	14
Rushing Defense	61	111
Pass Efficiency Defense	59	72
Total Defense	67	98
Scoring Defense	44	84
Net Punting	98	10
Punt Returns	18	49
Kickoff Returns	2	70
Turnover Margin	13	t-109
Pass Defense	78	32
Passing Efficiency	2	20
Sacks	10	119
Tackles For A Loss	3	68
Sacks Allowed	t-16	45

UC AGAINST THE TOP-25 ...

- ▶ Since 2007, UC tops the NCAA FBS in winning percentage against top-25 teams during the regular season.
- ▶ During that span, UC is 8-2 (.800) in 10 games against ranked foes, leading Texas (.778), USC (.750), and Florida (.727). The complete list is below.

WINNING PCT. VS. TOP 25 TEAMS SINCE 2007:

(Minimum: 4 regular-season games over that span)

Cincinnati	8 – 3	.800
Texas	7 – 2	.778
USC	9 – 3	.750
Florida	8 – 3	.727
Alabama	10 – 4	.714
Oklahoma	10 – 4	.714

OUT FOR REDEMPTION ...

- ▶ Senior John Goebel is back in 2010 after a 2009 campaign marred by injuries.
- ▶ He was limited to nine games, carrying the ball only 12 times and appearing mostly on special teams.
- ▶ Goebel has 648 career rushing yards and seven touchdowns to his credit along with 28 receptions for 295 yards.

OBADIAH CHEATHAM EARNS SCHOLARSHIP ...

- ▶ Senior walk-on Obadiah Cheatham was honored during training camp as head coach Butch Jones announced he would be placed on scholarship for the 2010 season.
- ▶ Cheatham, a linebacker, is the fourth former walk-on playing in 2010 to earn a scholarship, joining Jason Kelce, Collin McCafferty, and Wesley Richardson on that list.

BINNS NAMED TO BILETNIKOFF WATCH LIST ...

- ▶ Wide receiver Armon Binns earned a spot on the watch list for the Biletnikoff Award, which recognizes the nation's top wide receiver.
- ▶ Binns was UC's second-leading receiver a year ago, grabbing 61 balls for 888 yards and tying for the team high with 11 touchdowns. He averaged 68.3 yards per game and 14.6 yards per catch.

STRONG GROUP OF WIDEOUTS ...

- ▶ Seniors Marcus Barnett, Armon Binns, and Vidal Hazelton, and junior DJ Woods will form the core of a strong group of wide receivers entering the 2010 season.
- ▶ Binns had 61 catches for 888 yards and 11 touchdowns and Woods caught 51 balls for 640 yards and four scores in 2009.
- ▶ Barnett was a freshman all-America selection and has 102 career receptions for 15 touchdowns.
- ▶ Hazelton caught 50 balls for 540 yards and four scores in 2007 at USC.

RICHARDSON EARNS SCHOLARSHIP ...

- ▶ Junior DB Wesley Richardson, after two years as a walk-on earned a scholarship on Sept. 3, 2009.
- ▶ Richardson, a junior chemistry major, represents the sixth player since 2007 to have earned a scholarship after starting as a walk-on.
- ▶ The others are Alex Daniels, Charley Howard, Jason Kelce, Collin McCafferty, and Mike Windt.
- ▶ Richardson saw action in all 13 games in 2009, making 21 tackles on defense and special teams.

GUIDUGLI ON MACKAY AWARD WATCH LIST ...

- ▶ University of Cincinnati senior tight end Ben Guidugli was named to the watch list for the 2010 John Mackey Award.
- ▶ The award, presented by the Nassau County Sports Commission, recognizes the nation's top collegiate tight end.
- ▶ Guidugli, a second-team all-BIG EAST Conference selection a year ago, was the fourth-leading receiver on the team, grabbing 27 balls for 264 yards and three touchdowns. He was also a second-team Preseason all-America selection by *Sporting News*.

NEW PRACTICE FIELDS TO DEBUT ...

- ▶ The Jefferson Avenue Sports Complex, which includes new practice fields for the Bearcats football team is scheduled to debut in early Sept. of 2010.
- ▶ The ground breaking took place on March 16, 2010 for the project with an estimated construction cost of \$15.5 million.
- ▶ The first phase of construction, completed on Sept. 1, 2010, includes a lighted 100-yard field
- ▶ The 100-yard field will also become a seasonal indoor practice facility during winter months via an air-supported "bubble" that will be inflated over the field.
- ▶ The bubble, which will be erected from late November to late February, will maintain an interior ambient temperature between 50-60 degrees.
- ▶ The complex will also help the university go green. A chilled water thermal storage tank will be installed under the shorter field to assist with the university's air conditioning systems. The storage tank will help the university realize an ongoing annual energy savings in the range of \$750,000 to \$1 million.
- ▶ The second phase of the construction process will include the addition of a second, lighted 50-yard field, bleacher seating, a press box, a scoreboard, a video/viewing tower, locker/team rooms, a training/taping room, restrooms and a plaza to connect the practice facilities with UC's Varsity Village.

LIGHTING UP THE SCOREBOARD ...

- ▶ UC scored a school-record 502 points in 2009, and made several additions to the top-10 scoring totals list.
- ▶ The Bearcats scored 70 points against Southeast Missouri State in the 2009 home opener at Nippert Stadium on Sept. 12.
- ▶ The 70-points was the third-best UC scoring output of all time, the highest point total since 2007, and the first time UC has eclipsed 70 points since 1921.
- ▶ The 70 points against SEMO also marked the top UC scoring total at Nippert Stadium in the modern era.
- ▶ Five of the 10 top UC scoring totals occurred in 2009.

TOP-10 UC SCORING TOTALS SINCE 2007

Rk.	Score	Opp.	Date
1.	70-3	Southeast Missouri State	9/12/09
2.	59-3	Southeast Missouri State	8/30/07
3.	52-23	at San Diego State	9/29/07
	52-31	at Syracuse	11/24/07
5.	49-36	Illinois	11/27/09
6.	47-45	Connecticut	11/7/09
	47-15	at Rutgers	7/7/09
	47-10	at Miami (OH)	9/15/07
9.	45-44	at Pittsburgh	12/5/09
	45-20	Miami (OH)	9/20/08

POLLING DATA

Associated Press Top 25

TEAM	RECORD	VOTES
1. Alabama (54)	0-0	1491
2. Ohio State (3)	0-0	1400
3. Boise State (1)	0-0	1336
4. Florida	0-0	1237
5. Texas (1)	0-0	1223
6. TCU	0-0	1160
7. Oklahoma (1)	0-0	1104
8. Nebraska	0-0	1033
9. Iowa	0-0	1007
10. Virginia Tech	0-0	973
11. Oregon	0-0	870
12. Wisconsin	0-0	822
13. Miami (FL)	0-0	785
14. USC	0-0	590
15. Pittsburgh	0-0	516
16. Georgia Tech	0-0	511
17. Arkansas	0-0	496
18. North Carolina	0-0	397
19. Penn State	0-0	382
20. Florida State	0-0	379
21. LSU	0-0	300
22. Auburn	0-0	296
23. Georgia	0-0	206
24. Oregon State	0-0	198
25. West Virginia	0-0	184

Other BIG EAST TEAMS Receiving Votes
Cincinnati 108, Connecticut 32.

USA TODAY Top 25

TEAM	RECORD	VOTES
1. Alabama (55)	0-0	1469
2. Ohio State (4)	0-0	1392
3. Florida	0-0	1245
4. Texas	0-0	1240
5. Boise State	0-0	1215
6. Virginia Tech	0-0	1052
7. TCU	0-0	1051
8. Oklahoma	0-0	1035
9. Nebraska	0-0	1001
10. Iowa	0-0	952
11. Oregon	0-0	940
12. Wisconsin	0-0	778
13. Miami (FL)	0-0	728
14. Penn State	0-0	508
15. Pittsburgh	0-0	492
16. LSU	0-0	476
17. Georgia Tech	0-0	455
18. North Carolina	0-0	445
19. Arkansas	0-0	438
20. Florida State	0-0	374
21. Georgia	0-0	312
22. Oregon State	0-0	263
23. Auburn	0-0	260
24. Utah	0-0	169
24. West Virginia	0-0	169

Others BIG EAST TEAMS Receiving Votes
Cincinnati 135, Connecticut 40.

UC IN THE 2009 BIG EAST/NCAA FBS RANKINGS

TEAM Category	No.	National	Conference
Rushing Offense	138.7	69	5
Passing Offense	308.8	8	1
Total Offense	447.5	11	1
Scoring Offense	38.6	4	1
Rushing Defense	143.8	61	7
Pass Efficiency Def	128.4	59	5
Total Defense	374.0	67	8
Scoring Defense	23.1	44	5
Net Punting	33.7	98	8
Punt Returns	13.0	18	1
Kickoff Returns	28.5	2	1
Turnover Margin	0.7	13	3
Pass Defense	230.2	78	6
Passing Efficiency	161.21	2	1
Sacks	2.9	10	4
Tackles For Loss	8.5	3	2
Sacks Allowed	1.2	t-16	1

INDIVIDUAL

Rushing			
Pead	62.0	79	7
Passing Efficiency			
Collaros	195.53	-	1
Pike	149.82	12	3
Total Offense			
Pike	252.6	29	1
Receptions Per Game			
Gilyard	6.9	18	1
Binns	4.7	t-69	3
Woods	4.3	t-97	6
Receiving Yards Per Game			
Gilyard	91.6	14	1
Binns	68.3	57	5
Woods	53.3	-	8
Interceptions			
Webster	0.3	t-64	t-3
Schaffer	0.2	-	t-10
Punt Returns			
Gilyard	12.6	17	1
Kickoff Returns			
Gilyard	35.0	7	1
Field Goals			
Rogers	1.0	t-68	t-5
Scoring			
Rogers	7.9	t-37	3
Gilyard	6.9	t-66	t-6
All-Purpose Runners			
Gilyard	206.9	2	1
Sacks			
Daniels	0.7	t-38	5
Tackles			
Revels	8.3	t-59	3
Tackles For A Loss			
Young	1.1	48	5
Mathews	0.9	t-81	10

A HYBRID PLAYER ...

- ▶ Playing the role of outside linebacker/defensive end, sophomore Walter Stewart had 59 tackles, 8.5 tackles for a loss, 4.5 sacks, and an interception a year ago.
- ▶ Stewart gives UC a solid edge presence and teaming with inside players Derek Wolfe and John Hughes should continue to give opposing QBs pause during 2010.

S(PEAD) KILLS ...

- ▶ Running back Isaiah Pead returns and should see an increased role in head coach Butch Jones' offense.
- ▶ He saw action in all 13 games in 2009, making three starts and leading the BIG EAST with a 6.7 YPC average.
- ▶ He gained 806 yards on 121 carries with nine touchdowns.
- ▶ Pead had a career-best 175 yards on 18 carries against West Virginia and added four yards of 75 yards rushing or more.
- ▶ He reached double-digit carries only six times and had 20 receptions for 201 yards and two touchdowns.

FREY THE OLD MAN OF THE DEFENSE ...

- ▶ Sophomore Drew Frey enters his fourth year with the UC program in 2010.
- ▶ The defensive back played in 12 games in 2009, ranking fourth on the team with 64 tackles. He also added four pass break ups, 3.5 tackles for a loss, two interceptions, and a sack.
- ▶ He missed the entire 2007 season and most of the 2008 season due to injury.
- ▶ Frey was granted an extension of eligibility request by the NCAA for the 2012-13 academic year.

ROAD WARRIORS ...

- ▶ UC has a school-record, 10-game-road-winning streak, dating back to a 40-16 loss at Connecticut on Oct. 25, 2008.
- ▶ During the 1950-51-52-53 seasons the Bearcats went 6-0-1 in road games, beating Western Michigan, Kansas State, Hardin-Simmons, Ohio, Tulsa (tie), Western Reserve, and Tulsa before falling to Marquette on Sept. 26, 1953.
- ▶ To equal UC's nine road wins over the past two season, you have to combine all of the program's road victories from 2002-2006.

CIRCLING CINCINNATI ...

- ▶ The UC football coaching staff have made it no secret that they will use Cincinnati as a recruiting base for future UC student-athletes.
- ▶ Currently, UC has 52 players on its roster from the State of Ohio, far more than any other state represented.
- ▶ Of those 52, 28 are from the greater Cincinnati area.

WOMEN'S FOOTBALL 101 RAISES RECORD AMOUNT ...

- ▶ The Fifth Annual University of Cincinnati Women's Football 101, held in June, raised nearly \$13,000 for breast cancer awareness.
- ▶ Proceeds from the event will benefit breast cancer research at the UC Barrett Cancer Center at University Hospital and its clinical, educational, and research programs. The donation is an event record and surpasses the \$8,000 raised a year ago.

SEASON TICKETS SELLING AT RECORD PACE AGAIN ...

- ▶ The UC Department of Athletics is enjoying another year of record-breaking season ticket sales.
- ▶ Sales surpassed the 20,000 mark for the first time ever,

setting the stage for a possible preseason sellout of available season tickets for Bearcats Football this fall.

- ▶ Cincinnati has established program attendance standards over the last four seasons.
- ▶ The Bearcats drew a total of 181,477 fans in 2007 before setting back-to-back regular season average records with program-best 191,788 and 203,741 clips in 2008 and 2009, respectively.

MAY MENTORSHIP PROGRAM A SUCCESS ...

- ▶ As part of the Cats in the Community program, the Bearcats held a May Mentorship event that featured bi-weekly speakers on a wide range of topics.
- ▶ The topics presented to the team included academics, safety, psychology, proper nutrition, and life skills.
- ▶ One of the highlights was NFL Vice President of Player Development Troy Vincent who presented a league-sponsored program called Pathway to the Pros.
- ▶ The program is part of an outreach effort involving the NFL and NCAA.
- ▶ One of Vincent's main points, made throughout the event was the importance of getting a degree.
- ▶ The players were warned about the potholes along the way, things as seemingly harmless as social networking to serious issues such as texting while driving, violence, alcohol, and drugs.
- ▶ Vincent also touched on the issues of conduct, image, and what made him a success at the professional level.

BEARCATS' GRADUATION RATE LEADS BCS TOP-10 ...

- ▶ The Bearcats rank atop the final 2009 Bowl Championship Series Top-10 in academic rankings, according to the latest Graduation Success Rates, released by the NCAA.
- ▶ UC checked in with a 75 percent NCAA graduation rate and a 71 percent federal government rate, the only team in the BCS top-10 to surpass the 70-percent plateau on both lists.
- ▶ The graduation rates are for student-athletes entering college in 2002-03, meaning they earned their diplomas within six years.

THREE FORMER PLAYERS TAKEN IN NFL DRAFT ...

- ▶ Three former UC student-athletes were selected over the three-day 2010 NFL draft.
- ▶ WR Mardy Gilyard was selected by the St. Louis Rams with the first pick of the fourth round and 99th pick overall.
- ▶ QB Tony Pike was chosen by the Carolina Panthers with the 35th pick in the sixth round (No. 204 overall).
- ▶ DL Ricardo Mathews went to Indianapolis with the 31st selection of the seventh round (No. 238 overall).

TWO BEARCATS SELECTED IN UFL DRAFT ...

- ▶ A pair of former University of Cincinnati football players, wide receiver Antonio Chatman and linebacker Curtis Young, were chosen by the Sacramento Mountain Lions in the 2010 United Football League Draft.
- ▶ Chatman was selected with the third pick of the sixth round and 28th selection overall. Young was taken with the fourth choice of the 10th round (49th selection overall).
- ▶ The league begins its second season on Sept. 18, 2010.

2010 CINCINNATI FOOTBALL

NOTING THE ASSOCIATED PRESS POLL ...

- ▶ UC has been ranked in the *Associated Press* poll for 20 weeks over the 2008 and 2009 seasons, reaching as high as the No. 4 spot on two occasions in 2009 – Nov. 1 and Dec. 6.
- ▶ Prior to that, the Bearcats appeared in only 14 AP polls from 1936 to 2007.

FOOTBALL WINS COMMUNITY AWARD ...

- ▶ The University of Cincinnati football team was recently honored with the Erich Kunzel Queen City Advocate Award at the Cincinnati USA Convention & Visitors Bureau's annual meeting at the Duke Energy Center.
- ▶ The award recognized the Bearcats for bringing positive media coverage to Cincinnati and the region during their record-setting 2009 season.
- ▶ UC went 12-0 during regular season, won its second-straight BIG EAST Conference Championship, and played in the 2010 Allstate Sugar Bowl against Florida, its second-straight Bowl Championship Series appearance.
- ▶ This year, the bureau renamed its Queen City Advocate Award in honor of Erich Kunzel, the late conductor of the Cincinnati Pops Orchestra.

UC ATHLETIC TRAINER HONORED ...

- ▶ UC football athletic trainer Bob Mangine recently received the prestigious American Sports Medicine Institute Career Service Award for Contributions to baseball at the 28th Annual Injuries in Baseball Conference in Birmingham, Ala. The award was presented by Dr. James Andrews.
- ▶ Mangine, entering his eighth season with the football program, also serves as the Director of Sports Therapy for Clinical Residency for NovaCare Rehabilitation.
- ▶ He was presented the award in recognition of his contributions over the last 28 years to Sports Medicine.

FORMER BEARCAT A PART OF SUPER BOWL WIN ...

- ▶ Former University of Cincinnati linebacker Troy Evans helped lead the New Orleans Saints to a 31-17 win in Super Bowl XLIV, at Sun Life Stadium in Miami, Fla.
- ▶ Evans (1999-2000), a special teams captain, called the coin toss in the Saints favor prior to kickoff.
- ▶ Evans wrapped up his third season with the Saints and eighth in the NFL. He played in all 19 games in 2009 and is one of the top special teams players on the Saints and provides veteran depth to the linebacker corps. His career totals include 146 career tackles, three fumble recoveries, and an interception.

NO DOUBLING BACK ...

- ▶ UC earned its second-consecutive outright BIG EAST Conference title in 2009.
- ▶ UC last won back-to-back league titles in 1963-1964, sharing the Missouri Valley Conference Championship in 1963, and winning the title outright in 1964.
- ▶ The last school to earn or share the BIG EAST title in two-straight seasons was West Virginia from 2003-05.

FUTURE SCHEDULES ...

- ▶ UC announced it will take on SEC foe Tennessee in 2011 and will face Virginia Tech from the ACC at FedExField in Landover, Md. in 2012.

LOOKING BACK AT 2009 ...

- ▶ The Bearcats finished the regular season with a school-best 12-0 mark and won their second consecutive BIG EAST Conference championship.
- ▶ Cincinnati was one of five unbeaten teams in the nation during the regular season.
- ▶ Unranked in preseason polls, Cincinnati's undefeated regular season catapulted the Bearcats to No. 3 in the BCS standings and earned them an invitation to the Allstate Sugar Bowl, the school's second-consecutive BCS game.
- ▶ UC set numerous school records in 2009, including those for wins (12), road wins (6), consecutive regular-season wins (18), points (502), passing yards (4,014), fewest fumbles (10), fewest fumbles lost (2), and fewest turnovers (10).
- ▶ The Bearcats had an individual top the 100-yard plateau in eight out of 13 games.
- ▶ UC was second in the nation in passing efficiency (161.21) despite using five different quarterbacks through the course of the season.
- ▶ The Bearcats ranked second nationally in kickoff returns (29.2), third in tackles for a loss (8.4), sixth in passing offense (320.3), scoring offense (39.8), and total offense (464.3), while sitting tied for eighth in sacks (2.9), and 10th in sacks allowed (0.9).
- ▶ Eleven UC student-athletes were honored as all-BIG EAST selections, including four out of five starting offensive linemen. Chris Jurek (1st), Alex Hoffman (2nd), Jason Kelce (2nd), and Linkenbach (2nd) earned all-BIG EAST honors in 2009.
- ▶ Cincinnati has won 18-straight regular season games.
- ▶ Cincinnati had its third straight 10-win season in 2009. Before 2007, Cincinnati had exactly one 10-win season (1951).
- ▶ UC's 33 wins over the past three seasons trail only Boise State (36), Florida (35), and Texas (35) among NCAA FBS teams.
- ▶ UC was No. 3 in the final BCS rankings, No. 8 in the *Associated Press* poll, and No. 9 in the *USA Today* Coaches Poll.
- ▶ Tony Pike was one of 10 finalists for the Manning Award, sponsored by the Allstate Sugar Bowl. He threw for 2,520 yards and 29 TDs, despite missing four games due to injury.
- ▶ Mardy Gilyard, the BIG EAST Conference Special Teams Player of the Year, was named to the AFCA all-America squad at wide receiver.
- ▶ Gilyard had 87 catches for 1,191 yards and 11 touchdowns.
- ▶ His 25 career TDs place him atop the UC record book.
- ▶ Gilyard closed out his career as the BIG EAST career leader in kickoff return yards (2,457) and all-purpose yards (5,697).
- ▶ UC has turned the ball over 10 times in 2009, the fewest turnovers in the NCAA Football Bowl Subdivision.
- ▶ UC was the last NCAA FBS team to lose a fumble in 2009.
- ▶ LB Andre Revels had a team-high 109 tackles.
- ▶ DE Alex Daniels had 8.5 sacks to lead the team.
- ▶ RB Isaiah Pead leads the BIG EAST and ranks in the Top-10 nationally with a 6.7 yards per carry average.
- ▶ UC ranked atop the final Bowl Championship Series Top-10 in academic rankings, with a 75 percent NCAA graduation rate and a 71 percent federal government rate, the only team in the BCS top-10 to surpass the 70-percent plateau on both lists.

BACK-TO-BACK BIG EAST CONFERENCE CHAMPIONS

BEARCATS IN THE NFL

With the NFL season nearing, the following 18 former Bearcats are on NFL rosters:

NAME	TEAM (YEARS)
Connor Barwin	Houston Texans (2)
John Bowie	Cleveland Browns (3)
Brent Celek	Philadelphia Eagles (4)
Trent Cole	Philadelphia Eagles (6)
Alex Daniels	Oakland Raiders (R)
Andre Frazier	Pittsburgh Steelers (7/IR)
Mardy Gilyard	St. Louis Rams (R)
Tyjuan Hagler	Seattle Seahawks (5)
Kevin Huber	Cincinnati Bengals (1)
Brad Jones	Baltimore Ravens (R)
Jeff Linkenbach	Indianapolis Colts (R)
Ricardo Mathews	Indianapolis Colts (3)
Haruki Nakamura	Baltimore Ravens (R)
Tony Pike	Carolina Panthers (R)
DeAngelo Smith	Cleveland Browns (1)
Brandon Underwood	Green Bay Packers (1)
Aaron Webster	Chicago Bears (R)
Mike Wright	New England Patriots (6)

NFL PEDIGREES

Cincinnati boasts two players on the roster who can lean on their fathers' backgrounds as NFL players.

- ▶ Austen Bujnoch—Son of Glenn Bujnoch, Bengals Buccaneers OL (1976-84)
- ▶ Deven Drane— Son of Dwight Drane, Bills DB (1986-91)

A FAMILY AFFAIR

This year's roster includes four Bearcats who followed in family footsteps to play for UC.

Brother Played at Cincinnati

- ▶ Austen Bujnoch— Digger (OL, 2004-07)
- ▶ Ben Guidugli— Gino (QB, 2001-04)
- ▶ Doug Pike— Tony (QB, 2007-09)

Father Played at Cincinnati

- ▶ Jared Rains—Dan (1974-77)

BEARCATS ON WATCH LISTS

Armon Binns, WR	Biletnikoff
Zach Collaros, QB	Manning, Maxwell, O'Brien
Ben Guidugli, TE	Mackey
Isaiah Pead, RB	Maxwell
JK Schaffer, LB	Nagurski

PRONOUNCIATIONS

PLAYERS

Evan Aleshire.....ale-SHY-er
 Blake Annen.....aah-NIN
 Alex Apyan.....A-pee-un
 Armon Binns.....R-mon
 Arryn Chenault.....sha-NO
 Austen Bujnoch.....BOOJ-knock
 Obadiah Cheatham.....O-ba-DIE-a
 Zach Collaras.....ko-LAH-ris
 Alex Delisi.....Duh-LEE-see
 Drew Frey.....Fry
 Dan Giordano.....GEE-or-dah-no
 John Goebel.....GO-bull
 Ben Guidugli.....Ga-DOO-lee
 Vidal Hazelton.....VEE-dahl
 Tomaz Hilton.....TOE-maz
 Jason/Travis Kelce.....KEL-see
 Eric Lefeld.....LAY-feld
 Munchie Legaux.....LE-go
 Roney Lozano.....row-NEY Iuh-ZAH-no
 Mitch Meador.....MEH-door
 Tony Miliano.....mil-eee-AH-no
 Quincy Quetant.....KAY-tont

COACHES

Jahmile Addae.....juh-MALL UH-dye
 Mike Bajakian.....buh-JAY-key-in
 Kerry Coombs.....combs
 John Jancek.....JAN-sick
 Mike Szerszen.....sir-SHIN
 T.J. Weist.....WEEST

CINCINNATI DEPTH CHART

GAME 1 • AT FRESNO STATE

OFFENSE

LT	66	Samuel Griffin	6-4	266	Sr.-2L
	77	Sean Hooley	6-9	297	So.-5Q
LG	72	Evan Davis	6-4	289	Jr.-2L
	76	Austen Bujnoch	6-5	275	Fr.-RS
C	60	Jason Kelce	6-4	280	Sr.-3L
	65	TJ Franklin	6-4	288	Jr.-5Q
RG	59	Alex Hoffman	6-7	296	Jr.-2L
	53	Randy Martinez	6-1	283	Jr.-1L
RT	70	CJ Cobb	6-4	306	Sr.-2L
	79	Andre Cureton	6-6	327	Fr.-RS
TE	19	Ben Guidugli	6-1	230	Sr.-3L
	88	Adrien Robinson	6-5	270	Jr.-2L
WR	7	Vidal Hazelton	6-3	213	Sr.-TR
	84	O.J. Woodard	6-3	219	Jr.-2L
WR	3	DJ Woods	6-0	176	Jr.-2L
	85	Marcus Barnett	6-1	173	Sr.-3L
WR	80	Armon Binns	6-3	204	Sr.-3L
	81	Tomaz Hilton	6-3	208	Jr.-2L
QB	12	Zach Collaros	6-0	216	Jr.-2L
	14	Chazz Anderson	6-1	207	Jr.-1L
RB	23	Isaiah Pead	5-11	200	Jr.-2L
	22	John Goebel	6-2	213	Sr.-3L
	10	Darrin Williams	5-7	175	So.-1L

DEFENSE

L	58	Brandon Mills	5-10	236	So.-1L
	87	Monte Taylor	6-5	258	Jr.-JC
T	95	Derek Wolfe	6-6	295	Jr.-2L
	46	Mitch Meador	6-4	248	Fr.-RS
N	40	John Hughes	6-4	303	Jr.-2L
	94	Jordan Stepp	6-1	287	Fr.-RS
E	99	Dan Giordano	6-4	253	So.-1L
	45	Rob Trigg	6-3	265	Jr.-2L
WLB	48	Maalik Bomar	6-2	213	So.-1L
	57	Obadiah Cheatham	6-2	227	Sr.-1L
MLB	37	JK Schaffer	6-1	223	Jr.-2L
	47	Colin Lozier	6-0	214	So.-1L
SLB	54	Walter Stewart	6-5	235	So.-1L
	43	Robby Armstrong	6-2	221	Sr.-1L
BC	5	Reuben Johnson	5-10	180	So.-1L
	21	Camerron Cheatham	5-9	190	So.-1L
FS	24	Wesley Richardson	6-0	200	Jr.-2L
	20	Chris Williams	6-0	182	So.-1L
SS	26	Drew Frey	6-3	200	So.-1L
	13	Pat Lambert	6-1	197	So.-1L
FC	9	Dominique Battle	6-0	182	Jr.-2L
	8	Adrian Witty	5-10	170	Fr.-HS

SPECIAL TEAMS

LS	96	Tom DeTemple	6-2	232	Jr.-1L
	60	Jason Kelce	6-4	280	Sr.-3L
H	34	Patrick O'Donnell	6-5	214	So.-5Q
	11	Brendon Kay	6-4	229	So.-5Q
PK	97	Jake Rogers	6-4	217	Sr.-3L
	14	Tony Miliano	6-2	198	Fr.-HS
P	34	Patrick O'Donnell	6-5	214	So.-5Q
	83	Danny Milligan	5-9	175	So.-5Q
KOR	7	Vidal Hazelton	6-3	213	Sr.-TR
	3	D.J. Woods	6-0	176	Jr.-2L
PR	3	D.J. Woods	6-0	176	Jr.-2L
	23	Isaiah Pead	5-11	200	Jr.-2L

NUMERICAL

No.	Name	Pos.	Ht.	Wt.	Cl./Elig.	Hometown/High School/Last School	
	1	Kenbrell Thompkins	WR	6-1	182	Jr.-JC	Miami, Fla./Northwestern/El Camino CC
	3	DJ Woods	WR	6-0	176	Jr.-2L	Strongsville, Ohio/Strongsville
+	4	Maalik Bomar	LB	6-2	213	So.-1L	Cincinnati, Ohio/Winton Woods
+	4	Munchie Legaux	QB	6-5	190	Fr.-HS	New Orleans, La./Edna Karr
	5	Reuben Johnson	DB	5-10	180	So.-1L	Lawnside, N.J./Winslow Township
	6	Jamar Howard	WR	6-4	227	Sr.-5Q	Cincinnati, Ohio/Withrow/Coll. of the Sequoias
	7	Vidal Hazelton	WR	6-3	213	Sr.-TR	Staten Island, N.Y./Hargrave Military/USC
	8	Adrian Witty	DB	5-10	170	Fr.-HS	Deerfield Beach, Fla./Deerfield Beach
	9	Dominique Battle	DB	6-0	182	Jr.-2L	Boca Raton, Fla./American Heritage
	10	Darrin Williams	RB	5-7	175	So.-1L	Detroit, Mich./Martin Luther King
+	11	Brendon Kay	QB	6-4	229	So.-5Q	Marine City, Mich./Marine City
+	11	Collin McCafferty	LB	6-2	216	Sr.-3L	Maineville, Ohio/Kings
	12	Zach Collaros	QB	6-0	216	Jr.-2L	Steubenville, Ohio/Steubenville
+	13	Cody Kater	QB	6-3	220	Fr.-HS	Montague, Mich./Montague
+	13	Pat Lambert	DB	6-1	197	So.-1L	St. Cloud, Fla./Osceola
+	14	Chazz Anderson	QB	6-1	207	Jr.-1L	Pickerington, Ohio/Central
+	14	Tony Miliano	K	6-2	198	Fr.-HS	North Bend, Ohio/Elder
	15	Montrel Church	WR	6-0	192	Fr.-HS	Southfield, Mich./Southfield-Lathrup
+	16	Will Saddler	DB	6-4	215	Fr.-RS	Columbus, Ind./Columbus East
+	16	Nick West	QB	6-2	199	Fr.-HS	Hebron, Ky./Conner
+	17	John Lloyd	P	6-2	237	Fr.-HS	Cincinnati, Ohio/CHCA
+	17	Anthony McClung	WR	6-0	165	Fr.-HS	Indianapolis, Ind./Pike
	18	Evan Aleshire	WR	6-3	192	Fr.-HS	Cincinnati, Ohio/Wyoming
	19	Ben Guidugli	TE	6-1	230	Sr.-3L	Ft. Thomas, Ky./Highlands
	20	Chris Williams	DB	6-0	182	So.-1L	Cincinnati, Ohio/Winton Woods
	21	Cameron Cheatham	DB	5-9	190	So.-1L	Kalamazoo, Mich./Central
+	22	John Goebel	RB	6-2	213	Sr.-3L	Milford, Mich./Brother Rice
+	22	Aaron Roberson	DB	5-11	184	So.-TR	Maple Hts., Ohio/Chanel/Gannon
+	23	Reuben Haley	DB	6-0	185	Jr.-5Q	Cincinnati, Ohio/Mount Healthy
+	23	Isaiah Pead	RB	5-11	200	Jr.-2L	Columbus, Ohio/Eastmoor Academy
	24	Wesley Richardson	DB	6-0	200	Jr.-2L	Columbus, Ohio/Olentangy Liberty
+	25	Arryn Chenault	DB	6-0	196	Fr.-HS	Cincinnati, Ohio/Fairfield
+	25	Adam Fearing	WR	5-9	186	So.-HS	Dayton, Ohio/Carroll
	26	Drew Frey	DB	6-3	200	So.-1L	Wilmington, Ohio/Clinton-Massie
	27	Jorian Hudson	DB	6-2	186	Fr.-HS	Cincinnati, Ohio/Roger Bacon
	28	Demitri Beal	DB	5-11	184	Fr.-HS	Pembroke Park, Fla./Chaminade-Madonna
	29	Juan Glover	WR	5-10	161	Fr.-HS	Cincinnati, Ohio/Winton Woods
	30	Isaiah Nearor	RB	5-8	190	Fr.-HS	Cincinnati, Ohio/Wyoming
+	31	Quentin Hines	RB	5-11	189	So.-1L	Detroit, Mich./Mt. Clemens
+	31	Bruce Horner	DB	6-1	171	So.-5Q	Southfield, Mich./Harrison
	32	George Winn	RB	5-11	201	Jr.-1L	Southfield, Mich./U. of Detroit Jesuit
	33	Solomon Tentman	LB	6-2	221	Fr.-HS	Cincinnati, Ohio/Roger Bacon
+	34	Deven Drane	DB	5-11	179	Fr.-HS	Plantation, Fla./Plantation
+	34	Pat O'Donnell	P	6-5	214	So.-5Q	Lakewood, Fla./Palm Beach Central
	35	Josh Russ	LB	6-5	220	Fr.-HS	Elyria, Ohio/Elyria Catholic
	36	Quincy Quetant	DB	6-2	205	So.-RS	Orlando, Fla./Timber Creek
	37	JK Schaffer	LB	6-1	223	Jr.-2L	Cincinnati, Ohio/LaSalle
	38	Brent Black	DB	6-2	206	Sr.-5Q	Cincinnati, Ohio/Lakota West
	39	Alex Delisi	LB	6-2	230	Jr.-1L	Clarkston, Mich./St. Mary's Preperatory
	40	John Hughes	DL	6-4	303	Jr.-2L	Gahanna, Ohio/Lincoln
	41	Jared Rains	RB	5-10	192	So.-5Q	Aliquippa, Pa./Hopewell
	42	Antwan Darlin	LB	6-1	200	Fr.-HS	Miami, Fla./Central
	43	Robby Armstrong	LB	6-2	221	Jr.-1L	Murrysville, Pa./Franklin Regional
	44	Corey Mason	LB	6-3	218	Fr.-HS	Cincinnati, Ohio/Elder

ALPHABETICAL

18	Evan Aleshire	WR
14	Chazz Anderson	QB
86	Blake Annen	TE
43	Robby Armstrong	LB
85	Marcus Barnett	WR
9	Dominique Battle	DB
28	Demitri Beal	DB
90	Camaron Beard	DL
80	Armon Binns	WR
38	Brent Black	DB
4	Maalik Bomar	LB
76	Austen Bujnoch	OL
21	Cameron Cheatham	DB
57	Obadiah Cheatham	LB
25	Arryn Chenault	DB
70	CJ Cobb	OL
12	Zach Collaros	QB
79	Andre Cureton	OL
42	Antwan Darling	LB
72	Evan Davis	OL
39	Alex Delisi	LB
78	Adam Dempsey	DL
96	Tom DeTemple	LS
34	Deven Drane	DB
25	Adam Fearing	WR
65	TJ Franklin	OL
26	Drew Frey	DB
82	Ben Gertz	WR
99	Dan Giordano	DL
29	Juan Glover	WR
22	John Goebel	RB
66	Samuel Griffin	OL
19	Ben Guidugli	TE
23	Reuben Haley	DB
59	Steve Hancock	DL
93	Brad Harrah	DL
7	Vidal Hazelton	WR
81	Tomaz Hilton	WR
92	Michael Hilty	DL
31	Quentin Hines	RB
59	Alex Hoffman	OL
77	Sean Hooley	OL
31	Bruce Horner	DB
6	Jamar Howard	WR
27	Jorian Hudson	DB
40	John Hughes	DL
5	Reuben Johnson	DB
13	Cody Kater	QB
11	Brendon Kay	QB
62	Cory Keebler	OL
60	Jason Kelce	OL
48	Travis Kelce	TE
64	Mitch Kessel	OL
13	Pat Lambert	DB
56	Eric Lefeld	OL

ALPHABETICAL

4	Munchie Legaux	QB
17	John Lloyd	P
55	Roney Lozano	DL
47	Colin Lozier	LB
53	Randy Martinez	OL
44	Corey Mason	LB
11	Collin McCafferty	LB
49	Sean McClellan	DL
17	Anthony McClung	WR
46	Mitch Meador	DL
14	Tony Miliano	K
83	Danny Milligan	WR
58	Brandon Mills	DL
30	Isaiah Nearor	RB
34	Patrick O'Donnell	P
91	Ryan Paxson	LB
23	Isaiah Pead	RB
67	Doug Pike	OL
36	Quincy Quetant	DB
41	Jared Rains	RB
89	Demetrius Richardson	TE
24	Wesley Richardson	DB
22	Aaron Roberson	DB
88	Adrien Robinson	TE
15	Montrel Church	WR
97	Jacob Rogers	K
35	Josh Russ	LB
56	Doug Ryan	LB
16	Will Saddler	DB
37	JK Schaffer	LB
75	Kevin Schloemer	OL
63	Dan Sprague	OL
94	Jordan Stepp	DL
54	Walter Stewart	LB
33	Solomon Tentman	LB
1	Kenbrell Thompkins	WR
52	Ricardo Thompson	LB
45	Rob Trigg	DL
16	Nick West	QB
20	Chris Williams	DB
10	Darrin Williams	RB
32	George Winn	RB
8	Adrian Witty	DB
95	Derek Wolfe	DL
84	Orion Woodard	WR
3	DJ Woods	WR

NUMERICAL

No.	Name	Pos.	Ht.	Wt.	Cl./Elig.	Hometown/High School/Last School
45	Rob Trigg	DL	6-3	265	Jr.-2L	Dayton, Ohio/Chaminade-Julienne
46	Mitch Meador	DL	6-4	248	Fr.-RS	Greenwood, Ind./Whiteland Community
47	Colin Lozier	LB	6-0	214	So.-1L	Cincinnati, Ohio/Colerain
48	Travis Kelce	TE	6-6	259	So.-1L	Cleveland Hts., Ohio/Cleveland Hts.
49	Sean McClellan	DL	6-4	257	Fr.-RS	Cincinnati, Ohio/Moeller
52	Ricardo Thompson	LB	6-0	229	Jr.-SQ	Cincinnati, Ohio/Withrow
53	Randy Martinez	OL	6-1	283	Jr.-1L	Teaneck, N.J./Teaneck
54	Walter Stewart	LB	6-5	235	So.-1L	Ashville, Ohio/Teays Valley
55	Roney Lozano	DL	6-3	267	Fr.-HS	Miami, Fla./American
+ 56	Eric Lefeld	OL	6-6	249	Fr.-HS	Coldwater, Ohio/Coldwater
+ 56	Doug Ryan	LB	6-0	200	Jr.-HS	Harrison, Ohio/Harrison
57	Obadiah Cheatham	LB	6-2	227	Sr.-1L	Cincinnati, Ohio/Shroder Paideia Acad.
58	Brandon Mills	DL	5-10	236	So.-1L	Cincinnati, Ohio/Colerain
+ 59	Steve Hancock	DL	6-3	236	Jr.-SQ	Sterling, Va./Potomac Falls
+ 59	Alex Hoffman	OL	6-7	296	Jr.-2L	Indianapolis, Ind./Cathedral
60	Jason Kelce	OL	6-4	280	Sr.-3L	Cleveland Hts., Ohio/Cleveland Hts.
62	Cory Keebler	OL	6-7	249	Fr.-HS	Liberty Township, Ohio/Lakota East
63	Dan Sprague	OL	6-3	287	Fr.-RS	Worthington, Ohio/Kilbourne
64	Mitch Kessel	OL	6-5	275	Fr.-RS	Bloomfield Hills, Mich./Seaholm
65	TJ Franklin	OL	6-4	288	Jr.-SQ	Maryville, Tenn./Knoxville Catholic
66	Samuel Griffin	OL	6-4	266	Sr.-2L	Englewood, N.J./Don Bosco Prep
67	Doug Pike	OL	6-2	286	Fr.-RS	Cincinnati, Ohio/Reading
70	CJ Cobb	OL	6-4	306	Sr.-2L	Jacksonville, Fla./Sandalwood
72	Evan Davis	OL	6-4	289	Jr.-2L	Cincinnati, Ohio/Colerain
75	Kevin Schloemer	OL	6-7	281	Fr.-HS	Liberty Township, Ohio/Lakota West
76	Austen Bujnoch	OL	6-5	275	Fr.-RS	Cincinnati, Ohio/Elder
77	Sean Hooey	OL	6-9	297	So.-SQ	Litchfield, Mich./Hillsdale
78	Adam Dempsey	DL	6-2	261	So.-HS	Fort Thomas, Ky./Highlands
79	Andre Cureton	OL	6-6	327	Fr.-RS	Indianapolis, Ind./Pike
80	Armon Binns	WR	6-3	204	Sr.-3L	Pasadena, Calif./Pasadena
81	Tomaz Hilton	WR	6-3	208	Jr.-2L	Youngstown, Ohio/The Rayen
82	Ben Gertz	WR	6-6	200	Fr.-HS	Cincinnati, Ohio/Reading
83	Danny Milligan	WR	5-9	175	So.-SQ	Cincinnati, Ohio/St. Xavier
84	Orion Woodard	WR	6-3	219	Jr.-2L	Pompton Lakes, N.J./Pompton Lakes
85	Marcus Barnett	WR	6-1	173	Sr.-3L	Forestville, Md./Frederick Douglass
86	Blake Annen	TE	6-5	233	Fr.-RS	Upper Arlington, Ohio/Upper Arlington
87	Monte Taylor	DL	6-5	258	Jr.-JC	Los Angeles, Calif./Washington/El Camino CC
88	Adrien Robinson	TE	6-5	270	Jr.-2L	Indianapolis, Ind./Warren Central
89	Demetrius Richardson	TE	6-2	237	So.-SQ	Marlton, N.J./Cherokee/USMAPS
90	Camaron Beard	DL	6-5	260	Fr.-HS	Indianapolis, Ind./Cathedral
91	Ryan Paxson	LB	6-6	226	Fr.-RS	Brighton, Mich./Brighton
92	Michael Hilty	DL	6-5	253	Fr.-RS	Powell, Ohio/Olentangy Liberty
93	Brad Harrah	DL	6-5	230	Fr.-HS	Marion, Ohio/Marion Pleasant
94	Jordan Stepp	DL	6-1	287	Fr.-RS	Indianapolis, Ind./Ben Davis
95	Derek Wolfe	DL	6-6	295	Jr.-2L	Lisbon, Ohio/Beaver Local
96	Tom DeTemple	LS	6-2	232	Jr.-1L	Cincinnati, Ohio/Moeller
97	Jacob Rogers	K	6-4	217	Sr.-3L	Warsaw, Ind./Warsaw
99	Dan Giordano	DL	6-4	253	So.-1L	Frankfort, Ill./Lincoln-Way East

+ - Duplicate Number



HEAD COACH BUTCH JONES

FOURTH SEASON OVERALL | FIRST AT CINCINNATI

Butch Jones, who was named the head coach at the University of Cincinnati on Dec. 16, 2009, enters his first season at the helm of the Bearcats program.

Jones most recently led Central Michigan University to a pair of Mid-American Conference Championships and three-straight bowl appearances.

Since arriving in Cincinnati, Jones has made an immediate impact, building a staff of championship-level coaches and teachers, as well as an atmosphere of competition and family, while also overseeing an academic quarter of great success. The team achieved a GPA of 2.7 during the Winter 2010 quarter, its best ever. Thirty-two student-athletes achieved a GPA at 3.0 or above.

At Central Michigan, Jones continued that program's renaissance, going 27-13 over the past three seasons, including a 22-3 mark in league games, winning a pair of MAC Championships (2007, 2009), playing in three-straight bowl games, and earning a postseason ranking of No. 23 in 2009. He is the only coach in CMU history to lead the team to consecutive bowl games and is the first in MAC history to do it in his first three seasons as head coach.

"Butch Jones has proven himself to be a championship-caliber football coach," Director of Athletics Mike Thomas said. "I am impressed by the qualities he brings to the table, his knowledge of the BIG EAST Conference, and his desire to succeed. We're proud to welcome him to the UC family."

Jones coached 32 all-MAC performers, including two-time MAC Offensive Player of the Year and 2009 MAC Vern Smith Leadership Award winner Dan LeFevour, and two-time MAC Special Teams Player of the Year Antonio Brown. Under his tutelage, 13 student-athletes earned Academic all-MAC accolades.

LeFevour had an NCAA Football Bowl Subdivision Record 148 career touchdowns (101 passing, 46 rushing and one receiving). His 101 career passing TDs, are the most in MAC history.

CMU was 22-3 against MAC opponents during Jones' tenure, including victories in the 2007 and 2009 MAC Championship Games. The Chippewas were 12-1 in MAC road games under Jones and earned two-straight wins over Big Ten teams.

In 2007, Jones became only the ninth first-year head coach to lead his team to a Mid-American Conference championship. The Chippewas' eight victories marked the second-most of any CMU coach in his debut season, and Jones was one of three first-year head coaches nationwide to coach in a bowl game.

A native of Michigan and a former offensive coordinator at CMU, Jones returned to Mount Pleasant after spending the 2005 and 2006 seasons as an assistant coach under Rich Rodriguez at West Virginia University.

Jones spent a total of 11 seasons as an assistant at the Division I-A level. He served as the offensive coordinator at three different schools, spanning eight seasons, and worked directly

with 24 all-conference selections in 15 years as a full-time position coach.

A 1990 graduate of Ferris State University where he was a two-year letterman on the football team, Jones broke into the coaching ranks while still an undergraduate by serving as intern for the Tampa Bay Buccaneers from 1987-89.

Jones, 41, and his wife Barb are the parents of three children: Alex, Adam, and Andrew.

THE BUTCH JONES FILE

PERSONAL INFORMATION

Date of Birth: Jan. 17, 1968 in Saugatuck, Mich.

High School: Saugatuck (Mich.)

Education: Ferris State (1990)

Wife: Barb

Children: Alex, Adam, Andrew


COACHING EXPERIENCE

Years	Position	Team
1987-89	Intern	Tampa Bay Buccaneers
1990-92	Graduate Assistant	Rutgers
1993-94	Offensive Coordinator	Wilkes
1995	Running Backs	Ferris State
1996-97	Offensive Coordinator	Ferris State
1998	Tight Ends	Central Michigan
1999	Wide Receivers	Central Michigan
2000	Running Backs	Central Michigan
2001-03	Offensive Coordinator	Central Michigan
2004	Running Backs	Central Michigan
2005-06	Wide Receivers	West Virginia
2007-09	Head Coach	Central Michigan
2009-	Head Coach	Cincinnati

HEAD COACH YEAR-BY-YEAR RECORD

Year	School	Overall	Conference
2007	Central Michigan	8-6	6-1 <i>MAC Champions, Motor City Bowl</i>
2008	Central Michigan	8-5	6-2 <i>Motor City Bowl</i>
2009	Central Michigan	11-2	8-0 <i>MAC Champions, Motor City Bowl</i>
TOTALS		27-13	20-3

ASSISTANT COACHES ON THE SIDELINE



JAHMILE ADDAE
Running Backs
West Virginia '05



KERRY COOMBS
Associate Head Coach
Special Teams Coordinator
Defensive Backs
Dayton '83



JOHN JANCEK
Co-Defensive Coordinator
Recruiting Coordinator
Linebackers
Grand Valley State '91



DON MAHONEY
Offensive Line
West Virginia State '93



T.J. WEIST
Wide Receivers
Alabama '88


ASSISTANT COACHES IN THE BOOTH




TIM BANKS
Co-Defensive Coordinator
Defensive Backs
Central Michigan '95



MIKE BAJAKIAN
Offensive Coordinator
Quarterbacks
Williams College (Mass.) '96



MARK ELDER
Tight Ends
Case Western Reserve '05



STEVE STRIPLING
Assistant Head Coach
Defensive Line
Colorado '76

2009 STATISTICS ...

DATE	OPPONENT	UC	OPP	ATT	BIG EAST	OVERALL
09/07	at Rutgers *	47	15	53,737	1-0	1-0
09/12	SE MISSOURI STATE	70	3	30,421	1-0	2-0
09/19	at No. 24 Oregon State	28	18	41,909	1-0	3-0
09/26	FRESNO STATE	28	20	32,910	1-0	4-0
10/03	at Miami (OH)	37	13	23,493	1-0	5-0
10/15	at No. 21 USF *	34	17	63,976	2-0	6-0
10/24	LOUISVILLE *	41	10	35,099	3-0	7-0
10/31	at Syracuse *	28	7	33,802	4-0	8-0
11/07	CONNECTICUT *	47	45	35,100	5-0	9-0
11/13	No. 23 WEST VIRGINIA *	24	21	35,105	6-0	10-0
11/27	ILLINOIS	49	36	35,106	6-0	11-0
12/05	at No. 14/15 Pittsburgh *	45	44	63,387	7-0	12-0
01/01	vs. No. 5 Florida^	24	51	65,207	7-0	12-1

* - BIG EAST Conference Game; ^ - Allstate Sugar Bowl (New Orleans, La.)

TEAM STATISTICS	Cincinnati	Opponent
SCORING	502	300
Points Per Game	38.6	23.1
FIRST DOWNS	270	267
Rushing	89	106
Passing	164	147
Penalty	17	14
RUSHING YARDAGE	1803	1869
Yards gained rushing	2057	2266
Yards lost rushing	254	397
Rushing Attempts	361	515
Average Per Rush	5.0	3.6
Average Per Game	138.7	143.8
TDs Rushing	23	20
PASSING YARDAGE	4014	2993
Comp-Att-Int	311-472-8	267-420-16
Average Per Pass	8.5	7.1
Average Per Catch	12.9	11.2
Average Per Game	308.8	230.2
TDs Passing	39	16
TOTAL OFFENSE	5817	4862
Total Plays	833	935
Average Per Play	7.0	5.2
Average Per Game	447.5	374.0
KICK RETURNS: #-Yards	54-1540	69-1410
PUNT RETURNS: #-Yards	19-247	24-264
INT RETURNS: #-Yards	16-189	8-102
KICK RETURN AVERAGE	28.5	20.4
PUNT RETURN AVERAGE	13.0	11.0
INT RETURN AVERAGE	11.8	12.8
FUMBLES-LOST	11-2	12-3
PENALTIES-Yards	63-589	82-672
Average Per Game	45.3	51.7
PUNTS-Yards	52-2074	75-3161
Average Per Punt	39.9	42.1
Net punt average	33.7	37.5
TIME OF POSSESSION/Game	25:48	34:02
3RD-DOWN Conversions	58/142	81/205
3rd-Down Pct	41%	40%
4TH-DOWN Conversions	9/13	18/27
4th-Down Pct	69%	67%
SACKS BY-Yards	37-244	15-96
TOUCHDOWNS SCORED	66	37
FIELD GOALS-ATTEMPTS	13-19	14-16
ON-SIDE KICKS	0-0	1-3
RED-ZONE SCORES	(51-58) 88%	(37-42) 88%
RED-ZONE TOUCHDOWNS	(42-58) 72%	(30-42) 71%
PAT-ATTEMPTS	(63-65) 97%	(30-32) 94%

ATTENDANCE	203741	280304
Games/Avg Per Game	6/33957	6/46717
Neutral Site Games		1/65207

SCORE BY QUARTERS	1st	2nd	3rd	4th	TOTAL
Cincinnati	124	172	94	112	502
Opponents	70	101	54	75	300

INDIVIDUAL STATISTICS

PASSING	G	Effic	Cmp-Att-Int	Pct	Yds	TD	Lng	Avg/G
PIKE, Tony	10	149.82	211-338-6	62.4	2520	29	68	252.0
COLLAROS, Zach	13	195.53	93-124-2	75.0	1434	10	81	119.5
ANDERSON, Chazz	4	129.53	5-6-0	83.3	33	0	13	8.2
KAY, Brendon	2	213.40	2-2-0	100.0	27	0	19	13.5
TOTAL	13	161.20	311-472-8	65.9	4014	39	81	308.8
OPPONENTS	13	128.38	267-420-16	63.6	2993	16	80	230.2

RUSHING	GP	Att	Gain	Loss	Net	Avg	TD	Long	Avg/G
PEAD, Isaiah	13	121	843	37	806	6.7	9	67	62.0
RAMSEY, Jacob	12	74	471	32	439	5.9	4	62	36.6
COLLAROS, Zach	12	57	371	27	344	6.0	4	75	28.7
KELCE, Travis	11	8	47	0	47	5.9	2	19	4.3
GOEBEL, John	9	12	47	6	41	3.4	0	8	4.6
WILLIAMS, D.	13	17	48	11	37	2.2	0	10	2.8
JOHNSON, Scott	7	2	35	0	35	17.5	1	33	5.0
ANDERSON, Chazz	4	8	35	8	27	3.4	0	10	6.8
KAY, Brendon	2	4	24	0	24	6.0	0	8	12.0
GILYARD, Mardy	13	5	16	0	16	3.2	1	5	1.2
WINN, George	1	5	16	4	12	2.4	0	6	12.0
PIKE, Tony	10	31	95	89	6	0.2	2	16	0.6
HINES, Quentin	3	2	6	1	5	2.5	0	6	1.7
ROGERS, Jacob	13	1	3	0	3	3.0	0	3	0.2
TOTAL	13	361	2057	254	1803	5.0	23	75	138.7
OPPONENTS	13	515	2266	397	1869	3.6	20	52	143.8

RECEIVING	G	No.	Yds	Avg	TD	Long	Avg/G
GILYARD, Mardy	13	87	1191	13.7	11	68	91.6
BINNS, Armon	13	61	888	14.6	11	81	68.3
WOODS, DJ	12	51	640	12.5	4	45	53.3
GUIDUGLI, Ben	13	27	364	13.5	3	59	28.0
PEAD, Isaiah	13	20	201	10.1	2	41	15.5
RAMSEY, Jacob	12	18	145	8.1	2	32	12.1
ALLI, Kazeem	13	12	156	13.0	2	38	12.0
ROBINSON, A.	10	10	174	17.4	1	54	17.4
BARNETT, Marcus	9	10	95	9.5	1	21	10.6
WILLIAMS, D.	13	4	14	3.5	0	5	1.1
HOWARD, Jamar	5	3	50	16.7	0	32	10.0
HOWARD, Charley	13	2	52	26.0	1	43	4.0
GOEBEL, John	9	2	12	6.0	0	9	1.3
WINN, George	1	1	19	19.0	0	19	19.0
PAYNE, Lynell	3	1	8	8.0	0	8	2.7
KELCE, Travis	11	1	3	3.0	0	3	0.3
WAUGH, Marcus	13	1	2	2.0	1	2	0.2
TOTAL	13	311	4014	12.9	39	81	308.8
OPPONENTS	13	267	2993	11.2	16	80	230.2

2009 STATISTICS ...

ALL PURPOSE	G	Rush	Rec	PR	KOR	IR	Tot	Avg/G
GILYARD, Mardy	13	16	1191	202	1281	0	2690	206.9
PEAD, Isaiah	13	806	201	0	0	0	1007	77.5
BINNS, Armon	13	0	888	0	0	0	888	68.3
WOODS, DJ	12	0	640	45	0	0	685	57.1
RAMSEY, Jacob	12	439	145	0	0	0	584	48.7
GUIDUGLI, Ben	13	0	364	0	0	0	364	28.0
COLLAROS, Zach	12	344	0	0	0	0	344	28.7
WILLIAMS, D.	13	37	14	0	245	0	296	22.8
ROBINSON, A.	10	0	174	0	0	0	174	17.4
ALLI, Kazeem	13	0	156	0	0	0	156	12.0
WEBSTER, Aaron	13	0	0	0	0	135	135	10.4
BARNETT, Marcus	9	0	95	0	14	0	109	12.1
GOEBEL, John	9	41	12	0	0	0	53	5.9
HOWARD, Charley	13	0	52	0	0	0	52	4.0
KELCE, Travis	11	47	3	0	0	0	50	4.5
HOWARD, Jamar	5	0	50	0	0	0	50	10.0
JOHNSON, Scott	7	35	0	0	0	0	35	5.0
WINN, George	1	12	19	0	0	0	31	31.0
ANDERSON, Chazz	4	27	0	0	0	0	27	6.8
KAY, Brendon	2	24	0	0	0	0	24	12.0
TOTAL	13	1803	4014	247	1540	189	7793	599.5
OPPONENTS	13	1869	2993	264	1410	102	6638	510.6

SCORING	TD	FGs	----- PATS -----					DXP	Saf	Points
			Kick	Rush	Rcv	Pass				
ROGERS, Jacob	0	13-19	63-65	0-0	0	0-0	0	0	102	
GILYARD, Mardy	15	0-0	0-0	0-0	1	0-0	0	0	92	
BINNS, Armon	11	0-0	0-0	0-0	0	0-0	0	0	66	
PEAD, Isaiah	11	0-0	0-0	0-0	0	0-0	0	0	66	
RAMSEY, Jacob	6	0-0	0-0	0-0	0	0-0	0	0	36	
COLLAROS, Zach	4	0-0	0-0	0-0	0	0-0	0	0	24	
WOODS, DJ	4	0-0	0-0	0-0	0	0-0	0	0	24	
GUIDUGLI, Ben	3	0-0	0-0	0-0	0	0-0	0	0	18	
KELCE, Travis	2	0-0	0-0	0-0	0	0-0	0	0	12	
ALLI, Kazeem	2	0-0	0-0	0-0	0	0-0	0	0	12	
PIKE, Tony	2	0-0	0-0	0-0	0	1-1	0	0	12	
WAUGH, Marcus	1	0-0	0-0	0-0	0	0-0	0	0	6	
ROBINSON, A.	1	0-0	0-0	0-0	0	0-0	0	0	6	
WILLIAMS, D.	1	0-0	0-0	0-0	0	0-0	0	0	6	
JOHNSON, Scott	1	0-0	0-0	0-0	0	0-0	0	0	6	
HOWARD, Charley	1	0-0	0-0	0-0	0	0-0	0	0	6	
BARNETT, Marcus	1	0-0	0-0	0-0	0	0-0	0	0	6	
TEAM	0	0-0	0-0	0-0	0	0-0	0	1	2	
TOTAL	66	13-19	63-65	0-0	1	1-1	0	1	502	
OPPONENTS	37	14-16	30-32	0-1	2	2-4	0	1	300	

TOTAL OFFENSE	G	Plays	Rush	Pass	Total	Avg/G
PIKE, Tony	10	369	6	2520	2526	252.6
COLLAROS, Zach	12	181	344	1434	1778	148.2
PEAD, Isaiah	13	121	806	0	806	62.0
RAMSEY, Jacob	12	74	439	0	439	36.6
ANDERSON, Chazz	4	14	27	33	60	15.0
KAY, Brendon	2	6	24	27	51	25.5
KELCE, Travis	11	8	47	0	47	4.3
GOEBEL, John	9	12	41	0	41	4.6
WILLIAMS, D.	13	17	37	0	37	2.8
JOHNSON, Scott	7	2	35	0	35	5.0
GILYARD, Mardy	13	5	16	0	16	1.2
WINN, George	1	5	12	0	12	12.0
HINES, Quentin	3	2	5	0	5	1.7
ROGERS, Jacob	13	1	3	0	3	0.2
TOTAL	13	833	1803	4014	5817	447.5
OPPONENTS	13	935	1869	2993	4862	374.0

PUNTING	No.	Yds	Avg	Long	TB	FC	I20	50+	Blkd
ROGERS, Jacob	43	1788	41.6	54	3	8	15	8	1
O'DONNELL, P.	7	265	37.9	50	0	0	2	1	0
PIKE, Tony	1	21	21.0	21	0	0	0	0	0
TOTAL	52	2074	39.9	54	3	8	17	9	1
OPPONENTS	75	3161	42.1	62	5	26	18	0	

KICKOFFS	No.	Yds	Avg	TB	OB	Retn	Net	YdLn
ROGERS, Jacob	92	6158	66.9	23	0			
TOTAL	92	6158	66.9	23	0	1410	46.6	23
OPPONENTS	60	3775	62.9	5	1	1540	35.6	34

FIELD GOALS	FGM-FGA	Pct	01-19	20-29	30-39	40-49	50+	Lg	Blk
ROGERS, Jacob	12-18	66.7	0-0	4-4	5-7	3-5	0-2	45	0

FG SEQUENCE	CINCINNATI	OPPONENTS
Rutgers	(30)	-
SEMO	-	(23)
Oregon State	31	(46),(39),(23)
Fresno State	-	(36),(49)
Miami (OH)	(42)	-
USF	(37),41,(29)	50,(50)
Louisville	51,(25),(45)	(36)
Syracuse	43	-
Connecticut	(41),(27),(34),(35)	(42)
West Virginia	34,(38)	-
Illinois	-	(39),(48),(30)
Pittsburgh	(20),55	(33)
Florida	(47)	(40),39

PUNT RETURNS	No.	Yds	Avg	TD	Long
GILYARD, Mardy	16	202	12.6	1	53
WOODS, DJ	3	45	15.0	0	27
TOTAL	19	247	13.0	1	53
OPPONENTS	24	264	11.0	1	87

INTERCEPTIONS	No.	Yds	Avg	TD	Long
WEBSTER, Aaron	4	135	33.8	0	83
SCHAFFER, JK	3	23	7.7	0	13
FREY, Drew	2	0	0.0	0	0
BATTLE, D.	2	0	0.0	0	0
REVELS, Andre	1	0	0.0	0	0
STEWART, Walter	1	-2	-2.0	0	0
JONES, D.	1	-2	-2.0	0	0
CAREY, Craig	1	21	21.0	0	21
WAUGH, Marcus	1	14	14.0	0	14
TOTAL	16	189	11.8	0	83
OPPONENTS	8	102	12.8	0	30

KICK RETURNS	No.	Yds	Avg	TD	Long
GILYARD, Mardy	42	1281	30.5	2	99
WILLIAMS, D.	8	245	30.6	1	100
THOMPSON, R.	2	0	0.0	0	0
HOWARD, Charley	1	0	0.0	0	0
BARNETT, Marcus	1	14	14.0	0	14
TOTAL	54	1540	28.5	3	100
OPPONENTS	69	1410	20.4	0	51

FUMBLE RETURNS	No.	Yds	Avg	TD	Long
JOHNSON, Reuben	1	4	4.0	0	4
TOTAL	1	4	4.0	0	4
OPPONENTS	0	0	0.0	0	0

2009 STATISTICS ...

DEFENSE	GP-GS	-----Tackles-----			TFL/Yds	-Sacks-		---Pass Def---		QBH	-Fumbles-		Blkd Kick	Saf
		Solo	Ast	Total		No-Yards	Int-Yds	BrUp	Rcv-Yds		FF			
50 REVELS, ANDRE	13-13	45	64	109	4.5-6	.	1-0	2	
37 SCHAFFER, JK	13-12	54	46	100	5.5-21	1.5-11	3-23	3	
17 WEBSTER, AARON	13-13	41	28	69	2.0-3	.	4-135	5	.	.	2	.	.	
26 FREY, DREW	12-12	39	25	64	3.5-18	1.0-6	2-0	4	1	
9 BATTLE, D.	12-12	44	16	60	4.0-10	.	2-0	4	1	.	1	.	.	
54 STEWART, WALTER	13-11	33	26	59	8.5-39	4.5-32	1--2	.	1	.	1	.	.	
4 DANIELS, ALEX	13-12	22	34	56	11.0-66	8.5-61	.	1	3	
25 JONES, BRAD	13-13	40	12	52	3.5-10	.	.	1	
98 YOUNG, CURTIS	10-10	31	19	50	11.0-30	2.0-12	.	.	5	
90 MATHEWS, R.	13-13	19	25	44	12.5-50	3.5-26	.	.	2	
99 GIORDANO, DAN	13-0	13	29	42	7.0-20	2.0-5	.	1	4	
95 WOLFE, DEREK	13-13	21	20	41	8.0-38	5.0-32	.	.	1	1-0	1	.	.	
2D JONES, D.	10-4	21	15	36	5.0-10	.	1--2	1	.	.	1	.	.	
42 DAVIS, DORIAN	13-0	14	12	26	1.0-1	
58 MILLS, BRANDON	13-0	15	10	25	8.0-33	3.5-28	.	.	1	
40 HUGHES, JOHN	13-1	9	14	23	6.0-15	2.0-5	.	.	1	
24 RICHARDSON, WES	13-0	13	8	21	0.5-1	1	.	.	
87 HOWARD, CHARLEY	13-0	9	9	18	
43 ARMSTRONG, R.	4-0	8	7	15	1.0-12	1.0-12	
7D CAREY, CRAIG	13-1	3	12	15	2.5-9	1.5-7	1-21	.	.	.	1	.	.	
21 CHEATHAM, C.	13-1	5	8	13	
35 WAUGH, MARCUS	13-1	5	6	11	0.5-1	.	1-14	
81 HILTON, TOMAZ	13-0	7	4	11	
11 MCCAFFERTY, C.	13-0	4	4	8	1	.	.	
13 LAMBERT, PAT	13-0	3	4	7	
84 WOODARD, ORION	13-0	5	2	7	1-0	.	.	.	
48 BOMAR, MAALIK	9-0	5	2	7	
45 TRIGG, ROB	2-0	3	3	6	2.5-10	
97 ROGERS, JACOB	13-0	5	.	5	
5 JOHNSON, REUBEN	11-0	4	1	5	1	1-4	.	.	.	
22 GOEBEL, JOHN	9-0	2	2	4	
55 COOK, AUSTIN	2-0	1	2	3	
57 CHEATHAM, O.	6-0	.	3	3	
1D WILLIAMS, CHRIS	10-0	2	1	3	
5D HANCOCK, STEVE	2-0	2	.	2	2.0-8	1.0-7	
56 JUREK, CHRIS	13-13	.	2	2	
85 BARNETT, MARCUS	9-2	2	.	2	.	.	.	1	
8 ALLI, KAZEEM	13-1	1	1	2	
93 WINDT, MIKE	13-0	1	1	2	
3 WOODS, DJ	12-12	1	1	2	
1 GILYARD, MARDY	13-13	2	.	2	
18 KELCE, TRAVIS	11-0	.	1	1	
23 PEAD, ISAIAH	13-3	.	1	1	
3H HINES, QUENTIN	3-0	.	1	1	
41 RAINS, JARED	3-0	.	1	1	.	.	.	1	
20 RAMSEY, JACOB	12-10	1	.	1	
15 PIKE, TONY	10-9	1	.	1	
19 GUIDUGLI, BEN	13-12	1	.	1	
TM TEAM	11-0	1	
TOTAL	13-0	557	482	1039	110-411	37-244	16-189	24	21	3-4	9	.	1	
OPPONENTS	13-0	457	330	787	68.0-276	15-96	8-102	46	30	2-0	7	1	1	

INDIVIDUAL GAME-BY-GAME OFFENSE (RETURNERS) ...**PASSING**

#12 COLLAROS, Zach	Att	Comp	Int	Pct	Yards	TD	Long	Sack	Yds	Effic
Rutgers	2	2	0	100.0	34	0	32	0	0	242.8
SEMO	9	4	0	44.4	95	2	43	0	0	206.4
USF	7	4	1	57.1	72	0	43	0	0	115.0
Louisville	17	15	0	88.2	253	3	31	1	4	271.5
Syracuse	28	22	0	78.6	295	4	81	1	9	214.2
Connecticut	37	29	0	78.4	480	1	54	0	0	196.3
West Virginia	24	17	1	70.8	205	0	27	0	0	134.2
TOTALS	124	93	2	75.0	1434	10	81	2	13	195.5

#14 ANDERSON, Chazz	Att	Comp	Int	Pct	Yards	TD	Long	Sack	Yds	Effic
SEMO	2	2	0	100.0	8	0	5	0	0	133.6
Louisville	4	3	0	75.0	25	0	13	1	4	127.5
TOTALS	6	5	0	83.3	33	0	13	1	4	129.5

#11 KAY, Brendon	Att	Comp	Int	Pct	Yards	TD	Long	Sack	Yds	Effic
SEMO	1	1	0	100.0	19	0	19	0	0	259.6
Louisville	1	1	0	100.0	8	0	8	0	0	167.2
TOTALS	2	2	0	100.0	27	0	19	0	0	213.4

RUSHING

PLAYER	No-Yds/TD	RUT	SEMO	OSU	FSU	MIA	USF	UofL	SYR	UCONN	WVU	ILL	PITT	FLA
PEAD, Isaiah	121-806/9	8-47/1	11-45/0	11-46/1	4-27/1	5-60/0	12-55/0	6-88/2	16-77/0	10-67/2	18-175/1	4-5/0	9-76/1	7-48/0
COLLAROS, Zach	57-344/4	1-7/0	-	-	-	-	10-132/2	11-52/0	9-22/0	13-75/2	10-44/0	2-12/0	1-0/0	-
KELCE, Travis	8-47/2	3-18/2	2-4/0	-	2-6/0	-	DNP	-	DNP	-	-	-	-	1-19/0
GOEBEL, John	12-41/0	DNP	DNP	DNP	DNP	-	-	6-10/0	-	-	-	5-23/0	-	1-8/0
WILLIAMS, D.	17-37/0	6-5/0	5-21/0	-	-	-	-	4-17/0	-	-	1--1/0	-	-	1--5/0
ANDERSON, Chazz	8-27/0	3-13/0	3-16/0	DNP	DNP	DNP	DNP	2--2/0	-	DNP	DNP	DNP	DNP	DNP
KAY, Brendon	4-24/0	DNP	3-22/0	DNP	DNP	DNP	DNP	1-2/0	DNP	DNP	DNP	DNP	DNP	DNP
WINN, George	5-12/0	DNP	5-12/0	DNP	DNP	DNP	DNP	DNP	DNP	DNP	DNP	DNP	DNP	DNP
HINES, Quentin	2-5/0	DNP	2-5/0	DNP	DNP	DNP	DNP	DNP	DNP	-	DNP	-	DNP	DNP
ROGERS, Jacob	1-3/0	-	-	-	-	-	-	-	-	-	-	-	1-3/0	-

RECEIVING

PLAYER	No-Yds/TD	RUT	SEMO	OSU	FSU	MIA	USF	UofL	SYR	UCONN	WVU	ILL	PITT	FLA
BINNS, Armon	61-888/11	5-41/0	4-77/0	6-61/0	2-17/0	5-83/1	4-31/2	3-75/1	5-138/2	5-108/1	5-62/1	7-62/1	5-104/1	5-29/1
WOODS, DJ	51-640/4	4-71/0	3-20/0	7-117/1	4-53/0	DNP	1-25/0	3-54/0	3-32/0	5-68/0	3-40/1	7-53/1	7-61/1	4-46/0
GUIDUGLI, Ben	27-364/3	3-43/0	1-5/0	1-1/0	1-33/1	-	1-43/0	2-18/0	2-15/0	-	1-18/0	7-149/2	3-17/0	5-22/0
PEAD, Isaiah	20-201/2	2-52/1	-	3-39/0	-	3-40/0	3-30/0	2-14/1	1--2/0	-	2-13/0	1-6/0	2-2/0	1-7/0
ROBINSON, A.	10-174/1	1-2/0	1-5/0	-	-	-	-	1-13/0	2-21/1	2-74/0	3-59/0	DNP	DNP	DNP
BARNETT, Marcus	10-95/1	-	3-35/1	-	-	6-57/0	DNP	1-3/0	-	DNP	DNP	-	-	DNP
HOWARD, Jamar	3-50/0	2-41/0	1-9/0	DNP	-	DNP	DNP	-	DNP	DNP	DNP	DNP	-	DNP
WINN, George	1-19/0	DNP	1-19/0	DNP	DNP	DNP	DNP	DNP	DNP	DNP	DNP	DNP	DNP	DNP
WILLIAMS, D.	4-14/0	1-2/0	-	-	-	-	-	-	-	-	2-7/0	1-5/0	-	-
GOEBEL, John	2-12/0	DNP	DNP	DNP	DNP	-	-	-	-	-	-	1-11/0	-	1-1/0
KELCE, Travis	1-3/0	-	1-3/0	-	-	-	DNP	-	DNP	-	-	-	-	-

INDIVIDUAL GAME-BY-GAME DEFENSE (RETURNERS)...

TOTAL TACKLES

PLAYER	UA-A	TOT	RUT	SEMO	OSU	FSU	MIA	USF	UofL	SYR	UCONN	WVU	ILL	PITT	FLA
SCHAFFER, JK	54-46	100	1-1	1-3	7-1	6-3	4-4	3-2	2-5	8-0	4-4	4-4	4-10	7-2	3-7
FREY, Drew	39-25	64	1-1	DNP	7-5	7-4	2-2	3-0	1-4	2-1	2-1	2-3	3-2	6-1	3-1
BATTLE, D.	44-16	60	1-0	5-0	4-1	DNP	3-2	5-1	3-3	1-0	8-2	4-2	1-2	3-1	6-2
STEWART, Walter	33-26	59	2-1	0-1	3-1	4-1	1-3	2-2	2-8	3-0	4-0	4-3	2-2	1-2	5-2
GIORDANO, Dan	13-29	42	1-1	0-4	0-2	5-4	0-2	1-6	1-1	1-0	2-1	0-2	0-3	1-1	1-2
WOLFE, Derek	21-20	41	-	1-1	0-3	5-3	3-2	1-1	2-3	2-0	0-2	1-3	3-0	3-2	-
MILLS, Brandon	15-10	25	1-2	5-2	1-0	1-0	1-1	0-1	2-0	1-0	1-0	1-1	1-2	0-1	-
HUGHES, John	9-14	23	0-2	-	1-1	0-2	1-3	1-1	1-1	1-0	-	1-3	1-1	-	2-0
RICHARDSON, Wes	13-8	21	-	3-1	-	1-0	-	2-1	2-2	1-0	-	1-0	2-4	-	1-0
ARMSTRONG, R.	8-7	15	0-2	4-2	4-3	-	DNP	DNP	DNP	DNP	DNP	DNP	DNP	DNP	DNP
CHEATHAM, C.	5-8	13	1-0	0-1	2-2	0-1	1-1	1-0	0-3	-	-	-	-	-	-
HILTON, Tomaz	7-4	11	1-0	1-0	-	1-1	-	1-0	1-0	-	-	-	0-2	2-1	-
MCCAFFERTY, C.	4-4	8	1-0	1-1	-	1-0	0-1	0-1	0-1	-	-	-	1-0	-	-
LAMBERT, Pat	3-4	7	-	-	0-1	0-1	1-1	0-1	-	2-0	-	-	-	-	-
WOODARD, Orion	5-2	7	-	-	-	-	1-0	1-0	-	-	1-1	-	0-1	1-0	1-0
BOMAR, Maalik	5-2	7	DNP	DNP	DNP	DNP	1-1	-	1-1	1-0	1-0	-	-	1-0	-
TRIGG, Rob	3-3	6	-	3-3	DNP	DNP	DNP	DNP	DNP	DNP	DNP	DNP	DNP	DNP	DNP
ROGERS, Jacob	5-0	5	-	-	1-0	1-0	1-0	-	-	1-0	-	-	-	-	1-0
JOHNSON, Reuben	4-1	5	-	1-0	-	-	3-1	-	-	-	DNP	-	-	-	DNP
GOEBEL, John	2-2	4	DNP	DNP	DNP	DNP	-	-	0-1	-	1-1	-	-	-	1-0
CHEATHAM, O.	0-3	3	-	-	-	-	0-2	0-1	DNP	DNP	DNP	DNP	DNP	DNP	DNP
WILLIAMS, Chris	2-1	3	-	1-1	DNP	DNP	DNP	-	-	-	1-0	-	-	-	-
WOODS, DJ	1-1	2	-	-	0-1	-	DNP	-	-	-	-	1-0	-	-	-
BARNETT, Marcus	2-0	2	-	-	-	2-0	-	DNP	-	-	DNP	DNP	-	-	DNP
HANCOCK, Steve	2-0	2	DNP	1-0	DNP	DNP	DNP	DNP	1-0	DNP	DNP	DNP	DNP	DNP	DNP
PEAD, Isaiah	0-1	1	-	0-1	-	-	-	-	-	-	-	-	-	-	-
RAINS, Jared	0-1	1	DNP	-	DNP	DNP	DNP	-	0-1	DNP	DNP	DNP	DNP	DNP	DNP
HINES, Quentin	0-1	1	DNP	-	DNP	DNP	DNP	DNP	DNP	DNP	0-1	DNP	-	DNP	DNP
KELCE, Travis	0-1	1	0-1	-	-	-	-	DNP	-	DNP	-	-	-	-	-
GUIDUGLI, Ben	1-0	1	-	-	-	-	-	1-0	-	-	-	-	-	-	-

SACKS

PLAYER	UA-A	TOT	RUT	SEMO	OSU	FSU	MIA	USF	UofL	SYR	UCONN	WVU	ILL	PITT	FLA
WOLFE, Derek	4-2	5.0	-	-	0.5-1	-	2.0-13	0.5-2	1.0-7	-	-	-	-	1.0-9	-
STEWART, Walter	3-3	4.5	-	0.5-1	2.5-23	-	1.0-4	-	-	-	-	0.5-4	-	-	-
MILLS, Brandon	3-1	3.5	1.0-10	-	-	-	1.0-2	-	1.0-11	-	-	0.5-5	-	-	-
GIORDANO, Dan	1-2	2.0	-	-	-	-	-	0.5-3	0.5-0	-	1.0-2	-	-	-	-
HUGHES, John	1-2	2.0	0.5-2	-	-	-	-	1.5-3	-	-	-	-	-	-	-
SCHAFFER, JK	1-1	1.5	-	-	-	-	-	-	0.5-1	-	-	-	-	1.0-10	-
FREY, Drew	1-0	1.0	-	DNP	-	-	1.0-6	-	-	-	-	-	-	-	-
HANCOCK, Steve	1-0	1.0	DNP	-	DNP	DNP	DNP	DNP	1.0-7	DNP	DNP	DNP	DNP	DNP	DNP
ARMSTRONG, R.	1-0	1.0	-	-	1.0-12	-	DNP	DNP	DNP	DNP	DNP	DNP	DNP	DNP	DNP

TACKLES FOR A LOSS

PLAYER	UA-A	TOT	RUT	SEMO	OSU	FSU	MIA	USF	UofL	SYR	UCONN	WVU	ILL	PITT	FLA
STEWART, Walter	7-3	8.5	-	0.5-1	2.5-23	1.0-1	1.0-4	1.0-3	-	-	-	0.5-4	-	-	2.0-3
MILLS, Brandon	7-2	8.0	1.0-10	0.5-1	-	1.0-1	1.0-2	-	2.0-12	-	1.0-1	1.5-6	-	-	-
WOLFE, Derek	4-8	8.0	-	0.5-2	1.0-3	-	2.0-13	0.5-2	1.5-8	-	-	1.0-0	-	1.5-10	-
GIORDANO, Dan	3-8	7.0	0.5-1	0.5-1	-	0.5-1	0.5-1	1.5-8	1.5-4	-	1.0-2	0.5-1	0.5-1	-	-
HUGHES, John	3-6	6.0	0.5-2	-	-	0.5-0	0.5-0	1.5-3	1.5-6	-	-	-	1.5-4	-	-
SCHAFFER, JK	4-3	5.5	-	-	1.0-4	1.0-2	0.5-1	1.0-1	0.5-1	-	-	-	-	1.5-12	-
BATTLE, D.	3-2	4.0	-	1.0-1	1.0-2	DNP	-	1.0-4	0.5-1	-	-	-	0.5-2	-	-
FREY, Drew	3-1	3.5	-	DNP	1.5-11	-	1.0-6	-	-	-	-	-	-	1.0-1	-
TRIGG, Rob	2-1	2.5	-	2.5-10	DNP	DNP	DNP	DNP	DNP	DNP	DNP	DNP	DNP	DNP	DNP
CAREY, Craig	1-3	2.5	-	-	-	-	1.5-2	-	0.5-1	-	-	0.5-6	-	-	-
HANCOCK, Steve	2-0	2.0	DNP	1.0-1	DNP	DNP	DNP	DNP	1.0-7	DNP	DNP	DNP	DNP	DNP	DNP
ARMSTRONG, R.	1-0	1.0	-	-	1.0-12	-	DNP	DNP	DNP	DNP	DNP	DNP	DNP	DNP	DNP
RICHARDSON, Wes	0-1	0.5	-	-	-	-	-	-	-	-	-	-	0.5-1	-	-

INDIVIDUAL SINGLE-GAME CAREER HIGHS ...

ANDERSON, Chazz

Points scored: 6, at Marshall, 10/03/08; Rutgers, 10/11/08
 Touchdowns: 1, at Marshall, 10/03/08; Rutgers, 10/11/08
 Rush attempts: 8, at Marshall, 10/03/08; at Connecticut, 10/25/08
 Rush yards: 16, SEMO, 09/12/09 (3 carries)
 Rush TDs: 1, at Marshall, 10/03/08; Rutgers, 10/11/08
 Long rush: 10, SEMO, 09/12/09
 Pass attempts: 29, Rutgers, 10/11/08
 Pass completions: 21, Rutgers, 10/11/08
 Pass yards: 239, Rutgers, 10/11/08
 Pass TDs: 2, at Marshall, 10/03/08
 Had intercepted: 2, at Connecticut, 10/25/08
 Long pass: 41, at Connecticut, 10/25/08
 Total offense attempts: 36, Rutgers, 10/11/08 (7 rush, 29 pass)
 Total offense yards: 227, Rutgers, 10/11/08 (-12 rush, 239 pass)
 All-purpose yards: 16, SEMO, 09/12/09
 Tackles: 1, at Connecticut, 10/25/08 (1-0)

ARMSTRONG, Robby

Tackles: 7, at Oregon State, 09/19/09 (4-3)
 Sacks: 1.0, at Oregon State, 09/19/09 (1-0)
 Tackles for loss: 1.0, at Oregon State, 09/19/09 (1-0)

BARNETT, Marcus

Points scored: 18, at Syracuse, Nov 24, 2007
 Touchdowns: 3, at Syracuse, Nov 24, 2007
 Rush attempts: 2, Eastern Kentucky, 08/28/08
 Rush yards: 13, at Marshall, 10/03/08 (1 carries)
 Long rush: 13, at Marshall, 10/03/08
 Pass attempts: 1, at Oklahoma, 09/06/08; at USF, Nov 03, 2007
 Pass completions: 1, at USF, Nov 03, 2007
 Pass yards: 76, at USF, Nov 03, 2007
 Long pass: 76, at USF, Nov 03, 2007
 Receptions: 11, at Syracuse, Nov 24, 2007
 Receiving yards: 210, West Virginia, Nov 17, 2007 (10 receptions)
 Receiving TDs: 3, at Syracuse, Nov 24, 2007
 Long reception: 80, at San Diego State, Sep 29, 2007
 Total offense attempts: 2, Eastern Kentucky, 08/28/08 (2 rush, 0 pass);
 at USF, Nov 03, 2007 (1 rush, 1 pass)
 Total offense yards: 85, at USF, Nov 03, 2007 (9 rush, 76 pass)
 All-purpose yards: 210, West Virginia, Nov 17, 2007
 Punt return yards: 1, Oregon State, Sep 06, 2007 (0 returns)
 Long punt return: 1, Oregon State, Sep 06, 2007
 Kick returns: 1, at Rutgers, 09/07/09
 Kick return yards: 14, at Rutgers, 09/07/09 (1 returns)
 Long kick return: 14, at Rutgers, 09/07/09
 Tackles: 2, Fresno State, 09/26/09 (2-0)
 Pass breakups: 1, Fresno State, 09/26/09

BATTLE, Dominique

Interceptions: 1, SEMO, 09/12/09; at Pittsburgh, 12/05/09
 Tackles: 10, Connecticut, 11/07/09 (8-2)
 Tackles for loss: 1.0, 4 times
 Fumbles forced: 1, SEMO, 09/12/09
 Pass breakups: 1, 5 times

BINNS, Armon

Points scored: 12, at USF, 10/15/09; at Syracuse, 10/31/09
 Touchdowns: 2, at USF, 10/15/09; at Syracuse, 10/31/09
 Receptions: 7, Illinois, 11/27/09
 Receiving yards: 138, at Syracuse, 10/31/09 (5 receptions)
 Receiving TDs: 2, at USF, 10/15/09; at Syracuse, 10/31/09
 Long reception: 81, at Syracuse, 10/31/09
 All-purpose yards: 138, at Syracuse, 10/31/09

BOMAR, Maalik

Tackles: 2, at Miami (OH), 10/03/09 (1-1); Louisville, 10/24/09 (1-1)

CHEATHAM, Cameron

Tackles: 4, at Oregon State, 09/19/09 (2-2)

CHEATHAM, Obadiah

Tackles: 3, Oregon State, Sep 06, 2007 (1-2)

COLLAROS, Zach

Points scored: 12, at USF, 10/15/09; Connecticut, 11/07/09
 Touchdowns: 2, at USF, 10/15/09; Connecticut, 11/07/09
 Rush attempts: 13, Connecticut, 11/07/09
 Rush yards: 132, at USF, 10/15/09 (10 carries)
 Rush TDs: 2, at USF, 10/15/09; Connecticut, 11/07/09
 Long rush: 75, at USF, 10/15/09
 Pass attempts: 37, Connecticut, 11/07/09
 Pass completions: 29, Connecticut, 11/07/09
 Pass yards: 480, Connecticut, 11/07/09
 Pass TDs: 4, at Syracuse, 10/31/09
 Had intercepted: 1, at USF, 10/15/09; West Virginia, 11/13/09
 Long pass: 81, at Syracuse, 10/31/09
 Total offense attempts: 50, Connecticut, 11/07/09 (13 rush, 37 pass)
 Total offense yards: 555, Connecticut, 11/07/09 (75 rush, 480 pass)
 All-purpose yards: 132, at USF, 10/15/09
 Tackles: 1, at Hawai'i, 12/06/08 (1-0)

FREY, Drew

Interceptions: 1, at USF, 10/15/09; at Syracuse, 10/31/09
 Tackles: 12, at Oregon State, 09/19/09 (7-5)
 Sacks: 1.0, at Miami (OH), 10/03/09 (1-0)
 Tackles for loss: 1.5, at Oregon State, 09/19/09 (1-0)
 Pass breakups: 1, 4 times

GIORDANO, Dan

Tackles: 9, Fresno State, 09/26/09 (5-4)
 Sacks: 1.0, Connecticut, 11/07/09 (1-0)
 Tackles for loss: 1.5, at USF, 10/15/09 (1-1); Louisville, 10/24/09 (1-1)
 Pass breakups: 1, Louisville, 10/24/09

GOEBEL, John

Points scored: 12, Miami (OH), 09/20/08
 Touchdowns: 2, Miami (OH), 09/20/08
 Rush attempts: 17, USF, 10/30/08
 Rush yards: 78, USF, 10/30/08 (17 carries)
 Rush TDs: 2, Miami (OH), 09/20/08
 Long rush: 37, at Louisville, 11/14/08
 Receptions: 3, 4 times
 Receiving yards: 68, at Connecticut, 10/25/08 (3 receptions)
 ; at West Virginia, 11/08/08 (3 receptions)
 Long reception: 66, at West Virginia, 11/08/08
 Total offense attempts: 17, USF, 10/30/08 (17 rush, 0 pass)
 Total offense yards: 78, USF, 10/30/08 (78 rush, 0 pass)
 All-purpose yards: 144, USF, 10/30/08
 Kick returns: 3, at Hawai'i, 12/06/08
 Kick return yards: 90, at Hawai'i, 12/06/08 (3 returns)
 Long kick return: 43, Miami (OH), 09/20/08
 Tackles: 2, Connecticut, 11/07/09 (1-1)

GUIDUGLI, Ben

Points scored: 12, Illinois, 11/27/09
 Touchdowns: 2, Illinois, 11/27/09
 Receptions: 7, Illinois, 11/27/09
 Receiving yards: 149, Illinois, 11/27/09 (7 receptions)
 Receiving TDs: 2, Illinois, 11/27/09
 Long reception: 59, Illinois, 11/27/09
 All-purpose yards: 149, Illinois, 11/27/09
 Tackles: 1, vs Virginia Tech, 01/01/09 (1-0); at USF, 10/15/09 (1-0)

HANCOCK, Steve

Tackles: 1, SEMO, 09/12/09 (1-0); Louisville, 10/24/09 (1-0)
 Sacks: 1.0, Louisville, 10/24/09 (1-0)
 Tackles for loss: 1.0, SEMO, 09/12/09 (1-0); Louisville, 10/24/09 (1-0)

HILTON, Tomaz

Tackles: 4, at Marshall, 10/03/08 (1-3)

HINES, Quentin

Rush attempts: 2, SEMO, 09/12/09
 Rush yards: 5, SEMO, 09/12/09 (2 carries)
 Long rush: 6, SEMO, 09/12/09
 Total offense attempts: 2, SEMO, 09/12/09 (2 rush, 0 pass)
 Total offense yards: 5, SEMO, 09/12/09 (5 rush, 0 pass)
 All-purpose yards: 5, SEMO, 09/12/09
 Tackles: 1, Connecticut, 11/07/09 (0-1)

HOWARD, Jamar

Receptions: 2, at Rutgers, 09/07/09
 Receiving yards: 41, at Rutgers, 09/07/09 (2 receptions)
 Long reception: 32, at Rutgers, 09/07/09
 All-purpose yards: 41, at Rutgers, 09/07/09

HUGHES, John

Tackles: 4, at Miami (OH), 10/03/09 (1-3); West Virginia, 11/13/09 (1-3)
 Sacks: 1.5, at USF, 10/15/09 (1-1)
 Tackles for loss: 1.5, at USF, 10/15/09 (1-1); Louisville, 10/24/09 (1-0);
 Illinois, 11/27/09 (1-0)
 Fumbles forced: 1, vs Virginia Tech, 01/01/09

JOHNSON, Reuben

Tackles: 4, at Miami (OH), 10/03/09 (3-1)
 Fumbles recovered: 1, Louisville, 10/24/09

KAY, Brendon

Rush attempts: 3, SEMO, 09/12/09
 Rush yards: 22, SEMO, 09/12/09 (3 carries)
 Long rush: 8, SEMO, 09/12/09
 Pass attempts: 1, SEMO, 09/12/09; Louisville, 10/24/09
 Pass completions: 1, SEMO, 09/12/09; Louisville, 10/24/09
 Pass yards: 19, SEMO, 09/12/09
 Long pass: 19, SEMO, 09/12/09
 Total offense attempts: 4, SEMO, 09/12/09 (3 rush, 1 pass)
 Total offense yards: 41, SEMO, 09/12/09 (22 rush, 19 pass)
 All-purpose yards: 22, SEMO, 09/12/09

KELCE, Jason

Tackles: 2, vs Southern Miss, Dec 22, 2007 (2-0)

KELCE, Travis

Points scored: 12, at Rutgers, 09/07/09
 Touchdowns: 2, at Rutgers, 09/07/09
 Rush attempts: 3, at Rutgers, 09/07/09
 Rush yards: 19, vs Florida, 01/01/10 (1 carries)
 Rush TDs: 2, at Rutgers, 09/07/09
 Long rush: 19, vs Florida, 01/01/10
 Receptions: 1, SEMO, 09/12/09
 Receiving yards: 3, SEMO, 09/12/09 (1 receptions)
 Long reception: 3, SEMO, 09/12/09
 Total offense attempts: 3, at Rutgers, 09/07/09 (3 rush, 0 pass)
 Total offense yards: 19, vs Florida, 01/01/10 (19 rush, 0 pass)
 All-purpose yards: 19, vs Florida, 01/01/10
 Tackles: 1, at Rutgers, 09/07/09 (0-1)

LAMBERT, Pat

Tackles: 2, at Miami (OH), 10/03/09 (1-1); at Syracuse, 10/31/09 (2-0)

INDIVIDUAL SINGLE-GAME CAREER HIGHS ...

MCCAFFERTY, Collin

Tackles: 3, at Marshall, 10/03/08 (1-2)
Fumbles forced: 1, SEMO, 09/12/09

MILLS, Brandon

Tackles: 7, SEMO, 09/12/09 (5-2)
Sacks: 1.0, at Rutgers, 09/07/09 (1-0); at Miami (OH), 10/03/09 (1-0);
Louisville, 10/24/09 (1-0)
Tackles for loss: 2.0, Louisville, 10/24/09 (2-0)

O'DONNELL, Pat

Punt attempts: 4, SEMO, 09/12/09
Punt yards: 138, SEMO, 09/12/09 (4 punts)
Longest punt: 50, at Oregon State, 09/19/09

PEAD, Isaiah

Points scored: 18, Louisville, 10/24/09
Touchdowns: 3, Louisville, 10/24/09
Rush attempts: 18, West Virginia, 11/13/09
Rush yards: 175, West Virginia, 11/13/09 (18 carries)
Rush TDs: 2, Louisville, 10/24/09; Connecticut, 11/07/09
Long rush: 67, Louisville, 10/24/09
Receptions: 3, at Oregon State, 09/19/09; at Miami (OH), 10/03/09; at
USF, 10/15/09
Receiving yards: 52, at Rutgers, 09/07/09 (2 receptions)
Receiving TDs: 1, at Rutgers, 09/07/09; Louisville, 10/24/09
Long reception: 41, at Rutgers, 09/07/09
Total offense attempts: 18, West Virginia, 11/13/09 (18 rush, 0 pass)
Total offense yards: 175, West Virginia, 11/13/09 (175 rush, 0 pass)
All-purpose yards: 188, West Virginia, 11/13/09
Kick returns: 1, at Hawai'i, 12/06/08
Kick return yards: 21, at Hawai'i, 12/06/08 (1 returns)
Long kick return: 21, at Hawai'i, 12/06/08
Tackles: 1, SEMO, 09/12/09 (0-1)

RAINS, Jared

Tackles: 1, Louisville, 10/24/09 (0-1)
Pass breakups: 1, Louisville, 10/24/09

RICHARDSON, Wesley

Tackles: 6, Illinois, 11/27/09 (2-4)
Tackles for loss: .5, Illinois, 11/27/09 (0-0)
Fumbles forced: 1, Louisville, 10/24/09

ROBINSON, Adrien

Points scored: 6, at Syracuse, 10/31/09
Touchdowns: 1, at Syracuse, 10/31/09
Receptions: 3, West Virginia, 11/13/09
Receiving yards: 74, Connecticut, 11/07/09 (2 receptions)
Receiving TDs: 1, at Syracuse, 10/31/09
Long reception: 54, Connecticut, 11/07/09
All-purpose yards: 74, Connecticut, 11/07/09

ROGERS, Jacob

Points scored: 17, Connecticut, 11/07/09
Kick PATs: 10, SEMO, 09/12/09
Points by kicking: 17, Connecticut, 11/07/09
Rush attempts: 1, at Pittsburgh, 12/05/09; at USF, Nov 03, 2007
Rush yards: 3, at Pittsburgh, 12/05/09 (1 carries)
Long rush: 3, at Pittsburgh, 12/05/09
Total offense attempts: 1, at Pittsburgh, 12/05/09 (1 rush, 0 pass); at
USF, Nov 03, 2007 (1 rush, 0 pass)
Total offense yards: 3, at Pittsburgh, 12/05/09 (3 rush, 0 pass)
All-purpose yards: 3, at Pittsburgh, 12/05/09
Field goals made: 4, Connecticut, 11/07/09
Field goal attempts: 4, Connecticut, 11/07/09
Longest field goal: 55, Oregon State, Sep 06, 2007
Punt attempts: 7, at USF, 10/15/09

Punt yards: 316, at USF, 10/15/09 (7 punts)
Longest punt: 54, 4 times
Tackles: 2, SE Missouri State, Aug 30, 2007 (1-1)

SCHAFFER, JK

All-purpose yards: 13, at Miami (OH), 10/03/09
Interceptions: 1, at Rutgers, 09/07/09; at Oregon State, 09/19/09;
at Miami (OH), 10/03/09
Long interception return: 13, at Miami (OH), 10/03/09
Tackles: 14, Illinois, 11/27/09 (4-10)
Sacks: 1.0, at Pittsburgh, 12/05/09 (1-0)
Tackles for loss: 1.5, at Pittsburgh, 12/05/09 (1-0)
Fumbles forced: 1, at Akron, 09/27/08
Pass breakups: 2, Fresno State, 09/26/09

STEWART, Walter

All-purpose yards: -2, Louisville, 10/24/09
Interceptions: 1, Louisville, 10/24/09
Tackles: 10, Louisville, 10/24/09 (2-8)
Sacks: 2.5, at Oregon State, 09/19/09 (2-1)
Tackles for loss: 2.5, at Oregon State, 09/19/09 (2-1)
Fumbles forced: 1, at Oregon State, 09/19/09

THOMPSON, Ricardo

Kick returns: 1, at Oregon State, 09/19/09; Fresno State, 09/26/09

TRIGG, Rob

Tackles: 6, SEMO, 09/12/09 (3-3)
Tackles for loss: 2.5, SEMO, 09/12/09 (2-0)

WILLIAMS, Chris

Tackles: 2, SEMO, 09/12/09 (1-1)

WILLIAMS, Darrin

Points scored: 6, SEMO, 09/12/09
Touchdowns: 1, SEMO, 09/12/09
Rush attempts: 6, at Rutgers, 09/07/09
Rush yards: 21, SEMO, 09/12/09 (5 carries)
Long rush: 10, SEMO, 09/12/09
Receptions: 2, West Virginia, 11/13/09
Receiving yards: 7, West Virginia, 11/13/09 (2 receptions)
Long reception: 5, West Virginia, 11/13/09; Illinois, 11/27/09
Total offense attempts: 6, at Rutgers, 09/07/09 (6 rush, 0 pass)
Total offense yards: 21, SEMO, 09/12/09 (21 rush, 0 pass)
All-purpose yards: 121, SEMO, 09/12/09
Kick returns: 4, Illinois, 11/27/09
Kick return yards: 100, SEMO, 09/12/09 (1 returns)
Long kick return: 100, SEMO, 09/12/09

WINN, George

Rush attempts: 5, SEMO, 09/12/09
Rush yards: 12, SEMO, 09/12/09 (5 carries)
Long rush: 6, SEMO, 09/12/09
Receptions: 1, SEMO, 09/12/09
Receiving yards: 19, SEMO, 09/12/09 (1 receptions)
Long reception: 19, SEMO, 09/12/09
Total offense attempts: 5, SEMO, 09/12/09 (5 rush, 0 pass)
Total offense yards: 12, SEMO, 09/12/09 (12 rush, 0 pass)
All-purpose yards: 31, SEMO, 09/12/09

WOLFE, Derek

Tackles: 8, Fresno State, 09/26/09 (5-3)
Sacks: 2.0, at Miami (OH), 10/03/09 (2-0)
Tackles for loss: 2.0, at Miami (OH), 10/03/09 (2-0)
Fumbles forced: 1, at Syracuse, 10/31/09
Fumbles recovered: 1, at Syracuse, 10/31/09

WOODARD, Orion

Tackles: 2, Miami (OH), 09/20/08 (2-0); Connecticut, 11/07/09 (1-1)
Fumbles recovered: 1, SEMO, 09/12/09

WOODS, DJ

Points scored: 6, 4 times
Touchdowns: 1, 4 times
Receptions: 7, at Oregon State, 09/19/09; Illinois, 11/27/09; at
Pittsburgh, 12/05/09
Receiving yards: 117, at Oregon State, 09/19/09 (7 receptions)
Receiving TDs: 1, 4 times
Long reception: 45, at Oregon State, 09/19/09
All-purpose yards: 117, at Oregon State, 09/19/09
Punt returns: 3, at Connecticut, 10/25/08
Punt return yards: 49, at Connecticut, 10/25/08 (3 returns)
Long punt return: 40, at Connecticut, 10/25/08
Kick returns: 1, Eastern Kentucky, 08/28/08
Kick return yards: 23, Eastern Kentucky, 08/28/08 (1 returns)
Long kick return: 23, Eastern Kentucky, 08/28/08
Tackles: 1, at Oregon State, 09/19/09 (0-1); West Virginia, 11/13/09
(1-0)

TEAM GAME-BY-GAME STATISTICS ...

Date	Opponent	RUSHING				RECEIVING				PASSING				KICK RET			PUNT RET				TOT	
		No.	Yds	TD	Lg	No.	Yds	TD	Lg	Cmp-Att-Int	Yds	TD	Lg	No	Yds	TD	Lg	No	Yds	TD	Lg	OFF
09/07/09	at Rutgers	34	168	3	62	29	396	3	41	29-36-1	396	3	41	4	60	0	18	3	31	0	19	564
09/12/09	SEMO	42	227	3	33	24	351	5	54	24-35-0	351	5	54	2	132	1	100	2	80	1	53	578
09/19/09	at Oregon State	23	76	2	13	31	332	2	45	31-49-1	332	2	45	4	62	0	27	1	6	0	6	408
09/26/09	Fresno State	16	57	1	15	18	300	3	56	18-26-0	300	3	56	3	49	0	26	0	0	0	0	357
10/03/09	at Miami (OH)	19	164	3	34	23	270	2	35	23-42-1	270	2	35	1	28	0	28	2	23	0	14	434
10/15/09	at USF	37	189	2	75	16	212	2	43	16-32-1	212	2	43	3	82	0	29	0	0	0	0	401
10/24/09	Louisville	34	182	2	67	19	286	3	31	19-23-0	286	3	31	3	129	0	75	2	9	0	8	468
10/31/09	at Syracuse	34	127	0	33	22	295	4	81	22-29-0	295	4	81	1	17	0	17	2	55	0	42	422
11/07/09	Connecticut	36	231	4	44	29	480	1	54	29-37-0	480	1	54	7	169	0	43	1	-13	0	0	711
11/13/09	West Virginia	30	216	1	52	19	221	2	27	19-28-1	221	2	27	3	98	0	48	2	22	0	14	437
11/27/09	Illinois	15	21	0	9	32	399	6	59	32-46-0	399	6	59	6	210	1	90	3	27	0	17	420
12/05/09	at Pittsburgh	18	69	2	40	22	302	3	68	22-44-3	302	3	68	8	278	1	99	1	7	0	7	371
01/01/10	vs. Florida	23	76	0	19	27	170	3	22	27-45-0	170	3	22	9	226	0	40	0	0	0	0	246
	Totals	361	1803	23	75	311	4014	39	81	311-472-8	4014	39	81	54	1540	3	100	19	247	1	53	5817
	Opponent	515	1869	20	52	267	2993	16	80	267-420-16	2993	16	80	69	1410	0	51	24	264	1	87	4862

Date	Opponent	TACKLES			SACKS		FUMBLE		PASS			BLKD	KICKS		XPTS		
		Solo	Ast	Total	TFL-Yds	No-Yds	FF	FR-Yds	Int-Yds	QBH	Brk	Kick	Att-Mad	Run	Rcv	Saf	Pts
09/07/09	at Rutgers	34	42	76	11.0-58	5.0-42	0	0-0	3-19	5	2	0	6-6	0	0	1	47
09/12/09	SEMO	35	42	77	9.0-20	1.0-2	2	1-0	3-0	0	2	0	10-10	0	0	0	70
09/19/09	at Oregon State	49	38	87	12.0-69	5.0-43	2	0-0	1-10	0	4	0	4-4	0	0	0	28
09/26/09	Fresno State	51	46	97	5.0-6	0.0-0	0	0-0	1-21	2	5	0	4-4	0	0	0	28
10/03/09	at Miami (OH)	44	62	106	13.0-69	10.0-63	0	0-0	2-27	2	0	0	5-4	0	0	0	37
10/15/09	at USF	37	34	71	11.0-28	4.0-11	0	0-0	2-83	0	1	0	4-4	0	0	0	34
10/24/09	Louisville	29	58	87	12.0-46	4.0-26	1	1-4	1--2	1	2	0	5-5	0	0	0	41
10/31/09	at Syracuse	47	6	53	3.0-7	0.0-0	1	1-0	1-0	2	0	0	4-4	0	0	0	28
11/07/09	Connecticut	44	28	72	4.0-5	1.0-2	0	0-0	0-0	3	3	0	5-5	0	0	0	47
11/13/09	West Virginia	39	38	77	8.0-28	2.0-20	1	0-0	0-0	4	2	0	3-3	0	0	0	24
11/27/09	Illinois	40	46	86	6.0-14	0.0-0	0	0-0	0-0	1	2	0	7-7	0	0	0	49
12/05/09	at Pittsburgh	59	18	77	7.0-39	3.0-27	2	0-0	2-31	1	1	0	5-4	0	1	0	45
01/01/10	vs. Florida	49	24	73	9.0-22	2.0-8	0	0-0	0-0	0	0	0	3-3	0	0	0	24
	Totals	557	482	1039	110.0-411	37.0-244	9	3-4	16-189	21	24	0	65-63	0	1	1	502
	Opponent	457	330	787	68.0-276	15.0-96	7	2-0	8-102	30	46	1	32-30	0	2	1	300

Date	Opponent	PUNTING					FIELD GOALS					KICKOFFS						
		No	Yds	Avg	Long	Blkd	TB	FC	50+	I20	Att-Made	Lg	Blkd	No	Yds	Avg	TB	OB
09/07/09	at Rutgers	2	62	31.0	35	0	0	2	0	2	1-1	30	0	8	548	68.5	4	0
09/12/09	SEMO	4	138	34.5	45	0	0	0	0	1	0-0	0	0	11	753	68.5	0	0
09/19/09	at Oregon State	6	218	36.3	50	0	0	1	1	1	1-0	0	0	6	400	66.7	4	0
09/26/09	Fresno State	3	134	44.7	54	0	0	0	1	1	0-0	0	0	5	326	65.2	2	0
10/03/09	at Miami (OH)	4	161	40.2	50	0	0	0	1	1	1-1	42	0	7	472	67.4	0	0
10/15/09	at USF	7	316	45.1	53	0	1	0	2	1	3-2	37	0	7	479	68.4	2	0
10/24/09	Louisville	2	82	41.0	43	0	0	0	0	1	3-2	45	0	8	547	68.4	2	0
10/31/09	at Syracuse	4	140	35.0	54	0	0	1	1	2	1-0	0	0	5	338	67.6	0	0
11/07/09	Connecticut	3	129	43.0	51	0	0	0	1	0	4-4	41	0	9	599	66.6	2	0
11/13/09	West Virginia	3	144	48.0	54	0	2	1	1	1	2-1	38	0	5	331	66.2	2	0
11/27/09	Illinois	4	168	42.0	47	0	0	3	0	3	0-0	0	0	8	524	65.5	4	0
12/05/09	at Pittsburgh	4	129	32.2	48	1	0	0	0	0	2-1	20	0	8	518	64.8	0	0
01/01/10	vs. Florida	6	253	42.2	54	0	0	0	1	3	1-1	47	0	5	323	64.6	1	0
	Totals	2	2074	39.9	54	1	3	8	9	17	19-13	47	0	92	6158	66.9	23	0
	Opponent	75	3161	42.1	62	0	5	26	16	18	16-14	50	0	60	3775	62.9	5	1

INDIVIDUAL SEASON/CAREER STATS ...

	SEASON									CAREER								
Rushing	gp	att	gain	loss	net	avg	td	lg	avg/g	gp	att	gain	loss	net	avg	td	lg	avg/g
PEAD, Isaiah	13	121	843	37	806	6.7	9	67	62.0	20	151	1046	46	1000	6.6	9	67	50.0
RAMSEY, Jacob	12	74	471	32	439	5.9	4	62	36.6	51	323	1584	115	1469	4.5	9	62	28.8
COLLAROS, Zach	13	57	371	27	344	6.0	4	75	26.5	20	63	400	27	373	5.9	4	75	18.6
KELCE, Travis	11	8	47	0	47	5.9	2	19	4.3	11	8	47	0	47	5.9	2	19	4.3
GOEBEL, John	9	12	47	6	41	3.4	0	8	4.6	36	145	672	24	648	4.5	7	37	18.0
WILLIAMS, D.	13	17	48	11	37	2.2	0	10	2.8	13	17	48	11	37	2.2	0	10	2.8
JOHNSON, Scott	7	2	35	0	35	17.5	1	33	5.0	17	13	118	4	114	8.8	2	50	6.7
ANDERSON, Chazz	4	8	35	8	27	3.4	0	10	6.8	7	31	80	91	-11	-0.4	2	10	-1.6
KAY, Brendon	2	4	24	0	24	6.0	0	8	12.0	2	4	24	0	24	6.0	0	8	12.0
GILYARD, Mardy	13	5	16	0	16	3.2	1	5	1.2	47	7	26	0	26	3.7	1	6	0.6
WINN, George	1	5	16	4	12	2.4	0	6	12.0	1	5	16	4	12	2.4	0	6	12.0
PIKE, Tony	10	31	95	89	6	0.2	2	16	0.6	27	94	344	216	128	1.4	3	35	4.7
HINES, Quentin	3	2	6	1	5	2.5	0	6	1.7	3	2	6	1	5	2.5	0	6	1.7
ROGERS, Jacob	13	1	3	0	3	3.0	0	3	0.2	40	2	3	11	-8	-4.0	0	3	-0.2
TEAM	11	14	0	39	-39	-2.8	0	0	-3.5									
Total	13	361	2057	254	1803	5.0	23	75	138.7									
Opponents	13	515	2266	397	1869	3.6	20	52	143.8									
Passing	gp	effic	comp-att-int	pct	yds	td	lg	avg/g	gp	effic	comp-att-int	pct	yds	td	lg	avg/g		
PIKE, Tony	10	149.82	211-338-6	62.4	2520	29	68	252.0	27	141.38	421-682-20	61.7	5018	49	68	185.9		
COLLAROS, Zach	13	195.53	93-124-2	75.0	1434	10	81	110.3	20	190.33	94-128-2	73.4	1436	10	81	71.8		
ANDERSON, Chazz	4	129.53	5-6-0	83.3	33	0	13	8.2	7	121.05	51-81-3	63.0	553	2	41	79.0		
KAY, Brendon	2	213.40	2-2-0	100.0	27	0	19	13.5	2	213.40	2-2-0	100.0	27	0	19	13.5		
TEAM	11	0.00	0-2-0	0.0	0	0	0	0.0										
Total	13	161.20	311-472-8	65.9	4014	39	81	308.8										
Opponents	13	128.38	267-420-16	63.6	2993	16	80	230.2										
Receiving	gp	no.	yds	avg	td	lg	avg/g	gp	no.	yds	avg	td	lg	avg/g				
GILYARD, Mardy	13	87	1191	13.7	11	68	91.6	47	204	3003	14.7	25	76	63.9				
BINNS, Armon	13	61	888	14.6	11	81	68.3	29	63	907	14.4	11	81	31.3				
WOODS, DJ	12	51	640	12.5	4	45	53.3	26	65	808	12.4	4	45	31.1				
GUIDUGLI, Ben	13	27	364	13.5	3	59	28.0	32	47	613	13.0	5	59	19.2				
PEAD, Isaiah	13	20	201	10.1	2	41	15.5	20	22	212	9.6	2	41	10.6				
RAMSEY, Jacob	12	18	145	8.1	2	32	12.1	51	39	275	7.1	3	32	5.4				
ALLI, Kazeem	13	12	156	13.0	2	38	12.0	51	32	415	13.0	5	38	8.1				
ROBINSON, A.	10	10	174	17.4	1	54	17.4	17	11	186	16.9	1	54	10.9				
BARNETT, Marcus	9	10	95	9.5	1	21	10.6	36	102	1234	12.1	15	80	34.3				
WILLIAMS, D.	13	4	14	3.5	0	5	1.1	13	4	14	3.5	0	5	1.1				
HOWARD, Jamar	5	3	50	16.7	0	32	10.0	5	3	50	16.7	0	32	10.0				
HOWARD, Charley	13	2	52	26.0	1	43	4.0	39	12	161	13.4	2	43	4.1				
GOEBEL, John	9	2	12	6.0	0	9	1.3	36	28	295	10.5	0	66	8.2				
WINN, George	1	1	19	19.0	0	19	19.0	1	1	19	19.0	0	19	19.0				
PAYNE, Lynell	3	1	8	8.0	0	8	2.7	3	1	8	8.0	0	8	2.7				
KELCE, Travis	11	1	3	3.0	0	3	0.3	11	1	3	3.0	0	3	0.3				
WAUGH, Marcus	13	1	2	2.0	1	2	0.2	50	3	13	4.3	1	8	0.3				
Total	13	311	4014	12.9	39	81	308.8											
Opponents	13	267	2993	11.2	16	80	230.2											
Punting		no.	yds	avg	lg	blk	no.	yds	avg	lg	blk							
ROGERS, Jacob		43	1788	41.6	54	1	43	1788	41.6	54	1							
O'DONNELL, P.		7	265	37.9	50	0	7	265	37.9	50	0							
TEAM		1	0	0.0	0	0												
PIKE, Tony		1	21	21.0	21	0	1	21	21.0	21	0							
Total		52	2074	39.9	54	1												
Opponents		75	3161	42.1	62	0												
Kickoffs		no.	yds	avg	tb	ob	no.	yds	avg	tb	ob							
ROGERS, Jacob		92	6158	66.9	23	0	245	16091	65.7	47	2							
Total		92	6158	66.9	23	0												
Opponents		60	3775	62.9	5	1												

INDIVIDUAL SEASON/CAREER STATS ...

	SEASON						CAREER					
	g	plays	rush	pass	total	avg/g	g	plays	rush	pass	total	avg/g
Total Offense												
PIKE, Tony	10	369	6	2520	2526	252.6	27	776	128	5018	5146	190.6
COLLAROS, Zach	13	181	344	1434	1778	136.8	20	191	373	1436	1809	90.4
PEAD, Isaiah	13	121	806	0	806	62.0	20	151	1000	0	1000	50.0
RAMSEY, Jacob	12	74	439	0	439	36.6	51	323	1469	0	1469	28.8
ANDERSON, Chazz	4	14	27	33	60	15.0	7	112	-11	553	542	77.4
KAY, Brendon	2	6	24	27	51	25.5	2	6	24	27	51	25.5
KELCE, Travis	11	8	47	0	47	4.3	11	8	47	0	47	4.3
GOEBEL, John	9	12	41	0	41	4.6	36	145	648	0	648	18.0
WILLIAMS, D.	13	17	37	0	37	2.8	13	17	37	0	37	2.8
JOHNSON, Scott	7	2	35	0	35	5.0	17	13	114	0	114	6.7
GILYARD, Mardy	13	5	16	0	16	1.2	47	7	26	0	26	0.6
WINN, George	1	5	12	0	12	12.0	1	5	12	0	12	12.0
HINES, Quentin	3	2	5	0	5	1.7	3	2	5	0	5	1.7
ROGERS, Jacob	13	1	3	0	3	0.2	40	2	-8	0	-8	-0.2
TEAM	11	16	-39	0	-39	-3.5						
Total	13	833	1803	4014	5817	447.5						
Opponents	13	935	1869	2993	4862	374.0						

Scoring	td	fg	PAT				dxp	saf	pts	td	fg	PAT				dxp	saf	pts
			kick	rush	rcv	pass						kick	rush	rcv	pass			
ROGERS, Jacob	-	13-19	63-65	-	-	-	-	-	102	-	40-61	148-155	-	-	-	-	-	268
GILYARD, Mardy	15	-	-	-	1	-	-	-	92	31	-	-	-	1	-	-	-	188
PEAD, Isaiah	11	-	-	-	-	-	-	-	66	11	-	-	-	-	-	-	-	66
BINNS, Armon	11	-	-	-	-	-	-	-	66	11	-	-	-	-	-	-	-	66
RAMSEY, Jacob	6	-	-	-	-	-	-	-	36	12	-	-	-	-	-	-	-	72
COLLAROS, Zach	4	-	-	-	-	-	-	-	24	4	-	-	-	-	-	-	-	24
WOODS, DJ	4	-	-	-	-	-	-	-	24	4	-	-	-	-	-	-	-	24
GUIDUGLI, Ben	3	-	-	-	-	-	-	-	18	5	-	-	-	-	-	-	-	30
PIKE, Tony	2	-	-	-	-	1-1	-	-	12	3	-	-	-	-	1-2	-	-	18
ALLI, Kazeem	2	-	-	-	-	-	-	-	12	5	-	-	-	-	-	-	-	30
KELCE, Travis	2	-	-	-	-	-	-	-	12	2	-	-	-	-	-	-	-	12
WAUGH, Marcus	1	-	-	-	-	-	-	-	6	1	-	-	-	-	-	-	-	6
HOWARD, Charley	1	-	-	-	-	-	-	-	6	2	-	-	-	-	-	-	-	12
BARNETT, Marcus	1	-	-	-	-	-	-	-	6	16	-	-	-	-	-	-	-	96
ROBINSON, A.	1	-	-	-	-	-	-	-	6	1	-	-	-	-	-	-	-	6
JOHNSON, Scott	1	-	-	-	-	-	-	-	6	2	-	-	-	-	-	-	-	12
WILLIAMS, D.	1	-	-	-	-	-	-	-	6	1	-	-	-	-	-	-	-	6
TEAM	-	-	-	-	-	-	-	1	2									
Total	66	13-19	63-65	-	1	1-1	-	1	502									
Opponents	37	14-16	30-32	0-1	2	2-4	-	1	300									

Punt Returns	no.	yds	avg	td	lg	no.	yds	avg	td	lg
GILYARD, Mardy	16	202	12.6	1	53	22	259	11.8	1	53
WOODS, DJ	3	45	15.0	0	27	15	158	10.5	0	40
Total	19	247	13.0	1	53					
Opponents	24	264	11.0	1	87					

Kick Returns	no.	yds	avg	td	lg	no.	yds	avg	td	lg
GILYARD, Mardy	42	1281	30.5	2	99	93	2657	28.6	4	100
WILLIAMS, D.	8	245	30.6	1	100	8	245	30.6	1	100
THOMPSON, R.	2	0	0.0	0	0	2	0	0.0	0	0
HOWARD, Charley	1	0	0.0	0	0	1	0	0.0	0	0
BARNETT, Marcus	1	14	14.0	0	14	1	14	14.0	0	14
Total	54	1540	28.5	3	100					
Opponents	69	1410	20.4	0	51					

INDIVIDUAL SEASON/CAREER STATS ...

SEASON						CAREER										
Interceptions	no.	yds	avg	td	lg	no.	yds	avg	td	lg						
WEBSTER, Aaron	4	135	33.8	0	83	6	222	37.0	1	83						
SCHAFFER, JK	3	23	7.7	0	13	3	23	7.7	0	13						
FREY, Drew	2	0	0.0	0	0	2	0	0.0	0	0						
BATTLE, D.	2	0	0.0	0	0	2	0	0.0	0	0						
JONES, D.	1	-2	-2.0	0	0	1	-2	-2.0	0	0						
CAREY, Craig	1	21	21.0	0	21	1	21	21.0	0	21						
WAUGH, Marcus	1	14	14.0	0	14	1	14	14.0	0	14						
STEWART, Walter	1	-2	-2.0	0	0	1	-2	-2.0	0	0						
REVELS, Andre	1	0	0.0	0	0	2	3	1.5	0	3						
Total	16	189	11.8	0	83											
Opponents	8	102	12.8	0	30											
Fumble Returns	no.	yds	avg	td	lg	no.	yds	avg	td	lg						
JOHNSON, Reuben	1	4	4.0	0	4	1	4	4.0	0	4						
Total	1	4	4.0	0	4											
Opponents	0	0	0.0	0	0											
All Purpose	g	rush	rcv	pr	kr	ir	total	avg/g	g	rush	rcv	pr	kr	ir	total	avg/g
GILYARD, Mardy	13	16	1191	202	1281	0	2690	206.9	47	26	3003	259	2657	0	5945	126.5
PEAD, Isaiah	13	806	201	0	0	0	1007	77.5	20	1000	212	0	21	0	1233	61.7
BINNS, Armon	13	0	888	0	0	0	888	68.3	29	0	907	0	0	0	907	31.3
WOODS, DJ	12	0	640	45	0	0	685	57.1	26	0	808	158	23	0	989	38.0
RAMSEY, Jacob	12	439	145	0	0	0	584	48.7	51	1469	275	0	351	0	2095	41.1
GUIDUGLI, Ben	13	0	364	0	0	0	364	28.0	32	0	613	0	0	0	613	19.2
COLLAROS, Zac	13	344	0	0	0	0	344	26.5	20	373	0	0	0	0	373	18.6
WILLIAMS, D.	13	37	14	0	245	0	296	22.8	13	37	14	0	245	0	296	22.8
ROBINSON, A.	10	0	174	0	0	0	174	17.4	17	0	186	0	0	0	186	10.9
ALLI, Kazeem	13	0	156	0	0	0	156	12.0	51	0	415	0	17	0	432	8.5
WEBSTER, Aaro	13	0	0	0	0	135	135	10.4	46	0	0	0	0	222	222	4.8
BARNETT, Marc	9	0	95	0	14	0	109	12.1	36	37	1234	1	14	0	1286	35.7
GOEBEL, John	9	41	12	0	0	0	53	5.9	36	648	295	0	240	0	1183	32.9
HOWARD, Charl	13	0	52	0	0	0	52	4.0	39	15	161	0	0	0	176	4.5
KELCE, Travis	11	47	3	0	0	0	50	4.5	11	47	3	0	0	0	50	4.5
HOWARD, Jama	5	0	50	0	0	0	50	10.0	5	0	50	0	0	0	50	10.0
JOHNSON, Scott	7	35	0	0	0	0	35	5.0	17	114	1	0	0	0	115	6.8
WINN, George	1	12	19	0	0	0	31	31.0	1	12	19	0	0	0	31	31.0
ANDERSON, Ch	4	27	0	0	0	0	27	6.8	7	-11	0	0	0	0	-11	-1.6
KAY, Brendon	2	24	0	0	0	0	24	12.0	2	24	0	0	0	0	24	12.0
SCHAFFER, JK	13	0	0	0	0	23	23	1.8	25	0	0	0	0	23	23	0.9
CAREY, Craig	13	0	0	0	0	21	21	1.6	41	0	0	0	0	21	21	0.5
WAUGH, Marcus	13	0	2	0	0	14	16	1.2	50	18	13	0	58	14	103	2.1
PAYNE, Lynell	3	0	8	0	0	0	8	2.7	3	0	8	0	0	0	8	2.7
PIKE, Tony	10	6	0	0	0	0	6	0.6	27	128	0	0	0	0	128	4.7
HINES, Quentin	3	5	0	0	0	0	5	1.7	3	5	0	0	0	0	5	1.7
ROGERS, Jacob	13	3	0	0	0	0	3	0.2	40	-8	0	0	0	0	-8	-0.2
STEWART, Walt	13	0	0	0	0	-2	-2	-0.2	13	0	0	0	0	-2	-2	-0.2
JONES, D.	10	0	0	0	0	-2	-2	-0.2	15	5	0	0	0	-2	3	0.2
TEAM	11	-39	0	0	0	0	-39	-3.5								
Total	13	1803	4014	247	1540	189	7793	599.5								
Opponents	13	1869	2993	264	1410	102	6638	510.6								
Field Goals	att	good	long	blkd	att	good	long	blkd								
ROGERS, Jacob	19	13	47	0	61	40	55	4								
Total	19	13	47	0												
Opponents	16	14	50	0												

INDIVIDUAL SEASON/CAREER STATS ...

##	Defensive Leaders	SEASON										CAREER										
		gp	ua	a	total	tfl	sack	int	pbu	fr	ff	blk	gp	ua	a	total	tfl	sack	int	pbu	fr	ff
50	REVELS, Andre	13	45	64	109	4.5	.	1	2	.	.	46	118	121	239	6.0	.	2	7	1	2	.
37	SCHAFFER, JK	13	54	46	100	5.5	1.5	3	3	.	.	25	63	49	112	5.5	1.5	3	4	.	1	.
17	WEBSTER, Aaron	13	41	28	69	2.0	.	4	5	.	2	46	83	67	150	4.5	.	6	9	.	2	.
26	FREY, Drew	12	39	25	64	3.5	1.0	2	4	.	.	16	43	31	74	4.0	1.0	2	4	.	.	.
9	BATTLE, D.	12	44	16	60	4.0	.	2	4	.	1	26	52	21	73	5.0	.	2	5	.	1	.
54	STEWART, Walter	13	33	26	59	8.5	4.5	1	.	.	1	13	33	26	59	8.5	4.5	1	.	.	1	.
4	DANIELS, Alex	13	22	34	56	11.0	8.5	.	1	.	.	27	33	39	72	13.0	9.5	.	2	.	.	.
25	JONES, Brad	13	40	12	52	3.5	.	.	1	.	.	43	62	27	89	4.0	.	3	2	2	.	.
98	YOUNG, Curtis	10	31	19	50	11.0	2.0	36	59	31	90	23.5	9.5	.	.	.	1	.
90	MATHEWS, R.	13	19	25	44	12.5	3.5	36	25	33	58	12.5	3.5	.	.	1	.	.
99	GIORDANO, Dan	13	13	29	42	7.0	2.0	.	1	.	.	13	13	29	42	7.0	2.0	.	1	.	.	.
95	WOLFE, Derek	13	21	20	41	8.0	5.0	.	.	1	1	20	23	21	44	9.0	6.0	.	.	1	1	.
2D	JONES, D.	10	21	15	36	5.0	.	1	1	.	1	15	22	16	38	5.0	.	1	1	.	1	.
42	DAVIS, Dorian	13	14	12	26	1.0	13	14	12	26	1.0
58	MILLS, Brandon	13	15	10	25	8.0	3.5	13	15	10	25	8.0	3.5
40	HUGHES, John	13	9	14	23	6.0	2.0	26	19	24	43	8.5	4.0	.	.	.	1	.
24	RICHARDSON, Wes	13	13	8	21	0.5	.	.	.	1	.	25	16	14	30	0.5	1	.
87	HOWARD, Charley	13	9	9	18	0.0	39	23	17	40	0.0
43	ARMSTRONG, R.	4	8	7	15	1.0	1.0	15	11	14	25	1.5	1.0
7D	CAREY, Craig	13	3	12	15	2.5	1.5	1	.	.	1	41	10	20	30	3.0	1.5	1	2	.	1	.
21	CHEATHAM, C.	13	5	8	13	0.0	13	5	8	13	0.0
35	WAUGH, Marcus	13	5	6	11	0.5	.	1	.	.	.	50	5	6	11	0.5	.	1
81	HILTON, Tomaz	13	7	4	11	0.0	24	11	9	20	0.0
11	MCCAFFERTY, C.	13	4	4	8	0.0	.	.	.	1	.	37	17	7	24	0.0	1	.
48	BOMAR, Maalik	9	5	2	7	0.0	9	5	2	7	0.0
84	WOODARD, Orion	13	5	2	7	0.0	.	.	1	.	.	26	7	5	12	0.0	.	.	1	.	.	.
13	LAMBERT, Pat	13	3	4	7	0.0	13	3	4	7	0.0
45	TRIGG, Rob	2	3	3	6	2.5	14	7	6	13	2.5
5	JOHNSON, Reuben	11	4	1	5	0.0	.	.	1	.	.	11	4	1	5	0.0	.	.	1	.	.	.
97	ROGERS, Jacob	13	5	.	5	0.0	40	8	1	9	0.0
22	GOEBEL, John	9	2	2	4	0.0	36	3	3	6	0.0
57	CHEATHAM, O.	6	.	3	3	0.0	14	4	6	10	0.0
55	COOK, Austin	2	1	2	3	0.0	2	1	2	3	0.0
1D	WILLIAMS, Chris	10	2	1	3	0.0	10	2	1	3	0.0
85	BARNETT, Marcus	9	2	.	2	0.0	.	.	1	.	.	36	2	.	2	0.0	.	.	1	.	.	.
8	ALLI, Kazeem	13	1	1	2	0.0	51	2	2	4	0.0
93	WINDT, Mike	13	1	1	2	0.0	39	1	1	2	0.0
56	JUREK, Chris	13	.	2	2	0.0	37	.	2	2	0.0
1	GILYARD, Mardy	13	2	.	2	0.0	47	9	1	10	0.0	2
3	WOODS, DJ	12	1	1	2	0.0	26	1	1	2	0.0
5D	HANCOCK, Steve	2	2	.	2	2.0	1.0	2	2	.	2	2.0	1.0
41	RAINS, Jared	3	.	1	1	0.0	.	.	1	.	.	3	.	1	1	0.0	.	.	1	.	.	.
18	KELCE, Travis	11	.	1	1	0.0	11	.	1	1	0.0
23	PEAD, Isaiah	13	.	1	1	0.0	20	.	1	1	0.0
15	PIKE, Tony	10	1	.	1	0.0	27	2	1	3	0.0
20	RAMSEY, Jacob	12	1	.	1	0.0	51	4	2	6	0.0
19	GUIDUGLI, Ben	13	1	.	1	0.0	32	2	.	2	0.0
3H	HINES, Quentin	3	.	1	1	0.0	3	.	1	1	0.0
TM	TEAM	11	.	.	.	0.0
	Total	13	557	482	103	110	37	16	24	3	9
	Opponents	13	457	330	787	68	15	8	46	2	7	1

THE LAST TIME ...

SCORING:**A kickoff was returned for a touchdown:**

UC: Mardy Gilyard, at Pittsburgh, 12/5/09, 99 yards
 OPP: Mike Jenkins, USF, 11/3/07, 100 yards

A punt was returned for a touchdown:

UC: Mardy Gilyard, vs. SEMO, 9/12/09, 53 yards
 Antwuan Giddens at USF, 11/3/07, 0 yards (block)
 OPP: Robert McClain, Connecticut, 11/7/09, 87 yards
 Tiger Jones, Louisville, 11/27/04, 0 yards (block)

An interception was returned for a touchdown:

UC: Brandon Underwood, at Hawai'i, 12/06/08, 20 yards
 OPP: Robert McClain, UConn, 10/25/08, 28 yards

Two interceptions were returned for touchdowns:

UC: Shawn Ferguson at Memphis, 10/17/98, 83 & 40 yds
 OPP: C. Chenault and D. Johnson, Kentucky, 9/27/86

A fumble was recovered/returned for a touchdown:

UC: Angelo Craig, at Syracuse, 11/24/07 (16 yards)
 OPP: Craig Kobel, USF, 11/20/04 (0 yards)

A safety was recorded:

UC: vs. Rutgers, 7/9/09, sack in the end zone
 OPP: by Oregon State, 9/19/09, tackle in the end zone

A two-point conversion was made:

UC: at Pittsburgh (Gilyard pass from Pike), 12/5/09
 OPP: by Connecticut (Easley pass from Todman), 11/7/09

A defensive two-point conversion was made:

UC: Daven Holly vs. Miami (OH), 9/11/04
 OPP: David Williams, Houston, 11/14/98

An individual scored three touchdowns in a game:

UC: Mardy Gilyard, vs. Illinois (2 rec., 1 KR), 11/27/09
 OPP: Jordan Todman, Connecticut (4 rush), 11/7/09

LONG PLAYS:**A run went for 50 yards or more:**

UC: 52 by Isaiah Pead, vs. West Virginia, 11/13/09
 OPP: 58 by Tony Fiammetta, Syracuse, 11/29/08

A pass was completed for 50 yards or more:

UC: 68 yards from Pike to Gilyard, at Pittsburgh, 12/5/09
 OPP: 52 yards from Frazier to Moore, Connecticut, 11/7/09

A pass was completed for 75 yards or more:

UC: 81, Collaros to Binns, at Syracuse, 10/31/09
 OPP: 78 yards from Robinson to T. Smith, Syracuse, 11/24/07

RUSHING:**An individual rushed for 100+ yards in a game:**

UC: 175 by Isaiah Pead, vs. West Virginia, 11/13/09
 OPP: 194 by Dion Lewis, Pittsburgh, 12/5/09

An individual rushed for 200+ yards in a game:

UC: 238 yards by Richard Hall vs. Miami (OH), 9/11/04
 OPP: 234 yards by Leonard Henry, East Carolina, 11/10/01

An individual rushed 30 times in a game:

UC: 30 carries by Richard Hall vs. Army, 10/25/03
 OPP: 38 carries by Ryan Mathews, Fresno State, 9/26/09

An individual rushed 40 times in a game:

UC: 41 carries by DeMarco McCleskey vs. E. Carolina, 11/5/98
 OPP: 47 carries by Dion Lewis, Pittsburgh, 12/5/09

Two teammates rushed for 100+ yards in a game:

UC: Eddington (138 yds.) & R. Hall (117) vs. ECU, 9/1/03
 OPP: White (155) & Slaton (103), West Virginia, 11/17/07

PASSING:**An individual passed for 300+ yards in a game:**

UC: 302 yards by Tony Pike, at Pittsburgh, 12/5/09
 OPP: 382 yards by Matt Grothe, USF, 11/3/07

An individual passed for 400+ yards in a game:

UC: 480 yards by Zach Collaros, vs. Connecticut, 11/7/09
 OPP: 419 yards by Andrew Robinson, Syracuse, 11/24/07

An individual completed 30+ passes in a game:

UC: 32 by Tony Pike, vs. Illinois, 11/27/09
 OPP: 31 by Matt Grothe, USF, 11/3/07

An individual attempted 40 passes in a game:

UC: 44 by Tony Pike, at Pittsburgh, 12/5/09
 OPP: 42 by Cody Endres, UConn, 10/25/08

An individual attempted 50 passes in a game:

UC: 52 by Ben Mauk vs. Southern Miss, 12/22/07
 OPP: 54 by Matt Grothe, USF, 11/3/07

An individual threw three touchdown passes:

UC: 3 by Tony Pike, at Pittsburgh, 12/5/09
 OPP: 3 by Andrew Robinson, Syracuse, 11/24/07

An individual threw four touchdown passes:

UC: 6 by Tony Pike, vs. Illinois, 11/27/09
 OPP: 4 by Josh Betts, Miami (OH), 9/11/04

An individual threw five touchdown passes:

UC: 6, by Tony Pike, vs. Illinois, 11/27/09
 OPP: 5 by Jason McKinley, Houston, 11/14/98

An individual threw four interceptions in a game:

UC: 5 by Dustin Grutza vs. Miami (OH), 9/28/05
 OPP: 4 by Matt Grothe, USF, 11/3/07

RECEIVING:**An individual caught 10 or more passes in a game:**

UC: 12 by Mardy Gilyard, vs. Connecticut, 11/7/09
 OPP: 12 by Brian Robinson, Houston, 9/7/00

An individual had 100 yards receiving in a game:

UC: 118 by Mardy Gilyard, at Pittsburgh, 12/5/09
 104 by Armon Binns, at Pittsburgh, 12/5/09
 OPP: 160 by Mike Williams, Syracuse, 11/24/07
 126 by Taj Smith, Syracuse, 11/24/07

An individual had 200 yards receiving in a game:

UC: 210 by Marcus Barnett vs. West Virginia, 11/17/07
 OPP: 226 by Howard Twilley, Tulsa, 10/23/65

Two teammates had 100 yards receiving in a game:

UC: Gilyard & Binns, at Pittsburgh, 12/5/09
 OPP: Mike Williams and Taj Smith, Syracuse, 11/24/07

TOTAL OFFENSE:**An individual had 300 yards of total offense:**

UC: 402 by Tony Pike, vs. Illinois, 11/27/09
 OPP: 346 by Andrew Robinson, Syracuse, 11/24/07

An individual had 400 yards of total offense:

UC: 402 by Tony Pike, vs. Illinois, 11/27/09
 OPP: 457 by Matt Grothe, USF, 11/3/07

An individual had 200 all-purpose yards:

UC: 381 by Mardy Gilyard, at Pittsburgh, 12/5/09
 OPP: 317 by Jordan Todman, Connecticut, 11/7/09

KICKING:**An extra point kick was missed:**

UC: by Jacob Rogers, at Pittsburgh, 12/5/09
 OPP: by Garrett Palmer, San Diego State, 9/29/07

An individual made four field goals:

UC: 4 by Jacob Rogers, vs. Connecticut, 11/7/09
 OPP: 4, by Dave Teggart, UConn, 10/25/08

A 50-yard field goal was made:

UC: 53 yards by Jake Rogers, at Hawai'i, 12/06/08
 OPP: 52 yards by Pat McAfee, at West Virginia, 11/8/08

An individual punted 10 times:

UC: 10 by Chet Ervin at West Virginia, 9/13/03
 OPP: 10 by Teddy Dellaganna, Rutgers, 10/11/08

A team did not punt in a game:

UC: Miami (Ohio), 9/17/08
 OPP: Syracuse, 10/10/98

An individual blocked a punt:

UC: by Connor Barwin, at UConn, 10/25/08
 OPP: by Andrew Taglianetti, Pittsburgh, 11/22/08

An individual blocked a field goal:

UC: by Adam Roberts at Syracuse, 9/18/04
 OPP: by Mick Williams, Pittsburgh, 11/22/08

A player intercepted two passes in a game:

UC: 3 by DeAngelo Smith, vs. Southern Miss, 12/22/07
 OPP: 2 by Robert McClain, UConn, 10/25/08

TEAM:**A team rushed for 200 yards in a game:**

UC: 216, vs. West Virginia, 11/13/09
 OPP: 202 by West Virginia, 11/13/09

A team rushed for 300 yards in a game:

UC: 314 vs. SE Missouri State, 8/30/07
 OPP: 313 by West Virginia, 11/11/06

A team rushed for less than 100 yards in a game:

UC: 21 vs. Illinois, 11/27/09
 OPP: 30 by Miami (OH), 10/3/09

A team passed for more than 300 yards in a game:

UC: 302 at Pittsburgh, 12/5/09
 OPP: 395 by Oklahoma, 9/6/08

A team passed for more than 400 yards in a game:

UC: 480, vs. Connecticut, 11/7/09
 OPP: 419 by Syracuse, 11/24/07

A team passed for less than 100 yards in a game:

UC: 43 vs. Miami (OH), 9/30/06
 OPP: 59 by Syracuse, 11/29/08

A team had 400 yards of total offense:

UC: 420 vs. Illinois, 11/27/09
 OPP: 476 by Illinois, 11/27/09

A team had 500 yards of total offense:

UC: 711, vs. Connecticut, 11/7/09
 OPP: 592 by Oklahoma, 9/6/08

A team had 600 yards of total offense:

UC: 711, vs. Connecticut, 11/7/09
 OPP: 601 by Syracuse, 10/10/98

A team had less than 200 yards of total offense:

UC: 190 at Memphis, 11/11/00
 OPP: 176, by SEMO, 9/12/09

CINCINNATI'S RECORD ...

	2010	2009	2008	2007	Since 2007
When playing at home.....	0-0	6-0	6-0	4-2	16-2
When playing on road.....	0-0	6-0	5-2	5-1	17-3
At Neutral Sites.....	0-0	0-1	0-1	1-0	2-2
When playing on natural grass.....	0-0	2-0	0-3	3-1	5-4
When playing on artificial turf.....	0-0	10-1	11-0	7-2	29-3
When playing during the day.....	0-0	8-0	3-2	4-1	16-3
When playing at night.....	0-0	4-1	8-1	6-2	18-4
When scoring first.....	0-0	9-0	10-2	6-2	26-4
When opponent scores first.....	0-0	3-1	1-1	4-1	8-3
When leading after first quarter.....	0-0	8-0	9-1	8-2	26-3
When trailing after first quarter.....	0-0	2-1	1-1	1-0	4-2
When tied after first quarter.....	0-0	2-0	1-1	1-1	4-2
When leading at halftime.....	0-0	10-0	9-1	9-1	29-2
When trailing at halftime.....	0-0	1-1	2-2	1-1	4-4
When tied at halftime.....	0-0	1-0	0-0	0-1	1-1
When leading after three quarters.....	0-0	11-0	10-0	10-0	32-0
When trailing after three quarters.....	0-0	1-1	1-3	0-2	2-6
When tied after three quarters.....	0-0	0-0	0-0	0-1	0-1
In overtime.....	0-0	0-0	1-0	0-0	1-0
When Cincinnati has more rushing yards.....	0-0	8-0	7-0	8-1	24-1
When opponent has more rushing yards.....	0-0	4-1	3-3	2-2	9-6
When Cincinnati rushes for 200 or more yards.....	0-0	3-0	2-0	3-0	9-0
When Cincinnati rushes for 150 or more yards.....	0-0	4-0	2-0	4-0	11-0
When Cincinnati holds opponent to 100 rushing yards or less.....	0-0	3-0	6-0	8-1	17-1
When Cincinnati holds opponent to 150 rushing yards or less.....	0-0	4-0	7-0	8-1	20-1
When Cincinnati has more passing yards.....	0-0	11-0	8-2	5-2	24-4
When opponent has more passing yards.....	0-0	1-1	3-1	5-1	10-3
When Cincinnati passes for 300 or more yards.....	0-0	7-0	3-0	3-2	13-2
When Cincinnati passes for 200 or more yards.....	0-0	5-0	4-2	10-2	20-4
When Cincinnati holds opponent to 150 passing yards or less.....	0-0	2-0	2-0	1-1	5-1
When Cincinnati holds opponent to 100 passing yards or less.....	0-0	0-0	1-0	1-0	2-0
When Cincinnati has more total yards.....	0-0	10-0	10-0	7-1	27-1
When opponent has more total yards.....	0-0	2-1	1-2	3-2	7-5
When Cincinnati has more first downs.....	0-0	6-0	6-1	7-1	20-2
When opponent has more first downs.....	0-0	5-1	3-2	3-2	11-5
When first downs are equal.....	0-0	0-0	2-0	0-0	2-0
When Cincinnati forces more turnovers.....	0-0	8-0	2-0	8-0	19-0
In games decided by three points or less.....	0-0	3-0	3-0	1-0	7-0
In games decided by seven points or less.....	0-0	0-0	5-0	2-3	8-3
In black jerseys.....	0-0	3-0	6-1	5-2	15-3
In white jerseys.....	0-0	7-1	4-2	5-1	16-4
In red jerseys.....	0-0	2-0	1-0	0-0	3-0