



# 2011-12 CINCINNATI BEARCATS MEN'S BASKETBALL

BASKETBALL CONTACT: **ANDRE FOUSHEE**

andre.foushee@uc.edu

O/C: 513-556-5182/859-797-7871

**GoBEARCATS.COM**

CINCINNATI SPORTS COMMUNICATIONS: RICHARD E. LINDNER CENTER ▶ 2751 O'VARSIETY WAY, SUITE 860 ▶ CINCINNATI, OHIO 45221-0021 ▶ (P) 513.556.5191 ▶ (F) 513.556.0619

## SCHEDULE/RESULTS

DAY/DATE	OPPONENT	TV	TIME/RESULT
Tues./Nov. 1	McGILL (EXH.)		W, 75-41
Tues./Nov. 8	NORTHERN KY (EXH.)		W, 66-54
Sun./Nov. 13	ALABAMA STATE	F50	W, 65-40
Tues./Nov. 15	JACKSONVILLE ST.	F50	W, 73-59
Sat./Nov. 19	PRESBYTERIAN		L, 54-56
Mon./Nov. 21	NORTHWESTERN ST.	F50	W, 71-43
Fri./Nov. 25	MARSHALL	ESPN3 (OT)	L, 69-73
Tues./Nov. 29	MIAMI (OHIO)	F50	W, 56-47
Fri./Dec. 2	at Georgia	ESPNU	W, 57-51
Sat./Dec. 10	at No. 8 Xavier	ESPN2	L, 53-76
Wed./Dec. 14	at Wright State	ESPN2	W, 78-58
Sat./Dec. 17	RADFORD	ESPN3	W, 101-70
Wed./Dec. 21	ARK.-PINE BLUFF	F50	W, 101-53
Fri./Dec. 23	CHICAGO STATE	F50	W, 95-60
Thurs./Dec. 29	vs. Oklahoma-1	ESPNU	W, 56-55
Sun./Jan. 1	at No. 22 Pittsburgh*	BEN/F50	W, 66-63
Wed./Jan. 4	NOTRE DAME*	BEN/F50	W, 71-55
Sat./Jan. 7	ST. JOHN'S*	BEN/F50	L, 55-57
Mon./Jan. 9	at No. 11 Georgetown*	ESPNU	W, 68-64
Sat./Jan. 14	VILLANOVA*	BEN/CW	W, 82-78
Wed./Jan. 18	at No. 13 Connecticut*	ESPN2	W, 70-67
Sat./Jan. 21	at West Virginia*	ESPNU (OT)	L, 74-77
Mon./Jan. 23	No. 3 SYRACUSE*	ESPN	L, 53-60
Sat./Jan. 28	at Rutgers*	BEN/F50	L, 54-61
Sat./Feb. 4	DePAUL*	BEN/F50	W, 74-66
Wed./Feb. 8	at St. John's*	ESPNU	W, 76-54
Sat./Feb. 11	at No. 18 Marquette*	ESPNU	L, 78-95
Wed./Feb. 15	PROVIDENCE*	ESPNU	W, 81-66
Sat./Feb. 18	SETON HALL*	BEN/F50	W, 62-57
Thu./Feb. 23	No. 17 LOUISVILLE*	ESPN	W, 60-56
Sun./Feb. 26	at South Florida*	BEN/CW	L, 45-46
Wed./Feb. 29	No. 8 MARQUETTE*	ESPN2	W, 71-62
Sat./Mar. 3	at Villanova*	ESPN	W, 72-68
2012 BIG EAST Championship-2			
Thurs./Mar. 8	Qrts: No. 13 Georgetown	ESPN (2OT)	W, 72-70
Fri./Mar. 9	Semis: No. 2 Syracuse	ESPN	W, 71-68
Sat./Mar. 10	Finals: Louisville	ESPN	L, 44-50
2012 NCAA Tournament			
Fri./Mar. 16	2nd Rd: Texas-3	CBS	W, 65-59
Sun./Mar. 18	3rd Rd: No. 10 Florida St.-3	TBS	W, 62-56
Thurs./Mar. 22	Reg. Semi: No. 7 Ohio St.-4	CBS	Aprx 9:45 p.m.
Sat./March 24	Reg. Final: Syracuse-Wisconsin winner	TBA	
Mar. 31-Apr. 2	Final Four & Champ-5	CBS	TBA

\* - BIG EAST Conference game

All game times are Eastern and subject to change.

F50- Fox Sports Ohio; ESPN2-Televised on either ESPN or ESPN2;  
BEN- BIG EAST Network (F50 and WKRC-TV-Cincinnati; check local listing for other markets)

1-US Bank Arena (Cincinnati, Ohio); 2-Madison Square Garden (New York, N.Y.); 3-Nashville, Tenn., (Bridgestone Arena); 4-Boston (TD Garden); 5-New Orleans, La.

## 2012 NCAA CHAMPIONSHIP - EAST REGION SEMIFINALS

March 22 • TD Garden • Boston, Mass. • East Region

### GAME 37: <sup>6</sup> SEED CINCINNATI (26-10) vs. <sup>2</sup> SEED OHIO STATE (29-7)

#### Cincinnati Faces Ohio State in East Region Semifinal on Thursday

Sixth-seeded Cincinnati (26-10) plays in-state rival and second-seeded Ohio State (29-7) in an East regional semifinal contest Thursday at TD Garden in Boston. The game tips at approximately 9:45 p.m. ET. It will be televised by CBS and can be heard on 700 WLW.

The Bearcats earned their first trip to the regional semifinal since 2001 when they outlasted third-seeded Florida State 62-56 Sunday night at Bridgestone Arena in Nashville. Sean Kilpatrick led UC with 18 points while Dion Dixon added 15 points. Yancy Gates had 10 points while JaQuon Parker contributed nine points and 11 rebounds.

Ohio State advanced to the regional semifinal round after defeating Gonzaga 73-66 Saturday in Pittsburgh. Jared Sullinger and Deshaun Thomas scored 18 points apiece to lead the Buckeyes to victory.

Ohio State leads the series 5-4 over Cincinnati. The previous three meetings have taken place at a neutral site. The two teams last met at the John Wooden Tradition on Dec. 16, 2006 with the fourth-ranked Buckeyes claiming a 72-50 win. UC is 2-0 against Ohio State at the NCAA tournament. The Bearcats won consecutive national titles after defeating the Buckeyes in the 1961 (70-65 OT) and 1962 (71-59) title games.

## GAME AT A GLANCE

**Series History:** 10th meeting; Ohio State leads 5-4 overall; Cincinnati leads 2-1 at neutral sites and 2-0 in the NCAA Championship. Ohio State leads 3-2 in Columbus and 1-0 in Cincinnati. STREAK - Ohio State won the last meeting.

**Last Meeting:** Fourth-ranked Ohio State won 72-50 over Cincinnati at the John Wooden Tradition on Dec. 16, 2006.

**UC's NCAA Championship History:** 26th tournament appearance; UC is 43-24 all-time in the NCAA Championship en route to winning two national titles (1961 and 1962), making eight regional finals and six final fours. The 2011-12 campaign marks the 50th anniversary of UC's 1962 national title team and the 20th anniversary of the Bearcats' run to the 1992 Final Four.

**Last NCAA Appearance:** Cincinnati was seeded sixth in the West region of last year's tournament and defeated Missouri 78-63 in the second round before falling to Connecticut 69-58 in the third round. Both games were played in Washington, D.C.

**Last Game in the NCAA Championship:** UC defeated three-seed Florida State 62-56 in second-round action of the NCAA Championship on March 16, 2012 at Bridgestone Arena in Nashville, Tenn.

**Coaches:** Mick Cronin is in his sixth season at Cincinnati (113-87); ninth season overall (182-111). Cronin is 3-3 in the NCAA Championship (0-2 at Murray State and 3-1 at Cincinnati). Thad Mata is in his eighth season at Ohio State (219-64); 12th season overall (321-95).

**Rankings:** Florida State was ranked seventh in both the Associated Press and USA Today/ESPN Coaches polls for March 12. UC was not ranked in either poll.

**Radio:** 700 WLW; Dan Hoard provides play-by-play alongside color analyst Chuck Machock.

**TV:** CBS; Announcers: Verne Lundquist, Bill Raftery and Lesley Visser. Mark Wolff produces.

**UC Twitter Page:** @GoBEARCATS

## CINCINNATI PROBABLE STARTERS

No.	Name	Pos.	Ht.	Wt.	Cl.	Hometown	GP/GS	PPG	RPG	APG	MIN
1	Cashmere Wright	G	6-0	175	R-Jr.	Savannah, Ga.	36/35	10.7	3.8	4.6	31.2
3	Dion Dixon	G	6-3	195	Sr.	Chicago, Ill.	36/36	13.1	3.4	2.1	34.1
23	Sean Kilpatrick	G	6-4	215	R-So.	White Plains, N.Y.	36/36	14.3	4.7	2.1	34.5
44	JaQuon Parker	G	6-3	210	Jr.	Suffolk, Va.	29/23	9.3	5.6	1.2	26.4
34	Yancy Gates	F	6-9	260	Sr.	Cincinnati, Ohio	30/28	12.4	9.1	0.9^	32.1

^ - Blocks; \* - Steals; Starters listed are from previous game.

## STREAKS, STORYLINES, SIDEBARS

- ▶ The Bearcats' No. 6 seed in the East region is their highest in the NCAA Championship since earning a No. 4 seed in the Atlanta Region in the 2004 tournament.
- ▶ Cincinnati is one of only five programs in the nation to play in three consecutive NCAA national title games (1961-63), joining Ohio State (1960-62), UCLA (1967-73), Duke (1990-92) and Kentucky (1996-98). The Bearcats won the crown in 1961 and 1962 and were second in 1963.
- ▶ UC head coach Mick Cronin has rebuilt the Cincinnati program during his six-year tenure, increasing the win total in each

of his first five seasons (11 in 2006-07, 13 in 2007-08, 18 in 2008-09, 19 in 2009-10 and 26 in 2010-11).

- ▶ Cincinnati set the school record for BIG EAST Conference wins (12) and the best finish (tied for fourth) this season. UC was 12-6 in the league to tie Georgetown and USF.
- ▶ Since starting the 2011-12 season at 5-3, the Bearcats have won 21 of their last 28 contests.
- ▶ A win Sunday against Florida State would send Cincinnati to its first regional final since 1996.

# BEARCATS IN THE NCAA TOURNAMENT

**2012 SEED: NO. 6**

Head Coach: Mick Cronin  
 Captains: Yancy Gates, Dion Dixon  
 East Regional ..... Nashville, Tenn.  
 M 16 Texas ..... W 65-59  
 M 18 Florida State ..... W 62-56

**2011 FINAL RECORD: 26-9 SEED: NO. 6**

Head Coach: Mick Cronin  
 Captains: Rashad Bishop, Larry Davis, Ibrahima Thomas, Eddie Tyree, Darnell Wilks  
 West Regional ..... Washington, D.C.  
 M 17 Missouri ..... W 78-63  
 M 19 Connecticut ..... L 58-69

**2005 FINAL RECORD: 25-8 SEED: NO. 7**

Head Coach: Bob Huggins  
 Captains: Jason Maxiell, Nick Williams  
 Austin Regional ..... Indianapolis, Ind.  
 M 17 Iowa ..... W 76-64  
 M 19 Kentucky ..... L 60-69

**2004 FINAL RECORD: 25-7 SEED: NO. 4**

Head Coach: Bob Huggins  
 Captains: Jason Maxiell, Field Williams  
 Atlanta Regional ..... Columbus, Ohio  
 M 19 East Tennessee St. .... W 80-77  
 M 21 Illinois ..... L 68-92

**2003 FINAL RECORD: 17-12 SEED: NO. 8**

Head Coach: Bob Huggins  
 Captain: Leonard Stokes  
 West Regional ..... Salt Lake City, Utah  
 M 20 Gonzaga ..... L 69-74

**2002 FINAL RECORD: 31-4 SEED: NO. 1**

Head Coach: Bob Huggins  
 Captains: Steve Logan, Immanuel McElroy  
 West Regional ..... Pittsburgh, Pa.  
 M 15 Boston University ..... W 90-52  
 M 17 UCLA ..... L-2ot 101-105

**2001 FINAL RECORD: 25-10 SEED: NO. 5**

Head Coach: Bob Huggins  
 Captains: Steve Logan, Kenny Satterfield  
 West Regional ..... San Diego, Cal.  
 M 15 Brigham Young ..... W 84-59  
 M 17 Kent State ..... W 66-43  
 West Regional Finals ..... Anaheim, Cal.  
 M 22 Stanford ..... L 65-78

**2000 FINAL RECORD: 29-4 SEED: NO. 2**

Head Coach: Bob Huggins  
 Captains: Kenyon Martin, Pete Mickeal  
 South Regional ..... Nashville, Tenn.  
 M 17 UNC Wilmington ..... W 64-47  
 M 19 Tulsa ..... L 61-69

**1999 FINAL RECORD: 27-6 SEED: NO. 3**

Head Coach: Bob Huggins  
 Captains: Melvin Levett, Kenyon Martin  
 East Regional ..... Boston, Mass.  
 M 12 George Mason ..... W 72-48  
 M 14 Temple ..... L 54-64

**1998 FINAL RECORD: 27-6 SEED: NO. 2**

Head Coach: Bob Huggins  
 Captains: D'Juan Baker, Bobby Brannen  
 West Regional ..... Boise, Idaho  
 M 12 Northern Arizona ..... W 65-62  
 M 14 West Virginia ..... L 74-75

**1997 FINAL RECORD: 26-8 SEED: NO. 3**

Head Coach: Bob Huggins  
 Captains: Damell Burton, Damon Flint, Danny Fortson  
 Midwest Reg. .... Auburn Hills, Mich.  
 M 13 Butler ..... W 86-69  
 M 15 Iowa State ..... L 66-67

**1996 FINAL RECORD: 27-4 SEED: NO. 2**

Head Coach: Bob Huggins  
 Captain: Keith Gregor  
 Southeast Regional ..... Orlando, Fla.  
 M 15 UNC Greensboro ..... W 66-61  
 M 17 Temple ..... W 78-65  
 Southeast Reg. Finals ..... Lexington, Ky.  
 M 22 Georgia Tech ..... W 87-70  
 M 24 Mississippi State ..... L 63-73

**1995 FINAL RECORD: 23-11..... SEED: NO. 7**

Head Coach: Bob Huggins  
 Captains: Curtis Bostic, LaZelle Durden, Keith Gregor  
 West Regional ..... Salt Lake City, Utah  
 M 16 Temple ..... W 77-71  
 M 18 Connecticut ..... L 91-96

**1994 FINAL RECORD: 22-10 SEED: NO. 8**

Head Coach: Bob Huggins  
 Captains: Curtis Bostic, Keith Gregor  
 West Regional ..... Ogden, Utah  
 M 17 Wisconsin ..... L 72-80

**1993 FINAL RECORD: 27-5 SEED: NO. 2**

Head Coach: Bob Huggins  
 Captains: Tarrance Gibson, Terry Nelson  
 East Regional ..... Syracuse, N.Y.  
 M 19 Coppin State ..... W 93-66  
 M 21 New Mexico State ..... W 92-55  
 East Reg. Finals ..... E. Rutherford, N.J.  
 M 26 Virginia ..... W 71-54  
 M 28 North Carolina ..... L-ot 68-75

**1992 NCAA FINAL FOUR FINAL RECORD: 29-5 SEED: NO. 3**

Head Coach: Bob Huggins  
 Captains: Anthony Buford, Herb Jones, Mike Reicheneker  
 Midwest Regional ..... Dayton, Ohio  
 M 13 Delaware ..... W 85-47  
 M 14 Michigan State ..... W 77-65  
 Midwest Reg. Finals ..... Kansas City, Mo.  
 M 20 Texas-El Paso ..... W 69-67  
 M 22 Memphis State ..... W 88-57  
 Final Four Minneapolis, Minn.  
 A 4 Michigan ..... L 72-76

**1977 FINAL RECORD: 25-5**

Head Coach: Gale Catlett  
 Captain: Gary Yoder  
 Midwest Regional ..... Omaha, Neb.  
 M 12 Marquette ..... L 51-66

**1976 FINAL RECORD: 25-6**

Head Coach: Gale Catlett  
 Captains: Mike Artis, Garry Kamstra, Hal Ward  
 Midwest Regional ..... Lawrence, Kan.  
 M 13 Notre Dame ..... L 78-79

**1975 FINAL RECORD: 23-6**

Head Coach: Gale Catlett  
 Captain: Steve Collier  
 Midwest Regional ..... Lubbock, Tex.  
 M 15 Texas A&M ..... W 73-68  
 Midwest Reg. Final ..... Las Cruces, N.M.  
 M 20 Louisville ..... L 63-78  
 M 22 Notre Dame ..... W 95-87

**1966 FINAL RECORD: 21-7**

Head Coach: Tay Baker  
 Captain: Don Rolfes  
 Midwest Regional ..... Lubbock, Tex.  
 M 11 Texas-El Paso ..... L-ot 76-78  
 M 12 So. Methodist ..... L 84-89

**1963 NCAA RUNNER-UP FINAL RECORD: 26-2**

Head Coach: Ed Jucker  
 Captain: Tony Yates  
 Midwest Regional ..... Lawrence, Kan.  
 M 15 Texas ..... W 73-68  
 M 16 Colorado ..... W 67-60  
 Final Four Louisville, Ky.  
 M 22 Oregon State ..... W 80-46  
 M 23 Loyola (IL) ..... L-ot 58-60

**1962 NCAA CHAMPIONS FINAL RECORD: 29-2**

Head Coach: Ed Jucker  
 Captain: Paul Hogue  
 Midwest Regional ..... Manhattan, Kan.  
 M 16 Creighton ..... W 66-46  
 M 17 Colorado ..... W 73-46  
 Final Four Louisville, Ky.  
 M 23 UCLA ..... W 72-70  
 M 24 Ohio State ..... W 71-59

**1961 NCAA CHAMPIONS FINAL RECORD: 27-3**

Head Coach: Ed Jucker  
 Captains: Bob Weisenhahn, Carl Bouldin  
 Midwest Regional ..... Lawrence, Kan.  
 M 17 Texas Tech ..... W 78-55  
 M 18 Kansas State ..... W 69-64  
 Final Four Kansas City, Mo.  
 M 24 Utah ..... W 82-67  
 M 25 Ohio State ..... W-ot 70-65

**1960 NCAA FINAL FOUR FINAL RECORD: 28-2**

Head Coach: George Smith  
 Captains: Oscar Robertson, Ralph Davis  
 Midwest Regional ..... Manhattan, Kan.  
 M 11 DePaul ..... W 99-59  
 M 12 Kansas ..... W 82-71  
 Final Four San Francisco, Calif.  
 M 18 California ..... L 69-77  
 M 19 New York U. .... W 95-71

**1959 NCAA FINAL FOUR FINAL RECORD: 26-4**

Head Coach: George Smith  
 Captains: Oscar Robertson, Mike Mendenhall  
 Midwest Regional ..... Lawrence, Kan.  
 M 13 Texas Christian ..... W 77-73  
 M 14 Kansas State ..... W 85-75  
 Final Four Louisville, Ky.  
 M 20 California ..... L 58-64  
 M 21 Louisville ..... W 98-85

**1958 FINAL RECORD: 25-3**

Head Coach: George Smith  
 Captains: Connie Dierking, Wayne Stevens  
 Midwest Regional ..... Lawrence, Kan.  
 M 14 Kansas State ..... L-ot 80-83  
 M 15 Arkansas ..... W 97-62

**UC IN THE NCAA TOURNAMENT**

1958	1-1	Midwest Regional—3rd place
1959	3-1	Midwest Regional—Champs Final Four—3rd place
1960	3-1	Midwest Regional—Champs Final Four—3rd place
1961	4-0	Midwest Regional—Champs Final Four—National Champs
1962	4-0	Midwest Regional—Champs Final Four—National Champs
1963	3-1	Midwest Regional—Champs Final Four—Runner-Up
1966	0-2	Midwest Regional—4th place
1975	2-1	Midwest Regional—3rd place
1976	0-1	Midwest Pre-Regional
1977	0-1	Midwest Pre-Regional
1992	4-1	Midwest Regional (No. 4 seed) Regional Champs Final Four—Semifinalist
1993	3-1	East Regional (No. 2 seed) Regional Runner-up
1994	0-1	West Regional (No. 8 seed)
1995	1-1	West Regional (No. 7 seed)
1996	3-1	Southeast Regional (No. 2 seed) Regional Runner-up
1997	1-1	Midwest Regional (No. 3 seed)
1998	1-1	West Regional (No. 2 seed)
1999	1-1	East Regional (No. 3 seed)
2000	1-1	South Regional (No. 2 seed)
2001	2-1	West Regional (No. 5 seed)
2002	1-1	West Regional (No. 1 seed)
2003	0-1	West Regional (No. 8 seed)
2004	1-1	Atlanta Regional (No. 4 seed)
2005	1-1	Austin Regional (No. 7 seed)
2011	1-1	West Regional (No. 6 seed)
2012	2-0	East Regional (No. 6 seed)

# BEARCATS IN THE NCAA TOURNAMENT

## CINCINNATI IN THE NCAA TOURNAMENT

- ▶ The Bearcats are making their 26th NCAA Championship appearance overall and their 16th in the past 21 years.
- ▶ UC is in the midst of its first back-to-back appearances in the tournament since 2004 and 2005.
- ▶ The Bearcats returned to the tournament for the first time in six seasons last year as a No. 6 seed in the West region. UC knocked off Missouri 78-63 in the second round in Washington, D.C., before falling to fellow BIG EAST Conference member and eventual national champion, Connecticut 69-58 two days later.
- ▶ During its NCAA Championship history, Cincinnati has compiled a 43-24 all-time record en route to winning two national titles (1961 and 1962) and making eight regional finals and six final fours.
- ▶ The 2011-12 campaign marks the 50th anniversary of UC's 1962 national title team and the 20th anniversary of the 1992 run to the Final Four.
- ▶ UC is making its first appearance in the Sweet 16 since the 2001 season. The Bearcats fell to Stanford 78-65 in the West Region Semifinal.
- ▶ UC is 3-1 in the regional semifinal in the NCAA's current championship format.
- ▶ The 2012 Championship marks the third time UC has been slotted in the East Region. UC holds a 6-2 mark in East Region play.
- ▶ UC holds a 1-1 record in NCAA Championship games in Boston. The Bearcats, playing as a No. 3 seed, knocked off 14th-seeded George Mason, 72-48 in the first round before falling to sixth-seeded Temple, 64-54, in the second round. The 1999 games were played in TD Garden, which was known as the Fleet Center from 1995-2005.
- ▶ UC and Ohio State share a pair of common opponents this season in Miami (OH) and Wright State. UC beat Miami (OH) 56-47 inside Fifth Third Arena on Nov. 29 and knocked off Wright State on the road, 78-58, on Dec. 14. The Buckeyes defeated Wright State 73-42 on Nov. 11 and beat Miami (OH) 69-40 on Dec. 22 with both games taking place in Columbus.
- ▶ OSU's Alex Rogers (Oak Hills) and Jordan Sibert (Princeton) are Cincinnati natives.
- ▶ Buckeyes head coach Thad Matta was the head coach at Xavier from 2001-04 and was an assistant at Miami (OH) in 1994-95 and 1996-97.
- ▶ Ohio State's video coordinator, Greg Paulus, started at quarterback for Syracuse against UC on Oct. 31, 2009 in the Carrier Dome.

## LOOKING WAY BACK

- ▶ The Bearcats and Buckeyes will meet in postseason play for the first time since the 1961-62 season when UC beat OSU 71-59 in the 1962 NCAA Championship Game.
- ▶ Paul Hogue and Tom Thacker put the Bearcats on their backs as the duo combined to score 12 of UC's 13 field goals in the first half and combined to score 29 points, which matched the output for the entire Buckeyes squad as UC entered the half with a 37-29 lead.
- ▶ In the second half, a free throw by Jerry Lucas with 18:39 to play in the second half cut the Ohio State deficit to seven points, 37-30, but that was as close as Ohio State got in the second half as the Bearcats outscored the Buckeyes 34-30 in the second half to win its second

national championship, 71-59. Hogue led all scorers with 22 points, while Thacker added 21 points in the triumph.

- ▶ It was the second-straight National Championship for UC, who had defeated Ohio State in overtime, 70-65 to close out the 1960-61 campaign.

## SCOUTING OHIO STATE

- ▶ Overall record: 29-7
- ▶ Conference record: 13-5
- ▶ Head Coach: Thad Matta
- ▶ 2012 Big Ten Conference Co-Regular Season Champion and tournament runner up.
- ▶ Sporting News/USBWA All-American: Jared Sullinger
- ▶ First-Team All-Big Ten: Jared Sullinger
- ▶ Second-Team All-Big Ten: William Buford, Deshaun Thomas
- ▶ Honorable Mention All-Big Ten: Aaron Craft
- ▶ Big Ten Defensive Player of the Year: Aaron Craft
- ▶ Scoring leader: Jared Sullinger, 17.4 ppg
- ▶ Rebounding leader: Jared Sullinger, 9.1 rpg
- ▶ Assists leader: Aaron Craft, 4.7 apg

## SERIES HISTORY

- ▶ Total: Ohio State leads 5-4
- ▶ In Cincinnati: Ohio State leads 1-0
- ▶ In Columbus: Ohio State leads 3-2
- ▶ Neutral: UC leads 2-1
- ▶ Current Streak: Ohio State — 1
- ▶ UC's NCAA Tournament record vs. OSU: 2-0
- ▶ Mick Cronin's record vs. OSU: 0-1
- ▶ Thad Matta's record vs. UC: 3-1

2/4/1905	A	L	42-6
1/12/1907	A	W	32-30
1/16/1909	A	L	57-24
1/20/1912	A	L	61-15
1/3/1920	Sch	L	15-13
12/10/1921	A	W	33-17
3/25/1961	N	W (OT)	70-65*
3/24/1962	N	W	71-59*
12/16/2006	N	L	72-50

\*-NCAA Championship Play

## CINCINNATI VS. THE 2012 EAST REGION

Opponent	UC Record	at NCAA	Last Meeting
1. Syracuse	3-7	N/A	3-9-12 (UC 71, SU 68)
2. Ohio State	4-5	2-0	12-16-06 (UC 50, OSU 72)
4. Wisconsin	5-1	0-1	3-17-94 (UW 80, UC 72)

## UC AT THE NCAA TOURNAMENT

- ▶ Previous appearances: 25
- ▶ Record: 43-24 (.636)
- ▶ 8 Elite Eight Appearances
- ▶ 6 Final Four Appearances
- ▶ 2 National Championships

## RECORD BY REGION AT THE NCAA TOURNAMENT

Atlanta Regional: 1-1      Austin Regional: 1-1  
 East Regional: 6-2      Midwest Region: 25-11  
 South Regional: 1-1      Southeast Regional: 3-1  
 West Regional: 6-7

## RECORD BY SEED AT THE NCAA TOURNAMENT

No. 1 seed: 1-1      No. 2 seed: 8-4  
 No. 3 seed: 6-3      No. 4 seed: 1-1  
 No. 5 seed: 2-1      No. 6 seed: 3-1  
 No. 7 seed: 2-2      No. 8 seed: 0-2

## RECORD BY LOCATION AT THE NCAA TOURNAMENT

Anaheim, Calif.: 0-1      Auburn Hills, Mich.: 1-1  
 Boise, Idaho: 1-1      Boston, Mass.: 1-1  
 Columbus, Ohio: 1-1      Dayton, Ohio: 2-0  
 E. Rutherford, N.J.: 1-1      Indianapolis, Ind.: 1-1  
 Kansas City, Mo.: 2-0      Las Cruces, N.M.: 1-1  
 Lawrence, Kan.: 7-1      Lexington, Ky.: 1-1  
 Louisville, Ky.: 4-2      Lubbock, Texas: 1-2  
 Manhattan, Kan.: 2-0      Minneapolis, Minn.: 0-1  
 Nashville, Tenn.: 3-1      Ogden, Utah: 0-1  
 Omaha, Neb.: 0-1      Orlando, Fla.: 2-0  
 Pittsburgh, Pa.: 1-1      Salt Lake City, Utah: 1-2  
 San Diego, Calif.: 2-0      San Francisco, Calif.: 1-1  
 Syracuse, N.Y.: 2-0      Washington, D.C.: 1-1

## UC TEAM-SINGLE GAME RECORDS (NCAAs)

Points	101	v. UCLA, 2002
FG	43	v. DePaul, 1960
FGA	80	v. UCLA, 2002
FG Pct.	.614	v. Temple, 1995
3-FG	15	v. Connecticut, 1995
3-FGA	32	v. East Tenn. St., 2004
3-FG Pct	.579	v. Brigham Young, 2001
FT	27	v. Arkansas, 1958
FTA	39	v. Oregon State, 1963
FT Pct.	.900	v. Temple, 1996
Assists	24	v. Louisville, 1959
Rebounds	68	v. Texas Tech, 1961

## UC INDIVIDUAL-SINGLE GAME RECORDS (NCAAs)

Points	56	Oscar Robertson v. Arkansas, 1958
FG	21	Oscar Robertson v. Arkansas, 1958
FGA	36	Oscar Robertson v. Arkansas, 1958
3-FG	6	Nick Van Exel v. N. Carolina, 1993
3-FGA	14	Nick Van Exel v. N. Carolina, 1993
FT	14	Oscar Robertson v. Arkansas, 1958
FTA	19	Oscar Robertson v. Louisville, 1959
Assists	9	Oscar Robertson v. California, 1959 Damon Flint v. Butler, 1997
Rebounds	20	Mike Franklin v. Notre Dame, 1975

**2011-12 QUICK FACTS**

Location .....Cincinnati, OH 45221  
 Founded .....1819  
 Enrollment .....42,421  
 Affiliation /Conference ..... NCAA Division I / BIG EAST  
 Nickname ..... Bearcats  
 Colors ..... Red & Black  
 Arena / Capacity ..... Fifth Third Arena / 13,176  
 President ..... Dr. Gregory H. Williams  
 Alma Mater, Year ..... Ball State, 1966  
 Athletics Director ..... Whit Babcock  
 Alma Mater, Year ..... James Madison, 1992  
 Faculty Representative ..... Dr. Fritz Russ

**HISTORY**

First Year of Basketball ..... 1901-02  
 All-time Record ..... 1,633-955 (.631)/2,587 games  
 Previous NCAA Tournament appearances/last ..... 25/2011  
 Previous NCAA Tournament record ..... 42-24 (.636)  
 Postseason NIT appearances/last ..... 10/2010  
 Last Postseason Opponent ..... Connecticut (NCAA, 2011)  
 Result ..... vs. UConn 69, UC 58 (Third Round)

**2010-11 TEAM INFORMATION**

Overall Record ..... 26-9  
 BIG EAST Record/Finish ..... 11-7 (T-6th)  
 Leading Scorer ..... Yancy Gates, F (11.9 ppg)  
 Leading Rebounder ..... Yancy Gates, F (6.9 rpg)  
 Leading Assists ..... Cashmere Wright, G (3.9 apg)

**2011-12 TEAM INFORMATION**

Starters Returning/Lost ..... 3/2  
 Letterwinners Returning/Lost ..... 7/7  
 Percent of scoring returning ..... 65.9  
 Percent of rebounding returning ..... 57.9

**COACHING STAFF**

Head Coach ..... Mick Cronin (Cincinnati '97)  
 Basketball Office Phone ..... (513) 556-0697  
 Best time to reach coach ..... Weekday mornings  
 Associate Head Coach ..... Larry Davis (Asbury '78)  
 Assistant Coach ..... George Jackson (Wittenberg '79)  
 Assistant Coach ..... Darren Savino (Jersey City College '94)  
 Dir. of Operations ..... Drew Seidenberger (Cincinnati '09)  
 Dir. of Student Devel. .... Chris Shumate (Murray State '04)  
 Video Coordinator ..... Mark Berger (Cincinnati '01)  
 Athletics Trainer & Assoc. AD/Sports Medicine  
 ..... Bob Mangine (Pittsburgh '77)  
 Administrative Assistant ..... Winona Shaw-Gunn

**UC SPORTS COMMUNICATIONS**

Basketball Contact ..... Andre Foushee, Ast. Sports Comm. Dir.  
 Office // Cell ..... (513) 556-5182 // (859) 797-7871  
 Fax ..... (513) 556-0619  
 Email ..... andre.foushee@uc.edu  
 Twitter ..... @GoBEARCATS or @Andre\_UCSID  
 Assoc. AD/External & Media Communications ..... Doug Mosley  
 Office // Cell ..... (513) 556-0667 // (318) 366-8734  
 Email ..... doug.mosley@uc.edu  
 Web site ..... GoBEARCATS.com  
 Fifth Third Arena press row ..... (513) 556-3800

**SCOUTING SYRACUSE**

- ▶ Overall record: 33-2
- ▶ Conference record: 17-2
- ▶ Head Coach: Jim Boeheim
- ▶ 2012 BIG EAST Conference Regular Season Champion
- ▶ First-Team All-BIG EAST: Kris Joseph
- ▶ Second-Team All-BIG EAST: Scoop Jardine
- ▶ Scoring leader: Kris Joseph, 13.7 ppg
- ▶ Rebounding leader: CJ Fair, 5.4 rpg
- ▶ Assists leader: Scoop Jardine, 4.9 apg

**SERIES HISTORY**

- ▶ Total: Syracuse leads 7-3
- ▶ In Cincinnati: Syracuse leads 3-1
- ▶ In Syracuse: Syracuse leads 3-1
- ▶ Neutral: Tied 1-1
- ▶ Current Streak: Cincinnati — 1
- ▶ UC's NCAA Tournament record vs. SU: 0-0
- ▶ Mick Cronin's record vs. SU: 2-5
- ▶ Jim Boeheim's record vs. UC: 7-3

1/14/2006	SC	L	77-58
2/15/2006	A	W	82-65
3/8/2006	N	L	74-73
1/17/2007	A	L	77-76
1/9/2008	SC	W	74-66
3/1/2009	A	L	87-63
2/7/2010	SC	L	71-54
1/15/2011	A	L	67-52
1/23/2012	H	L	60-53
3/9/2012	N	W	71-68

\*-NCAA Championship Play

**SCOUTING WISCONSIN**

- ▶ Overall record: 29-7
- ▶ Conference record: 13-5
- ▶ Head Coach: Bo Ryan
- ▶ 2012 Big Ten Conference Co-Regular Season Champion and tournament runner up.
- ▶ First-Team All-Big Ten: Jordan Taylor
- ▶ Honorable Mention All-Big Ten: Jared Berggren, Ryan Evans
- ▶ Big Ten All-Defensive Team: Josh Gasser
- ▶ Scoring leader: Jordan Taylor, 14.7 ppg
- ▶ Rebounding leader: Ryan Evans, 6.8 rpg
- ▶ Assists leader: Jordan Taylor, 4.0 apg

**SERIES HISTORY**

- ▶ Total: UC leads 5-1
- ▶ In Cincinnati: UC leads 2-0
- ▶ In Madison: UC leads 2-0
- ▶ Neutral: Series tied 1-1
- ▶ Current Streak: UW — 1
- ▶ UC's NCAA Tournament record vs. UW: 1-0
- ▶ Mick Cronin's record vs. UW: 0-0
- ▶ Bo Ryan's record vs. UC: 0-1

12/9/1961	A	W	86-67
12/30/1961	N	W	101-71*
12/14/1963	FH	W	65-60
12/22/1965	FH	W	87-74
12/3/1966	A	W(OT)	77-70
3/17/1994	N	L	80-72

\*-NCAA Championship Play

**AGAINST THE BIG TEN IN NCAA PLAY**

- ▶ UC is 4-3 against the current Big Ten Conference membership in the NCAA Championship.
- ▶ The Bearcats last met a Big Ten school on March 17, 2005, beating Iowa 76-64 in the first round of the Austin Regional in Indianapolis, Ind.
- ▶ UC has not met a Big Ten school outside of the opening weekend of the championship since falling to Michigan, 76-72, in the 1992 National Semifinal in Minneapolis, Minn.

**AGAINST THE BIG EAST IN NCAA PLAY**

- ▶ UC is 3-6 against fellow BIG EAST Conference schools in the NCAA Championship.
- ▶ Last year, UC faced eventual National Champion Connecticut in the round of 32, dropping a 69-58 decision to the Huskies in Washington, D.C.

**OHIO, THE HEART OF IT ALL**

- ▶ The State of Ohio is the first to place four schools in the Sweet 16, according to the NCAA.
- ▶ The research dates to 1985 when the bracket was expanded and every team needed to win twice to reach the regional semifinals.
- ▶ UC, seeded sixth in the East, became the fourth team from the state to advance when just after midnight Sunday ET, the Bearcats knocked off East No. 3 seed Florida State.
- ▶ Cincinnati join Xavier (10th seed in the South), Ohio University (13 seed in the Midwest) and Ohio State (second seed in the East) for round of 16 play Thursday and Friday.

**KILPATRICK NAMED SECOND TEAM ALL-BIG EAST**

- ▶ UC sophomore Sean Kilpatrick has been named Second Team All-BIG EAST Conference by the league's coaches it was announced on March 4.
- ▶ Kilpatrick, a 6-4, 215-pound guard from White Plains, N.Y., averaged 14.6 points and 4.8 rebounds while shooting 42.4 percent from the field, 36.4 percent from three-point range and averaging 2.5 three-pointers per game during the regular season. He tied for first in the conference for three-pointers made while ranking 15th in scoring.
- ▶ Kilpatrick was named to the BIG EAST All-Rookie Team as freshman a year ago.

**GATES & WRIGHT NAMED TO BIG EAST CHAMPIONSHIP ALL-TOURNAMENT TEAM**

- ▶ Senior forward Yancy Gates was named to the BIG EAST Championship all-tournament team after averaging a team-best 16.7 points to go with 7.0 rebounds in three games last week in New York City. He scored a season-high 23 points on 10-of-19 shooting to go with eight rebounds and three steals in 46 minutes in UC's 72-70 double-overtime win over Georgetown in the quarterfinals. He also posted 18 points and seven rebounds in a 71-68 win over Syracuse in the semifinals.
- ▶ Junior guard Cashmere Wright was named to the BIG EAST Championship all-tournament team after averaging 12.3 points, 3.3 rebounds and 2.7 steals in three games. He also shot 47.1 percent from the field (16-of-34). His layup with six seconds remaining gave UC a 72-70 double-overtime win over Georgetown in

the quarterfinals. He handed out eight assists and made a trio of three-pointers en route to 11 points in UC's 71-68 victory over Syracuse in the semifinals. Wright led UC with 16 points in its loss to Louisville in the championship game.

**PARKER FINDING NEW GEAR**

- ▶ UC junior guard JaQuon Parker has been playing at another level recently, averaging 12.7 points and 7.6 rebounds during the last seven games, ranking second on the team in rebounding and third in scoring during the stretch.
- ▶ Parker led the Bearcats in rebounding at 8.3 boards per game while averaging 9.3 points during the BIG EAST Championship. He led UC in rebounding in every tournament game.
- ▶ He was named to the BIG EAST Conference Weekly Honor Roll for his play in the final week of the regular season in wins over then-No.8/7 Marquette and at Villanova. For the week, Parker averaged 19.5 points while shooting 52.0 percent from the field (13-of-25), 50.0 percent from three-point range (3-of-6) and 76.9 percent from the foul line (10-of-13).
- ▶ Parker scored a career-high 28 points on 10-of-18 shooting to go with seven rebounds to lead Cincinnati to a 72-61 home win over No. 8/7 Marquette on Feb. 29. The point total remains the highest by a Bearcat in a game this season.

**UC AND THE BIG EAST CONFERENCE**

- ▶ Cincinnati is in its seventh season of play in the BIG EAST Conference.
- ▶ The Bearcats set the school record for league wins in a season en route to finishing 12-6 in the conference.
- ▶ UC tied for fourth place in the standings (with Georgetown and USF) -- its highest finish in school history. Last season, UC tied West Virginia for sixth place at 11-7.
- ▶ The Bearcats advanced to their first BIG EAST Championship Final last Saturday in New York City, defeating ranked foes Georgetown and Syracuse before losing to Louisville.
- ▶ UC is 17-7 in its last 24 regular-season BIG EAST games dating back to last season.

**BEARCATS VS. RANKED OPPONENTS**

- ▶ UC enters the Ohio State game leading the nation in wins over ranked opponents with eight. The Bearcats took down No. 13 Georgetown (72-70 2OT) and No. 2 Syracuse (71-68) in the BIG EAST Championship quarterfinals and semifinals, respectively. Last week, UC topped No. 10 Florida State 62-56 in the third round of the NCAA Championship.
- ▶ The Bearcats are 8-3 against ranked foes this season with eight contests coming at either neutral sites or on the road. The team is 7-2 against ranked foes since the Xavier game (12/10).

**2011-12 GAMES AGAINST RANKED FOES**

Date	Opponent	Result
12/10/11	at No. 8 Xavier	L, 76-53
1/1/12	at No. 22 Pittsburgh	W, 66-63
1/9/12	at No. 11 Georgetown	W, 68-64
1/18/12	at No. 13 Connecticut	W, 70-67
1/23/12	vs. No. 3 Syracuse	L, 60-53
2/11/12	at No. 18/19 Marquette	L, 95-78
2/23/12	vs. No. 17 Louisville	W, 60-56
2/29/12	vs. No. 8 Marquette	W, 72-61

**MISCELLANEOUS STATISTICS**

**LEADING SCORER**

Sean Kilpatrick	14
Yancy Gates	8
Dion Dixon	7
Cashmere Wright	7
JaQuon Parker	3
Cheikh Mbodj	1

**LEADING REBOUNDER**

Yancy Gates	24
JaQuon Parker	7
Justin Jackson	4
Dion Dixon	2
Kelvin Gaines	1
Sean Kilpatrick	1
Cheikh Mbodj	1
Cashmere Wright	1

**LEADER IN ASSISTS**

Cashmere Wright	29
Dion Dixon	8
Sean Kilpatrick	8
Yancy Gates	1
Ge'Lawn Guyn	1
Justin Jackson	1

**20-POINT SCORING GAMES**

Sean Kilpatrick	6
Dion Dixon	5
Cashmere Wright	4
JaQuon Parker	2
Yancy Gates	1

**TECHNICAL FOULS**

Yancy Gates	2
Ge'Lawn Guyn	1
Justin Jackson	1
Cheikh Mbodj	1

**UC'S FIRST SUBSTITUTION**

Justin Jackson	13
Ge'Lawn Guyn	10
JaQuon Parker	6
Cheikh Mbodj	5
Jermaine Sanders	5
Kelvin Gaines	4
Jeremiah Davis	3
Yancy Gates	2
Cashmere Wright	1

**JUMP BALLS CONTROLLED**

<b>Opponents</b>	<b>14</b>
<b>Cincinnati</b>	<b>22</b>
Yancy Gates	19
Justin Jackson	3
Kelvin Gaines	0

**FIRST SCORE**

<b>Opponents</b>	<b>14</b>
<b>Cincinnati</b>	<b>22</b>
Dion Dixon	5
Yancy Gates	5
Cashmere Wright	4
Sean Kilpatrick	3
Justin Jackson	2
Cheikh Mbodj	2
JaQuon Parker	1

**RUNS OF 10-0 OR BETTER**

Opponents	11
Cincinnati	25

**LARGEST HALFTIME LEAD**

32; 55-23 vs. Radford (12/17/11)

**LARGEST BIG EAST HALFTIME LEAD**

16; 41-25 vs. Providence (2/15/12)  
16; 42-26 vs. Marquette (2/29/12)

**LARGEST HALFTIME DEFICIT**

12; 47-35 at Marquette (2/11/12)

**LARGEST BIG EAST HALFTIME DEFICIT**

12; 47-35 at Marquette (2/11/12)

**LARGEST UC LEAD**

49; 96-47 vs. ARK-PB (12/21/11)

**LARGEST UC LEAD IN BIG EAST**

27; 65-38 at St. John's (2/8/12)

**LARGEST UC DEFICIT**

23 at Xavier (12/10/11)

**LARGEST UC DEFICIT IN BIG EAST**

15; 43-28 vs. St. John's (1/7/12)

**LARGEST UC WIN**

48 vs. ARK-PB (12/21/11)

**LARGEST UC WIN IN BIG EAST**

22; 76-54 at St. John's (2/8/12)

**LARGEST UC DEFEAT**

23; 76-53 at Xavier (12/10/11)

**LARGEST UC DEFEAT IN BIG EAST**

17; 95-78 at Marquette (2/11/12)

**LARGEST UC DEFICIT OVERCOME IN VICTORY**

12, 2x  
1:43, 1st half at Georgia (12/2/11)  
6:31, 2nd half vs. Oklahoma (12/29/11)

**LARGEST UC LEAD LOST IN DEFEAT**

15 in second half vs. Presbyterian (11/19/11)

**MOST CONSECUTIVE UC PTS**

17 at Wright State (12/14/11)

**MOST CONSECUTIVE OPP PTS**

13, St. John's (1/7/12)

**LONGEST WINNING STREAK**

7 games, (12/14/11 thru 1/4/12)

**LONGEST LOSING STREAK**

3 games, (1/21/12 thru 1/28/12)

**LARGEST HOME CROWD**

13,176 - sellout vs. Syracuse (1/23/12)  
13,176 - sellout vs. Louisville (2/23/12)

**LARGEST ROAD CROWD**

18, 815 at Marquette (2/11/12)

**LARGEST NEUTRAL CROWD**

20,057 vs. Georgetown (3/8/12)  
20,057 vs. Syracuse (3/9/12)  
20,057 vs. Louisville (3/10/12)

3/8/12	vs. No. 13 Georgetown*	W, 72-70 (2OT)
3/9/12	vs. No. 2 Syracuse*	W, 71-68
3/18/12	vs. No. 10 Florida State#	W, 62-56

\*-Big East Championship  
#-NCAA Championship

**BEARCATS ON THE ROAD**

- ▶ UC finished the regular season with a 7-5 road mark (all games), second most among BIG EAST teams behind only Syracuse (9-1). Last season, the Bearcats were first in the conference in road wins at 8-4 (all games).

- ▶ The Bearcats have won six of their last 10 and 11 of their last 16 road games dating back to last season.
- ▶ UC had won seven consecutive BIG EAST league road games before it suffered a 77-74 overtime loss at West Virginia (1/21).
- ▶ The seven-game road win streak was a school-record and the longest streak in the league since Pittsburgh won seven straight on the road spanning the 2009-10 and 2010-11 seasons. Syracuse won its first eight road contests to start the 2009-10 conference schedule.
- ▶ UC knocked off three ranked teams on the road: holding

## BEARCATS RECORD WHEN

	06-07	07-08	08-09	09-10	10-11	11-12	Cronin
Home games	10-8	10-7	13-5	13-5	15-3	14-4	74-32
Away games	0-9	3-11	4-7	2-9	7-4	7-5	22-45
Neutral site games	1-2	0-1	1-2	4-2	4-2	5-1	15-10
BIG EAST games	2-14	8-10	8-10	7-11	11-7	12-6	48-58
vs. Top 25 teams	0-4	2-5	1-7	3-6	3-7	8-3	18-31
vs. RPI Top 100 teams	2-13	7-12	5-11	8-15	8-9	11-7	41-67
Overtime games	2-0	1-1	2-1	0-3	1-0	1-2	7-7
Lead at halftime	6-1	10-3	11-3	13-4	25-0	18-3	83-14
Trail at halftime	4-17	3-15	6-11	4-11	0-9	7-7	25-69
Tied at halftime	1-1	0-1	1-0	2-1	1-0	1-0	6-3
Lead with 10:00 remaining	10-1	9-1	14-1	13-3	26-0	18-4	90-10
Trail with 10:00 remaining	1-18	1-18	3-13	6-11	0-9	7-6	18-75
Tied with 10:00 remaining	0-0	3-0	1-0	0-2	0-0	1-0	5-2
Lead with 5:00 remaining	9-3	11-1	17-1	18-2	25-0	19-4	99-11
Trail with 5:00 remaining	0-16	2-17	1-13	0-13	0-9	5-6	8-73
Tied with 5:00 remaining	2-0	0-1	0-0	1-1	1-0	2-0	6-2
Lead with 2:00 remaining	10-2	11-1	16-0	18-2	25-1	23-2	103-8
Trail with 2:00 remaining	0-17	1-17	2-14	1-14	0-8	3-8	7-77
Tied with 2:00 remaining	1-0	1-1	0-0	—	1-0	0-0	3-1
Shoot better from the field	8-2	8-3	13-1	15-4	22-0	16-2	82-12
Shoot worse from the field	3-17	5-16	5-13	4-12	4-9	8-8	29-75
Shoot 50% or better	0-2	—	4-1	8-1	7-0	6-0	25-4
Shoot below 50%	11-17	13-19	14-13	11-15	16-8	20-10	84-82
Opp. shoots 50% or better	1-9	0-6	0-6	0-2	2-4	1-2	4-29
Opp. shoots below 50%	10-10	13-13	18-8	19-14	22-5	24-8	106-58
Opp. shoots below 40%	7-1	6-1	9-3	10-3	17-0	15-1	64-9
Make 7 or fewer 3-pointers	10-12	8-12	7-11	13-12	21-6	12-9	70-62
Make more than 7 3-pointers	1-7	5-7	11-3	6-4	6-4	14-1	43-26
Shoot more FTs than opp.	7-3	6-3	12-1	11-2	22-2	16-4	72-15
Out-rebound the opponent	9-5	10-11	13-4	17-8	24-3	10-4	83-35
Opponent out-rebounds UC	2-14	3-7	2-9	2-8	2-5	13-5	24-48
Same number of rebounds	0-0	0-1	3-1	0-0	0-1	3-1	6-4
Commit fewer turnovers	7-11	4-5	9-3	7-6	16-6	22-5	65-36
Commit the same or more TOs	4-8	9-14	9-11	12-10	9-2	4-2	47-47
Commit 12 or fewer turnovers	7-9	4-7	5-4	5-5	10-5	17-7	48-37
Outscore opponents' bench	6-8	8-6	15-9	19-11	24-7	13-2	85-43
1-3 point games	1-4	5-5	2-0	4-5	2-1	5-4	19-20
4-5 point games	0-1	2-1	2-1	3-2	0-2	6-0	29-20
6-10 point games	5-2	2-6	5-6	4-4	7-2	5-3	28-23
11-19 point games	4-10	3-5	4-4	4-4	8-5	4-1	27-29
20-plus point games	1-2	1-2	5-3	4-1	9-1	7-1	27-10
Score 59 or fewer points	0-9	3-7	1-6	0-7	3-8	3-7	10-44
Score 60-69 points	6-7	8-7	4-6	9-4	9-1	7-3	43-28
Score 70 or more points	5-3	2-5	13-2	10-5	14-0	16-2	60-17
Hold opp. to 50 or fewer points	3-0	3-0	4-0	1-0	7-0	3-2	21-2
Hold opp. to 51-60 points	3-4	5-1	6-2	9-2	12-1	12-3	47-13
Hold opp. to 61-70 points	3-2	5-5	5-3	7-4	5-5	10-1	35-20
Opp. scores 70-plus points	2-13	0-13	3-9	2-10	2-3	1-4	10-52
November	5-1	4-2	5-1	4-1	5-0	4-2	27-7
December	4-3	1-5	5-2	5-2	9-0	6-1	30-13
January	1-7	5-4	4-4	5-4	4-4	5-4	24-28
February	1-7	3-3	4-3	2-5	4-3	6-2	20-23
March	0-1	0-5	0-4	3-4	4-2	5-1	12-17
Monday	0-0	1-0	3-2	2-2	2-0	2-1	10-5
Tuesday	0-2	1-1	1-2	4-2	3-0	2-0	11-7
Wednesday	4-5	4-5	4-1	7-3	9-1	7-0	35-15
Thursday	0-1	0-2	3-0	1-2	3-1	3-0	10-6
Friday	1-0	1-1	0-1	—	1-0	4-1	7-3
Saturday	5-7	6-5	6-5	5-3	8-4	5-7	35-37
Sunday	1-4	0-5	1-3	0-4	0-3	3-1	5-20

off then-No. 13/11 Connecticut 70-67 on Jan. 18 in Storrs, Conn., surprising then-No. 11 Georgetown 68-64 on Jan. 9, and topping then-No. 22 Pittsburgh 66-63 on Jan. 1 in Pittsburgh.

## BEARCATS ON THE ROAD

Date	Opponent	Result
2/8/11	at DePaul	W, 71-68
2/19/11	at Providence	W, 93-81 (OT)
2/23/11	at No. 11 Georgetown	W, 58-46
3/2/11	at Marquette	W, 67-60
12/2/11	at Georgia	W, 57-51
12/10/11	at No. 8 Xavier	L, 76-53
12/14/11	at Wright State	W, 78-58
1/1/12	at No. 22 Pittsburgh	W, 66-63
1/9/12	at No. 11 Georgetown	W, 68-64
1/18/12	at No. 13 Connecticut	W, 70-67
1/21/12	at West Virginia	L, 77-74 (OT)
1/28/12	at Rutgers	L, 61-54
2/8/12	at St. John's	W, 76-54
2/11/12	at No. 18 Marquette	L, 95-78
2/26/12	at USF	L, 46-45
3/3/12	at Villanova	W, 72-68

## UC IN THE NATIONAL RANKINGS (THROUGH 3/17)

- ▶ Cincinnati ranks among the nation's top 40 teams in five statistical categories (games through 3/17).
- ▶ The Bearcats are ninth in fewest turnovers per game (10.6); 13th in fewest fouls per game (15.1); 16th in turnover margin (+3.4); 27th in assist-to-turnover ratio (1.24-to-1); and 36th in scoring defense (61.1 ppg).
- ▶ Junior guard Cashmere Wright is 40th nationally in steals per game (1.97).
- ▶ Senior forward Yancy Gates is 38th nationally in rebounds per game (9.2).

## UC IN THE BIG EAST RANKINGS (FINAL)

- ▶ Cincinnati ranked among the top quarter of all BIG EAST teams in seven statistical categories during the regular season. The Bearcats were first in three-pointers made (7.35); third in turnover margin (+3.55); fourth in assist-to-turnover ratio (1.25-to-1), three-point shooting (35.0 percent), scoring defense (61.0), scoring margin (+8.1) and offensive rebounds (13.52).

## KILPATRICK LEADING BEARCATS OFFENSE

- ▶ Sophomore guard Sean Kilpatrick leads the Bearcat attack averaging 14.3 points and a BIG EAST Conference-best 2.47 three-pointers per game.
- ▶ The Second Team All-BIG EAST selection scored 18 points with four three-pointers in UC's 62-56 win over Florida State in the third round of the NCAA Championship (3/18).
- ▶ He scored 18 points while tying a career-high with six three-pointers in UC's BIG EAST Championship 71-68 semifinal win over No. 2 Syracuse last week.
- ▶ Kilpatrick has scored in double figures in 28 of 36 games this season.
- ▶ He has scored 20 or more points six times this season and nine times during his career.
- ▶ He has made three or more three-pointers in 15 games this season and 20 contests in his career.
- ▶ He had made at least one three-pointer in 34 of 36 games.
- ▶ He tallied a career-high 27 points on 10-of-16 shooting with a trio of three-pointers and four steals at then-No. 11 Georgetown (1/9).

- ▶ Kilpatrick posted his first career double-double against Oklahoma (12/29) with 17 points and 10 rebounds. He made a game-high four three-pointers.
- ▶ Kilpatrick made a career-high six three-pointers and posted a game-high 20 points at Wright State (12/14). He connected on 7-of-15 shooting from the field and 6-of-12 shooting from three-point range.

**KILPATRICK & DIXON AMONG CRONIN'S TOP SINGLE-SEASON SCORERS**

- ▶ Sean Kilpatrick and Dion Dixon rank among the top single-season scorers during the Mick Cronin era, listing second and fourth, respectively, entering Thursday.

**SINGLE-SEASON SCORING LEADERS**

Rk	Name (Year)	Pts
1.	Deonta Vaughn (2008)	554
2.	<b>Sean Kilpatrick (2012)</b>	<b>513</b>
3.	Deonta Vaughn (2009)	488
4.	<b>Dion Dixon (2012)</b>	<b>473</b>
5.	Deonta Vaughn (2007)	434
6.	John Williamson (2007)	406
T7.	Dion Dixon (2011)	405
T7.	Yancy Gates (2011)	405

**WRIGHT POINTING THE WAY FOR UC**

- ▶ Junior guard Cashmere Wright was named to the BIG EAST Championship all-tournament team after averaging 12.3 points, 3.3 rebounds and 2.7 steals in three games. He also shot 47.1 percent from the field (16-of-34).
- ▶ His layup with six seconds remaining gave UC a 72-70 double-overtime win over Georgetown in the quarterfinals.
- ▶ He handed out eight assists and made a trio of three-pointers en route to 11 points in UC's 71-68 victory over Syracuse in the semifinals.
- ▶ Wright led UC with 16 points in its loss to Louisville in the championship game.
- ▶ Wright posted 11 points with six rebounds and five assists against Texas in the second round of the NCAA Championship.
- ▶ Wright has been a key contributor to Cincinnati's turnaround, handing out 131 assists with 55 turnovers (2.38-to-1 assists-to-turnover ratio) during the last 28 games (since Xavier game).
- ▶ He ranks eighth in the BIG EAST with a 2.01-to-1 assist-to-turnover ratio and 11th in the league in assists (4.56).
- ▶ Defensively, Wright is fourth in the BIG EAST with 2.03 steals per game. He swiped seven steals at Villanova (3/3), tying for third-most in a single game in school history.
- ▶ Wright's 74 steals this season are the most in single season school history.
- ▶ He has scored in double figures in 13 of the last 19 games.
- ▶ Wright scored a game-high 22 points while tying a career high with six three-pointers against No. 17 Louisville (2/23). He also had five assists and five rebounds.
- ▶ Wright scored 17 points apiece in UC's games against West Virginia and Syracuse. He made five three-pointers against Syracuse to go with seven rebounds against West Virginia.
- ▶ He grabbed a career-high 10 rebounds to go with 12 points for his first double-double of the season at St. John's (2/8).

**SINGLE-SEASON STEALS LEADERS**

Rk	Name (Year)	Steals
1.	<b>Cashmere Wright (2012)</b>	<b>74</b>
T2.	Brian Williams (1977)	66
T2.	David Kennedy (1979)	66

**2011-12 BIG EAST CONFERENCE**

**2011-12 BIG EAST CONFERENCE STANDINGS**

Team	(Final)		Overall	Pct.
	BIG EAST	Pct.		
Syracuse	17-1	.944	31-2	.939
Marquette	14-4	.778	25-7	.781
Notre Dame	13-5	.722	22-11	.667
<b>Cincinnati</b>	<b>12-6</b>	<b>.667</b>	<b>24-10</b>	<b>.706</b>
Georgetown	12-6	.667	23-8	.742
USF	12-6	.667	20-13	.606
Louisville	10-8	.556	26-9	.743
West Virginia	9-9	.500	19-13	.594
Seton Hall	8-10	.444	20-12	.625
Connecticut	8-10	.444	20-13	.606
Rutgers	5-11	.313	13-16	.448
St. John's	6-12	.333	13-19	.406
Pittsburgh	5-13	.278	17-16	.515
Villanova	5-13	.278	13-19	.406
Providence	4-14	.222	15-17	.469
DePaul	3-15	.167	12-19	.387

**2012 BIG EAST CHAMPIONSHIP RESULTS**

**March 6 – First Round (ESPN2/ESPN 3D)**

No. 9 Connecticut 81, No. 16 DePaul 67  
 No. 13 Pittsburgh 73, No. 12 St. John's 59  
 No. 10 Seton Hall 79, No. 15 Providence 47  
 No. 14 Villanova 70, No. 11 Rutgers 49

**March 7 – Second Round (ESPN/ESPN 3D)**

No. 9 Connecticut 71, No. 8 West Virginia 67 (OT)  
 No. 5 Georgetown 64, No. 13 Pittsburgh 52  
 No. 7 Louisville 61, No. 10 Seton Hall 55  
 No. 6 USF 56, No. 14 Villanova 47

**March 8 – Quarterfinals (ESPN/ESPN 3D)**

No. 1 Syracuse 58, No. 9 Connecticut 55  
 No. 4 Cincinnati 72, No. 5 Georgetown 70 (2OT)  
 No. 7 Louisville 84 vs. No. 2 Marquette 71  
 No. 3 Notre Dame 57, No. 6 USF 53

**March 9 – Semifinals (ESPN/ESPN 3D)**

No. 4 Cincinnati 71, No. 1 Syracuse 68  
 No. 7 Louisville 64, No. 3 Notre Dame 50

**March 10 – Championship (ESPN/ESPN 3D)**

No. 7 Louisville 50, No. 4 Cincinnati 44

**CINCINNATI IN BIG EAST STATISTICS**

CATEGORY	(Final)	
	TEAM	[*NATIONAL] BIG EAST RANK (STAT)
Scoring.....	T-9th (69.1)	
Scoring Defense.....	[32] 4th (61.0)	
Scoring Margin.....	4th (+8.1)	
Free Throw Pct. ....	16th (.647)	
Field Goal Pct. ....	15th (.421)	
Field Goal Pct. Defense.....	8th (.411)	
3-Pt Field Goal Pct. ....	4th (.350)	
3-Pt Field Goal Pct. Defense.....	6th (.311)	
Rebounding Offense.....	7th (36.3)	
Rebounding Defense.....	T-10th (35.7)	
Rebounding Margin.....	11th (+0.6)	
Blocked Shots.....	6th (4.61)	
Assists.....	12th (13.10)	
Steals.....	7th (7.94)	
Turnover Margin.....	[18] 3rd (+3.55)	
Assist-to-Turnover Ratio.....	[30] 4th (1.25)	
Offensive Rebounds.....	4th (13.52)	
Defensive Rebounds.....	11th (22.81)	
3-Pt Field Goals Made.....	1st (7.35)	

**INDIVIDUAL**

**PLAYER [\*NATIONAL] BIG EAST RANK (STAT)**

**Scoring**

Sean Kilpatrick.....	15th (14.6)
Dion Dixon.....	T-21st (13.5)

**Rebounding**

Yancy Gates.....	[32nd] 3rd (9.4)
------------------	------------------

**Assists**

Cashmere Wright.....	11th (4.55)
----------------------	-------------

**Steals**

Cashmere Wright.....	4th (1.97)
Dion Dixon.....	T-10th (1.65)

**3-PT FG Pct.**

Cashmere Wright.....	T-10th (.379)
----------------------	---------------

**3-PT FG Made**

Sean Kilpatrick.....	1st (2.45)
Cashmere Wright.....	15th (1.71)

**Blocked Shots**

Justin Jackson.....	T-7th (1.45)
---------------------	--------------

**Assist-to-Turnover Ratio**

Cashmere Wright.....	7th (2.14-to-1)
----------------------	-----------------

**Offensive Rebounds**

Yancy Gates.....	6th (3.40)
------------------	------------

**Defensive Rebounds**

Yancy Gates.....	4th (6.04)
------------------	------------

\*National rankings through March 1.

THE POLLS

ASSOCIATED PRESS (MARCH 12)

Rk	Team	Record	Pts.	Prv.
1	Kentucky (61)	32-2	1,621	1
2	Syracuse (1)	31-2	1,545	2
3	Missouri (2)	30-4	1,459	5
4	North Carolina (1)	29-5	1,403	4
5	Michigan State	27-7	1,386	8
6	Kansas	27-6	1,330	3
7	Ohio State	27-7	1,229	7
8	Duke	27-6	1,158	6
9	Baylor	27-7	1,064	12
10	Florida State	24-9	972	17
11	Marquette	25-7	912	9
12	Murray State	30-1	871	11
13	Michigan	24-9	808	10
14	Wisconsin	24-9	766	14
15	Georgetown	23-8	726	13
16	Indiana	25-8	576	15
17	Louisville	26-9	558	NR
18	Wichita State	27-5	517	16
19	Creighton	28-5	373	19
20	Vanderbilt	24-10	334	NR
21	New Mexico	27-6	318	NR
22	San Diego State	26-7	223	18
23	UNLV	26-8	201	20
24	Saint Mary's	27-5	187	NR
25	Florida	23-10	146	22

USA TODAY/ESPN (MARCH 11)

Rk	Team	Record	Pts.	Prv.
1	Kentucky (30)	32-2	774	1
2	Syracuse	31-2	730	2
3	Missouri (1)	30-4	715	5
4	Michigan State	27-7	660	8
5	North Carolina	29-5	652	4
6	Kansas	27-6	586	3
7	Ohio State	27-7	578	7
8	Duke	27-6	557	6
9	Murray State	30-1	502	10
10	Baylor	27-7	481	11
11	Marquette	25-7	452	9
12	Florida State	24-9	442	17
13	Wisconsin	24-9	348	12
14	Michigan	24-9	319	13
15	Georgetown	23-8	307	14
16	Saint Mary's	27-5	268	18
17	Indiana	25-8	252	15
18	Louisville	26-9	245	NR
19	Wichita State	27-5	231	16
20	Creighton	28-5	199	22
21	Florida	23-10	189	19
22	New Mexico	27-6	125	NR
23	San Diego State	26-7	99	21
24	Vanderbilt	24-10	94	NR
25	UNLV	26-8	79	20

**Others Receiving Votes:** Temple 103, Cincinnati 89, Notre Dame 85, Memphis 59, Gonzaga 47, Iowa State 13, Virginia Commonwealth 12, Drexel 11, Virginia 9, Long Beach State 5, Harvard 4, Kansas State 3, St. Bonaventure 1.

**Others Receiving Votes:** Notre Dame 48, Memphis 40, Temple 24, Cincinnati 22, Gonzaga 20, Virginia Commonwealth 13, Kansas State 6, Virginia 5, Long Beach State 3, Harvard 3, Iowa State 2, Saint Louis 2, North Carolina State 2, Montana 1.

CINCINNATI'S WEEKLY RANKINGS IN THE POLLS

Poll	Pre	N14	N 21	N28	D5	D12	D19	D26	J 2	J 9	J16
AP	21	20	RV	RV	--	--	--	--	RV	--	RV
Coaches	22	20	RV	RV	RV	--	--	--	--	--	--
Poll	J23	J30	F6	F12	F 20	F 27	M5	M11	Final		
AP	RV	--	--	--	--	--	RV	RV			
Coaches	RV	--	--	--	--	--	--	RV			

GATES AND DIXON ENJOYING SOLID SENIOR SEASONS

- ▶ Forward Yancy Gates and guard Dion Dixon have produced solid senior campaigns in their final season at Cincinnati.
- ▶ Dixon, a Chicago native, is enjoying his best offensive season as a Bearcat, averaging 13.1 points. He became a member of UC's 1,000-point club in January and currently ranks first in career game played at 136.
- ▶ Gates is a Cincinnati native who was named to the BIG EAST Championship all-tournament team after averaging a team-best 16.7 points to go with 7.0 rebounds in three games last week in New York City. He scored a season-high 23 points on 10-of-19 shooting to go with eight rebounds and three steals in 46 minutes in UC's 72-70 double-overtime win over Georgetown in the quarterfinals. He also posted 18 points and seven rebounds in a 71-68 win over Syracuse in the semifinals.
- ▶ Gates is on schedule to become the first Bearcat in school history to lead his team in rebounding for four consecutive seasons. He is averaging a career-best 9.1 rebounds as a senior. He is also the sixth player in school history to

- amass at least 1,400 points and 900 rebounds (currently 1,478 points and 911 rebounds). He also ranks ninth in school history in career rebounds.
- ▶ Gates has played in 19 games (with 17 starts) since returning from suspension, averaging 12.0 points and a team-best 8.9 rebounds while shooting 48.8 percent from the field (106-of-217). He has six double-doubles since his return.
- ▶ Gates enters the second week of the NCAA tournament ranked third among current BIG EAST players with 23 career double-doubles. Seton Hall's Herb Pope has 35 while West Virginia's Kevin Jones has 31.
- ▶ Gates posted three consecutive double-doubles with 13 points and a team-best 12 rebounds at then-No.13 UConn (1/18); 10 points and a season-high 13 rebounds at West Virginia (1/21) and 16 points on 7-of-12 shooting to go with a game-high 10 rebounds against No. 3 Syracuse (1/23). He scored 11 points with 12 rebounds at Marquette (2/11).
- ▶ Gates has scored in double figures in 21 of 30 games

- this season and 30 of his last 39 games dating back to a 21-point effort at Providence (2/19) last season.
- ▶ Gates has led the Bearcats in rebounding in 17 of 22 games since his return and in 23 of his 30 games played this season.
- ▶ Dixon ranks second on team, averaging 13.1 points this season. He has scored in double figures in 29 of 36 contests, scoring 20 or more points five times.
- ▶ He netted 22 points in consecutive league games at then-No. 11 Georgetown (1/9) and against Villanova (1/14). He posted 21 points and had four steals against No. 8/7 Marquette (2/29).

GATES COULD MAKE UC HISTORY

- ▶ Yancy Gates is attempting to become the first player in school history to lead his team in rebounding for four consecutive seasons.
- ▶ Gates led UC in rebounding as a freshman (6.1 rpg), sophomore (5.9 rpg) and junior (6.9 rpg). He easily leads all Bearcats in rebounding this season with 9.1 rpg.
- ▶ Only five other players in school history have led UC in rebounding three consecutive seasons: Robert Miller (1976-78), Derrek Dickey (1971-73), Rick Roberson (1967-69), Oscar Robertson (1958-60) and Jack Twyman (1953-55).

GATES AMONG UC'S ALL-TIME GREATS FOR CAREER POINTS AND REBOUNDS

- ▶ Gates is one of only six players in school history to amass at least 1,400 career points and 900 career rebounds.
- ▶ He also ranks ninth in school history for career rebounds with 911.

UC'S 1,400-POINTS /900 REBOUNDS CLUB

Rk	Name (Years)	Pts	Rebs
1.	Oscar Robertson (1958-60)	2,973	1,338
2.	Jack Twyman (1952-55)	1,598	1,242
3.	Robert Miller (1975-78)	1,498	1,060
4.	Dwight Jones (1979-82)	1,451	983
5.	Jason Maxiell (2002-05)	1,566	908
6.	<b>Yancy Gates (2009-Present)</b>	<b>1,463</b>	<b>911</b>

CAREER REBOUNDS LIST

Rk	Name (Years)	Rebs
1.	Oscar Robertson (1958-60)	1,338
2.	Jack Twyman (1952-55)	1,242
3.	Paul Hogue (1960-62)	1,088
4.	Robert Miller (1975-79)	1,060
5.	Dwight Jones (1980-82)	983
6.	Rick Roberson (1967-69)	945
7.	Jim Ard (1968-70)	941
8.	Connie Dierking (1956-58)	929
9.	<b>Yancy Gates (2009-Present)</b>	<b>911</b>
10.	Jason Maxiell (2002-05)	908

GATES AND DIXON OWN MEMBERSHIP IN UC'S 1,000-POINT CLUB

- ▶ Seniors Yancy Gates and Dion Dixon are both members in UC's 1,000-point club. Gates joined the ranks late last season (17 points at Georgetown [2/23/11]) while Dixon became a member in January (18 points vs. Notre Dame [1/4/12]).
- ▶ Gates and Dixon are the first Bearcat teammates to also be members of the 1,000-point club since Eric Hicks (2003-06) and James White (2003-06). Hicks finished with 1,231

points while White finished with 1,088 points.

#### UC 1,000-POINT SCORERS

Rk	Name	Years	Points
1.	Oscar Robertson	1958-1960	2,973
2.	Steve Logan	1999-2002	1,985
3.	Deonta Vaughn	2006-2010	1,885
4.	Danny Fortson	1995-1997	1,881
5.	Roger McClendon	1985-1988	1,789
---			
12.	Jason Maxiell	2002-05	1,566
13.	Robert Miller	1975-78	1,498
14.	<b>Yancy Gates</b>	<b>2009-Present</b>	<b>1,478</b>
---			
21.	Damon Flint	1994-97	1,316
22.	Kenyon Martin	1997-2000	1,279
23.	<b>Dion Dixon</b>	<b>2009-Present</b>	<b>1,276</b>
24.	Jim Ard	1968-70	1,256
25.	Steve Collier	1975-78	1,252

- ▶ Dixon and Gates also rank among the top players in program history in career games played. Dixon has played in 136 games -- the most in school history. Gates has logged action in 131 career contests at UC, tying for fourth all time.

#### CAREER GAMES PLAYED

Rk	Name	Years	Games
1.	<b>Dion Dixon</b>	<b>2009-Present</b>	<b>136</b>
2.	Steve Logan	1999-2002	135
3.	Larry Davis	2008-2011	132
4.	<b>Yancy Gates</b>	<b>2009-Present</b>	<b>131</b>
4.	Keith Gregor	1993-1996	131
5.	Darnell Burton	1994-1997	130

#### UC TIP-INS

- ▶ Cincinnati has played in a BIG EAST-high 15 games decided by five or less points or in overtime this season. Its 10 wins in such games also lead the conference.
- ▶ Five of Cincinnati's losses have been decided by a margin of two points or in overtime: Presbyterian (56-54); Marshall (73-69 in overtime); St. John's (57-55); at West Virginia (77-74 in overtime) and at USF (46-45).
- ▶ The 2011-12 Bearcats have a Cronin-era record four players averaging 10 or more points a game: Sean Kilpatrick (14.3), Dion Dixon (13.1), Yancy Gates (12.4) and Cashmere Wright (10.7). The previous high during the six-year Cronin era has been the 2009-10 squad with three double-figure scorers (Lance Stephenson [12.3], Deonta Vaughn [11.7] and Yancy Gates [10.4]). The 2005-06 squad was the last Bearcat team with four double-figure scorers.
- ▶ The Bearcats are averaging 10.7 turnovers a game this season and committed less than 10 miscues in 11 of 18 BIG EAST games this season (9.3 turnovers per game in league play).
- ▶ UC tied a school record with just three turnovers against Villanova (vs. Ohio State on 3/25/61 [NCAA Championship], vs. Louisville on 1/24/85, and vs. Boston on 3/15/02 [NCAA Tournament]).
- ▶ Junior guard **JaQuon Parker** is averaging 9.3 points, 5.6 rebounds in 29 games since his return from injury. His 5.6 rebounds this season rank second only to Yancy Gates for most on the squad. He led UC in rebounding in each of its three games in the BIG EAST Championship. Parker

suffered a tear in his right groin in the second exhibition game of the preseason and missed the first seven games of the regular season.

- ▶ Parker scored a career-high 28 points on 10-of-18 shooting to go with seven rebounds against No. 8/7 Marquette (2/29).
- ▶ Parker scored 21 points on 7-of-11 shooting from the field and 4-of-6 shooting from beyond the arc at then-No. 22 Pittsburgh (1/1/12).
- ▶ At Marquette (2/11), Parker scored 15 points on 6-of-12 shooting with eight rebounds - his most boards in a BIG EAST game this season.
- ▶ Sophomore forward **Justin Jackson** leads UC with 55 blocks this season and tied for seventh (1.45) in the BIG EAST in blocks during the regular season. He rejected a career-best seven shots against No. 8/7 Marquette (2/29). Offensively, Jackson is shooting 51.0 percent (73-of-143) from the field this season.

#### LAST GAME RECAP: CINCINNATI 62, FLORIDA STATE 56

- ▶ Sean Kilpatrick scored a game-high 18 points to lead three Bearcats in double figures as Cincinnati defeated Florida State 62-56 in the East region third round at Bridgestone Arena in Nashville. The victory sends the Bearcats to their first Sweet 16 since 2001.
- ▶ UC's Dion Dixon scored 15 points. Yancy Gates netted 10 points. JaQuon Parker contributed nine points and a game-high 11 rebounds.
- ▶ Florida State was led by Luke Loucks, who tallied 14 points.
- ▶ The game featured 19 lead changes and 11 ties.
- ▶ Kilpatrick hit back-to-back three-pointers to help UC take a 49-46 with 2:58 remaining. After Louck's gave Florida State a 50-49 lead on two free throws at 2:09, Gates tied the game at 50-50 on a Gates free throw at 1:40. Dixon stole an errant FSU pass while pressing after the in-bounds pass and dunked for a 52-50 advantage at 1:30 left. UC never surrendered the lead again.
- ▶ The Bearcats made their last eight free throws to seal the win. UC was a season-best 19-of-23 from the foul line in the game.
- ▶ UC also scored 19 points off 17 Florida State turnovers.

#### NOTES AFTER THE FLORIDA STATE WIN

- ▶ Cincinnati advances to the Sweet 16 for the first time since the 2000-01 season.
- ▶ Cincinnati is 3-1 all-time against ACC opponents in NCAA Tournament play (0-1 vs. North Carolina, 1-0 vs. Virginia, 1-0 vs. Georgia Tech, 1-0 vs. Florida State).
- ▶ Cronin moved into a tie with two-time national champion head coach Ed Jucker (113-28) for fifth on UC's all-time wins list (113-87).
- ▶ The Bearcats forced 17 turnovers and have forced 394 over the last 28 games (14.1 per game).
- ▶ UC has forced 10 or more turnovers in 31 of 36 games this season.
- ▶ Cincinnati's 249 three-point field goals are second-most in a single season in school history (253 in 1993-94).
- ▶ UC knocked down 19-of-23 free throws (.826), its most makes since draining 21 against Providence on Feb. 15 and its best percentage since hitting 6-of-7 (.857) at USF on February 26.
- ▶ UC has held each of its last three opponents under 60 points.
- ▶ Cincinnati's 160 blocked shots are fifth in single-season

school history and the most since the 2005-06 team posted 193 blocks.

- ▶ UC's 293 steals in 2011-12 are fourth-most in single-season school history (3rd - 305 in 1989-90).
- ▶ **Yancy Gates** scored 10 points with five rebounds. He is the sixth UC player in school history to amass 1,400 points and 900 rebounds in his career (Oscar Robertson, Jack Twyman, Robert Miller, Dwight Jones, Jason Maxiell). His 131 career games played is tied with Keith Gregor for fourth in school history. He passed Jason Maxiell (908) for ninth place on UC's all-time rebounding list with 911 career caroms.
- ▶ **Cashmere Wright** scored five points with five rebounds, six assists, and five steals. He improved upon his single-season school record for steals and now has 74 thefts in 2011-12. Wright has 117 assists and 50 turnovers over his last 26 games (2.3-to-1 assists-to-turnovers ratio).
- ▶ **Sean Kilpatrick** scored a game-high 18 points and has knocked down a three-pointer in 34 of 36 games this season. He has hit a triple in 57 of his 71 career games and has scored in double-figures in 28 of 36 games this season. Kilpatrick has played 1,241 minutes this season, second in single-season school history (1st - Andre Tate, 1,312, 1989-90). His 513 points are second-most in a single season under Mick Cronin (Deonta Vaughn, 554, 2007-08).
- ▶ **Dion Dixon** played in his 136th career game, passing Steve Logan (135) for the most in school history. He has played 1,227 minutes in 2011-12, the third-most in a single season in UC history. Dixon scored 15 points, his 30th double-digit scoring game this season and the 69th of his career. His 473 points this season are the fourth-most in a single season under Mick Cronin.
- ▶ **JaQuon Parker** scored nine points with a career-high 11 rebounds. He is averaging 10.0 points and 8.4 rebounds per game over the last five contests.

#### TURNAROUND SEASON NOTES

- ▶ Cincinnati enters the NCAA Championship East region semifinals having won 11 of its last 14 games, including five wins over ranked opponents.
- ▶ The Bearcats season began slowly with a 5-3 start, including their participation in a late-game brawl at Xavier (12/10) that left four players serving suspensions, including three interior players (Octavius Ellis, Yancy Gates and Cheikh Mbodj), who sat out six games.
- ▶ The Bearcats switched to a four-guard attack and won all six games with the depleted roster and have won 15 of their 22 games with a full roster beginning with the Notre Dame game (1/4).
- ▶ Since the Xavier game, UC has registered a 21-7 record.
- ▶ UC has defeated eight of the 10 ranked opponents it has played during the stretch, posting a 66-63 win at then-No. 22 Pittsburgh (1/1), a 68-64 victory at then-No. 11 Georgetown (1/9); a 70-67 road win at No. 13 Connecticut (1/19); a 60-56 home win over No. 17 Louisville (2/23); a 72-61 home win over No. 8/7 Marquette; a 72-70 double overtime win against No. 13 Georgetown (3/8) in the quarterfinals of the BIG EAST Championship; a 71-68 win over No. 2 Syracuse (3/9) in the semifinals of the BIG EAST Championship; and a 62-56 win over No. 10 Florida State (3/18) in the third round of the NCAA Championship.
- ▶ Losses include a 60-53 home setback to No. 3 Syracuse (1/23) and a 95-78 road defeat at No. 18/19 Marquette (2/11).
- ▶ UC has played tough even in defeat in losing to St. John's

57-55 on a putback at the buzzer (1/7); dropping a 77-74 decision at West Virginia in overtime (1/21); suffering a 60-53 loss to No. 3 Syracuse (1/23) and losing to USF (2/26) 46-45 at the wire.

- ▶ The Bearcats have posted several exciting comeback wins during the stretch. UC rallied from 12 down with 7:50 remaining in its 56-55 win against Oklahoma (12/29). The Bearcats trailed at Pitt (1/1) by eight in the first half and trailed at Georgetown (1/9) by seven with 11:46 left in the game. UC trailed by eight points in the second half against Villanova (1/14) before rallying to victory. The Bearcats trailed Georgetown by 11 with 9:11 to go in regulation before pulling out the double overtime win. UC rallied from 10 down with 4:05 left to tie the game against St. John's (1/7), before the Red Storm won on a buzzer-beater at the end of regulation.
- ▶ During the stretch, UC has had two players (Sean Kilpatrick and Dion Dixon) earn BIG EAST Player of the Week honors - doubling the number of times a Bearcat has earned the honor since joining the league in 2005-06 season.
- ▶ Contributing to the turnaround has been UC's ability to take better care of the ball (from 13.3 turnovers through eight games to 10.0 turnovers in the last 28); create more steals (up to 8.5 per game from 5.4); and make more three-pointers (now 7.4 per game from 5.4).
- ▶ The Bearcats scored 297 points during a three-game stretch against Radford, Arkansas-Pine Bluff and Chicago State, the most during a three-game stretch since UC posted 318 points in its first three games in 1977.
- ▶ The 2011-12 Bearcats just missed becoming the first team in school history to score 100 or more points in three consecutive games when it defeated Chicago State 95-60 on Dec. 23. UC had earlier recorded a 101-70 win over Radford (12/17) and a 101-53 win over Arkansas-Pine Bluff (12/21).
- ▶ The 101 points scored against Radford and Arkansas-Pine Bluff are the most points scored in a game during the Cronin era.
- ▶ UC made a Cronin-era best 16 three-pointers against Chicago State (12/23).
- ▶ The Bearcats shot a season-best 60.3 percent from the field (38-of-63) against Radford (12/17) en route to posting 101 points.

#### BEARCATS ON DEFENSE

- ▶ The Bearcats have held 29 of their 36 opponents under 70 points, including 20 opponents to 60 or fewer points.
- ▶ The Bearcats have held 14 of their last 18 nonconference regular-season opponents under 60 points.
- ▶ The Bearcats recorded a +3.55 turnover margin during BIG EAST play this season, third-best in the league.
- ▶ UC recorded 10 or more steals in nine BIG EAST Conference games this season, including a league-season high 13 at Georgetown (1/9) and against Marquette (2/29). The Bearcats averaged 10.0 steals per game in the BIG EAST Championship with 12 steals vs. Georgetown and 11 vs. Syracuse.
- ▶ The Bearcats swiped a Cronin-era high 16 steals and forced a season-high 29 turnovers against Arkansas-Pine Bluff (12/21).
- ▶ UC is limiting its opponents to 31.9 percent shooting from beyond the arc this season. Ten Bearcat opponents have shot 25 percent or worse from three-point range, including five league foes: Alabama State (14.3 percent

[3-of-21]), Jacksonville State (21.4 percent [3-of-14]), Northwestern State (25.0 percent [4-of-16]), Georgia (21.4 percent [3-of-14]), Notre Dame (17.9 percent [5-of-28]), Syracuse (25.0 percent [3-of-12]); Seton Hall (20.0 percent [4-of-20]), Louisville (7.1 percent [1-of-14]); USF (20.0 percent [3-of-15]); and Georgetown in the BIG EAST Championship (20.0 percent [2-of-10]).

- ▶ The Bearcats held Louisville (2/23) to one three-pointer, the fewest number of made three-pointers in a Cardinals' game during the Rick Pitino era.

#### RETURN TO SENDER

- ▶ The 2011-12 Cincinnati defense has accounted for 165 blocks this season (4.58 per game), the most during the Mick Cronin era.
- ▶ UC has recorded eight or more blocks in seven games this season, including 10 rejections against both Alabama State (11/13) and Chicago State (12/23).
- ▶ Justin Jackson leads UC with 57 blocks. He registered a career-high seven blocks against then-No. 8 Marquette (2/29).
- ▶ The school record for blocked shots in a season is 226 set by the 2004-05 squad.

Rk	Team	Blocks	Average
1.	2011-12	165	4.58
2.	2010-11	129	3.69
3.	2009-10	107	3.06
4.	2008-09	103	3.22
5.	2007-08	73	2.28
6.	2006-07	58	1.93

#### CRONIN CLIMBING UC COACHING WINS CHART

- ▶ UC head coach Mick Cronin enters play Thursday with 113 coaching victories at UC, tied for fifth most in school history Ed Jucker (1961-65).
- ▶ Cronin earned his 100th win as UC head coach in the Bearcats' 68-64 win at then-No. 11 Georgetown (1/9).
- ▶ Cronin is 113-87 in his sixth season with the Bearcats.

Rk	Coach	Years	Seasons	Record
1.	Bob Huggins	15	1990-2005	399-127
2.	George Smith	8	1953-1960	154-56
3.	Gale Catlett	6	1973-1978	126-44
4.	Tay Baker	7	1966-1972	125-60
T5.	Ed Jucker	5	1961-1965	113-28
T5.	Mick Cronin	6	2007-Present	113-87
T7.	Boyd Chambers	10	1919-1928	106-81
T7.	John Wieth	6	1947-1952	106-47

#### BEARCAT AWARD WINNERS

- ▶ Four Bearcats have claimed BIG EAST Conference weekly honors on a total of five occasions this season. Dion Dixon and Sean Kilpatrick have earned player of the week accolades while Dixon, Cashmere Wright and JaQuon Parker have been selected to the weekly honor roll.
- ▶ Dixon and Kilpatrick's honor give the Bearcats four players to earn player of the week distinction since UC joined the conference prior to the 2005-06 season. Deonta Vaughn earned the distinction on Jan. 14, 2008 while Eric Hicks was chosen for the award on Jan. 9, 2006.
- ▶ Dixon was named the BIG EAST Conference Player of the Week on Jan. 16 after scoring a season-high 22 points in consecutive wins at then-No. 11 Georgetown on Jan. 9 and at home against Villanova on Jan. 14.
- ▶ Dixon made 8-of-15 from the field, scored six points and

grabbed two steals inside the final two minutes while making four consecutive free throws in the last eight seconds to help UC to a 68-64 victory at Georgetown. It marked the Bearcats' second consecutive road win over a ranked opponent this month. UC topped then-No. 22 Pitt 66-63 in Pittsburgh on New Year's Day.

- ▶ Dixon scored 17 of his team-high 22 points against Villanova in the first half, keeping UC within striking distance while the Wildcats connected on 10 first-half three-pointers. Dixon tied his season-high with four three-pointers before intermission. He later scored four points inside the final 2:10 to help seal the 82-78 win.
- ▶ For the week, Dixon averaged 22.0 points while shooting 44.1 percent from the field (15-of-34) and 41.7 percent from three-point range (5-of-12).
- ▶ Sean Kilpatrick was named the BIG EAST Conference Player of the Week (1/2/12) after averaging 18.0 points and 8.0 rebounds in wins over Oklahoma and at then-No. 22 Pittsburgh last week.
- ▶ Kilpatrick scored 14 of his 19 points in the second half and made a game-high five three-pointers in helping UC pull off the upset at Pitt (1/1). In the second stanza Kilpatrick made 5-of-11 field-goal attempts, including 4-of-8 from three-point range. He also contributed six rebounds, three assists and two steals against the Panthers. The win was UC's first BIG EAST road win at Pitt and the first in Pittsburgh since 1979.
- ▶ Kilpatrick registered his first career double-double with 17 points and 10 rebounds in UC's thrilling 56-55 comeback win over Oklahoma on Dec. 29 at US Bank Arena in downtown Cincinnati. He made four three-pointers against the Sooners and scored 12 of Cincinnati's 19 first-half points.
- ▶ Wright was named to the Dec. 19th weekly BIG EAST Conference honor roll following his play in the Bearcats' wins at Wright State (12/14) and against Radford (12/17).
- ▶ Wright averaged 18.5 points while shooting 57.7 percent from the field (15-of-26) and 37.5 percent from three-point range (6-of-16) for the week. He handed out 14 assists with only three turnovers to go with two steals and nine rebounds.
- ▶ Against Radford, Wright led UC with a career-high 25 points on 10-of-16 shooting with a season-high four three-pointers in the Bearcats' 101-70 home win. He also dished out six assists without a turnover. At Wright State, Wright scored 12 points on 5-of-10 shooting. He handed out eight assists with three turnovers against the Raiders.
- ▶ Dixon was named to the BIG EAST Conference Weekly Honor Roll on Feb. 21 after scored a game-high 20 points with a pair of three-pointers and 8-of-10 shooting from the foul line in leading Cincinnati to a 62-57 victory over Seton Hall (2/18).
- ▶ Dixon also contributed five rebounds, five assists and two blocks against the Pirates. It marked Dixon's fourth 20-point effort of the season and the seventh of his career. He passed former UC great Tom Thacker for 28th place on the school's all-time scoring list with 1,167 career points.
- ▶ Earlier in the week Dixon recorded a career-high three blocks to go with seven points and six rebounds in Cincinnati's 81-66 win over Providence (2/15).
- ▶ For the week, Dixon averaged 13.5 points, 6.0 rebounds, 3.0 assists and 2.5 blocks in helping lead the Bearcats to a pair of wins. Dixon is enjoying his top scoring season of his career, averaging 13.6 points - second-best on the team.

- ▶ Parker scored a career-high 28 points on 10-of-18 shooting to go with seven rebounds to lead Cincinnati to a 72-61 home win over No. 8/7 Marquette on Feb. 29. The point total was the highest by a Bearcat in a game this season. The win was UC's fifth win over a ranked opponent this season.

#### FIFTH THIRD ADVANTAGE

- ▶ UC is 308-67 (.821) in games at Fifth Third Arena since the building opened in 1989-90 (concluding its 23rd season).
- ▶ Under Mick Cronin, UC is 71-31 in Fifth Third Arena (.696).
- ▶ The Bearcats concluded the regular season with a 14-4 home record, second only to the 2010-11 home record of 15-4 for most home wins during the Cronin era.
- ▶ UC was 7-2 at home against BIG EAST foes, including a 2-1 mark against ranked opponents.
- ▶ UC had won 20 consecutive home nonconference regular-season games before dropping a 56-54 decision to Presbyterian on Nov. 19.

#### ELLIS, GATES AND MBODJ COMPLETE SUSPENSIONS

- ▶ The Notre Dame game (1/4) marked the first contest in which Octavius Ellis, Yancy Gates and Cheikh Mbodj were eligible to play following a six-game suspension for their involvement in the incident at the Xavier game (12/10).
- ▶ Ge'Lawn Guyn was given a one-game suspension for his involvement as well. He sat out the Wright State (12/14) contest.
- ▶ The trio of Ellis, Gates and Mbodj had combined to account for the following amount of UC's production prior to the suspensions:
  - ▶ 32.8 percent of the team's rebounding (96 of 293)
  - ▶ 32.6 percent of the team's blocks (14 of 43)
  - ▶ 27.7 percent of the team's scoring (138 of 498)
  - ▶ 16.4 percent of the team's steals (9 of 55)
  - ▶ 12.6 percent of the team's assists (11 of 87)

#### UC ANNOUNCED SUSPENSIONS ON DEC. 11

- ▶ The University of Cincinnati announced the suspension of four men's basketball student-athletes on Dec. 11 for their participation in a fight that brought a premature end to UC-Xavier game on Dec. 10.
- ▶ Yancy Gates, Octavius Ellis and Cheikh Mbodj were suspended for a total of six games and Ge'Lawn Guyn for one game. The suspensions took effect immediately and were concurrent with the NCAA-standard one-game mandated suspensions that would be applied to Gates and Mbodj for ejections from the game for fighting.
- ▶ "After reviewing all available video and giving due deliberation to the seriousness of this behavior, we have decided to take these actions," said UC athletic director Whit Babcock. "We want to deal with this in a prompt and direct manner and send the message that we will not tolerate this from those who have the privilege of representing the University of Cincinnati."
- ▶ "We have advised the BIG EAST Conference of our decision and the measures we're taking. I'm thankful for the full support of (UC) President (Gregory H.) Williams and (UC men's basketball head coach) Mick Cronin."
- ▶ "Further, I want to apologize to our students, alumni, faculty and staff, as well as to our fans and community. We hold our student-athletes to a very high standard and take very seriously the role that our entire department plays in reflecting the overall image of this great university. We

will continue to work diligently to represent the Bearcat family and the Cincinnati community in a first-class manner. There will be zero tolerance for a repeat of this behavior."

### SEASON NOTES

#### BEARCATS IN 111TH VARSITY SEASON

- ▶ The 2011-12 campaign marks the 111th season of varsity basketball at the University of Cincinnati. The Bearcats own a 1,633-955 all-time record (.631). UC entered the season ranked 21st in the nation for most wins by a college basketball program.

#### HONORING THE 50TH ANNIVERSARY OF THE 1961-62 NATIONAL TITLE

- ▶ The 1961-62 NCAA national champion Cincinnati Bearcats team was honored at halftime of the regular-season home finale against Marquette (2/29).
- ▶ About 10 former players or family members were recognized in the 50th anniversary season of UC's second of back-to-back national titles.
- ▶ Paul Hogue scored a game-high 22 points and grabbed a game-high 19 rebounds while Tom Thacker poured in 21 points, Tony Yates added 12 points and Ron Bonham contributed 10 points in UC's 71-59 win over Ohio State in the 1962 national title game.
- ▶ The Bearcats finished with a 29-2 overall record, but had to defeat Bradley 61-46 in the Missouri Valley Conference playoff to reach the NCAA Tournament. UC went on to defeat Creighton (66-46), Colorado (73-46) and UCLA (72-70) before topping Ohio State.
- ▶ The Bearcats had defeated Ohio State 70-65 in the 1961 national title game.
- ▶ UC went to its fifth consecutive Final Four the following season, 1962-63, losing to Loyola (Ill.) in overtime 60-58 in the national championship game.
- ▶ UC has donned throw-back jerseys in a select number of games this year in honor of the 1962 championship team.

#### BEARCATS TABBED FIFTH IN BIG EAST BY ITS COACHES

- ▶ Cincinnati was projected fifth in the BIG EAST Conference by the league's coaches at the preseason Media Day, Oct. 19 in New York City.
- ▶ The fifth-place preseason ranking for the Bearcats is their highest since joining the BIG EAST in 2005-06. UC received 169 points overall.
- ▶ Connecticut and Syracuse tied for first place atop the poll with 209 points. The Huskies received seven first-place votes while the Orange garnered five. Louisville was third with 201 points and three first-place votes. Pittsburgh was fourth with 188 points and one first-place vote.

#### GATES NAMED TO BIG EAST SECOND TEAM

- ▶ Senior forward Yancy Gates was tabbed a second-team all-conference selection by the league's coaches at BIG EAST Media Day on Oct. 19 in New York City.
- ▶ Gates ranks fifth in rebounds (6.9), sixth in field goal percentage (.511) and eighth in blocks (1.3) among all returning BIG EAST players.

#### THOMAS WILL REDSHIRT 2011-12 CAMPAIGN

- ▶ Freshman forward Shaquille Thomas has had his initial eligibility waiver approved by the NCAA and was granted a full financial scholarship prior to the fall quarter at UC.
- ▶ Thomas was cleared for practice activities on Dec. 15.
- ▶ The 2011-12 academic year will be considered a redshirt season for Thomas, who will have four years of eligibility to play for the Bearcats starting in the fall of the 2012-13 school year.
- ▶ Thomas comes to UC after playing two seasons at NIA Prep in Newark, N.J., where he averaged 28 points and eight assists during the 2010-11 campaign.
- ▶ He was a four-star prospect by Rivals.com and Scout.com and the 81st-best player nationally by Rivals.com.
- ▶ He is the nephew of long-time NBA veteran Tim Thomas.

#### 2010-11 SEASON HIGHLIGHTS

- ▶ Advanced to the NCAA Tournament for the first time in six seasons, losing in the third round to eventual national champion Connecticut.
- ▶ Recorded its highest win total in 10 seasons, finishing 26-9. It marked the most victories by the Bearcats since posting a 31-4 mark in 2001-02.
- ▶ Achieved its most wins in the BIG EAST Conference since joining the league
- ▶ Led the BIG EAST conference and finished ninth in the nation in scoring defense, allowing 59.6 points per game.
- ▶ Started the 2010-11 season 15-0, its best start in a season since 1998-99.
- ▶ Yancy Gates finished eighth in the league in field goal shooting (51.1 percent) and 10th in rebounding (6.9).
- ▶ Gates averaged 15.8 points, 8.1 rebounds, shot 59.3 percent from the field and 69.8 percent from the free-throw line during the final nine games of the season.
- ▶ Sean Kilpatrick (9.7 points, 3.2 rebounds, 37.7 percent 3pt-FG shooting) was named to All-BIG EAST Rookie Team.

-GoBEARCATS.com-

**SPECIALTY STATISTICS**

Opponent	Result	In Paint	Off TO	2nd Chance	Fast Break	Bench
Alabama State at Cincinnati	W, 65-40	22 38	14 19	7 12	7 15	6 9
Jacksonville State at Cincinnati	W, 73-59	30 32	16 19	13 10	13 4	13 6
Presbyterian at Cincinnati	L, 54-56	24 26	12 9	12 16	14 2	5 0
Northwestern State at Cincinnati	W, 71-43	14 34	16 19	0 10	8 8	14 16
Marshall at Cincinnati	L, 69-73 (OT)	28 36	9 19	12 10	4 10	12 6
Miami (Ohio) at Cincinnati	W, 56-47	24 30	8 19	7 9	9 0	7 15
at Georgia Cincinnati	W, 57-51	24 12	16 16	11 7	6 2	16 2
at No. 8 Xavier Cincinnati	L, 53-76	36 24	16 8	10 14	12 2	11 6
at Wright State Cincinnati	W, 78-58	18 22	19 16	2 23	2 2	18 11
Radford at Cincinnati	W, 101-70	30 44	7 30	25 14	5 28	14 30
Ark.-Pine Bluff at Cincinnati	W, 101-53	20 30	10 29	6 18	4 4	26 32
Chicago State at Cincinnati	W, 95-60	34 40	8 23	15 13	10 8	13 39
vs. Oklahoma Cincinnati	W, 56-55	24 20	5 16	11 10	3 6	8 0
at Pittsburgh Cincinnati	W, 66-63	30 28	9 20	12 10	4 16	8 0
Notre Dame at Cincinnati	W, 71-55	28 24	13 11	13 4	4 11	9 19
St. John's at Cincinnati	L, 55-57	26 20	6 19	8 7	12 10	10 22
at Georgetown Cincinnati	W, 68-64	32 28	20 7	2 6	6 5	9 8
Villanova at Cincinnati	W, 82-78	20 30	5 20	11 11	4 9	2 11
at Connecticut Cincinnati	W, 70-67	32 16	9 17	10 16	10 0	20 16
at West Virginia Cincinnati	L, 77-74 (OT)	40 42	14 6	11 17	6 4	20 17
Syracuse at Cincinnati	L, 53-60	36 24	14 10	7 7	10 7	9 3
at Rutgers Cincinnati	L, 54-61	30 12	19 17	9 13	16 3	17 7
DePaul at Cincinnati	W, 74-66	38 44	10 22	8 12	20 16	11 16
at St. John's Cincinnati	W, 76-54	18 40	15 18	7 15	7 6	12 21
at Marquette Cincinnati	L, 78-95	50 48	25 11	9 18	31 10	13 16
Providence at Cincinnati	W, 81-66	28 44	13 11	4 20	12 9	0 19
Seton Hall at Cincinnati	W, 62-57	34 16	12 12	15 12	9 3	10 5
Louisville at Cincinnati	W, 60-56	30 16	8 17	16 5	2 5	14 5
at USF Cincinnati	L, 46-45	28 24	4 9	8 4	2 4	12 10
Marquette at Cincinnati	W, 72-61	24 42	3 14	18 10	5 19	6 8
at Villanova Cincinnati	W, 72-68	18 30	6 8	13 22	4 2	2 12
vs. Georgetown Cincinnati	W, 72-70 (2 OT)	36 48	14 19	7 10	4 16	12 5
vs. Syracuse Cincinnati	W, 71-68	18 24	19 16	23 19	2 6	31 4
vs. Louisville Cincinnati	L, 50-44	20 30	13 11	7 4	6 2	4 0
vs. Texas Cincinnati	W, 65-59	20 40	6 11	4 10	2 10	10 6
vs. Florida State Cincinnati	W, 62-56	22 22	6 19	8 5	5 13	7 5
<b>Cincinnati Totals</b>		<b>1084</b>	<b>580</b>	<b>419</b>	<b>278</b>	<b>408</b>
<b>Average</b>		<b>30.1</b>	<b>16.1</b>	<b>11.6</b>	<b>7.7</b>	<b>11.3</b>
<b>Opponents Totals</b>		<b>982</b>	<b>405</b>	<b>369</b>	<b>279</b>	<b>410</b>
<b>Average</b>		<b>27.3</b>	<b>11.2</b>	<b>10.2</b>	<b>7.8</b>	<b>11.4</b>

**OVERTIME RECORDS**

**UC's Overall Record**..... **50-50**  
 1 OT Games .....41-42  
 2 OT Games .....8-6  
 3 OT Games .....0-1  
 4 OT Games .....0-1  
 7 OT Games .....1-0

**RECORDS IN OVERTIME GAMES**

**Home**..... **24-17**..... **.585**  
 Schmidtapp Gym.....3-4......429  
 Schmidt Fieldhouse.....0-1......000  
 Music Hall.....0-1......000  
 Armory Fieldhouse.....5-4......556  
 Cincinnati Gardens.....3-2......600  
 U.S. Bank Arena.....3-1......750  
 Fifth Third Arena.....10-4......714  
**Away**..... **16-26**..... **.381**  
**Neutral**..... **10-7**..... **.588**

Current Streak: Won — 1  
 Longest Winning Streak: 5 (Tay Baker - 1966-67)  
 Longest Losing Streak: 4 (Bob Reuss, 1943 - John Weithe, 1950)  
 • On Dec. 21, 1981 Cincinnati and Bradley played an NCAA-record 7-overtime game which UC won, 75-73.  
 • Cincinnati has been involved in two of the five NCAA tournament championship games to go into overtime. The Bearcats defeated Ohio State, 70-65, in 1961 but lost to Loyola (Ill.), 60-58, in 1963.  
 • In 1966-67, Cincinnati played six overtime games, winning five.

**UC COACHES IN OVERTIME GAMES**

Coach (Years)	No.	Record	Pct.
Bob Huggins (1989-2005)	25	14-11	.560
<b>Mick Cronin (2006-pres.)</b>	<b>14</b>	<b>7-7</b>	<b>.500</b>
Tay Baker (1965-72)	9	7-2	.778
Ed Jucker (1960-65)	9	4-5	.444
Ed Badger (1978-83)	8	3-5	.375
Tony Yates (1983-89)	7	2-5	.286
John Wiethe (1946-52)	5	1-4	.200
George Smith (1952-60)	4	3-1	.750
Gale Catlett (1972-78)	4	2-2	.500
Frank Rice (1928-32)	4	1-3	.250
Boyd Chambers (1918-28)	3	3-0	1.000
Clark Ballard (1939-42)	2	2-0	1.000
Andy Kennedy (2005-06)	2	1-1	.250
Tay Brown (1933-37)	2	0-2	.000
John Halliday (1932-33)	1	0-1	.000
Bob Reuss (1942-44)	1	0-1	.000
Walter Van Winkle (1937-39)	0	—	—
Ray Farnham (1944-46)	0	—	—

**OVERTIME GAMES IN MICK CRONIN ERA**

1/20/07	W	UC 96, West Virginia 83	1	SC
2/28/07	W	UC 70, Seton Hall 67	1	SC
2/9/08	W	UC 72, Rutgers 68	1	SC
3/2/08	L	Providence 81, UC 79	1	A
12/20/08	W	UC 85, Eastern Kentucky 77	1	SC
2/7/09	W	UC 64, Georgetown 62	1	SC
3/7/09	L	Seton Hall 67, UC 63	1	SC
11/25/09	L	Gonzaga 61, UC 59	1	N
12/13/09	L	Xavier 83, UC 79	2	A
2/21/10	L	Marquette 79, UC 76	1	SC
2/19/11	W	UC 93, Providence 81	1	A
11/25/11	L	Marshall 73, UC 69	1	SC
1/21/12	L	West Virginia 77, UC 74	1	A
3/8/12	W	UC 72, Georgetown 70	2	N

## THE LAST TIME...

## Team

**100 Points by a Team**

By UC 101 vs. Ark.-Pine Bluff, 12/21/11  
By Opponent 105 by UCLA (20T), 3/17/02

**90 Points by a Team**

By UC 95 vs. Chicago State, 12/23/11  
By Opponent 95 at Marquette, 2/11/12

**30-plus Point Win**

By UC 35 (95-60), vs. Chicago State, 12/23/11  
By Opponent 38 (89-51) vs. Notre Dame, 3/10/11

**60 Percent Shooting by a Team**

By UC .628 vs. St. John's, 2/11/09  
By Opponent .674 vs. Pittsburgh, 2/14/09

**50 Percent Shooting by a Team**

By UC .517 at St. John's, 2/8/12  
By Opponent .567 at Marquette, 2/11/12

**Cincinnati Played a Ranked Opponent**

UC Win 62-56 vs. No. 10 Florida State, 3/18/12  
UC Loss 95-78 at No. 18/19 Marquette, 2/11/12

**Overtime Game**

UC Win 93-81 at Providence, 2/19/11  
UC Loss 77-74 at West Virginia, 1/21/12

**Double Overtime Game**

UC Win 72-70 (20T) vs. Georgetown, 3/8/12  
UC Loss 83-79 (20T) at Xavier, 12/13/09

**Triple Overtime Game**

UC Win 75-73 (70T\*) vs. Bradley, 12/21/81  
UC Loss 89-85 (40T) vs. Memphis, 1/31/81

\* - NCAA record.

**Individual****40 Points by a Player**

By UC 41, Steve Logan vs. Southern Mississippi, 2/15/02  
By Opponent 41, Dell Curry, Virginia Tech, 1985-86

**30 Points by a Player**

By UC 34, Deonta Vaughn vs. Notre Dame, 2/4/09  
By Opponent 37, Luke Harangody, at Notre Dame, 2/4/10

**20 Rebounds by a Player**

By UC 20, Cedric McGowan vs. DePaul, 1/4/06  
By Opponent four times

**15 Rebounds by a Player**

By UC 16, Mike Williams, 12/20/08  
By Opponent 15, Greg Monroe, vs. Georgetown, 3/6/10

**Two Players with 20 or More Points in Same Game**

By UC JaQuon Parker (28), Dion Dixon (21)  
vs. No. 8/7 Marquette, 2/29/12  
By Opponent Jimmy Butler (20), D. Johnson-Odom (20)  
vs. Marquette, 2/21/10

**Two Players with 10 or More Reb. in Same Game**

By UC Ibrahima Thomas (10) and Lance Stephenson (10)  
vs. DePaul, 2/24/10  
By Opponent Jamarr Sanders (11) and Elijah Millsap (15)  
at UAB, 12/16/09

**10 Assists by a Player**

By UC 10, Cashmere Wright, vs. Marshall, 11/25/11  
By Opponent 10, Chris Howard, at USF, 2/14/09

**Five Steals by a Player**

By UC 5, Cashmere Wright vs. Florida State, 3/18/12  
By Opponent 5, Greg Monroe, Georgetown, 2/7/09

**Five Blocked Shots by a Player**

By UC 6, Justin Jackson, vs. Louisville, 3/10/12  
By Opponent 5, Hamady Ndiaye, vs. Rutgers, 3/9/10

**Double-Double by a UC Player**

UC Win Yancy Gates (15 pts., 10 rebs.)  
vs. Texas, 3/16/12  
UC Loss Yancy Gates (12 pts., 11 rebs.)  
at No. 18/19 Marquette, 2/11/12

**Triple-Double by a UC Player**

By UC Eric Hicks (22 pts., 12 rebs., 10 blks.)  
vs. Marquette, 1/7/06

**UC Player Led Team in Points, Reb., Assists**

By UC Yancy Gates (12 pts., 9 reb., t-3 asst.)  
vs. Savannah State, 11/24/10

**A Player Won a Game in the Final Seconds**

By UC Cashmere Wright layup at 6 secs  
UC defeats Georgetown 72-70 (20T), 3/8/12  
By Opponent Anthony Collins made two free throws at 3 secs  
USF defeats UC 46-45, 2/26/12

**Four Players Scored in Double Figures**

By UC Yancy Gates (15), JaQuon Parker (13)  
Dion Dixon (12), Cashmere Wright (11)  
vs. Texas, 3/16/12

**Five Players Scored in Double Figures**

By UC Dion Dixon (15), JaQuon Parker (15),  
Cashmere Wright (14), Gates (11), Jackson (10)  
at No. 18/19 Marquette, 2/11/12

**Six Players Scored in Double Figures**

By UC Sean Kilpatrick (21), Cashmere Wright (14),  
Dion Dixon (11), Jeremiah Davis (11),  
Justin Jackson (11), Ge'Lawn Guyn (11)  
vs. Chicago State, 12/23/11

**Seven Players Scored in Double Figures**

By UC Rashad Bishop (14), Dion Dixon (13),  
Steve Toyloy (13), Deonta Vaughn (12),  
Darnell Wilks (12), Jaquon Parker (10), Yancy Gates (10)  
vs. Texas Southern, 12/1/09

## CRONIN ERA BESTS

**Most Points Scored**

101 (W, 101-53) vs. Ark.-Pine Bluff 12/21/11  
101 (W, 101-70) vs. Radford 12/17/11  
96 (W, 96-83) vs. West Virginia 1/20/07

**Most Points Scored (Half)**

56 (W, 93-83) vs. Notre Dame (2nd) 2/4/09  
56 (W, 92-72) vs. Utah Valley (1st) 12/11/10

**Highest FG Percentage**

.628 (27-43) vs. St. John's 2/11/09  
.603 (38-63) vs. Radford 12/17/11  
.574 (35-61) vs. Texas Southern 12/1/09

**Highest 3-Pt. Percentage**

.600 (6-10) vs. St. John's 2/11/09  
.583 (7-12) at Georgetown 1/27/07  
.583 (14-24) vs. Central Michigan 11/25/06

**Most Rebounds**

54 vs. Louisville (BE Championship) 3/10/10  
54 vs. Western Illinois 11/22/08

**Most Assists**

27 vs. Toledo 11/18/09  
24 vs. Georgia Southern 12/14/10

**Most Blocked Shots**

10 vs. Western Illinois 11/22/08  
10 vs. Alabama State 11/13/11  
10 vs. Chicago State 12/23/11

**Most Steals**

16 vs. Ark.-Pine Bluff 12/21/11  
15 vs. Ark.-Pine Bluff 12/22/09  
13 vs. Florida State 3/18/12  
13 at Georgetown 1/9/12  
13 at Providence 2/6/07  
13 vs. North Carolina State 12/23/06

**Most Forced Turnovers**

32 vs. North Carolina State 12/23/06  
29 vs. Ark.-Pine Bluff 12/21/11  
24 vs. Ark.-Pine Bluff 12/22/08

**Fewest Points Allowed**

34 vs. Dayton 11/27/10  
39 vs. Howard 11/10/06  
at West Virginia 1/30/08

**Fewest Points Allowed (Half)**

14 vs. Alabama State (1st) 11/13/11  
15 vs. Dayton (2nd) 11/27/10  
15 Western Illinois (1st) 11/22/08  
15 vs. Howard (1st) 11/10/06  
16 at West Virginia (2nd) 1/30/08  
16 vs. Arkansas-Pine Bluff (1st) 12/22/08  
16 vs. Cal State Bakersfield (1st) 1/6/10

**Lowest FG Percentage Allowed**

.200 (12-60) vs. Dayton 11/27/10  
.200 (10-50) at West Virginia 1/30/08  
.214 (12-56) vs. Howard 11/10/06

**Lowest 3-Pt. FG Percentage Allowed**

.000 (0-4) vs. Texas Southern 11/18/08  
.045 (1-22) at West Virginia 1/30/08  
.071 (1-14) vs. No. 17/17 Louisville 2/23/12  
.111 (2-18) at Memphis 12/29/08  
.111 (1-9) vs. Rutgers 1/26/11

**Biggest Win**

49 (101-53) vs. Ark.-Pine Bluff 12/21/11  
45 (99-54) vs. Georgia Southern 12/14/10  
37 (94-57) vs. Texas Southern 12/1/09  
36 (94-58) vs. St. Francis (PA) 12/23/10  
35 (95-60) vs. Chicago State 12/23/11

## HEAD COACH MICK CRONIN

## THE CRONIN COACHING FILE



UC head coach Mick Cronin

Season	School (Conf.)	Position	Record/Conf.	Postseason (Record)
1996-97	Cincinnati (C-USA)	Video Coordinator		
1997-98	Cincinnati (C-USA)	Assistant Coach	27-6/14-2	NCAA West Regional (1-1)
1998-99	Cincinnati (C-USA)	Assistant Coach	27-6/12-4	NCAA East Regional (1-1)
1999-00	Cincinnati (C-USA)	Assistant Coach	29-4/16-0	NCAA South Regional (1-1)
2000-01	Cincinnati (C-USA)	Assistant Coach	25-10/11-5	NCAA West Regional (2-1)
2001-02	Louisville (C-USA)	Assoc. Head Coach	19-13/8-8	NIT (1-1)
2002-03	Louisville (C-USA)	Assoc. Head Coach	25-7/11-5	NCAA East Reg. (1-1)
2003-04	Murray State (OVC)	Head Coach	28-6/14-2	NCAA Atlanta Reg. (0-1)
2004-05	Murray State (OVC)	Head Coach	17-11/11-5	---
2005-06	Murray State (OVC)	Head Coach	24-7/17-3	NCAA Washington Reg. (0-1)
<b>Murray State Totals</b>		<b>3 years</b>	<b>69-24/42-10</b>	<b>.742/.808</b>
2006-07	Cincinnati (BIG EAST)	Head Coach	11-19/2-14	---
2007-08	Cincinnati (BIG EAST)	Head Coach	13-19/8-10	Col. Basketball Invit. (0-1)
2008-09	Cincinnati (BIG EAST)	Head Coach	18-14/8-10	---
2009-10	Cincinnati (BIG EAST)	Head Coach	19-16/7-11	NIT (1-1)
2010-11	Cincinnati (BIG EAST)	Head Coach	26-9/11-7	NCAA Third Round (1-1)
2011-12	Cincinnati (BIG EAST)	Head Coach	26-10/12-6	
<b>Cincinnati Totals</b>		<b>6 years</b>	<b>113-87/48-58</b>	<b>.565/.453</b>
<b>Career Head Coaching Totals</b>		<b>9 years</b>	<b>182-111/90-68</b>	<b>.621/.570</b>

Since taking the reins of the University of Cincinnati men's basketball program in late March 2006, Mick Cronin has been busy assembling his program piece by piece from the ground up: stressing the importance of academic success, collecting talented recruits, and increasing the Bearcats victory total every season.

After a 2010-11 campaign that saw the Bearcats advance to the NCAA tournament for the first time in six seasons; record their highest win total since the 2002 campaign; achieve their most BIG EAST Conference wins in school history; secure an incoming recruiting class tabbed among the Top 25 in the nation; and receive the prestigious "Public Recognition Award" for their outstanding Academic Progress Rate, followers should be eager for the future of UC basketball.

Over Cronin's five years at Cincinnati, the team has shown improvement each step of the way, becoming the only program in the nation to increase its overall win total each season (11 in 2006-07, 13 in 2007-08, 18 in 2008-09, 19 in 2009-10 and 26 in 2010-11).

A native of the Queen City and 1997 graduate of UC, Cronin long has owned a passion for Cincinnati and the sport of basketball. As a child he used to follow his father, Hep, a highly successful local high school coach, around the gyms throughout the city. When his promising playing career at LaSalle High School was cut short due to a knee injury, Cronin set his sights on coaching. He punched his own ticket coaching varsity and junior varsity high school basketball, spending time as a video coordinator, and then as an assistant coach for the likes of Rick Pitino and Bob Huggins. His hard work and dedication made him one of the nation's top recruiters and one of the most highly sought after coaches when he accepted his first head coaching position in 2003 at Murray State University.

Cronin honed his skills as a head coach for three years at Murray State, compiling a 69-24 record and earning a pair of berths to the NCAA tournament. In his debut season as head coach, Cronin directed the Racers to a school-best 28-6 record,

the Ohio Valley Conference tournament championship, and an NCAA tournament appearance. His 28 wins are the sixth most in NCAA history for a first-year head coach. He earned OVC Coach of the Year honors two seasons later, guiding Murray State to another OVC crown, league tournament crown and NCAA Tournament appearance with a 24-6 overall record and 17-3 conference mark in 2005-06.

During 12 years as an assistant and head coach Cronin built a reputation for his ability to evaluate and recruit top talent. In his stint at UC as an assistant coach from 1997-2001, Cronin made an immediate impact by recruiting several top players, including NBA Draft selections Steve Logan (Golden State); DerMarr Johnson (Atlanta); Pete Mickeal (Dallas); Kenny Satterfield (Dallas); and Jason Maxiell (Detroit). Those players helped build a recruiting base that included two top 5- and a top 10-rated classes over Cronin's final three seasons. His work paid dividends for UC as it compiled a 108-26 record, five C-USA regular-season titles, and a pair of tournament crowns.

Following the 2000-01 season, Cronin became the associate head coach and recruiting coordinator at Louisville, under Rick Pitino. In his very first year, Cronin helped attract a top-10 ranked recruiting class, including Francisco Garcia, who went on to earn 2003 C-USA Freshman of the Year and was eventually drafted by Sacramento. National sports publications took notice ranking Cronin as the top assistant coach in the nation in 2002-03 by Athlon and the top assistant in Conference USA by Lindy's. That same year, The Sporting News named him the top recruiting assistant in the nation and the top assistant in C-USA.

Mick is the second generation of the Cronin family in the coaching ranks. His father compiled more than 400 victories in his high school coaching career and is recently retired from being a Major League Baseball scout for the Atlanta Braves.

Mick Cronin resides in Cincinnati with his five-year old daughter, Samantha.

## WHAT THEY'RE SAYING ABOUT CRONIN

"Perhaps it's just the sheer size of the Big East that has prevented the public generally from noticing just how vast Mick Cronin's accomplishments have been at Cincinnati. From starting with not much more than a few basketballs and an empty gym, and playing in a league that routinely is producing No. 1 NCAA seeds and Final Four teams, Mick elevated the Bearcats to 26 victories and an NCAA Tournament berth within five seasons. And he did this with players who've lifted the program's academic rating and graduated from the university. It might be the most underrated coaching performance of the past two decades in college basketball. It's darned near a miracle."

-Mike DeCourcy, Sporting News

"Mick has done an outstanding job in an extremely difficult situation. The odds were against him but he was persistent and got the Bearcats over the hump and into the NCAA tournament where they should be a regular at knocking on that door every March."

-Andy Katz, ESPN

"Mick Cronin has done a tremendous job at Cincinnati. He took over a program that needed a new culture of winning, and he built a solid foundation in the nation's toughest basketball league. He's been disciplined, and has demanded the same from his players. Mick has instilled belief in his players, and after a terrific season last year, the Bearcats should be even better this year. Mick Cronin has worked incredibly hard to lead Cincinnati back to national prominence."

-Jay Bilas, ESPN

"Mick Cronin has done a great rebuilding job at Cincinnati. I love the emotion and passion he brings to the sidelines. Bearcat fans have to be thrilled with what he has done in a relatively short time. Stock up for Mick Cronin, baby!"

-Dick Vitale, ESPN

**IMG/CINCINNATI RADIO NETWORK**

Cincinnati men's basketball can be heard in 38 states and in a third of Canada thanks to a 15-year partnership with ClearChannel and its signature station 700 WLW, which is based in Cincinnati.

700 WLW provides in-depth coverage, live play-by-play and postgame reaction from head coach Mick Cronin. The broadcasts also include a 30-minute pregame show.

**Dan Hoard** provides play-by-play alongside color analyst **Chuck Machock**. **Mo Egger** serves as host/engineer.

**THE MICK CRONIN RADIO SHOW**

The Mick Cronin Radio Show will air weekly on 700 WLW from the original Montgomery Inn on Montgomery Road.

Coach Cronin is joined weekly by the Voice of the Bearcats, Dan Hoard and color analyst Chuck Machock. The hour-long call-in show provides in-depth analysis of Bearcats basketball.

**MICK CRONIN RADIO SHOW SCHEDULE**

Day	Date	Time	Station
Monday	3/19	8 p.m.	700 WLW^
Monday	3/26	8 p.m.	700 WLW^

\* - could be preempted because of travel to BIG EAST

Tournament; ^ - if needed.

**BEARCATS SPORTS WEEKLY WITH MICK CRONIN**

Bearcats Sports Weekly with Mick Cronin, a weekly magazine-formatted show on the University of Cincinnati basketball program airs on FS Ohio beginning Dec. 15 at 6 p.m. ET. UC's Tom Gelehrter serves as host.

**CRONIN JOINING AREA COACHES TO PROMOTE****SOUTHWEST OHIO COACHES VS. CANCER CHAPTER**

UC head coach Mick Cronin has joined area coaches Charlie Coles (Miami-Ohio), Chris Mack (Xavier), Archie Miller (Dayton) and Billy Donlon (Wright State) to promote the Southwest Ohio chapter of Coaches vs. Cancer.

The chapter was initially announced on Aug. 31, 2011.

A Coaches vs. Cancer fund-raising breakfast held Nov. 2 at the Hyatt Regency Cincinnati raised \$180,000 for the American Cancer Society.

**CRONIN'S RECORD VS. ALL OPPONENTS**

School	W-L	Last Meeting	School	W-L	Last Meeting
<b>Alabama State</b>	<b>1-0</b>	<b>2011-12</b>	Ohio	0-1	2006-07
<b>Arkansas-Pine Bluff</b>	<b>2-0</b>	<b>2011-12</b>	<b>Ohio State</b>	<b>0-1</b>	<b>2006-07</b>
Arkansas Tech	1-0	2004-05	<b>Oklahoma</b>	<b>2-0</b>	<b>2011-12</b>
Austin Peay	4-1	2005-06	<b>Pittsburgh</b>	<b>2-7</b>	<b>2011-12</b>
Belmont	0-1	2007-08	Prairie View A&M	1-0	2009-10
Bowling Green	0-1	2007-08	<b>Presbyterian</b>	<b>0-1</b>	<b>2011-12</b>
Bradley	0-1	2007-08	<b>Providence</b>	<b>3-4</b>	<b>2011-12</b>
Cal-Davis	1-0	2004-05	<b>Radford</b>	<b>1-0</b>	<b>2011-12</b>
Campbellsville	1-0	2005-06	Rice	2-0	2005-06
Central Michigan	1-0	2006-07	<b>Rutgers</b>	<b>4-4</b>	<b>2011-12</b>
Charleston Southern	1-0	2008-09	Samford	2-3	2005-06
<b>Chicago State</b>	<b>2-0</b>	<b>2011-12</b>	Savannah State	1-0	2010-11
Cincinnati	0-1	2005-06	<b>Seton Hall</b>	<b>3-3</b>	<b>2011-12</b>
Coastal Carolina	2-0	2008-09	SIU-Edwardsville	2-0	2004-05
<b>Connecticut</b>	<b>3-6</b>	<b>2011-12</b>	Southeast Missouri State	5-2	2005-06
CS Bakersfield	1-0	2009-10	Southern Illinois	1-2	2005-06
Dayton	1-1	2010-11	Southern Miss	1-0	2003-04
Delaware State	2-0	2004-05	South Carolina Upstate	1-0	2007-08
<b>DePaul</b>	<b>5-3</b>	<b>2011-12</b>	South Dakota	1-0	2008-09
Eastern Illinois	5-1	2005-06	St. Francis (Pa.)	1-0	2010-11
Eastern Kentucky	6-1	2008-09	<b>St. John's</b>	<b>5-5</b>	<b>2011-12</b>
Fairfield	1-0	2007-08	St. Mary's (Calif.)	0-1	2004-05
Florida A&M	1-0	2010-11	<b>Syracuse</b>	<b>2-5</b>	<b>2011-12</b>
<b>Florida State</b>	<b>1-1</b>	<b>2011-12</b>	<b>Texas</b>	<b>1-0</b>	<b>2011-12</b>
<b>Georgetown</b>	<b>6-4</b>	<b>2011-12</b>	TCU	1-0	2003-04
Georgetown College	1-0	2003-04	Temple	1-0	2006-07
<b>Georgia</b>	<b>1-0</b>	<b>2011-12</b>	Tennessee	0-1	2005-06
Georgia Southern	1-0	2010-11	Tennessee State	5-1	2005-06
Gonzaga	0-1	2009-10	Tennessee Tech	3-2	2005-07
High Point	1-0	2006-07	Tennessee-Martin	8-0	2006-07
Howard	1-0	2006-07	Texas A&M-Corpus Christi	1-1	2003-04
Illinois	0-1	2003-04	Texas-San Antonio	2-0	2005-06
Illinois-Chicago	1-0	2005-06	Texas Southern	2-0	2009-10
Illinois State	0-1	2007-08	Toledo	2-0	2010-11
IPFW	1-0	2010-11	UAB	1-4	2009-10
<b>Jacksonville State</b>	<b>6-0</b>	<b>2011-12</b>	UNLV	1-0	2008-09
Lipscomb	1-0	2009-10	<b>USF</b>	<b>4-4</b>	<b>2011-12</b>
<b>Louisville</b>	<b>4-5</b>	<b>2011-12</b>	Utah Valley	1-0	2010-11
<b>Marquette</b>	<b>2-4</b>	<b>2011-12</b>	Vanderbilt	1-0	2009-10
<b>Marshall</b>	<b>0-1</b>	<b>2011-12</b>	<b>Villanova</b>	<b>3-4</b>	<b>2011-12</b>
Maryland	1-0	2009-10	Wagner	1-0	2003-04
Memphis	0-3	2008-09	Weber State	1-0	2009-10
<b>Miami (Ohio)</b>	<b>5-0</b>	<b>2011-12</b>	West Florida	1-0	2003-04
Mississippi State	1-0	2008-09	<b>West Virginia</b>	<b>3-5</b>	<b>2011-12</b>
Missouri	1-1	2010-11	Western Carolina	1-0	2007-08
Morehead State	7-0	2005-06	Western Illinois	1-0	2008-09
Mount St. Mary's	1-0	2010-11	Western Kentucky	1-1	2004-05
North Carolina	0-1	2005-06	Winthrop	1-0	2009-10
North Carolina State	1-1	2007-08	Wofford	0-1	2006-07
<b>Northwestern State</b>	<b>1-0</b>	<b>2011-12</b>	<b>Wright State</b>	<b>2-0</b>	<b>2011-12</b>
<b>Notre Dame</b>	<b>3-5</b>	<b>2011-12</b>	<b>Xavier</b>	<b>2-4</b>	<b>2011-12</b>
Oakland	1-0	2006-07	<i>2011-12 opponents in boldface.</i>		

## 2011-12 NUMERICAL ROSTER

No.	Name	Pos.	Ht.	Wt.	Class	Hometown / Last School
0	Jeremiah Davis III	G	6-3	200	Fr.	Muncie, Ind. / Huntington Prep, W.Va.
1	Cashmere Wright **	G	6-0	175	R-Jr.	Savannah, Ga. / Urban Christian Academy
2	Octavius Ellis	F	6-9	200	Fr.	Memphis, Tenn. / Whitehaven
3	Dion Dixon ***	G	6-3	195	Sr.	Chicago, Ill. / Crane Technical Prep Common
5	Justin Jackson *	F	6-8	210	So.	Cocoa Beach, Fla. / Arlington Country Day
10	Alex Eppensteiner **	G	6-3	210	Jr.	Cincinnati, Ohio / Elder
11	Shaquille Thomas@	F	6-7	180	Fr.	Paterson, N.J. / NIA Prep School
13	Cheikh Mbodj	C	6-10	245	Jr.-Tr.	Dakar, Senegal / Grayson County (Texas) College
14	Ge'Lawn Guyn	G	6-1	175	Fr.	Georgetown, Ky. / South Kent Prep (Conn.)
15	Jermaine Sanders	F	6-5	225	Fr.	Far Rockaway, N.Y. / Rice
23	Sean Kilpatrick *	G	6-4	215	R-So.	White Plains, N.Y. / Notre Dame Prep
24	Kelvin Gaines	C	6-10	225	R-Fr.	Ocala, Fla. / Arlington Country Day
34	Yancy Gates ***	F	6-9	260	Sr.	Cincinnati, Ohio / Withrow
44	JaQuon Parker **	G	6-3	210	Jr.	Suffolk, Va. / King's Fork

## 2011-12 ALPHABETICAL ROSTER

No.	Name	Pos.	Ht.	Wt.	Class	Hometown / Last School
0	Jeremiah Davis III	G	6-3	200	Fr.	Muncie, Ind. / Huntington Prep, W.Va.
3	Dion Dixon ***	G	6-3	195	Sr.	Chicago, Ill. / Crane Technical Prep Common
2	Octavius Ellis	F	6-9	200	Fr.	Memphis, Tenn. / Whitehaven
10	Alex Eppensteiner **	G	6-3	210	Jr.	Cincinnati, Ohio / Elder
24	Kelvin Gaines	C	6-10	225	R-Fr.	Ocala, Fla. / Arlington Country Day
34	Yancy Gates ***	F	6-9	260	Sr.	Cincinnati, Ohio / Withrow
14	Ge'Lawn Guyn	G	6-1	175	Fr.	Georgetown, Ky. / South Kent Prep (Conn.)
5	Justin Jackson *	F	6-8	210	So.	Cocoa Beach, Fla. / Arlington Country Day
23	Sean Kilpatrick *	G	6-4	215	R-So.	White Plains, N.Y. / Notre Dame Prep
13	Cheikh Mbodj	C	6-10	245	Jr.-Tr.	Dakar, Senegal / Grayson County (Texas) College
44	JaQuon Parker **	G	6-3	210	Jr.	Suffolk, Va. / King's Fork
15	Jermaine Sanders	F	6-5	225	Fr.	Far Rockaway, N.Y. / Rice
11	Shaquille Thomas@	F	6-7	180	Fr.	Paterson, N.J. / NIA Prep School
1	Cashmere Wright **	G	6-0	175	R-Jr.	Savannah, Ga. / Urban Christian Academy

\* - Letters earned at Cincinnati

@ - Will redshirt the 2011-12 season

Head Coach: Mick Cronin (6th season at UC; 9th season overall)

Associate Head Coach: Larry Davis

Assistant Coaches: Darren Savino, George Jackson

Director of Basketball Operations: Drew Seidenberger

Director of Student-Athlete Development: Chris Shumate


Video Coordinator: Jeff Berger

Athletics Trainer & Associate AD/Sports Medicine: Bob Mangine

## PRONUNCIATION GUIDE

Dion Dixon	DEE-on
Ge'Lawn Guyn	JEE-lawn gwynn
Chiekh Mbodj	sheck MUHD-juh (MUHD rhymes with WOOD)
JaQuon Parker	Juh-KWON

**RADIO/TV ROSTER**




**0** **JEREMIAH DAVIS III**  
G » 6-3 » 200 » FRESHMAN  
MUNICE, IND.




**1** **CASHMERE WRIGHT**  
G » 6-0 » 175 » JUNIOR  
SAVANNAH, GA.




**2** **OCTAVIUS ELLIS**  
F » 6-9 » 200 » FRESHMAN  
MEMPHIS, TENN.




**3** **DION DIXON**  
G » 6-3 » 195 » SENIOR  
CHICAGO, ILL.



**5** **JUSTIN JACKSON**  
F » 6-8 » 210 » SOPHOMORE  
COCOA BEACH, FLA.




**10** **ALEX EPPENSTEINER**  
G » 6-3 » 210 » JUNIOR  
CINCINNATI, OHIO




**11** **SHAQUILLE THOMAS**  
F » 6-7 » 180 » FRESHMAN  
PATERSON, N.J.




**13** **CHEIKH MBODJ**  
C » 6-10 » 245 » JUNIOR  
DAKAR, SENEGAL



**14** **GE'LAWN GUYN**  
G » 6-1 » 175 » FRESHMAN  
GEORGETOWN, KY.



**15** **JERMAINE SANDERS**  
F » 6-5 » 225 » FRESHMAN  
FAR ROCKAWAY, N.Y.




**23** **SEAN KILPATRICK**  
G/F » 6-4 » 215 » SOPHOMORE  
WHITE PLAINS, N.Y.



**24** **KELVIN GAINES**  
C » 6-10 » 225 » FRESHMAN  
OCALA, FLA.



**34** **YANCY GATES**  
F » 6-9 » 260 » SENIOR  
CINCINNATI, OHIO



**44** **JAQUON PARKER**  
G » 6-3 » 210 » JUNIOR  
SUFFOLK, VA.



**MICK CRONIN**  
HEAD COACH



**LARRY DAVIS**  
ASSOCIATE HEAD COACH



**GEORGE JACKSON**  
ASSISTANT COACH



**DARREN SAVINO**  
ASSISTANT COACH

**GAME 1**

**Alabama State** ..... 40  
**at No. 21/22 Cincinnati** ..... 65  
 Nov. 13, 2011 • Cincinnati, Ohio  
 (Fifth Third Arena)

Senior forward Yancy Gates recorded his 14th career double-double with 15 points and 11 rebounds to lead the University of Cincinnati men's basketball team to a 65-40 win over Alabama State University at Fifth Third Arena.

UC's top four returning scorers – Gates, senior guard Dion Dixon (14 points), sophomore guard Sean Kilpatrick (13) and junior guard Cashmere Wright (10) – each posted double-digit point totals to lead a balanced offensive attack.

Kilpatrick narrowly missed his first double-double after grabbing a career-best nine rebounds.

Cincinnati (1-0) relied on its pressure half-court defense to force Alabama State into 17 turnovers, which were converted into 19 points. Additionally, UC totaled 10 blocks and eight steals while holding the Hornets to a 29 percent field-goal percentage.

The Bearcats went into halftime with a 35-14 lead, the fewest points they've allowed in the first half under head coach Mick Cronin. The previous low during Cronin's tenure was 15 points, which was achieved twice (Nov. 22, 2008 vs. Western Illinois and Nov. 10, 2006 vs. Howard).

Cincinnati quickly jumped out to an 18-2 lead after starting the game with an 8-0 run and, after Alabama State made its first basket, a 10-run.

Alabama State (0-2) was led offensively by senior guard Kenderick Washington, who scored a game-high 18 points.

**Alabama State (0-2)**

Name	fg-a	3-a	ft-a	o-d-t	pf	tp	a	b	s	m
Page	6-16	0-0	0-0	1-7-8	2	12	1	3	1	0 34
White	1-7	0-4	0-0	0-1-1	2	2	1	2	0	1 38
Brown	0-5	0-2	0-0	1-1-2	4	0	0	1	0	0 22
Middlebrooks	1-3	0-2	0-1	0-0-0	4	2	1	1	0	0 23
Washington	7-16	3-8	1-2	5-3-8	3	18	3	2	0	5 26
Mason	1-3	0-0	0-0	0-2-2	0	2	1	2	0	1 7
Watts	2-10	0-4	0-0	0-1-1	0	4	1	3	0	0 21
Johnson	0-0	0-0	0-0	0-2-2	2	0	0	1	0	0 5
Jefferson	0-2	0-1	0-0	1-3-4	2	0	1	2	0	1 24
TEAM				2-1-3						
<b>Total</b>	<b>18-62</b>	<b>3-21</b>	<b>1-3</b>	<b>10-21-31</b>	<b>19</b>	<b>40</b>	<b>9</b>	<b>17</b>	<b>1</b>	<b>8</b>

**Cincinnati (1-0)**

Name	fg-a	3-a	ft-a	o-d-t	pf	tp	a	b	s	m
Jackson	2-3	0-1	0-0	0-7-7	0	4	3	1	3	3 29
Gates	6-15	0-0	3-7	2-9-11	3	15	1	1	1	2 32
Wright	4-7	2-5	0-0	0-3-3	1	10	3	4	0	0 25
Dixon	5-12	1-3	3-4	2-0-2	0	14	2	2	1	1 28
Kilpatrick	4-8	0-4	5-5	3-6-9	2	13	1	2	0	1 30
Davis III	0-1	0-1	0-0	0-2-2	0	0	1	4	0	0 11
Ellis	2-2	0-0	2-2	1-1-2	0	6	0	0	2	1 11
Eppensteiner	0-0	0-0	0-0	0-0-0	0	0	0	0	0	0 2
Guyn	1-4	0-2	1-2	0-0-0	1	3	1	1	0	0 14
Sanders	0-1	0-0	0-0	0-0-0	1	0	0	1	0	0 10
Gaines	0-0	0-0	0-0	1-4-5	2	0	0	0	3	0 8
TEAM				0-3-3						
<b>Total</b>	<b>24-53</b>	<b>3-16</b>	<b>14-20</b>	<b>9-35-44</b>	<b>10</b>	<b>65</b>	<b>12</b>	<b>16</b>	<b>10</b>	<b>8</b>

Score by Periods	1st	2nd	Total
Alabama State	14	26	40
Cincinnati	35	30	65

**FG%:** ASU 29.0, UC 45.3; **3FG%:** ASU 14.3, UC 18.8; **FT%:** ASU 33.3, UC 70.0; **Officials:** Roger Ayers, Tony Crisp, Brent Hampton  
**Attendance:** 4,624

**GAME 2**

**Jacksonville State** ..... 59  
**at No. 20/20 Cincinnati** ..... 73  
 Nov. 15, 2011 • Cincinnati, Ohio  
 (Fifth Third Arena)

Cashmere Wright scored 23 points, Dion Dixon added 20 and Justin Jackson grabbed a career-high nine rebounds as No. 20 Cincinnati defeated Jacksonville State 73-59.

Cincinnati (2-0) shot 61.5 percent (8 for 13) from three-point range and 48.2 percent (27 for 56) overall while dishing out 20 assists.

After Dixon's layup at the 18:25 mark of the second half increased UC's lead to 27 points, Jacksonville State (1-3) fought to get back in the game. A three-pointer from JSU senior forward Stephen Hall with 1:52 left in the game cut UC's lead to 10 points.

The Bearcats went into halftime with a 44-21 advantage thanks in large part to their 7-for-8 shooting from three-point range and crisp ball movement as they distributed 12 assists on their 17 field goals, all while mostly facing a zone defense employed by Jacksonville State.

**Jacksonville State (1-2)**

Name	fg-a	3-a	ft-a	o-d-t	pf	tp	a	b	s	m
Hall	4-8	2-3	2-2	2-3-5	1	12	0	4	0	1 33
Mafra	0-3	0-0	0-0	0-1-1	2	0	0	1	1	0 17
Walters	1-2	0-1	0-0	0-2-2	0	2	3	0	0	1 19
Leggett	8-15	0-1	0-0	0-4-4	2	16	2	0	0	2 33
Williams	7-15	1-6	1-2	1-2-3	3	16	3	6	0	1 33
White	0-1	0-0	0-0	0-1-1	0	0	0	0	0	0 7
Boggs	0-1	0-0	0-0	0-0-0	0	0	0	0	0	0 2
Rackley	0-5	0-1	0-0	2-0-2	1	0	0	2	0	3 20
Bougher	1-2	0-1	1-2	2-0-2	0	3	0	0	0	1 6
Gaines	1-8	0-1	6-8	5-0-5	1	8	1	0	0	0 21
Cook	1-2	0-0	0-0	1-0-1	1	2	0	0	0	0 9
TEAM				3-3-6						
<b>Total</b>	<b>23-62</b>	<b>3-14</b>	<b>10-14</b>	<b>16-16-32</b>	<b>11</b>	<b>59</b>	<b>9</b>	<b>13</b>	<b>1</b>	<b>9</b>

**Cincinnati (2-0)**

Name	fg-a	3-a	ft-a	o-d-t	pf	tp	a	b	s	m
Jackson	2-3	0-0	3-5	5-4-9	5	7	3	2	3	2 29
Gates	3-10	1-1	1-1	2-7-9	1	8	4	3	2	0 35
Wright	9-14	2-3	3-4	0-6-6	3	23	4	5	0	2 33
Dixon	7-16	4-8	2-2	3-6-9	0	20	0	5	2	1 40
Kilpatrick	3-7	1-1	2-2	3-0-3	0	9	2	2	0	0 33
Ellis	0-1	0-0	0-0	0-0-0	0	0	1	0	0	1 5
Guyn	0-0	0-0	0-0	0-0-0	3	0	2	2	0	0 5
Sanders	3-4	0-0	0-0	1-0-1	0	6	1	1	0	0 12
Gaines	0-1	0-0	0-0	0-2-2	0	0	0	0	0	2 8
TEAM				0-1-1						
<b>Total</b>	<b>27-56</b>	<b>8-13</b>	<b>11-14</b>	<b>15-25-40</b>	<b>12</b>	<b>73</b>	<b>17</b>	<b>20</b>	<b>9</b>	<b>6</b>

Score by Periods	1st	2nd	Total
Jacksonville State	21	38	59
Cincinnati	44	29	73

**FG%:** JSU 37.1, UC 48.2; **3FG%:** JSU 21.4, UC 61.5; **FT%:** JSU 71.4, UC 78.6; **Officials:** Gene Steratore, Lamar Simpson, Paul Szelc  
**Attendance:** 4,542

**GAME 3**

**Presbyterian** ..... 56  
**at No. 20/20 Cincinnati** ..... 54  
 Nov. 19, 2011 • Cincinnati, Ohio  
 (Fifth Third Arena)

Khalid Mutakabbir's three-pointer with eight seconds remaining lifted Presbyterian to a 56-54 upset victory over No. 20/20 Cincinnati at Fifth Third Arena.

The Blue Hose rallied from a 15-point second-half deficit, outscoring the Bearcats 24-7 during the game's final 10:11, including a 9-0 run to end the contest.

Mutakabbir led all scorers with 25 points.

Cincinnati's Sean Kilpatrick score 18 of his team-high 19 points in the second half thanks in part to four three-pointers. Yancy Gates added 17 points and eight rebounds for UC.

Presbyterian jumped out to a 12-3 advantage before UC ended the half on 23-9 run. The Bearcats' lead grew to 47-32 on a Kilpatrick three-pointer at 10:11 before the Blue Hose staged the rally.

The loss snapped UC's 20-game regular-season nonconference home win streak.

**Presbyterian (3-2)**

Name	fg-a	3-a	ft-a	o-d-t	pf	tp	a	b	s	m
Coleman	3-13	0-1	6-8	4-7-11	4	12	0	5	1	1 35
Reynolds	3-4	0-0	1-1	1-1-2	3	7	0	0	0	1 32
Miller	1-5	0-2	0-0	0-1-1	0	2	2	1	0	0 22
Johnson	1-3	1-3	2-2	0-3-3	2	5	0	1	0	0 33
Mutakabbir	11-15	3-5	0-0	2-3-5	2	25	2	1	0	1 40
Clyburn	0-1	0-0	0-0	0-2-2	0	0	0	1	0	0 5
Hargrave	1-2	1-1	0-0	0-0-0	0	3	0	0	0	0 5
Truss	0-1	0-0	0-0	0-0-0	1	0	0	0	0	0 2
McTavish	0-0	0-0	0-0	0-0-0	0	0	0	1	0	0 7
Washington	1-2	0-0	0-0	0-3-3	1	2	6	1	0	0 19
TEAM				0-1-1						
<b>Totals</b>	<b>21-46</b>	<b>5-12</b>	<b>9-11</b>	<b>8-20-28</b>	<b>13</b>	<b>56</b>	<b>10</b>	<b>11</b>	<b>1</b>	<b>3</b>

**Cincinnati (2-1)**

Name	fg-a	3-a	ft-a	o-d-t	pf	tp	a	b	s	m
Jackson	4-8	0-0	1-2	5-4-9	5	9	1	3	2	3 31
Gates	7-16	1-1	2-6	4-4-8	0	17	1	0	2	2 39
Wright	1-8	0-5	0-0	1-1-2	2	2	2	3	0	1 37
Dixon	3-12	1-6	0-0	6-4-10	2	7	2	2	0	0 35
Kilpatrick	7-15	4-6	1-2	1-2-3	1	19	1	0	1	0 37
Guyn	0-1	0-1	0-0	0-1-1	0	0	1	0	0	0 6
Sanders	0-0	0-0	0-0	0-0-0	0	0	0	0	0	0 5
Gaines	0-2	0-0	0-0	1-0-1	2	0	0	1	1	0 10
TEAM				1-2-3						
<b>Totals</b>	<b>22-62</b>	<b>6-19</b>	<b>4-10</b>	<b>19-18-37</b>	<b>12</b>	<b>54</b>	<b>8</b>	<b>9</b>	<b>6</b>	<b>6</b>

Score by Periods	1st	2nd	Total
Presbyterian	19	37	56
Cincinnati	26	28	54

**FG%:** PC 45.7, UC 35.5; **3FG%:** PC 41.7, UC 31.6; **FT%:** PC 81.8, UC 40.0; **Officials:** Tim Clougherty, Jeff Anderson, Paul Faia  
**Attendance:** 4,960

**GAME 4**

**Northwestern State .....43**  
**at Cincinnati.....71**

**Nov. 21, 2011 • Cincinnati, Ohio**  
**(Fifth Third Arena)**

Four Cincinnati players scored in double figures led by Yancy Gates, who registered his 15th career double-double with 18 points and 11 rebounds, as the Bearcats cruised past Northwestern State 71-43 at Fifth Third Arena.

Sean Kilpatrick scored 13 points and hit two three-pointers, Dion Dixon added 12 points and Ge'Lawn Guyn netted 10 points for his first career double-digit scoring game.

The Bearcats limited the Demons to 6-of-25 shooting in the first half to build a 31-16 lead at intermission. Dixon scored 11 of his 12 points in the first half while Justin Jackson grabbed seven rebounds before halftime.

A 13-0 run with seven minutes remaining in the game gave UC a 60-33 lead and sealed the victory.

UC shot 54.3 percent in the second half. The Bearcats outrebounded the Demons 44-26 for the game.

**Northwestern State (2-3)**

Name	fg-a	3-a	ft-a	o-d-t	pf	tp	a	to	b	s	m
Roberson	0-8	0-4	0-0	1-2-3	2	0	0	2	0	1	24
Mosley	2-4	0-0	0-2	1-2-3	4	4	0	2	2	2	24
Davis	4-9	1-2	4-4	0-0-0	1	13	2	1	0	2	31
Jacobs	3-8	1-1	0-2	3-2-5	1	7	1	3	0	3	30
Ellis	2-5	1-2	0-0	2-3-5	1	5	2	2	1	1	21
Washington	0-2	0-0	1-3	1-0-1	1	1	0	0	0	0	4
Robinson	0-2	0-1	0-0	0-0-0	4	0	1	0	0	0	15
Brisco	0-2	0-1	0-0	1-1-2	2	0	0	2	0	2	8
Hulbin	4-11	1-4	4-4	0-1-1	3	13	0	1	0	2	17
Evans	0-0	0-0	0-0	0-0-0	2	0	0	0	0	0	7
Frazier	0-3	0-1	0-0	0-1-1	0	0	0	0	0	0	7
Stewart	0-0	0-0	0-0	0-1-1	1	0	2	3	0	0	12
TEAM				2-2-4							
<b>Totals</b>	<b>15-54</b>	<b>4-16</b>	<b>9-15</b>	<b>11-15-26</b>	<b>22</b>	<b>43</b>	<b>8</b>	<b>16</b>	<b>313</b>		

**Cincinnati (3-1)**

Name	fg-a	3-a	ft-a	o-d-t	pf	tp	a	to	b	s	m
Jackson	1-5	0-1	1-4	1-6-7	1	3	1	1	3	1	25
Gates	9-14	0-0	0-0	4-7-11	2	18	1	0	1	0	30
Wright	4-5	1-2	0-0	1-2-3	1	9	2	5	0	1	27
Dixon	2-6	0-2	8-10	2-1-3	0	12	1	3	0	2	25
Kilpatrick	5-7	2-3	1-1	3-5-8	0	13	3	3	1	1	31
Davis III	0-1	0-1	0-0	0-2-2	2	0	1	1	0	1	6
Ellis	0-2	0-0	1-2	0-3-3	1	1	0	3	0	0	9
Eppensteiner	0-0	0-0	0-0	0-0-0	0	0	0	0	0	0	1
Mbodj	0-1	0-0	2-4	0-1-1	2	2	0	1	1	0	11
Guyn	3-4	2-2	2-2	0-1-1	2	10	1	1	0	0	19
Sanders	1-1	0-0	1-3	0-1-1	0	3	0	1	0	0	12
Gaines	0-0	0-0	0-2	0-2-2	0	0	0	0	1	0	5
TEAM				1-1-2							
<b>Total</b>	<b>25-46</b>	<b>5-11</b>	<b>16-28</b>	<b>12-32-44</b>	<b>11</b>	<b>71</b>	<b>10</b>	<b>19</b>	<b>7</b>	<b>6</b>	

Score by Periods	1st	2nd	Total
Northwestern State	16	27	43
Cincinnati	31	40	71

**FG%:** NSU 27.8, UC 54.3; **3FG%:** NSU 25.0, UC 45.5; **FT%:** NSU 60.0, UC 57.1; **Officials:** Ed Hightower, Roger Ayers, Rob Riley  
**Attendance:** 4,505

**GAME 5**

**Marshall.....73**  
**at Cincinnati..... (OT) 69**

**Nov. 25, 2011 • Cincinnati, Ohio**  
**(Fifth Third Arena)**

Marshall scored the first five points in overtime on a DeAndre Kane three-pointer and a jumper by Robert Goff and the Thundering Herd never trailed in the extra period to pull off the 73-69 overtime win at Cincinnati.

The Bearcats rallied from a five-point deficit with 2:05 remaining in regulation and had two shots for the game winner inside the final seconds but came up short. UC trailed 71-69 and had possession of the ball with nine seconds remaining in overtime when Sean Kilpatrick tripped and lost the ball while driving to the basket.

Four Marshall players scored in double figures led by Damier Pitts, who had 19 points with four three-pointers. Dennis Tinnon recorded a double-double with 15 points and 14 rebounds.

Kilpatrick led UC with 19 points on 7-of-14 shooting with a trio of three-pointers. Yancy Gates had 17 points and seven rebounds. Dion Dixon netted 12 points.

Marshall outrebounded UC 43-30.

The Bearcats led 55-48 with 5:59 remaining in regulation when Marshall went on a 13-1 run to grab a 61-56 advantage with 2:05 left.

**Marshall (5-0)**

Name	fg-a	3-a	ft-a	o-d-t	pf	tp	a	to	b	s	m
Tinnon	6-10	0-0	3-3	6-8-14	2	15	0	2	0	1	40
Goff	4-5	0-0	3-4	3-3-6	3	11	2	2	0	0	32
Pena	1-4	1-2	1-1	1-0-1	1	4	0	0	0	0	19
Pitts	6-16	4-9	3-4	1-3-4	3	19	4	4	0	1	42
Kane	4-16	2-4	2-4	0-2-2	3	12	4	4	0	0	43
Hanner	1-3	0-0	0-0	2-3-5	0	2	0	0	1	0	6
Coleman	1-1	0-0	0-0	1-0-1	2	2	0	0	1	0	12
Johnson	3-6	0-1	1-1	1-2-3	1	7	0	2	0	0	21
Mbao	0-0	0-0	1-2	1-3-4	3	1	0	0	0	0	10
TEAM				1-2-3							
<b>Totals</b>	<b>26-61</b>	<b>7-16</b>	<b>14-19</b>	<b>17-26-43</b>	<b>18</b>	<b>73</b>	<b>10</b>	<b>14</b>	<b>2</b>	<b>2</b>	

**Cincinnati (3-2)**

Name	fg-a	3-a	ft-a	o-d-t	pf	tp	a	to	b	s	m
Jackson	4-5	0-0	0-0	3-3-6	3	8	1	3	1	2	33
Gates	8-16	0-1	1-2	1-6-7	2	17	0	2	1	0	39
Wright	2-10	0-1	3-4	1-1-2	3	7	10	0	1	4	37
Dixon	4-9	1-4	3-7	2-2-4	2	12	2	1	0	2	41
Kilpatrick	7-14	3-6	2-2	3-2-5	3	19	0	3	0	0	45
Mbodj	1-4	0-0	1-2	1-1-2	3	3	0	0	1	0	19
Guyn	1-1	1-1	0-1	0-0-0	1	3	0	0	0	1	6
Sanders	0-2	0-2	0-1	0-1-1	0	0	0	0	0	0	5
TEAM				0-3-3							
<b>Total</b>	<b>27-61</b>	<b>5-15</b>	<b>10-19</b>	<b>11-19-30</b>	<b>17</b>	<b>69</b>	<b>13</b>	<b>9</b>	<b>4</b>	<b>9</b>	

Score by Periods	1st	2nd	OT	Total
Marshall	30	31	12	73
Cincinnati	29	32	8	69

**FG%:** MU 42.6, UC 44.3; **3FG%:** MU 43.8, UC 33.3; **FT%:** MU 73.7, UC 52.6; **Officials:** John Cahill, Brian O'Connell, Tony Chiazza  
**Attendance:** 7,021

**GAME 6**

**Miami (Ohio).....47**  
**at Cincinnati..... 56**

**Nov. 29, 2011 • Cincinnati, Ohio**  
**(Fifth Third Arena)**

Cheikh Mbodj led four Cincinnati players in double figures with 12 points and Yancy Gates registered his third double-double of the season with 10 points and 10 rebounds as the Bearcats posted a 56-47 home win over Miami (Ohio).

Senior guard Dion Dixon and sophomore guard Sean Kilpatrick added 10 points each for the Bearcats, who earned their 13th consecutive win against the RedHawks.

Julian Mavunga led Miami (Ohio) with 26 points on 11-of-16 shooting to go with 12 rebounds.

The Bearcats led the game from start to finish, scoring the first eight points of the game and building a 14-2 lead at 13:32 in the first half. However, UC begin to struggle from the field and did not record their next basket until 6:50 left in the half. The Bearcats shot 9-of-30 from the field in the first half and saw the RedHawks pull within 23-22 at intermission after a 9-2 run.

UC built a 10-point advantage in the second frame at 45-35 with 8:50 remaining, but the RedHawks responded with a 10-1 run to get within 46-45 at 4:52. Mbodj hit a pair of key baskets that allowed UC to seal the win. With the Bearcats leading 49-47, Mbodj hit a 15-footer at 2:37 and a three-pointer at 1:33 to expand the cushion to 54-47.

**Marshall (5-0)**

Name	fg-a	3-a	ft-a	o-d-t	pf	tp	a	to	b	s	m
Tinnon	6-10	0-0	3-3	6-8-14	2	15	0	2	0	1	40
Mavunga	11-16	1-2	3-8	3-9-12	3	26	1	5	0	0	39
Edwards	0-3	0-1	0-0	1-2-3	1	0	2	2	0	0	25
Harris	3-7	2-6	0-0	0-2-2	2	8	0	3	1	1	33
Rollins	2-5	0-0	0-0	1-5-6	3	4	5	2	0	2	37
Sullivan, W.	1-2	0-1	0-0	0-1-1	0	2	0	1	0	1	22
Sewell	1-5	1-3	0-0	0-2-2	1	3	1	0	0	0	26
Sullivan, B.	1-2	1-2	0-0	0-2-2	1	3	0	1	0	0	9
Thomas	0-0	0-0	1-2	0-0-0	0	1	0	0	0	0	2
McGhee	0-0	0-0	0-0	0-0-0	0	0	0	1	0	0	7
TEAM				1-2-3							
<b>Total</b>	<b>9-40</b>	<b>5-15</b>	<b>4-10</b>	<b>6-25-31</b>	<b>11</b>	<b>47</b>	<b>9</b>	<b>16</b>	<b>1</b>	<b>4</b>	

**Cincinnati (4-2)**

Name	fg-a	3-a	ft-a	o-d-t	pf	tp	a	to	b	s	m
Jackson	1-4	0-0	0-1	0-3-3	1	2	0	1	0	1	35
Gates	5-11	0-0	0-0	3-7-10	2	10	0	1	1	0	28
Wright	4-8	1-3	0-1	0-0-0	0	9	7	2	0	2	35
Dixon	3-8	2-5	2-3	1-1-2	2	10	1	2	0	1	28
Kilpatric	4-11	2-6	0-0	3-0-3	1	10	1	4	1	1	34
Davis III	0-0	0-0	0-0	0-1-1	1	0	0	0	0	0	2
Mbodj	5-9	1-1	1-2	3-1-4	2	12	0	0	0	1	14
Guyn	1-4	0-1	0-1	1-1-2	1	2	0	0	0	1	18
Sanders	0-0	0-0	1-2	0-1-1	0	1	0	0	0	0	3
Gaines	0-0	0-0	0-0	0-1-1	0	0	0	0	0	0	3
TEAM				1-1-2							
<b>Total</b>	<b>23-55</b>	<b>6-16</b>	<b>4-10</b>	<b>12-17-29</b>	<b>10</b>	<b>56</b>	<b>9</b>	<b>10</b>	<b>2</b>	<b>7</b>	

Score by Periods	1st	2nd	Total
Miami (Ohio)	22	25	47
Cincinnati	23	33	56

**FG%:** MU 47.5, UC 41.8; **3FG%:** MU 33.3, UC 37.5; **FT%:** MU 40.0, UC 40.0; **Officials:** Mike Stuart, Mike Eades, Mike Roberts  
**Attendance:** 6,457

**GAME 7**

Cincinnati.....57  
at Georgia .....51

**2011 BIG EAST-SEC CHALLENGE**  
**Dec. 2, 2011 • Athens, Ga.**  
**(Stegeman Coliseum)**

Sean Kilpatrick and Dion Dixon combined for 31 of Cincinnati's 36 second-half points as the Bearcats overcame a 12-point first-half deficit to earn a 57-51 victory at Georgia in the 2011 BIG EAST-SEC Challenge.

Kilpatrick and Dixon hit four three-pointers apiece against the Bulldogs. Kilpatrick scored a game-high 22 points while Dixon added 19 points. Kentavious Caldwell-Pope led Georgia with 16 points.

Georgia erased a 7-0 deficit early in the game with runs of 12-0 and 10-0 to grab a 29-17 advantage with 1:43 remaining in the first half.

UC held the Bulldogs to 6-of-21 shooting from field (21.4 percent) in the second half while making 6-of-10 three-point tries. Dixon made a trio of three-pointers inside the final 5:43. The Bearcats made 5-of-6 free throws in the final minute to secure the win.

**Cincinnati (5-2)**

Name	fg-a	3-a	ft-a	o-d-t	pf	tp	a	to	b	s	m
Wright	2-6	1-2	0-0	1-6-7	1	5	5	4	0	2	33
Dixon	6-11	4-6	3-6	2-2-4	3	19	1	2	0	3	32
Mbodj	2-5	0-0	0-2	3-2-5	5	4	2	0	0	0	25
Kilpatrick	7-15	4-9	4-5	1-4-5	1	22	1	3	0	2	38
Gates	2-8	0-0	1-2	2-6-8	3	5	1	2	1	1	36
Ellis	0-0	0-0	0-0	0-0-0	0	0	0	0	0	0	1
Jackson	0-2	0-1	0-0	0-2-2	5	0	0	1	2	0	18
Guyn	0-1	0-1	0-0	0-1-1	3	0	0	0	0	0	12
Sanders	0-1	0-1	2-4	0-0-0	0	2	0	0	0	0	5
Gaines	0-0	0-0	0-0	0-0-0	0	0	0	0	0	0	1
TEAM				0-1-1							1
<b>Total</b>	<b>19-49</b>	<b>9-20</b>	<b>10-19</b>	<b>10-23-33</b>	<b>21</b>	<b>57</b>	<b>10</b>	<b>13</b>	<b>3</b>	<b>8</b>	

**Georgia (4-4)**

Name	fg-a	3-a	ft-a	o-d-t	pf	tp	a	to	b	s	m
Cadwell-Pope	6-14	1-6	3-5	4-3-7	3	16	1	1	0	4	29
Thornton	2-4	0-0	0-0	1-7-8	1	4	1	3	0	1	28
Ware	0-5	0-5	3-3	0-5-5	0	3	2	1	0	2	34
V. Williams	1-3	1-1	1-2	0-1-1	0	4	0	2	0	1	15
D. Williams	3-8	0-0	2-2	2-2-4	5	8	0	2	0	0	30
Robinson	4-10	1-2	3-4	0-4-4	1	12	3	3	0	1	25
Brantley	0-0	0-0	0-0	0-0-0	1	0	1	0	0	0	6
Florveus	0-0	0-0	0-0	0-0-0	1	0	0	0	0	0	11
Djurisic	1-3	0-0	2-4	0-3-3	1	4	0	1	0	0	22
TEAM				1-0-1							1
<b>Total</b>	<b>17-47</b>	<b>3-14</b>	<b>14-20</b>	<b>8-25-33</b>	<b>13</b>	<b>51</b>	<b>8</b>	<b>14</b>	<b>0</b>	<b>9</b>	

**Score by Periods**

	1st	2nd	Total
Cincinnati	21	36	57
Georgia	30	21	51

**FG%:** UC 38.8, UGA 36.2; **3FG%:** UC 45.0, UGA 21.4; **FT%:** UC 52.6, UGA 70.0; **Officials:** Tony Greene, Mike Nance, Tim Clougherty  
**Attendance:** 6,796

**GAME 8**

Cincinnati.....53  
at No. 8/8 Xavier .....76

**Dec. 10, 2011 • Cincinnati, Ohio**  
**(Cintas Center)**

Mark Lyons scored a game-high 19 points with a trio of three-pointers to lead four players in double figures as Xavier defeated Cincinnati 76-53.

Tu Holloway scored 17 points. Dezmine Wells had 14 and Kenny Frease added 13 points and 13 rebounds for the Musketeers.

Yancy Gates led the Bearcats with his 16th career double-double with 18 points and a season-high 12 rebounds. Dion Dixon had 14 points and Sean Kilpatrick posted 11 points.

Much of the first half was close with eight ties and six lead changes before Xavier went on a 12-0 run inside the final five minutes to grab a 34-25 halftime edge.

Xavier scored nine of the first 11 points to start the second half and never led by less than 10 points the rest of the game, building up to the final margin. UC shot a season-low 27.9 percent from the field for the game.

The contest ended with nine seconds left when a fight began. Three combined players were ejected and eight were later suspended.

**Cincinnati (5-3)**

Name	fg-a	3-a	ft-a	o-d-t	pf	tp	a	to	b	s	m
Jackson	0-0	0-0	0-0	0-2-2	3	0	0	1	0	0	12
Kilpatrick	3-12	1-8	4-6	1-0-1	3	11	1	1	0	1	34
Gates	7-15	0-0	4-6	4-8-12	0	18	0	3	0	1	36
Wright	1-8	0-3	2-2	1-4-5	5	4	2	2	0	0	30
Dixon	4-16	0-4	6-6	1-1-2	1	14	4	2	0	1	37
Mbodj	1-4	0-0	0-1	1-2-3	3	2	0	0	1	0	13
Guyn	0-4	0-1	0-0	0-1-1	1	0	1	0	0	0	12
Sanders	0-0	0-0	0-0	0-0-0	0	0	0	0	0	0	2
Gaines	0-0	0-0	0-0	0-1-1	0	0	0	0	1	1	9
Parker	1-2	0-0	2-2	2-1-3	3	4	0	1	0	1	15
TEAM				6-0-6							
<b>Total</b>	<b>17-61</b>	<b>1-16</b>	<b>18-23</b>	<b>16-20-36</b>	<b>19</b>	<b>53</b>	<b>8</b>	<b>10</b>	<b>2</b>	<b>5</b>	

**Xavier (8-0)**

Name	fg-a	3-a	ft-a	o-d-t	pf	tp	a	to	b	s	m
Wells	7-10	0-0	0-1	2-4-6	4	14	0	1	0	0	22
Walker	1-2	0-0	0-0	4-5-9	2	2	4	3	1	2	27
Frease	6-12	0-0	1-2	3-10-13	1	13	1	2	4	1	28
Lyons	6-11	3-5	4-4	0-1-1	4	19	4	3	1	0	32
Holloway	5-10	1-5	6-6	0-2-2	1	17	6	2	0	1	39
Davis	0-0	0-0	0-0	0-0-0	0	0	0	0	0	0	2
Taylor	0-3	0-0	1-2	1-1-2	4	1	0	1	1	0	13
Redford	2-5	0-3	0-1	0-0-0	1	4	1	0	0	0	12
Martin	2-2	1-1	0-0	1-1-2	2	5	0	0	0	2	14
Robinson	0-1	0-0	1-2	0-0-0	1	1	0	0	1	0	11
TEAM				0-5-5							
<b>Total</b>	<b>29-56</b>	<b>5-14</b>	<b>13-18</b>	<b>11-29-40</b>	<b>20</b>	<b>76</b>	<b>16</b>	<b>12</b>	<b>8</b>	<b>6</b>	

**Score by Periods**

	1st	2nd	Total
Cincinnati	25	28	53
Xavier	34	42	76

**FG%:** UC 27.9, XU 51.8; **3FG%:** UC 6.3, XU 35.7; **FT%:** UC 78.3, XU 72.2; **Officials:** Michael Roberts, Jeff Anderson, Tony Crisp  
**Attendance:** 10,250  
**Technical fouls:** Cincinnati-Guyn. Xavier-Holloway; TEAM.  
Ejected at 9.1 seconds left in game: Cincinnati-Mbodj, Gates. Xavier-Wells.

**GAME 9**

Cincinnati.....78  
at Wright State .....58

**Dec. 14, 2011 • Dayton, Ohio**  
**(Nutter Center)**

Sean Kilpatrick scored a game-high 20 points on 7-of-15 shooting from the field, including 6-of-12 from three-point range and four other Bearcats reach double figures as UC earned a 78-58 road win at Wright State.

UC connected on a season-high 14 three-pointers, including a career-high six treys from Kilpatrick.

Jaquon Parker netted 14 points and grabbed six rebounds in his first start of the season. Cashmere Wright had 12 points and eight assists. Justin Jackson added 11 points and a game-high eight rebounds. Dion Dixon had 10 points and two steals.

The Bearcats got off to a fast start, scoring 17 of the game's first 19 points. UC shot 57.1 percent from the field (16-of-28) in the first half with nine three-pointers. Kilpatrick scored 17 of his 20 points in the first 20 minutes.

UC outscored Wright State 23-2 in second-chance points and outrebounded the Raiders 31-22 for the game.

The Bearcats played without the services of four players (Yancy Gates, Cheikh Mbodj, Octavius Ellis and Ge'Lawn Guyn), who were suspended following the incident with 9.4 seconds remaining at Xavier on Dec. 10.

**Cincinnati (6-3)**

Name	fg-a	3-a	ft-a	o-d-t	pf	tp	a	to	b	s	m
Jackson	4-5	0-0	3-6	4-4-8	5	11	1	2	3	0	20
Kilpatrick	7-15	6-12	0-0	1-3-4	2	20	2	1	0	2	37
Wright	5-10	2-7	0-2	0-4-4	2	12	8	3	0	0	37
Dixon	3-7	1-5	3-7	0-1-1	0	10	1	3	0	2	36
Parker	5-8	2-3	2-3	4-2-6	3	14	1	3	0	0	23
Davis	0-2	0-2	0-0	0-0-0	2	0	0	0	0	0	11
Eppensteiner	0-0	0-0	0-0	0-0-0	0	0	0	0	0	0	1
Sanders	3-3	3-3	0-0	1-3-4	0	9	1	0	0	1	18
Gaines	1-1	0-0	0-0	0-2-2	5	2	1	0	2	0	17
TEAM				2-0-2							
<b>Total</b>	<b>28-51</b>	<b>14-32</b>	<b>8-18</b>	<b>12-19-31</b>	<b>19</b>	<b>78</b>	<b>15</b>	<b>12</b>	<b>5</b>	<b>5</b>	

**Wright State (4-7)**

Name	fg-a	3-a	ft-a	o-d-t	pf	tp	a	to	b	s	m
Battle	1-3	1-3	4-6	0-2-2	2	7	2	0	0	1	24
Pacher	5-9	0-1	1-2	2-4-6	2	11	0	0	0	0	21
Arceneaux	3-9	1-3	0-0	1-1-2	1	7	1	4	0	0	23
Hall	2-2	0-0	6-6	0-1-1	1	10	0	0	0	4	19
Mays	2-5	1-2	0-0	1-3-4	2	5	2	3	0	0	26
Mpondo	0-0	0-0	0-0	0-2-2	2	0	0	1	0	0	7
Balwigaire	4-6	2-2	1-2	0-1-1	2	11	1	1	0	2	29
Cuffee	0-0	0-0	0-0	0-0-0	0	0	1	0	0	0	6
Griffin	0-1	0-0	0-0	0-0-0	0	0	0	1	0	0	13
Darling	1-4	0-1	0-0	0-0-0	4	2	1	1	0	0	14
Sledge	2-3	0-0	1-1	0-1-1	2	5	0	2	0	0	18
TEAM				1-2-3							
<b>Total</b>	<b>20-42</b>	<b>5-12</b>	<b>13-17</b>	<b>5-17-22</b>	<b>18</b>	<b>58</b>	<b>8</b>	<b>13</b>	<b>0</b>	<b>7</b>	

**Score by Periods**

	1st	2nd	Total
Cincinnati	43	35	78
Wright State	22	36	58

**FG%:** UC 54.9, WSU 47.6; **3FG%:** UC 43.8, WSU 41.7; **FT%:** UC 44.4, WSU 76.5; **Officials:** James Breeding, Joseph DeRosa and Bert Smith  
**Attendance:** 5,977

**GAME 10**

**Radford..... 70**  
**at Cincinnati..... 101**  
**Dec. 17, 2011 • Cincinnati, Ohio**  
**(Fifth Third Arena)**

Cashmere Wright scored a career-high 25 points to lead four Bearcats in double figures as Cincinnati scored its most points during the Mick Cronin era in a 101-70 home win against Radford.

Wright made 10-of-16 attempts from the field, including a season-high four three-pointers to go with six assists, no turnovers, two steals and five rebounds. Sean Kilpatrick added 16 points on 7-of-11 shooting. Dion Dixon supplied 15 points and Jermaine Sanders had 12 points.

Jareal Smith led Radford with 22 points.

The Bearcats started the game with 12 consecutive points and never looked back, leading by 27 points at 34-7 at 9:45 in the first half and 55-23 at intermission. The margin grew to as much as 43 points at 71-28 with 14:54 left in the game.

UC shot a season-high 60.3 percent from the field (38-of-63) and made 47.6 percent of its three-point tries (10-of-21). The Bearcats outscored the Highlanders 30-7 on points off turnovers and 28-5 on fastbreak points.

**Radford (3-9)**

Name	fg-a	3-a	ft-a	o-d-t	pf	tp	a	to	b	s	m
Green	1-5	0-0	0-0	4-3-7	4	2	0	1	1	0	24
Edwards	7-15	0-0	2-6	2-2-4	4	16	1	2	1	1	29
Noreen	2-7	1-4	0-0	1-4-5	3	5	2	1	0	1	29
Smith	7-12	3-4	5-7	2-1-3	0	22	1	3	0	0	26
Price	3-11	1-3	4-8	1-5-6	1	11	2	2	0	1	26
Mitchell	1-1	0-0	0-0	1-0-1	0	2	2	0	0	0	7
Dickerson	1-2	0-1	0-0	0-1-1	0	2	1	0	0	0	4
Smith	2-5	1-4	0-0	1-1-2	0	5	1	5	0	3	27
Darden	1-7	1-4	0-0	2-0-2	2	3	2	1	0	0	15
Carethers	0-0	0-0	0-0	0-0-0	0	0	0	0	0	0	2
Winegarner	0-1	0-0	0-0	1-0-1	0	0	0	0	0	0	3
Cerrah	1-1	0-0	0-0	2-1-3	3	2	0	1	0	0	8
TEAM				3-0-3							1
<b>Total</b>	<b>26-67</b>	<b>7-20</b>	<b>11-21</b>	<b>20-18-38</b>	<b>17</b>	<b>70</b>	<b>12</b>	<b>17</b>	<b>2</b>	<b>6</b>	

**Cincinnati (7-3)**

Name	fg-a	3-a	ft-a	o-d-t	pf	tp	a	to	b	s	m
Jackson	2-3	0-0	2-4	0-2-2	2	6	0	0	4	0	21
Wright	10-16	4-9	1-2	0-5-5	1	25	6	0	0	2	27
Dixon	5-7	1-2	4-6	1-2-3	0	15	3	3	1	1	23
Kilpatrick	7-11	2-5	0-0	1-4-5	1	16	4	2	1	3	26
Parker	4-7	1-1	0-0	3-6-9	1	9	3	1	0	0	26
Davis III	3-8	0-1	2-2	1-0-1	2	8	2	2	0	2	18
Eppensteiner	0-0	0-0	0-0	0-0-0	2	0	1	0	0	0	4
Guyn	3-6	0-1	1-1	0-0-0	2	7	0	2	0	1	16
Sanders	3-4	2-2	4-4	2-1-3	2	12	1	1	0	0	22
Gaines	1-1	0-0	1-1	0-4-4	4	3	0	0	2	0	17
TEAM				1-1-2							
<b>Totals</b>	<b>38-63</b>	<b>10-21</b>	<b>15-20</b>	<b>9-25-34</b>	<b>17</b>	<b>101</b>	<b>20</b>	<b>11</b>	<b>8</b>	<b>9</b>	

**Score by Periods**

	1st	2nd	Total
Radford	23	47	70
Cincinnati	55	46	101

**FG%:** RU 38.8, UC 60.3; **3FG%:** RU 35.0, UC 47.6; **FT%:** RU 52.4, UC 75.0; **Officials:** Tim Higgins, Clarence Armstrong, Alfred Smith  
**Attendance:** 5,771

**GAME 11**

**Arkansas-Pine Bluff ..... 53**  
**at Cincinnati..... 101**  
**Dec. 21, 2011 • Cincinnati, Ohio**  
**(Fifth Third Arena)**

Cashmere Wright led five players in double figures with 20 points behind a career-high six three-pointers as the Bearcats topped 100 points for the second consecutive game in posting a 101-53 win over visiting Arkansas-Pine Bluff.

JaQuon Parker scored a career-high 17 points. Dion Dixon posted 16 points with six rebounds, five assists and four steals. Jeremiah Davis scored a career-best 13 points on 5-of-7 shooting. Sean Kilpatrick added 12 points with a career-high six steals.

The Bearcats knocked down 15 three-pointers, the second most during the Mick Cronin era and swiped a season-high 16 steals.

Daniel Broughton and Mitchell Anderson led the Golden Lions with 12 points each.

The Bearcats' 48-point win marked the largest margin of victory under Cronin. The victory was the 300th all-time at Fifth Third Arena.

Wright scored 17 of his 20 in the first half as the Bearcats used an 8-0 run mid-way through the first half to build a 25-15 lead at 10:00. UC scored the last seven points of the first half and the first five points of the second half to mount a 55-29 advantage at 18:39.

**Arkansas-Pine Bluff (1-9)**

Name	fg-a	3-a	ft-a	o-d-t	pf	tp	a	to	b	s	m
Harris	0-1	0-0	0-0	0-3-3	2	0	1	0	1	0	11
Broughton	5-10	2-3	0-1	1-3-4	5	12	0	5	0	0	23
Jackson	0-2	0-2	0-0	0-0-0	0	0	0	1	0	0	8
Johnson	2-6	0-2	1-2	0-4-4	3	5	7	6	0	1	33
Townsend	4-11	2-6	0-0	1-1-2	3	10	2	5	0	1	34
Floyd	0-2	0-0	1-2	1-1-2	0	1	0	1	0	0	14
Nelson	0-1	0-1	1-2	0-0-0	0	1	0	0	0	0	3
Anderson	5-10	0-2	2-3	3-0-3	3	12	1	4	2	1	28
Smith	1-1	1-1	0-0	0-2-2	0	3	0	3	0	0	19
Jones	0-0	0-0	0-0	0-0-0	0	0	0	1	0	0	3
Allen	2-6	0-0	4-4	5-2-7	4	8	0	1	1	0	13
Weathers	0-0	0-0	1-2	0-1-1	0	1	0	1	0	0	7
Bailey	0-0	0-0	0-0	0-0-0	1	0	0	0	0	0	4
TEAM				3-1-4							1
<b>Total</b>	<b>19-50</b>	<b>5-17</b>	<b>10-16</b>	<b>14-18-32</b>	<b>21</b>	<b>53</b>	<b>11</b>	<b>29</b>	<b>4</b>	<b>3</b>	

**Cincinnati (8-3)**

Name	fg-a	3-a	ft-a	o-d-t	pf	tp	a	to	b	s	m
Jackson	2-3	0-0	0-1	4-4-8	3	4	1	2	0	2	15
Wright	6-12	6-10	2-2	0-3-3	1	20	5	0	0	1	26
Dixon	5-11	0-3	6-11	4-2-6	1	16	5	2	0	4	29
Kilpatrick	3-11	2-6	4-6	2-2-4	1	12	3	3	0	6	30
Parker	5-7	3-3	4-5	1-0-1	2	17	0	1	0	0	18
Davis III	5-7	3-4	0-0	1-2-3	0	13	1	1	0	1	15
Eppensteiner	1-1	0-0	0-0	0-1-1	2	2	1	1	0	0	4
Guyn	3-6	1-1	1-1	1-0-1	2	8	1	0	0	2	17
Sanders	1-4	0-1	0-0	2-5-7	0	2	1	0	0	0	25
Gaines	3-5	0-0	1-3	3-3-6	3	7	1	3	3	0	21
TEAM				1-0-1							
<b>Total</b>	<b>34-67</b>	<b>15-28</b>	<b>18-29</b>	<b>19-22-41</b>	<b>15</b>	<b>101</b>	<b>19</b>	<b>13</b>	<b>3</b>	<b>16</b>	

**Score by Periods**

	1st	2nd	Total
Arkansas-Pine Bluff	29	24	53
Cincinnati	50	51	101

**FG%:** UAPB 38.0, UC 50.7; **3FG%:** UAPB 29.4, UC 53.6; **FT%:** UAPB 62.5, UC 62.1; **Officials:** Jim Burr, Evon Burroughs and Wally Rutecki  
**Attendance:** 4,874

**GAME 12**

**Chicago State ..... 60**  
**at Cincinnati..... 95**  
**Dec. 23, 2011 • Cincinnati, Ohio**  
**(Fifth Third Arena)**

Sean Kilpatrick scored a game-high 21 points, six players reached double figures in scoring and the Bearcats made a season-high 16 three-pointers in posting a 95-60 home win over Chicago State.

The Bearcats just missed scoring 100 points in three consecutive games for the first time in school history.

Kilpatrick and Cashmere Wright each made four three-pointers. Wright netted 14 points while Dion Dixon, Jeremiah Davis, Justin Jackson and Ge'Lawn Guyn each scored 11 points. Kelvin Gaines made his first collegiate start and recorded seven blocks, seven rebounds and three steals.

Jeremy Robinson led Chicago State with 18 points.

The Bearcats stretched their seven-point lead to 41-20 at 6:22 in the first half thanks to a 14-0 run. Wright hit three of his four three-pointers in the first half.

UC built as much as a 38-point advantage at 84-46 with 6:13 left in the game on a Davis three-pointer.

The Bearcats scored 28 points off 18 Cougar turnovers. UC outscored Chicago State 39-13 in bench points. The Bearcats tied a season-high with 10 blocks.

**Chicago State (0-13)**

Name	fg-a	3-a	ft-a	o-d-t	pf	tp	a	to	b	s	m
Nelson	4-7	0-2	2-2	1-3-4	2	10	0	1	1	0	28
Fisher	4-13	1-3	0-0	2-5-7	0	9	5	2	0	1	36
Robinson	8-17	0-2	2-2	2-4-6	0	18	0	2	1	0	39
Samuels	3-8	2-2	0-0	1-1-2	0	8	0	3	0	0	15
Rosenberg	1-7	0-0	0-0	3-1-4	2	2	2	7	0	0	30
Simmons	1-3	1-2	0-0	0-2-2	1	3	3	1	0	1	16
Anderson	2-5	2-5	0-0	0-2-2	3	6	1	1	0	1	20
Williams	1-6	0-2	2-2	3-2-5	2	4	2	1	1	1	16
TEAM				5-1-6							
<b>Total</b>	<b>24-66</b>	<b>6-18</b>	<b>6-6</b>	<b>17-21-38</b>	<b>10</b>	<b>60</b>	<b>13</b>	<b>18</b>	<b>3</b>	<b>4</b>	

**Cincinnati (9-3)**

Name	fg-a	3-a	ft-a	o-d-t	pf	tp	a	to	b	s	m
Gaines	1-3	0-0	0-0	3-4-7	2	2	0	0	7	3	22
Wright	5-7	4-5	0-0	0-3-3	1	14	7	1	0	1	23
Dixon	5-14	1-6	0-0	0-1-1	1	11	1	1	0	1	28
Kilpatrick	7-14	4-9	3-4	1-2-3	0	21	1	0	1	2	28
Parker	4-6	0-1	0-0	1-6-7	1	8	4	1	0	0	23
Davis	4-8	3-5	0-0	1-2-3	0	11	1	2	0	1	19
Jackson	4-4	0-0	3-3	1-2-3	1	11	2	3	2	0	18
Eppensteiner	1-3	1-2	0-0	0-0-0	0	3	0	0	0	0	3
Guyn	4-6	2-4	1-2	2-2-4	1	11	7	1	0	1	19
Sanders	1-4	1-3	0-0	1-1-2	1	3	0	0	0	0	17
TEAM				3-1-4							
<b>Total</b>	<b>36-69</b>	<b>16-35</b>	<b>7-9</b>	<b>13-24-37</b>	<b>8</b>	<b>95</b>	<b>23</b>	<b>9</b>	<b>10</b>	<b>9</b>	

**Score by Periods**

	1st	2nd	Total
Chicago State	24	36	60
Cincinnati	48	47	95

**FG%:** CS 36.4, UC 52.2; **3FG%:** CS 33.3, UC 45.7; **FT%:** CS 100.0, UC 77.8; **Officials:** Ed Corbett, Paul Faia, Sean Corbin  
**Attendance:** 5,321

**GAME 13**

**Oklahoma ..... 55**  
**vs. Cincinnati ..... 56**  
**Dec. 29, 2011 • Cincinnati, Ohio**  
**(US Bank Arena)**

Cashmere Wright's layup with 8.8 seconds to go capped off Cincinnati's 56-55 comeback win over Oklahoma at US Bank Arena in downtown Cincinnati.

The Bearcats overcame a 12-point deficit at 49-37 with 6:31 left, making 11 of 12 free-throw attempts down the stretch. JaQuon Parker scored eight of his 11 points inside the final seven minutes of the game.

Wright gave UC a 54-53 lead on a conventional three-point play with a layup and free throw with 39 seconds left. Oklahoma's Romero Osby made a layup with 20 seconds to go to help the Sooners regain a 55-54 advantage and set the stage for Wright's heroics.

Dion Dixon led UC with 18 points. Sean Kilpatrick posted his first career double-double with 17 points and 10 rebounds. He also made a game-high four three-pointers. Parker finished with 11 points and nine rebounds.

The Bearcats played with five guards during the final 9:10 of the game after Justin Jackson fouled out.

Andrew Fitzgerald led Oklahoma with 18 points. Osby had 12 points and 12 rebounds.

The Bearcats tied a season-low shooting 27.9 percent (17-of-61) from the field.

**Oklahoma (9-2)**

Name	fg-a	3-a	ft-a	o-d-t	pf	tp	a	to	b	s	m
Fitzgerald	7-13	0-0	4-7	5-4-9	2	18	1	1	2	1	29
Osby	6-10	0-0	0-0	2-10-12	1	12	0	1	0	0	38
Grooms	3-10	0-2	0-1	1-4-5	2	6	9	5	0	1	32
Pledger	4-12	3-8	0-0	3-3-6	3	11	1	6	0	0	38
Clark	0-7	0-0	0-0	0-2-2	2	0	3	1	0	0	21
Washington	0-0	0-0	0-0	0-2-2	0	0	0	0	0	0	6
Blair	0-0	0-0	0-0	0-1-1	2	0	1	2	0	2	13
Neal	3-8	2-6	0-1	1-4-5	5	8	0	1	0	0	21
Honore	0-0	0-0	0-0	0-1-1	0	0	0	0	0	0	2
TEAM				2-1-3							
<b>Total</b>	<b>23-60</b>	<b>5-16</b>	<b>4-9</b>	<b>14-32-46</b>	<b>17</b>	<b>55</b>	<b>15</b>	<b>17</b>	<b>2</b>	<b>4</b>	

**Cincinnati (10-3)**

Name	fg-a	3-a	ft-a	o-d-t	pf	tp	a	to	b	s	m
Jackson	1-3	0-0	0-0	1-1-2	5	2	0	1	0	0	13
Wright	3-14	0-4	2-3	0-2-2	2	8	5	1	0	2	34
Dixon	5-13	2-8	6-7	3-2-5	0	18	2	2	0	1	35
Kilpatrick	6-16	4-11	1-2	2-8-10	1	17	1	2	2	2	39
Parker	2-8	1-3	6-6	4-5-9	0	11	2	0	0	1	34
Davis	0-0	0-0	0-0	0-1-1	0	0	0	0	0	1	3
Guyn	0-1	0-0	0-0	0-0-0	1	0	0	0	0	0	9
Sanders	0-5	0-4	0-2	2-1-3	2	0	1	1	0	0	19
Gaines	0-1	0-0	0-0	1-2-3	4	0	0	0	1	1	14
TEAM				0-2-2							1
<b>Total</b>	<b>17-61</b>	<b>7-30</b>	<b>15-20</b>	<b>13-24-37</b>	<b>15</b>	<b>56</b>	<b>11</b>	<b>8</b>	<b>3</b>	<b>8</b>	

Score by Periods	1st	2nd	Total
Oklahoma	24	31	55
Cincinnati	19	37	56

**FG%:** OU 38.3, UC 27.9; **3FG%:** OU 31.3, UC 23.3; **FT%:** OU 44.4, UC 75.0; **Officials:** Doug Sirmons, Mike Stuart, Les Jones; **Attendance:** 4,439

**GAME 14**

**Cincinnati ..... 66**  
**at No. 22/22 Pittsburgh ..... 63**  
**Jan. 1, 2012 • Pittsburgh, Pa.**  
**(Petersen Events Center)**

JaQuon Parker scored 16 of his career-high 21 points in the first half and Sean Kilpatrick scored 14 of his 19 in the second half as Cincinnati upset No. 22/22 Pittsburgh, 66-63, at Petersen Events Center.

The victory was UC's first at the venue since joining the BIG EAST and the first in Pittsburgh since 1979.

Nasir Robinson led Pitt with 19 points and 10 rebounds. The Bearcats trailed 13-5 midway through the first half but behind Parker's four three-pointers and 16 points UC pulled even at 31-31 at intermission.

The second half featured seven lead changes until Cashmere Wright hit a three-pointer to give UC a 53-50 lead at 10:21 remaining. The Bearcats did not relinquish the lead afterward. Kilpatrick hit two three-pointers and Dion Dixon added seven points, including a three-pointer at 3:04 to give the Bearcats their biggest lead of the game at 66-59.

UC recorded 20 points off 17 Pitt turnovers but were out-rebounded 44-30 by the Panthers.

Wright added a game-high seven assists and four steals with only one turnover.

**Cincinnati (11-3, 1-0 BIG EAST)**

Name	fg-a	3-a	ft-a	o-d-t	pf	tp	a	to	b	s	m
Jackson	3-9	0-1	0-0	3-4-7	4	6	1	3	3	2	32
Wright	3-10	1-5	0-0	1-0-1	1	7	7	1	0	4	33
Dixon	6-14	1-3	0-0	3-2-5	2	13	0	2	1	1	34
Kilpatrick	7-18	5-11	0-1	2-4-6	1	19	3	1	0	2	35
Parker	7-11	4-6	3-5	4-3-7	2	21	3	1	0	1	37
Davis	0-1	0-0	0-0	0-0-0	2	0	0	0	0	1	8
Guyn	0-1	0-1	0-0	0-1-1	3	0	0	0	0	0	10
Sanders	0-0	0-0	0-0	0-0-0	0	0	0	0	1	0	6
Gaines	0-1	0-0	0-0	1-0-1	0	0	0	0	0	0	5
TEAM				1-1-2							
<b>Total</b>	<b>26-65</b>	<b>11-27</b>	<b>3-6</b>	<b>15-15-30</b>	<b>15</b>	<b>66</b>	<b>14</b>	<b>8</b>	<b>5</b>	<b>11</b>	

**Pittsburgh (11-4, 0-2 BIG EAST)**

Name	fg-a	3-a	ft-a	o-d-t	pf	tp	a	to	b	s	m
Taylor	0-4	0-1	2-2	5-6-11	1	2	0	3	2	0	29
Patterson	4-10	3-6	2-2	3-1-4	3	13	3	1	0	1	32
Robinson	8-12	0-0	3-4	5-5-10	2	19	3	3	1	0	37
Wright	1-4	0-1	1-2	1-1-2	0	3	1	2	1	0	18
Gibbs	7-15	2-7	2-2	0-2-2	1	18	2	2	0	0	37
Epps	0-1	0-1	0-0	0-0-0	0	0	0	0	0	0	2
Johnson, J.	1-5	0-2	2-3	0-2-2	5	4	5	3	0	0	22
Zanna	1-2	0-0	0-0	2-2-4	1	2	0	1	0	0	9
Moore	1-3	0-1	0-0	1-3-4	0	2	0	2	1	0	14
TEAM				1-4-5							
<b>Total</b>	<b>23-56</b>	<b>5-19</b>	<b>12-15</b>	<b>18-26-44</b>	<b>13</b>	<b>63</b>	<b>14</b>	<b>17</b>	<b>5</b>	<b>1</b>	

Score by Periods	1st	2nd	Total
Cincinnati	31	35	66
Pittsburgh	31	32	63

**FG%:** UC 40.0, PITT 41.1; **3FG%:** UC 40.7, PITT 26.3; **FT%:** UC 50.0, PITT 50.0; **Officials:** John Cahill, Roger Ayers, Lamar Simpson; **Attendance:** 12,508

**GAME 15**

**Notre Dame ..... 55**  
**at Cincinnati ..... 71**  
**Jan. 4, 2012 • Cincinnati, Ohio**  
**(Fifth Third Arena)**

Dion Dixon scored a game-high 18 points while JaQuon Parker totaled 11 points with a game-high three three-pointers and Jeremiah Davis added 10 points as Cincinnati extended its win streak to seven games in a 71-55 BIG EAST home opener against Notre Dame.

The Bearcats held the Fighting Irish to 33.3 percent field goal shooting and 17.9 shooting from three-point range.

UC sprinted out to a 13-4 advantage early, forcing four quick turnovers and frustrating Notre Dame. The Bearcats took a 31-21 lead to intermission. Parker hit a trio of three-pointers in the first two and a half minutes of the second half to build a 43-26 edge for UC.

Notre Dame trimmed the lead to eight points inside the final five minutes of the game but the Bearcats made all eight their free-throw attempts in the final three minutes to seal the victory.

The game marked the return of Yancy Gates and Cheikh Mbodj who sat the previous six games serving suspensions for the incident near the end of the Xavier game on Dec. 10.

**Notre Dame (9-6, 1-1 BIG EAST)**

Name	fg-a	3-a	ft-a	o-d-t	pf	tp	a	to	b	s	m
Cooley	7-12	0-0	1-3	8-3-11	0	15	0	2	3	1	29
Atkins	3-10	2-5	0-0	0-3-3	1	8	2	2	0	2	40
Dragicevich	2-11	0-6	2-2	0-2-2	2	6	1	0	0	0	22
Martin	0-6	0-3	0-0	3-5-8	2	0	2	3	1	0	29
Grant	5-12	2-8	5-5	0-2-2	3	17	4	3	0	1	37
Crowley	0-0	0-0	0-0	0-0-0	0	0	0	0	0	0	0+
Connaughton	2-6	1-5	0-0	1-3-4	3	5	0	1	0	0	15
Knight	2-4	0-0	0-1	1-2-3	1	4	0	2	0	0	12
Brooks	0-2	0-1	0-0	1-3-4	2	0	2	0	0	0	16
TEAM				0-1-1							
<b>Total</b>	<b>21-63</b>	<b>5-28</b>	<b>8-11</b>	<b>14-24-38</b>	<b>14</b>	<b>55</b>	<b>11</b>	<b>13</b>	<b>4</b>	<b>4</b>	

**Cincinnati (12-3, 2-0 BIG EAST)**

Name	fg-a	3-a	ft-a	o-d-t	pf	tp	a	to	b	s	m
Jackson	1-4	0-2	3-4	2-5-7	2	5	0	1	0	0	23
Wright	4-9	0-2	1-3	0-2-2	3	9	5	1	0	5	27
Dixon	5-13	1-7	7-7	1-2-3	1	18	3	1	0	2	35
Kilpatrick	4-10	1-6	0-0	1-5-6	2	9	3	1	0	1	30
Parker	3-8	3-5	2-2	0-5-5	2	11	1	1	0	1	31
Davis	4-6	2-3	0-2	0-0-0	0	10	0	0	0	0	15
Mbodj	0-0	0-0	0-0	0-2-2	1	0	0	0	1	0	7
Guyn	1-3	1-2	0-0	0-1-1	0	3	0	0	0	2	9
Sanders	0-0	0-0	0-0	0-0-0	0	0	0	0	0	0	2
Gates	3-4	0-0	0-0	3-5-8	4	6	1	2	3	0	21
TEAM				2-2-4							2
<b>Total</b>	<b>25-57</b>	<b>8-27</b>	<b>13-18</b>	<b>9-29-38</b>	<b>15</b>	<b>71</b>	<b>13</b>	<b>9</b>	<b>4</b>	<b>11</b>	

Score by Periods	1st	2nd	Total
Notre Dame	21	34	55
Cincinnati	31	40	71

**FG%:** ND 33.3, UC 43.9; **3FG%:** ND 17.9, UC 29.6; **FT%:** ND 72.7, UC 72.2; **Officials:** Ed Corbett, Michael Stephens, Brent Hampton; **Attendance:** 10,142

**GAME 16**

St. John's ..... 57  
at Cincinnati ..... 55

Jan. 7, 2012 • Cincinnati, Ohio  
(Fifth Third Arena)

Moe Harkless' putback at the buzzer gave St. John's a 57-55 victory Saturday, ending the Bearcats' seven-game winning streak and giving the Red Storm its first road win of the season.

St. John's opened the second half with a 21-3 run and led by 15 points midway through the half. Cincinnati finally hit some three-pointers - the Bearcats were 7 of 32 from behind the arc - to take it down to the last play.

Cincinnati's Jeremiah Davis made a three from the corner that tied it at 55 with 8.9 seconds left. St. John's called a timeout with 3.5 seconds to go after getting the ball across midcourt.

D'Angelo Harrison drove the baseline after the inbound pass and put up a floater that rolled off the rim. Harkless came in from the left side for the putback, which was upheld on review.

Harrison led the Red Storm with 18 points, 13 of them in the second half. Harkless had 14 points and 14 rebounds in St. John's first victory in six games away from home.

Sean Kilpatrick had 21 points for Cincinnati, which shot only 26 percent from the field (10 of 76) and had starting guards Dion Dixon, Cashmere Wright and Jaquon Parker go a combined 3 of 26.

**St. John's (8-7, 2-2 BIG EAST)**

Name	fg-a	3-a	ft-a	o-d-t	pf	tp	a	to	b	s	m
Achiuwa	3-5	0-0	3-4	1-4-5	2	9	0	2	1	0	31
Greene	2-5	0-1	0-0	1-2-3	1	4	4	5	0	0	31
Harkless	6-15	1-3	1-1	3-11-14	2	14	0	4	3	0	40
Harrison	5-15	3-8	5-7	1-6-7	3	18	2	3	1	0	39
Pointer	1-2	0-1	0-1	0-7-7	4	2	2	1	1	1	26
Garrett	3-4	1-1	1-2	0-2-2	2	8	0	3	0	1	18
Stith	1-3	0-1	0-0	1-0-1	1	2	2	1	0	1	14
TEAM				2-2-4							
<b>Total</b>	<b>21-49</b>	<b>5-15</b>	<b>10-15</b>	<b>9-34-43</b>	<b>15</b>	<b>57</b>	<b>10</b>	<b>19</b>	<b>6</b>	<b>3</b>	

**Cincinnati (12-4, 2-1 BIG EAST)**

Name	fg-a	3-a	ft-a	o-d-t	pf	tp	a	to	b	s	m
Jackson	2-3	0-0	0-0	1-0-1	4	4	2	1	1	1	21
Wright	3-11	2-6	0-0	3-1-4	2	8	0	2	0	0	26
Dixon	0-8	0-5	0-0	2-2-4	0	0	4	0	0	4	27
Kilpatrick	7-21	4-15	3-3	2-4-6	0	21	1	0	0	1	34
Parker	0-7	0-1	0-0	3-3-6	1	0	1	0	0	2	21
Davis	1-6	1-3	0-0	0-1-1	0	3	1	1	0	0	8
Mbodj	1-5	0-0	2-4	5-2-7	4	4	0	0	2	0	16
Guyn	2-5	0-2	0-0	0-2-2	2	4	0	0	0	2	17
Sanders	0-1	0-0	1-2	1-1-2	1	1	1	1	0	0	11
Gates	4-9	0-0	2-3	3-4-7	3	10	0	0	0	0	19
TEAM				2-0-2	1						
<b>Total</b>	<b>20-76</b>	<b>7-32</b>	<b>8-12</b>	<b>22-20-42</b>	<b>17</b>	<b>55</b>	<b>10</b>	<b>6</b>	<b>3</b>	<b>10</b>	

**Score by Periods**

	1st	2nd	Total
St. John's	22	35	57
Cincinnati	25	30	55

**FG%:** STJ 42.9, UC 33.3; **3FG%:** STJ 33.3, UC 21.9; **FT%:** STJ 66.7, UC 66.7; **Officials:** Jim Burr, Mike Roberts, Wally Rutecki; **Attendance:** 8,820

**GAME 17**

Cincinnati ..... 68  
at No. 11/11 Georgetown ..... 64

Jan. 9, 2012 • Washington, D.C.  
(Verizon Center)

Sean Kilpatrick scored a career-high 27 points and had four steals, and Cincinnati went 6 for 6 from the free throw line in the final 70 seconds to give the Bearcats a 68-64 win at No. 11 Georgetown. It marked the Hoyas first loss in 10 home games this season.

Dixon added a season-high 22 points - including four free throws in the final seven seconds - and had two of his four steals in the closing minutes for the Bearcats, who forced Georgetown into 17 turnovers, matching the Hoyas' season-high.

The Bearcats trailed by six points with less than six minutes left before Kilpatrick nailed a three-pointer from the top of the key that made the score 62-59 and sparked UC's 15-5 run to close out the game.

The Bearcats combated Georgetown's 59 percent shooting from the field by converting 17 Hoyas turnovers in 20 points and outscoring Georgetown by 12 points from the free-throw line, making 18 of 22 attempts.

Hollis Thompson and Jason Clark scored 14 points apiece and combined to go 11 for 13 from the field for the Hoyas.

UC limited Georgetown to one field goal in the final 6:30 of the game, an uncontested layup with three seconds left.

**Cincinnati (13-4, 3-1 BIG EAST)**

Name	fg-a	3-a	ft-a	o-d-t	pf	tp	a	to	b	s	m
Wright	0-6	0-1	2-2	0-3-3	4	2	4	3	0	1	26
Dixon	8-15	1-5	5-6	1-1-2	1	22	2	2	0	4	39
Kilpatrick	10-16	3-5	4-5	1-1-2	3	27	0	1	0	4	37
Gates	2-6	0-0	4-5	3-4-7	2	8	0	1	0	2	32
Parker	0-1	0-1	0-0	1-1-2	0	0	0	0	0	1	11
Davis	0-0	0-0	0-0	0-1-1	0	0	0	0	0	0	12
Jackson	2-3	0-1	3-4	0-0-0	4	7	0	1	0	1	26
Mbodj	1-3	0-0	0-0	1-1-2	1	2	0	1	0	0	12
Guyn	0-0	0-0	0-0	0-0-0	0	0	0	0	0	0	1
Sanders	0-0	0-0	0-0	0-1-1	0	0	1	0	0	0	5
TEAM				3-0-3							
<b>Total</b>	<b>23-50</b>	<b>4-13</b>	<b>18-22</b>	<b>10-13-23</b>	<b>15</b>	<b>68</b>	<b>7</b>	<b>9</b>	<b>0</b>	<b>13</b>	

**Georgetown (13-3, 3-2 BIG EAST)**

Name	fg-a	3-a	ft-a	o-d-t	pf	tp	a	to	b	s	m
Thompson	5-6	4-4	0-0	1-4-5	3	14	2	2	0	2	36
Starks	4-8	2-4	0-0	0-3-3	1	10	1	1	0	1	31
Sims	4-9	0-0	2-4	1-2-3	1	10	2	5	1	1	29
Clark	6-7	0-1	2-3	0-2-2	2	14	2	4	2	1	35
Lubick	4-5	0-0	0-0	3-5-8	2	8	3	3	1	0	23
Whittington	1-1	0-0	0-0	1-1-2	2	2	1	1	0	0	21
Hopkins	0-1	0-0	0-0	0-0-0	1	0	0	0	0	0	6
Porter	2-7	0-1	2-3	0-1-1	3	6	2	1	0	0	16
Trawick	0-0	0-0	0-0	0-0-0	1	0	1	0	0	0	3
TEAM				1-1-2							
<b>Total</b>	<b>26-44</b>	<b>6-10</b>	<b>6-10</b>	<b>7-19-26</b>	<b>16</b>	<b>64</b>	<b>14</b>	<b>17</b>	<b>4</b>	<b>5</b>	

**Score by Periods**

	1st	2nd	Total
Cincinnati	32	36	68
Georgetown	34	30	64

**FG%:** UC 46.0, GTOWN 59.1; **3FG%:** UC 30.8, GTOWN 60.0; **FT%:** UC 81.8, GTOWN 60.0; **Officials:** Karl Hess, Tony Greene, Jeff Clark; **Attendance:** 7,877

**GAME 18**

Villanova ..... 78  
at Cincinnati ..... 82

Jan. 14, 2012 • Cincinnati, Ohio  
(Fifth Third Arena)

Dion Dixon scored 22 points to lead four Bearcats in double figures as Cincinnati overcame Maalik Wayns' 39-point performance, rallying for an 82-78 victory over Villanova.

Yancy Gates had 16 points and nine rebounds while Sean Kilpatrick added 14 points and Cashmere Wright contributed 11 points and six steals for Cincinnati, off to its best start in league play since it joined the BIG EAST in 2005-06.

The Bearcats swiped 10 steals, forced 17 Wildcat turnovers and committed only three turnovers in the game.

Villanova's Wayns set a Fifth Third Arena record for points by an opponent shooting 12-of-22 from the field and 6-of-13 from three-point range while grabbing 13 rebounds.

The Wildcats shot 64 percent in the first half making 10-of-16 three-point attempts before struggling in the second half on 2-of-14 shooting beyond the arc.

UC overcame an eight-point deficit early in the second half and pulled even at 51-51 with 14:29 left after three baskets from Gates and a three-pointer by Wright. The teams were tied eight more times with neither team leading by more than three points over the next nine minutes.

The Bearcats took the lead for good when JaQuon Parker drove the lane, scored and converted a conventional three-point play to give UC a 71-68 lead at 5:01. Dixon and Wright scored four points each inside the last five minutes and UC made 6-of-8 free throws in the final 30 seconds to seal the win.

**Villanova (8-10, 2-4 BIG EAST)**

Name	fg-a	3-a	ft-a	o-d-t	pf	tp	a	to	b	s	m
Yarou	3-5	0-0	3-6	2-9-11	2	9	0	6	1	0	32
Pinkston	2-8	0-1	2-4	1-4-5	5	6	3	1	0	0	31
Wayns	12-22	6-13	9-10	1-12-13	3	39	6	2	0	0	38
Cheek	6-16	5-13	2-2	0-3-3	3	19	2	3	0	1	34
Yacoubou	1-4	1-3	0-0	2-1-3	0	3	1	3	0	0	29
Johnson	0-0	0-0	0-0	0-0-0	0	1	0	0	0	0	5
Kennedy	1-2	0-0	0-0	0-2-2	4	2	0	0	0	0	17
Bell	0-0	0-0	0-0	2-2-4	3	0	0	1	0	0	14
TEAM				4-1-5	1						
<b>Total</b>	<b>25-57</b>	<b>12-30</b>	<b>16-22</b>	<b>12-34-46</b>	<b>20</b>	<b>78</b>	<b>13</b>	<b>17</b>	<b>1</b>	<b>1</b>	

**Cincinnati (14-4, 4-1 BIG EAST)**

Name	fg-a	3-a	ft-a	o-d-t	pf	tp	a	to	b	s	m
Jackson	4-6	0-0	0-0	1-2-3	4	8	3	0	2	2	26
Gates	7-11	0-0	2-3	4-5-9	5	16	3	0	0	1	34
Wright	2-14	2-6	5-8	0-6-6	4	11	5	2	0	6	36
Dixon	7-19	4-7	4-6	2-1-3	0	22	3	0	0	1	34
Kilpatrick	4-7	2-3	4-5	0-2-2	1	14	0	1	0	0	32
Davis	1-4	0-2	2-2	1-1-2	0	4	1	0	0	0	13
Mbodj	0-1	0-0	0-0	0-1-1	3	0	0	0	2	0	8
Parker	2-4	1-2	2-3	0-0-0	4	7	1	0	1	0	17
TEAM				1-3-4							
<b>Total</b>	<b>27-66</b>	<b>9-20</b>	<b>19-27</b>	<b>9-21-30</b>	<b>21</b>	<b>82</b>	<b>16</b>	<b>3</b>	<b>5</b>	<b>10</b>	

**Score by Periods**

	1st	2nd	Total
Villanova	45	33	78
Cincinnati	40	42	82

**FG%:** VU 43.9, UC 40.9; **3FG%:** VU 40.0, UC 45.0; **FT%:** VU 72.7, UC 70.4; **Officials:** Pat Driscoll, Tim Higgins, John Gaffney; **Attendance:** 10,255

**GAME 19**

**Cincinnati.....70**  
**at No. 13/11 Connecticut ..... 67**  
**Jan. 18, 2012 • Storrs, Conn.**  
**(Gampel Pavilion)**

Sean Kilpatrick hit a 3-pointer with 2.7 seconds left and Cincinnati beat No. 13 Connecticut 70-67 for its seventh straight conference road victory.

Kilpatrick scored 16 points to lead five Bearcats in double figures as Cincinnati withstood two big UConn second-half runs and a half-court shot by Niels Giffey at the buzzer that rimmed out.

Cashmere Wright and Yancy Gates each had 13 points for UC.

Shabazz Napier had a career-high 27 points to lead Connecticut, which lost for the first time at home this season.

UC took 26 shots from behind the arc, hitting 11 of them. The Bearcats led by 12 points in the first half and nine at halftime. But they trailed 57-55 before a 3-pointer by Kilpatrick, one of his five in the game, and a late 10-0 run turned that into a 65-57 lead.

A 3-point shot by Napier cut it to 66-63 with just over a minute left, and another tied it with 10 seconds to go.

Dion Dixon and Jaquon Parker each added 12 points for Cincinnati, which won its third straight.

Cincinnati led 48-37 just under 4 minutes into the second half when UConn went on its 15-2 run.

A block by Andre Drummond and a layup by Jeremy Lamb at the other end made it 48-44. A two-handed fast-break dunk by Drummond tied it and Roscoe Smith's layup gave the Huskies their first lead of the half at 52-50.

**Cincinnati (15-4, 5-1 BIG EAST)**

Name	fg-a	3-a	ft-a	o-d-t	pf	tp	a	to	b	s	m
Jackson	0-1	0-0	0-0	3-1-4	4	0	1	0	1	1	19
Gates	5-10	0-0	3-3	5-7-12	1	13	0	0	0	0	36
Wright	5-6	3-4	0-0	1-0-1	2	13	5	4	0	1	29
Dixon	4-17	2-8	2-4	1-1-2	0	12	2	0	0	0	38
Kilpatrick	5-15	4-9	2-4	0-4-4	3	16	0	0	0	2	37
Davis	2-3	0-1	0-0	1-0-1	1	4	0	1	0	1	8
Mbodj	0-0	0-0	0-0	0-0-0	1	0	0	0	0	0	7
Sanders	0-0	0-0	0-0	1-0-1	1	0	1	0	0	0	6
Parker	5-10	2-4	0-0	0-4-4	3	12	1	0	0	0	20
TEAM				1-2-3							1
<b>Total</b>	<b>26-62</b>	<b>11-26</b>	<b>7-11</b>	<b>13-19-32</b>	<b>16</b>	<b>70</b>	<b>10</b>	<b>6</b>	<b>1</b>	<b>5</b>	

**Connecticut (14-4, 4-3 BIG EAST)**

Name	fg-a	3-a	ft-a	o-d-t	pf	tp	a	to	b	s	m
Daniels	0-1	0-0	0-0	0-0-0	1	0	0	0	0	0	6
Oriakhi	1-7	0-0	0-0	3-3-6	1	2	2	0	0	0	26
Drummond	2-9	0-0	0-2	3-3-6	2	4	0	3	1	0	28
Lamb	5-12	1-5	3-3	3-5-8	1	14	5	3	1	0	40
Napier	10-19	3-8	4-5	0-5-5	3	27	7	5	0	2	38
Allen	1-1	0-0	0-0	0-0-0	0	2	0	0	0	0	2
Giffey	4-6	2-3	0-0	2-4-6	4	10	0	0	0	0	34
Olander	1-1	0-0	2-2	0-2-2	0	4	1	0	0	0	7
Smith	2-3	0-0	0-0	2-3-5	3	4	0	0	2	0	19
TEAM				2-1-3							
<b>Total</b>	<b>26-59</b>	<b>6-16</b>	<b>9-12</b>	<b>15-26-41</b>	<b>15</b>	<b>67</b>	<b>15</b>	<b>11</b>	<b>4</b>	<b>2</b>	

Score by Periods	1st	2nd	Total
Cincinnati	42	28	70
Connecticut	33	34	67

**FG%:** UC 41.9, UConn 44.1; **3FG%:** UC 42.3, UConn 37.5; **FT%:** UC 63.6, UConn 75.0; **Officials:** Ed Corbett, Ray Natili, Jeff Clark; **Attendance:** 10,167

**GAME 20**

**Cincinnati.....74**  
**at West Virginia ..... (OT) 77**  
**Jan. 21, 2012 • Morgantown, W. Va.**  
**(WVU Coliseum)**

West Virginia rallied late, forced overtime and never trailed in the extra period to claim a 77-74 win over Cincinnati to snap the Bearcats' seven-game BIG EAST road win streak.

Kevin Jones scored a game-high 26 points to go with 13 rebounds and Gary Browne hit a key three-pointer with 14 seconds remaining in regulation to force overtime. Browne finished with 13 points as did Deniz Kilicli.

Cashmere Wright scored 17 points and tied a career high with seven rebounds to lead four Bearcats in double figures in the loss. Dion Dixon posted 12 points and handed out a career-high nine assists. Yancy Gates has 10 points and a season-high 13 rebounds. Sean Kilpatrick recorded 12 points.

WVU led by as many as nine points in the first half, but UC closed with a 12-2 run to lead 33-32 at the break.

UC grabbed a 65-60 lead with 3:40 left in regulation on a Wright three-pointer. WVU regained a 66-65 lead on a three pointer by Jones at 1:53. Wright gave UC a 69-66 advantage after a basket and a pair of free throws with 28 seconds left before Brown's three-pointer forced overtime.

After four free-throws by WVU in overtime gave the Mountaineers a 73-69 edge, UC's Kilpatrick hit a three-pointer with 2:16 left. After a WVU basket, JaQuon Parker's tip-in pulled UC within 75-74 with 59 seconds in OT. Kilicli's hook shot at 31 seconds proved to seal the win for WVU. Kilpatrick missed a three-pointer and Dixon missed a layup on UC's final two possessions.

**Cincinnati (15-5, 5-2 BIG EAST)**

Name	fg-a	3-a	ft-a	o-d-t	pf	tp	a	to	b	s	m
Jackson	3-5	0-0	0-0	2-1-3	4	6	3	0	0	0	25
Gates	4-10	0-0	2-4	4-9-13	3	10	0	1	1	0	35
Wright	6-14	3-5	2-2	2-5-7	1	17	4	2	1	2	39
Dixon	5-18	2-9	0-0	2-1-3	1	12	9	2	0	2	43
Kilpatrick	4-11	2-7	2-3	1-4-5	0	12	1	3	0	0	36
Davis	1-3	0-1	0-1	0-2-2	2	2	1	0	0	0	11
Mbodj	3-4	0-0	0-0	1-4-5	2	6	0	0	0	0	10
Parker	3-7	0-1	3-5	2-2-4	3	9	0	1	0	1	26
TEAM				0-1-1							
<b>Total</b>	<b>29-72</b>	<b>7-23</b>	<b>9-15</b>	<b>14-29-43</b>	<b>16</b>	<b>74</b>	<b>18</b>	<b>9</b>	<b>2</b>	<b>5</b>	

**West Virginia (15-5, 5-2 BIG EAST)**

Name	fg-a	3-a	ft-a	o-d-t	pf	tp	a	to	b	s	m
Jones	11-15	2-2	2-2	2-11-13	2	26	2	0	1	0	41
Kilicli	6-11	0-0	1-2	3-4-7	1	13	5	3	0	0	38
Miles	0-1	0-0	0-0	0-2-2	0	0	5	1	2	1	12
Hinds	4-8	2-5	2-3	0-5-5	4	12	4	2	0	3	40
Bryant	2-16	0-8	2-2	1-1-2	1	6	3	2	0	0	44
Brown	2-9	1-5	0-0	1-3-4	1	5	0	0	0	1	14
Browne	5-10	1-3	2-3	4-5-9	2	13	0	0	0	2	28
Noreen	1-1	0-0	0-1	1-0-1	3	2	0	0	0	0	8
TEAM				2-1-3							
<b>Total</b>	<b>31-71</b>	<b>6-23</b>	<b>9-13</b>	<b>14-32-46</b>	<b>14</b>	<b>77</b>	<b>19</b>	<b>8</b>	<b>3</b>	<b>7</b>	

Score by Periods	1st	2nd	OT	Total
Cincinnati	33	36	5	74
West Virginia	32	37	8	77

**FG%:** UC 40.3, WVU 43.7; **3FG%:** UC 30.4, WVU 26.1; **FT%:** UC 60.0, WVU 69.2; **Officials:** John Cahill, Bryan Kersey, Gary Prager; **Attendance:** 14,070

**GAME 21**

**No. 3/4 Syracuse .....60**  
**at Cincinnati..... 53**  
**Jan. 23, 2012 • Cincinnati, Ohio**  
**(Fifth Third Arena)**

Cincinnati suffered back-to-back losses for the first time this season when No. 3/4 Syracuse defeated the Bearcats 60-53 on ESPN's Big Monday in front of a "white out," sellout crowd at Fifth Third Arena.

Cashmere Wright led the Bearcats with 17 points and a game-high five three-pointers while Yancy posted his second consecutive double-double with 16 points and 10 rebounds.

Kris Joseph led the Orange with 17 points on 8-of-11 shooting to go with six rebounds. Scoop Jardine had 13 points and six assists. Brandon Triche added 11 points and four steals.

Cincinnati made three of its first four three-point tries and jumped out to a 15-6 lead within the first five minutes of the game. Syracuse scored the next nine points to tie the game at 15-15 with 12:11 to go in the half. UC held a lead of no more than five points the rest of the half before the Orange scored the last four points before intermission to lead 28-25 at the break.

UC scored seven of the first nine points of the second half and maintained a lead until Jardine hit a three-pointer at 9:32 to give the Orange a 43-42 advantage. That basket spurred a 12-2 run by Syracuse that secured the win.

Cincinnati's 53 points matched a season-low output set in a 76-53 loss at Xavier on Dec. 10.

**Syracuse (21-1, 8-1 BIG EAST)**

Name	fg-a	3-a	ft-a	o-d-t	pf	tp	a	to	b	s	m
Fair	3-8	0-0	0-2	4-2-6	2	6	1	1	0	0	20
Christmas	2-4	0-0	0-0	4-5-9	3	4	2	2	3	0	27
Joseph	8-11	0-3	1-5	1-5-6	2	17	0	0	1	0	35
Jardine	5-9	2-4	1-4	0-2-2	0	13	6	0	0	0	30
Triche	4-8	1-2	2-3	1-2-3	1	11	3	2	0	4	35
Carter-Williams	0-1	0-0	0-0	0-0-0	0	0	0	0	0	0	3
Waiters	1-5	0-0	0-0	0-2-2	1	2	0	1	0	1	12
Keita	0-0	0-0	0-0	0-1-1	1	0	0	0	0	1	13
Southerland	3-10	0-3	1-1	1-6-7	2	7	0	2	2	0	25
TEAM				2-2-4							
<b>Totals</b>	<b>26-56</b>	<b>3-12</b>	<b>5-15</b>	<b>13-27-40</b>	<b>12</b>	<b>60</b>	<b>12</b>	<b>8</b>	<b>6</b>	<b>6</b>	

**Cincinnati (15-6, 5-3 BIG EAST)**

Name	fg-a	3-a	ft-a	o-d-t	pf	tp	a	to	b	s	m
Jackson	2-7	0-0	0-0	2-0-2	2	4	3	4	1	1	27
Gates	7-12	0-0	2-7	1-9-10	2	16	0	1	0	0	31
Wright	6-13	5-9	0-0	2-2-4	2	17	4	2	0	0	32
Dixon	2-10	1-6	0-0	4-1-5	2	5	2	0	1	2	35
Kilpatrick	3-8	2-5	0-0	2-7-9	3	8	4	0	0	0	32
Davis	0-3	0-2	0-0	0-0-0	0	0	0	1	0	0	5
Mbodj	0-0	0-0	1-2	1-0-1	3	1	0	1	0	0	7
Guyn	0-1	0-0	0-0	0-0-0	1	0	1	2	0	0	8
Sanders	0-0	0-0	0-0	0-0-0	0	0	2	0	0	0	5
Gaines	0-0	0-0	0-0	0-0-0	1	0	0	0	0	0	1
Parker	1-7	0-3	0-0	1-3-4	4	2	0	0	0	0	17
TEAM				2-3-5							
<b>Total</b>	<b>21-61</b>	<b>8-25</b>	<b>3-9</b>	<b>15-25-40</b>	<b>20</b>	<b>53</b>	<b>16</b>	<b>11</b>	<b>2</b>	<b>3</b>	

Score by Periods	1st	2nd	Total
Syracuse	28	32	60
Cincinnati	25	28	53

**FG%:** SU 46.4, UC 34.4; **3FG%:** SU 25.0, UC 32.0; **FT%:** SU 33.3, UC 33.3; **Officials:** Jim Burr, Roger Ayers, Michael Stephens; **Attendance:** 13,176

**GAME 22**

Cincinnati.....54  
 at Rutgers ..... 61  
**Jan. 28, 2012 • Piscataway, N.J.**  
**(Rutgers Athletic Center)**

Cincinnati dropped its third consecutive game for the first time since the end of the 2009-10 regular season, falling 61-54 at Rutgers.

Rutgers' Eli Carter scored 15 of his team-high 17 points in the second half and Dane Miller had 10 points and 12 rebounds as the Scarlet Knights ended a two-game losing streak.

The Bearcats were led by Dion Dixon, who scored 17 points on 6-of-10 shooting with a trio of three-pointers. Yancy Gates added 16 points and a team-high eight rebounds.

Cincinnati committed a conference-play season-high 14 turnovers, six of which led to uncontested layups for the Scarlet Knights. Rutgers outscored the Bearcats 30-12 in the paint.

UC trailed 27-23 at intermission, but scored the first seven points of the second half to grab a 30-27 edge. Rutgers responded with nine consecutive points of its own to take a 36-30 lead at 15:29. The lead ballooned to 52-42 on a three-pointer by Carter at 4:34.

UC's Sean Kilpatrick hit a three-pointer at 1:38 to pull the Bearcats within 56-52, but Rutgers answered with a break away dunk and made 3-of-4 free throws to close out the win.

**Cincinnati (15-7, 5-4 BIG EAST)**

Name	fg-a	3-a	ft-a	o-d-t	pf	tp	a	to	b	s	m
Jackson	0-3	0-0	0-2	1-2-3	4	0	2	2	1	2	17
Gates	7-11	0-0	2-3	3-5-8	2	16	1	0	0	0	31
Wright	1-7	1-2	0-0	1-3-4	4	3	6	2	0	1	34
Dixon	6-10	3-5	2-4	2-0-2	2	17	0	2	0	1	38
Kilpatrick	4-12	3-8	0-0	1-2-3	0	11	0	2	0	1	33
Davis	0-0	0-0	0-0	0-0-0	0	0	0	0	0	0	1
Mbodj	0-3	0-0	0-0	4-3-7	1	0	1	0	2	1	15
Guyn	0-2	0-2	0-0	0-0-0	1	0	0	2	0	1	7
Sanders	0-0	0-0	0-0	0-1-1	0	0	0	1	0	0	3
Parker	2-8	0-3	3-4	0-3-3	4	7	1	3	0	1	21
TEAM				2-1-3							
<b>Total</b>	<b>20-56</b>	<b>7-20</b>	<b>7-13</b>	<b>14-20-34</b>	<b>18</b>	<b>54</b>	<b>11</b>	<b>14</b>	<b>3</b>	<b>8</b>	

**Rutgers (12-10, 4-5 BIG EAST)**

Name	fg-a	3-a	ft-a	o-d-t	pf	tp	a	to	b	s	m
Miller	5-11	0-2	0-0	3-9-12	0	10	4	3	2	0	31
Randall	3-3	0-0	2-2	1-3-4	0	8	1	1	0	1	19
Biruta	3-7	0-0	1-2	3-2-5	2	7	3	1	0	1	26
Seagears	1-3	0-1	0-0	1-0-1	1	2	2	2	0	2	23
Carter	6-12	4-7	1-3	1-3-4	1	17	2	2	0	1	31
Mack	2-4	1-3	5-8	0-0-0	1	10	5	0	0	2	28
Poole	1-5	0-1	0-0	0-2-2	3	2	0	2	0	0	21
Johnson	1-3	0-0	3-4	1-3-4	4	5	0	1	0	0	21
TEAM				0-1-1							1
<b>Total</b>	<b>22-48</b>	<b>5-14</b>	<b>12-19</b>	<b>10-23-33</b>	<b>12</b>	<b>61</b>	<b>17</b>	<b>13</b>	<b>2</b>	<b>7</b>	

Score by Periods	1st	2nd	Total
Cincinnati	23	31	54
Rutgers	27	34	61

**FG%:** UC 35.7, RU 45.8; **3FG%:** UC 35.0, RU 35.7; **FT%:** UC 53.8, RU 63.2; **Officials:** Ed Corbett, Mike Stuart, Bill McCarthy;  
**Attendance:** 7,693

**GAME 23**

DePaul ..... 66  
 at Cincinnati ..... 74  
**Feb. 4, 2012 • Cincinnati, Ohio**  
**(Fifth Third Arena)**

Dion Dixon and Sean Kilpatrick each scored 16 points and Cashmere Wright scored all 11 of his points in the second half to help Cincinnati pull away from DePaul 74-66 at Fifth Third Arena.

Justin Jackson set a career high with 14 points for the Bearcats, who ended the game with a 12-2 run and snapped a three-game losing streak. Yancy Gates also finished in double figures with 11 for Cincinnati.

Cleveland Melvin scored 18 points and grabbed 13 rebounds to lead the Blue Demons, who have lost seven of their last eight games. Melvin had his third double-double of the year and second in consecutive games by halftime with 12 points and 10 rebounds.

Jamee Crockett added 17 for DePaul before fouling out with 5:39 left in the game.

DePaul committed 18 turnovers, helping Cincinnati enjoy a 22-10 advantage in points off turnovers.

The Bearcats, the Big East leaders in 3-point field goals going into the game, missed their first eight before Kilpatrick connected with 7 seconds left in the first half to cut DePaul's halftime lead to 38-36. They went 3 of 15 on 3-pointers for the game.

**DePaul (11-11, 2-8 BIG EAST)**

Name	fg-a	3-a	ft-a	o-d-t	pf	tp	a	to	b	s	m
Jackson	0-3	0-0	0-2	1-2-3	4	0	2	2	1	2	17
Melvin	9-17	0-1	0-1	2-11-13	0	18	1	3	1	0	36
Crockett	7-12	3-7	0-0	1-5-6	5	17	1	0	1	2	27
Faber	1-3	0-0	1-2	2-1-3	3	3	0	0	0	0	17
Young	4-12	1-6	0-0	1-2-3	0	9	7	6	0	1	31
McKinney	3-5	0-0	2-4	0-1-1	4	8	2	2	0	0	18
Clahar	3-7	0-2	2-2	1-1-2	3	8	4	3	0	1	27
McGhee	1-1	1-1	0-0	0-4-4	0	3	1	3	0	0	18
Robertson	0-0	0-0	0-0	0-0-0	2	0	1	0	0	0	10
Kirk	0-2	0-0	0-0	1-2-3	4	0	1	0	0	0	16
TEAM				2-3-5							1
<b>Total</b>	<b>28-59</b>	<b>5-17</b>	<b>5-9</b>	<b>10-30-40</b>	<b>21</b>	<b>66</b>	<b>18</b>	<b>18</b>	<b>2</b>	<b>4</b>	

**Cincinnati (16-7, 6-4 BIG EAST)**

Name	fg-a	3-a	ft-a	o-d-t	pf	tp	a	to	b	s	m
Gates	5-10	0-0	1-3	4-2-6	4	11	0	2	2	1	28
Wright	4-13	1-4	2-2	0-2-2	3	11	4	0	0	3	26
Dixon	4-12	0-4	8-8	3-0-3	0	16	1	2	0	2	34
Kilpatrick	6-12	2-6	2-4	1-4-5	1	16	4	1	0	0	37
Parker	2-3	0-0	0-0	0-5-5	1	4	0	3	0	1	24
Davis	0-2	0-1	0-2	0-2-2	0	0	2	1	0	1	11
Jackson	5-5	0-0	4-8	2-2-4	2	14	1	0	2	2	23
Mbodj	1-3	0-0	0-1	1-2-3	1	2	0	0	0	0	10
Guyn	0-0	0-0	0-0	0-1-1	1	0	0	0	0	0	6
Gaines	0-0	0-0	0-0	0-0-0	1	0	0	1	0	0	1
TEAM				0-3-3							
<b>Totals</b>	<b>27-60</b>	<b>3-15</b>	<b>17-28</b>	<b>11-23-34</b>	<b>14</b>	<b>74</b>	<b>12</b>	<b>10</b>	<b>4</b>	<b>10</b>	

Score by Periods	1st	2nd	Total
DePaul	38	28	66
Cincinnati	36	38	74

**FG%:** DU 47.5, UC 45.0; **3FG%:** DU 29.4, UC 20.0; **FT%:** DU 55.6, UC 60.7; **Officials:** John Cahill, Mike Roberts, Tim Higgins;  
**Attendance:** 10,450

**GAME 24**

Cincinnati.....76  
 at St. John's ..... 54  
**Feb. 8, 2012 • New York, N.Y.**  
**(Madison Square Garden)**

Four Bearcats scored in double figures led by Sean Kilpatrick and Yancy Gates who scored 14 points each to lead Cincinnati to a 76-54 win over St. John's at Madison Square Garden.

Cashmere Wright posted a double-double with 12 points and a career-high 10 rebounds while Dion Dixon contributed 10 points for UC.

D'Angelo Harrison led the Red Storm with 15 points.

The victory was Cincinnati's sixth road win this season. The Bearcats outscored the Red Storm 40-18 in the paint and out-rebounded St. John's 49-29.

Gates scored five points in a 7-0 UC run mid-way through the first half that gave the Bearcats a 23-15 lead. St. John's never pulled closer than six points the rest of the game.

UC owned a 30-19 lead at intermission, the fewest points allowed by the Bearcats in any half during BIG EAST Conference play.

The Bearcats grew their lead to 48-28 at 13:02 left in the game on a layup by Jermaine Sanders. Jeremiah Davis' three-pointer at 5:39 remaining gave UC its biggest lead of the game at 65-38.

**Cincinnati (17-7, 7-4 BIG EAST)**

Name	fg-a	3-a	ft-a	o-d-t	pf	tp	a	to	b	s	m
Gates	6-8	0-0	2-3	5-4-9	4	14	0	0	1	1	21
Parker	2-6	0-0	1-2	2-3-5	0	5	1	1	0	1	25
Wright	6-9	0-2	0-1	3-7-10	1	12	3	4	0	4	27
Dixon	4-10	2-5	0-0	0-0-0	1	10	4	1	1	2	30
Kilpatrick	5-10	3-6	1-2	2-6-8	1	14	4	3	0	1	30
Davis	3-5	2-2	0-0	0-0-0	3	8	1	1	0	1	12
Jackson	1-3	0-0	1-2	1-0-1	0	3	0	0	1	0	6
Eppensteiner	0-0	0-0	1-2	0-1-1	0	1	0	1	0	0	2
Mbodj	2-4	0-0	0-0	1-4-5	2	4	1	1	5	0	16
Guyn	1-2	0-1	1-2	0-2-2	2	3	2	0	0	1	15
Sanders	1-3	0-0	0-0	0-2-2	2	2	2	1	0	0	13
Gaines	0-0	0-0	0-0	1-2-3	3	0	0	3	0	0	3
TEAM				1-2-3							
<b>Total</b>	<b>31-60</b>	<b>7-16</b>	<b>7-14</b>	<b>16-33-49</b>	<b>19</b>	<b>76</b>	<b>18</b>	<b>16</b>	<b>8</b>	<b>11</b>	

**St. John's (10-14, 4-8 BIG EAST)**

Name	fg-a	3-a	ft-a	o-d-t	pf	tp	a	to	b	s	m
Harkless	2-8	0-1	2-2	1-4-5	2	6	3	2	0	1	36
Pointer	3-9	0-2	0-0	3-4-7	4	6	3	1	2	0	36
Garrett	3-8	0-0	1-3	1-0-1	3	7	1	3	0	0	23
Greene	3-12	1-2	1-2	0-5-5	1	8	3	2	0	1	34
Harrison	4-13	2-4	5-6	1-1-2	2	15	2	3	0	1	38
Achiuwa	2-5	0-0	2-4	0-1-1	2	6	0	0	0	0	24
Ayree	0-0	0-0	0-0	0-0-0	0	0	0	0	0	0	2
Rivers	0-0	0-0	0-0	0-0-0	0	0	0	0	0	0	1
White	2-2	2-2	0-0	0-0-0	0	6	0	0	0	0	2
Sealy	0-0	0-0	0-2	0-1-1	0	0	0	0	0	0	2
Brakalov	0-1	0-1	0-0	0-0-0	0	0	0	0	0	0	2
TEAM				4-3-7							
<b>Total</b>	<b>19-58</b>	<b>5-12</b>	<b>11-19</b>	<b>10-19-29</b>	<b>14</b>	<b>54</b>	<b>12</b>	<b>11</b>	<b>2</b>	<b>3</b>	

Score by Periods	1st	2nd	Total
Cincinnati	30	46	76
St. John's	19	35	54

**FG%:** UC 51.7, STJ 32.8; **3FG%:** UC 43.8, STJ 41.7; **FT%:** UC 50.0, STJ 57.9; **Officials:** Pat Driscoll, Brian O'Connell, Ed Hightower;  
**Attendance:**

**GAME 25**

**Cincinnati.....78**  
**at No. 18/19 Marquette ..... 95**  
**Feb. 11, 2012 • Milwaukee, Wis.**  
**(Bradley Center)**

Cincinnati lost for the fourth time in six games, allowing a season-high in points in dropping a 95-78 decision at No. 18/19 Marquette.

Five Bearcats scored in double figures led by Dion Dixon and JaQuon Parker who netted 15 points each. Yancy Gates recorded a double-double with 10 points and 11 rebounds.

Jae Crowder and Darius Johnson-Odom tallied a game-high 25 points each for the Golden Eagles.

The Bearcats committed 14 turnovers that lead to 25 Marquette points. The Golden Eagles outscored UC 31-10 in fastbreak points.

Cincinnati jumped out to a 16-4 lead less than five minutes into the game, but Marquette answered with an 8-0 run during the next four minutes to pull within 16-12. The Golden Eagle put together a 10-0 run at 8:20 to grab a 27-24 advantage and never trailed again. Seven consecutive points before the half gave Marquette a 47-35 lead at the break.

The Bearcats pulled to within eight points twice inside the first six minutes of the second half, but could never threaten the Golden Eagles. UC went on to suffer its most lopsided defeat in conference play this season.

**Cincinnati (17-8, 7-5 BIG EAST)**

Name	fg-a	3-a	ft-a	o-d-t	pf	tp	a	to	b	s	m
Gates	5-13	0-0	1-3	6-6-12	1	11	1	0	1	0	33
Wright	4-11	1-4	5-6	1-2-3	2	14	5	4	0	2	34
Dixon	5-7	0-2	5-7	0-0-0	2	15	2	1	0	0	31
Kilpatrick	2-6	2-3	1-2	3-3-6	1	7	2	1	0	0	27
Parker	6-12	0-2	3-6	3-5-8	3	15	4	1	0	1	32
Davis	0-3	0-1	0-0	0-0-0	2	0	1	1	0	1	5
Jackson	4-8	0-0	2-2	5-3-8	4	10	0	4	1	1	16
Eppensteiner	0-0	0-0	0-0	0-0-0	0	0	0	0	0	0	1
Mbodj	0-0	0-0	0-0	0-0-0	3	0	0	1	2	0	4
Guyn	3-5	0-1	0-0	0-1-1	0	6	0	1	0	0	13
Sanders	0-2	0-0	0-0	0-1-1	0	0	0	0	0	0	3
Gaines	0-0	0-0	0-0	0-0-0	0	0	0	0	0	0	1
TEAM				3-0-3							
<b>Total</b>	<b>29-67</b>	<b>3-13</b>	<b>17-26</b>	<b>21-21-42</b>	<b>18</b>	<b>78</b>	<b>15</b>	<b>14</b>	<b>4</b>	<b>5</b>	

**Marquette (21-5, 10-3 BIG EAST)**

Name	fg-a	3-a	ft-a	o-d-t	pf	tp	a	to	b	s	m
J. Wilson	5-9	0-1	5-6	3-1-4	4	15	2	2	1	2	28
Crowder	8-13	1-5	6-6	2-4-6	4	23	4	1	1	3	34
Jhnsn-Odom	10-17	2-4	1-2	0-2-2	2	23	5	1	0	2	35
Blue	4-5	1-1	5-6	1-6-7	1	14	4	1	0	1	31
Cadogan	3-7	1-3	0-0	0-2-2	3	7	5	1	1	0	34
Mayo	1-3	0-2	2-2	1-4-5	3	4	1	0	0	0	16
Anderson	1-2	0-0	0-0	0-0-0	0	2	0	1	0	0	3
Jones	2-3	2-2	0-0	0-1-1	1	6	1	0	1	0	15
D. Wilson	0-1	0-0	1-2	0-1-1	0	1	0	0	0	0	3
TEAM				1-0-1							
<b>Total</b>	<b>34-60</b>	<b>7-18</b>	<b>20-24</b>	<b>8-21-29</b>	<b>18</b>	<b>95</b>	<b>22</b>	<b>7</b>	<b>4</b>	<b>11</b>	

Score by Periods	1st	2nd	Total
Cincinnati	35	43	78
Marquette	47	48	95

**FG%:** UC 43.3, MU 56.7; **3FG%:** UC 23.1, MU 38.9; **FT%:** UC 65.4, MU 83.3; **Officials:** Les Jones, Michael Stephens, Brent Hampton;  
**Attendance:** 18,815

**GAME 26**

**Providence ..... 66**  
**at Cincinnati ..... 81**  
**Feb. 15, 2012 • Cincinnati, Ohio**  
**(Fifth Third Arena)**

Yancy Gates had 16 points and nine rebounds and the Bearcats built a 24-point lead before holding on for an 81-66 victory over Providence.

Cincinnati repeatedly drove through the Friars' half-court defense for layups, with its power forward leading the way. He had a dunk for the Bearcats' first basket, part of an opening 13-6 run.

Sean Kilpatrick had 21 points for UC, which led by as many as 24 in the second half. The Bearcats sweated out a Providence surge that cut it to 66-59 with 4:22 to go.

Providence has lost four in a row and eight of its last nine.

Vincent Council led the Friars with 29 points, 21 of them in the second half. LaDontae Henton added 24.

The Friars held down UC's 3-point shooting, but paid a price. The Bearcats found a lot of room to drive through the lane for layups, scoring 26 points in the paint while pulling ahead 41-25 by halftime. UC shot 53 percent from the field in the half.

The Bearcats stretched the lead to 54-30 in the second half before Providence started hitting 3s. Council made a pair of 3s, two free throws and a fast-break layup during a 15-2 run that cut the lead to 56-45 with 11:01 left.

Henton had a 3-pointer and a driving layup during a seven-point spurt that got the lead down to 66-59 with 4:25 left. Wright hit a pair of free throws that ended the comeback.

**Providence (13-14, 2-12 BIG EAST)**

Name	fg-a	3-a	ft-a	o-d-t	pf	tp	a	to	b	s	m
Gates	5-13	0-0	1-3	6-6-12	1	11	1	0	1	0	33
Henton	10-15	4-5	0-2	2-7-9	1	24	0	3	0	0	40
Dixon	1-3	0-0	0-0	0-0-0	1	2	0	1	0	0	12
Coleman	4-9	0-0	3-4	2-0-2	3	11	3	1	0	2	35
Cotton	0-7	0-6	0-0	0-2-2	1	0	2	1	0	0	35
Council	10-22	4-7	5-6	0-4-4	3	29	5	3	0	2	40
Batts	0-1	0-0	0-0	1-1-2	1	0	0	1	0	1	11
Kofane	0-0	0-0	0-0	0-0-0	5	0	0	0	2	0	8
Giplaye	0-2	0-0	0-0	2-3-5	4	0	2	0	2	0	15
Bancroft	0-0	0-0	0-0	0-1-1	1	0	0	1	0	0	4
TEAM				0-1-1							
<b>Total</b>	<b>25-59</b>	<b>8-18</b>	<b>8-12</b>	<b>7-19-26</b>	<b>20</b>	<b>66</b>	<b>12</b>	<b>11</b>	<b>4</b>	<b>5</b>	

**Cincinnati (18-8, 8-5 BIG EAST)**

Name	fg-a	3-a	ft-a	o-d-t	pf	tp	a	to	b	s	m
Gates	5-13	0-0	6-8	5-4-9	1	16	0	2	2	1	34
Wright	3-6	0-2	3-7	3-2-5	1	9	5	1	0	2	29
Dixon	2-8	0-0	3-4	3-3-6	2	7	1	1	3	1	36
Kilpatrick	6-15	3-10	7-8	2-6-8	4	22	3	1	0	2	37
Parker	3-9	0-0	2-2	1-4-5	0	8	0	1	0	0	28
Davis	2-3	1-1	0-0	0-1-1	1	5	1	0	0	1	5
Jackson	4-4	0-0	0-0	3-1-4	2	8	1	0	0	0	12
Mbodj	1-1	0-0	0-0	1-0-1	2	2	0	0	0	0	6
Guyn	2-3	0-1	0-0	0-2-2	2	4	1	1	0	0	12
Sanders	0-0	0-0	0-0	0-0-0	0	0	0	1	0	0	1
TEAM				0-3-3							
<b>Total</b>	<b>28-62</b>	<b>4-14</b>	<b>21-29</b>	<b>18-26-44</b>	<b>15</b>	<b>81</b>	<b>12</b>	<b>8</b>	<b>5</b>	<b>7</b>	

Score by Periods	1st	2nd	Total
Providence	25	41	66
Cincinnati	41	40	81

**FG%:** PC 42.4, UC 45.2; **3FG%:** PC 44.4, UC 28.6; **FT%:** PC 66.7, UC 72.4; **Officials:** Mike Stuart, Earl Walton, Lamare Simpson;  
**Attendance:** 7,882

**GAME 27**

**Seton Hall ..... 57**  
**at Cincinnati ..... 62**  
**Feb. 18, 2012 • Cincinnati, Ohio**  
**(Fifth Third Arena)**

Dion Dixon scored 20 points and Cashmere Wright added 13 for Cincinnati, who never trailed in a 62-57 win over Seton Hall.

Jaquon Parker also reached double figures with 12 points for the Bearcats, who jumped out to a 10-0 lead in the first 4:16 before a near-sellout crowd of 13,003.

UC (19-8, 9-5) has won two straight and three out of four.

Fuquan Edwin and Jordan Theodore each scored 15 points for the streaky Pirates (18-9, 7-8), who had won three straight after a six-game losing streak.

Herb Pope scored six points in the second half to finish with 10 for Seton Hall.

Cincinnati led by 14 points, 44-30, with 14:35 left in the second half before Seton Hall cut the lead to four points twice in the last 30 seconds, but Dixon made two free throws and Parker added one -- all on the front end of bonus situations -- to hold off the Pirates.

Cincinnati made six of its first 10 three-pointers to open a 30-15 lead with 5:31 left in the first half against the Big East's second-best three-point defense. The Bearcats settled for a 37-28 halftime lead behind Dixon's 11 points and 10 from Wright.

**Seton Hall (18-9, 7-8 BIG EAST)**

Name	fg-a	3-a	ft-a	o-d-t	pf	tp	a	to	b	s	m
Gates	5-13	0-0	1-3	6-6-12	1	11	1	0	1	0	33
Mobley	1-4	0-1	0-0	0-3-3	3	2	0	1	1	0	16
Pope	3-11	0-2	4-8	5-9-14	2	10	2	2	1	1	35
Theodore	6-21	0-4	3-3	3-3-6	4	15	5	3	0	0	36
Cosby	2-6	1-5	0-0	1-2-3	2	5	0	2	0	3	34
Edwin	7-15	1-5	0-0	1-2-3	3	15	1	0	1	1	38
Karlis	0-1	0-1	0-0	0-0-0	0	0	0	0	0	1	4
Wilson	1-3	1-1	0-0	1-0-1	1	3	2	1	0	0	8
Auda	3-5	1-1	0-0	4-2-6	1	7	1	0	0	0	29
TEAM				3-0-3							
<b>Total</b>	<b>23-66</b>	<b>4-20</b>	<b>7-11</b>	<b>18-21-39</b>	<b>16</b>	<b>57</b>	<b>11</b>	<b>9</b>	<b>3</b>	<b>6</b>	

**Cincinnati (19-8, 9-5 BIG EAST)**

Name	fg-a	3-a	ft-a	o-d-t	pf	tp	a	to	b	s	m
Gates	2-6	0-0	1-2	1-7-8	3	5	1	1	1	1	31
Wright	4-6	3-4	2-2	1-1-2	2	13	0	4	0	1	28
Dixon	5-14	2-4	8-10	2-4-6	1	20	5	3	2	1	39
Kilpatrick	3-8	1-5	0-0	2-2-4	0	7	3	2	1	0	35
Parker	4-9	2-5	2-4	1-6-7	1	12	0	0	1	1	32
Davis	0-0	0-0	0-0	0-1-1	1	0	0	0	0	0	3
Jackson	1-4	0-0	0-0	1-1-2	3	2	4	2	0	0	18
Mbodj	0-0	0-0	0-0	0-1-1	1	0	0	0	0	0	5
Guyn	1-3	1-3	0-0	0-0-0	0	3	0	0	0	0	9
TEAM				3-3-6							1
<b>Total</b>	<b>20-50</b>	<b>9-21</b>	<b>13-18</b>	<b>11-26-37</b>	<b>12</b>	<b>62</b>	<b>13</b>	<b>13</b>	<b>5</b>	<b>4</b>	

Score by Periods	1st	2nd	Total
Seton Hall	28	29	57
Cincinnati	37	25	62

**FG%:** SH 34.8, UC 40.0; **3FG%:** SH 20.0, UC 42.9; **FT%:** SH 63.6, UC 72.2; **Officials:** Brian O'Connell, Jeff Anderson, Paul Fair;  
**Technical fouls:** Seton Hall-None. Cincinnati-Yancy Gates;  
**Attendance:** 13,003

**GAME 28**

No. 17/17 Louisville.....56  
at Cincinnati.....60

Feb. 23, 2012 • Cincinnati, Ohio  
(Fifth Third Arena)

Four Bearcats scored in double figures led by Cashmere Wright's game-high 22 points and career-high-tying six three-pointers as the Bearcats held off No. 17 Louisville 60-56 at Fifth Third Arena.

Cincinnati went 11 of 27 from behind the arc. The Bearcats' fifth win in six games broke a tie with the Cardinals for sixth place in the conference.

Sean Kilpatrick had 12 points, including baskets that started and finished a 14-point run that put the Bearcats ahead to stay midway through the second half. Cincinnati improved to 4-3 against ranked teams this season.

Dion Dixon added 11 for UC while Yancy Gates posted a double-double with 10 points and 10 rebounds.

The Cardinals had won seven of their last eight but shot 1 of 14 from behind the arc. Peyton Siva led Louisville with 14 points on 7-of-13 shooting. Gorgui Dieng had 11 points and 13 rebounds for the Cardinals, but picked up his fourth foul with 10:54 left, helping the Bearcats with their decisive run.

**Louisville (21-7, 9-6 BIG EAST)**

Name	fg-a	3-a	ft-a	o-d-t	pf	tp	a	to	b	s	m
Gates	5-13	0-0	1-3	6-6-12	1	11	1	0	1	0	33
Behanan	3-5	0-1	5-8	4-3-7	1	11	0	0	1	0	27
Dieng	5-8	0-0	1-2	4-9-13	4	11	0	4	1	4	33
Siva	7-13	0-0	0-0	0-5-5	3	14	4	4	0	1	34
Smith, C.	0-4	0-1	2-2	3-1-4	2	2	1	2	0	1	28
Kuric	0-11	0-7	4-4	2-1-3	4	4	3	0	1	1	37
Nunez	0-0	0-0	0-0	0-0-0	0	0	0	0	0	0	1
Smith, R.	3-11	1-3	4-4	0-1-1	1	11	0	3	0	1	22
Price	0-0	0-0	0-0	0-0-0	0	0	0	0	0	0	2
Swopshire	0-2	0-2	0-0	0-2-2	1	0	1	0	0	0	12
Ware	1-1	0-0	1-3	0-1-1	0	3	0	1	0	1	4
TEAM				4-2-6							
<b>Total</b>	<b>19-55</b>	<b>1-14</b>	<b>17-23</b>	<b>17-25-42</b>	<b>16</b>	<b>56</b>	<b>9</b>	<b>14</b>	<b>3</b>	<b>9</b>	

**Cincinnati (20-8, 10-5 BIG EAST)**

Name	fg-a	3-a	ft-a	o-d-t	pf	tp	a	to	b	s	m
Gates	3-8	0-0	4-6	3-7-10	4	10	2	4	2	1	34
Wright	8-19	6-13	0-1	2-3-5	2	22	5	1	0	1	32
Dixon	3-12	2-5	3-6	3-2-5	2	11	0	3	3	2	37
Kilpatrick	4-11	2-7	2-2	1-2-3	1	12	4	0	1	0	36
Parker	0-4	0-1	0-0	3-1-4	0	0	1	0	0	0	14
Davis III	0-0	0-0	0-0	0-0-0	1	0	0	0	0	1	5
Jackson	0-2	0-0	2-4	2-4-6	3	2	0	0	1	1	20
Mbodj	0-1	0-0	0-0	1-0-1	1	0	0	0	0	0	7
Guyn	1-1	1-1	0-0	0-0-0	2	3	0	2	0	0	11
Sanders	0-0	0-0	0-0	0-0-0	0	0	0	0	1	0	4
TEAM				1-1-2							
<b>Total</b>	<b>19-58</b>	<b>11-27</b>	<b>11-19</b>	<b>16-20-36</b>	<b>16</b>	<b>60</b>	<b>12</b>	<b>11</b>	<b>8</b>	<b>5</b>	

Score by Periods	1st	2nd	Total
Louisville	30	26	56
Cincinnati	32	28	60

FG%: UL 34.5, UC 32.8; 3FG%: UL 7.1, UC 40.7; FT%: UL 73.9, UC 57.9; Officials: Sean Corbin, Jamie Luckie, Bryan Kersey; Attendance: 13,176-sellout

**GAME 29**

Cincinnati.....45  
at USF.....46

Feb. 26, 2012 • Tampa, Fla.  
(Tampa Bay Times Forum)

USF's Anthony Collins made a pair of free throws with 3.2 seconds remaining to carry the Bulls to a 46-45 win over Cincinnati at the Tampa Bay Times Forum.

Cincinnati could not manage a shot in its final possession and fell for only the second time in the past seven games.

Collins led all scorers with 14 points and a game-high five assists. Kilpatrick led UC with 13 points while Yancy Gates grabbed a team-high 10 rebounds.

The contest was a back-and-forth affair as the lead changed hands 14 times.

The Bulls scored the final five points of the first half to own a 25-23 lead at intermission. It grew to 29-23 at 17:51 in the second half, the largest lead in the game for either team.

Cincinnati later went on a 10-0 run and grabbed a 41-37 lead on a Gates layup at 4:40.

The lead would change hands five more times. Cashmere Wright gave UC a 45-44 lead on a layup with nine seconds left. Collins then drove into the paint for USF and drew a foul on Gates with three seconds left to set the stage for the game-winning free throws.

**Cincinnati (20-9, 10-6 BIG EAST)**

Name	fg-a	3-a	ft-a	o-d-t	pf	tp	a	to	b	s	m
Gates	2-8	0-0	0-0	3-7-10	4	4	0	0	1	0	31
Wright	3-5	1-2	0-0	0-3-3	2	7	3	1	0	1	31
Dixon	2-9	1-5	0-0	2-2-4	0	5	1	3	0	2	30
Kilpatrick	6-14	0-4	1-1	1-1-2	1	13	3	1	0	0	32
Parker	2-9	1-3	1-2	1-4-5	0	6	0	0	0	0	32
Davis	0-0	0-0	0-0	0-1-1	0	0	0	0	0	0	2
Jackson	3-6	0-0	2-2	4-3-7	3	8	0	2	1	2	26
Mbodj	0-1	0-0	0-0	0-0-0	1	0	0	0	0	0	9
Guyn	0-1	0-1	2-2	0-0-0	0	2	0	0	0	0	7
TEAM				1-0-1							
<b>Total</b>	<b>18-53</b>	<b>3-15</b>	<b>6-7</b>	<b>12-21-33</b>	<b>11</b>	<b>45</b>	<b>7</b>	<b>7</b>	<b>2</b>	<b>5</b>	

**USF (18-11, 11-5 BIG EAST)**

Name	fg-a	3-a	ft-a	o-d-t	pf	tp	a	to	b	s	m
Anderson	2-2	0-0	3-4	1-4-5	3	7	4	1	1	0	28
Rudd	2-6	1-5	0-0	1-4-5	0	5	1	2	0	1	24
Gilchrist	1-6	0-0	0-2	1-2-3	0	2	0	0	0	0	23
Collins	6-12	0-1	2-2	0-2-2	2	14	5	2	0	1	38
Robertson	3-7	0-1	0-0	0-2-2	2	6	1	1	0	0	34
Poland	2-6	0-2	0-0	1-0-1	2	4	1	0	1	0	22
Nash	0-0	0-0	0-0	0-0-0	0	0	0	0	0	0	2
Fitzpatrick	3-7	2-6	0-0	2-8-10	0	8	1	3	2	0	29
TEAM				2-1-3							
<b>Total</b>	<b>19-46</b>	<b>3-15</b>	<b>5-8</b>	<b>8-23-31</b>	<b>9</b>	<b>46</b>	<b>13</b>	<b>9</b>	<b>4</b>	<b>2</b>	

Score by Periods	1st	2nd	Total
Cincinnati	23	22	45
USF	25	21	46

FG%: UC 34.0, USF 41.3; 3FG%: UC 20.0, USF 20.0; FT%: UC 85.7, USF 62.5; Officials: Karl Hess, Brian O'Connell, Mike Stuart; Attendance: 6,784

**GAME 30**

No. 8/7 Marquette .....61  
Cincinnati.....72

Feb. 29, 2012 • Cincinnati, Ohio  
(Fifth Third Arena)

JaQuon Parker scored a career-high 28 points on 10-of-18 shooting to go with seven rebounds to help lead Cincinnati to a 72-61 win over No. 8/7 Marquette on Senior Night at Fifth Third Arena.

Dion Dixon netted 21 points to go with four steals and fellow senior Yancy Gates produced six points and tied a season-high with 13 rebounds. Justin Jackson posted a career-high with seven blocks.

The Bearcats took a 13-11 lead at 14:21 in the first half on a Parker layup and never trailed again, taking a 16-point halftime lead to the locker room and building as much as a 19-point cushion four times in the second stanza.

UC shot 4-of-24 from three-point range, but outscored Marquette 42-24 in the paint and 19-5 on fastbreak points.

The victory tied the school record for BIG EAST wins in a season at 11 and marked UC's first defeat over a team ranked eighth or higher since a 101-80 home win over No. 4 Louisville on Feb. 22, 2003.

**Marquette (24-6, 13-4 BIG EAST)**

Name	fg-a	3-a	ft-a	o-d-t	pf	tp	a	to	b	s	m
Gates	2-8	0-0	0-0	3-7-10	4	4	0	0	1	0	31
Wilson	4-9	1-1	0-0	1-3-4	4	9	0	4	0	0	27
Crowder	5-13	2-8	5-6	1-11-12	4	17	2	4	1	1	38
Jhnsn-Odom	6-14	4-8	2-2	2-5-7	2	18	3	3	0	0	36
Blue	3-11	1-3	0-0	5-1-6	0	7	3	1	0	1	29
Cadougan	1-8	0-2	2-2	3-1-4	2	4	4	3	0	0	35
Mayo	2-5	1-3	1-2	0-3-3	2	6	1	2	0	0	23
Anderson	0-1	0-0	0-0	0-1-1	1	0	0	0	0	0	3
Jones	0-1	0-1	0-0	1-0-1	0	0	0	0	0	0	4
Wilson	0-0	0-0	0-0	0-0-0	0	0	1	0	0	0	5
TEAM				2-2-4							
<b>Total</b>	<b>21-62</b>	<b>9-26</b>	<b>10-12</b>	<b>15-27-42</b>	<b>15</b>	<b>61</b>	<b>14</b>	<b>17</b>	<b>1</b>	<b>2</b>	

**Cincinnati (21-9, 11-6 BIG EAST)**

Name	fg-a	3-a	ft-a	o-d-t	pf	tp	a	to	b	s	m
Gates	2-8	0-0	2-2	5-8-13	4	6	0	1	1	2	23
Wright	0-7	0-5	0-0	0-3-3	3	0	4	2	0	2	35
Dixon	7-16	1-7	6-7	0-0-0	2	21	2	3	0	4	37
Kilpatrick	4-12	1-7	0-1	1-1-2	0	9	4	1	0	2	36
Parker	10-18	2-4	6-8	2-5-7	3	28	2	0	0	0	35
Davis III	0-0	0-0	0-0	0-0-0	0	0	0	0	0	0	1
Jackson	3-3	0-0	0-0	2-2-4	2	6	0	0	7	1	13
Mbodj	1-1	0-0	0-0	1-1-2	0	2	0	0	1	0	10
Guyn	0-1	0-1	0-0	0-2-2	1	0	0	0	0	1	10
TEAM				0-3-3							
<b>Total</b>	<b>27-66</b>	<b>4-24</b>	<b>14-18</b>	<b>11-25-36</b>	<b>15</b>	<b>72</b>	<b>12</b>	<b>7</b>	<b>9</b>	<b>13</b>	

Score by Periods	1st	2nd	Total
Marquette	26	35	61
Cincinnati	42	30	72

FG%: MU 33.9, UC 40.9; 3FG%: MU 34.6, UC 16.7; FT%: MU 83.3, UC 77.8; Officials: Ed Corbett, Wally Rutecki, Gary Prager; Attendance: 11,316

**GAME 31**

**Cincinnati.....72**  
**at Villanova..... 68**  
**March 3, 2012 • Villanova, Pa.**  
**(The Pavilion)**

Four Bearcats scored in double figures led by Yancy Gates, who scored 16 points and nine rebounds and Dion Dixon, who netted 14 points and a trio of three-pointers as Cincinnati topped Villanova 72-68 in the regular-season finale for both teams.

Sean Kilpatrick had 13 points, JaQuon Parker added 11 points and Cashmere Wright contributed nine points, a career-high seven steals, six assists and five rebounds.

Maalik Wayns led Villanova with 26 points and five three-pointers.

UC used a 16-2 run midway through the first half to grab a 20-11 lead at 11:33. Gates scored 10 points and Kilpatrick added nine to give the Bearcats a 40-32 lead at intermission.

Villanova slowly chipped away at UC's lead and took a 53-52 lead on a three-point play by Maurice Sutton at 10:09.

But three-pointers by Kilpatrick and Parker inside five minutes left helped give UC some cushion. Free throws by Dixon and Parker with less than 30 seconds remaining helped seal the win.

**Cincinnati (22-9, 12-6 BIG EAST)**

Name	fg-a	3-a	ft-a	o-d-t	pf	tp	a	b	s	m
Jackson	3-6	0-0	0-1	1-0-1	5	6	0	2	0	17
Gates	7-9	0-0	2-4	5-4-9	4	16	2	0	0	34
Dixon	4-9	3-7	3-4	1-0-1	2	14	2	0	0	36
Kilpatrick	5-13	1-6	2-3	1-3-4	1	13	3	1	0	37
Parker	3-7	1-2	4-5	2-2-4	0	11	0	3	0	31
Davis	0-0	0-0	0-0	0-0-0	0	0	0	0	0	1
Wright	3-9	1-5	2-2	0-5-5	1	9	6	0	0	27
Mbodj	0-0	0-0	0-0	0-0-0	1	0	0	0	1	6
Guyn	0-0	0-0	0-0	0-0-0	0	0	1	0	0	5
Sanders	1-3	1-2	0-0	0-0-0	0	3	1	0	0	6
TEAM				2-4-6						
<b>Total</b>	<b>26-56</b>	<b>7-22</b>	<b>13-19</b>	<b>12-18-30</b>	<b>14</b>	<b>72</b>	<b>15</b>	<b>6</b>	<b>1</b>	<b>8</b>

**Villanova (12-18, 5-13 BIG EAST)**

Name	fg-a	3-a	ft-a	o-d-t	pf	tp	a	b	s	m
Yarou	6-11	0-0	4-6	3-4-7	1	16	1	0	1	32
Pinkston	2-4	1-3	0-0	0-1-1	5	5	4	3	0	32
Sutton	3-6	0-0	3-3	2-3-5	2	9	1	1	2	29
Wayns	9-16	5-9	3-3	0-1-1	2	26	5	2	0	40
Cheek	3-9	2-7	2-2	1-3-4	3	10	0	1	0	37
Johnson	0-0	0-0	0-0	0-0-0	0	0	1	0	0	3
Kennedy	1-2	0-0	0-0	1-4-5	1	2	1	3	1	13
Yacoubou	0-0	0-0	0-0	0-0-0	1	0	0	0	0	2
Bell	0-4	0-3	0-0	1-2-3	0	0	3	0	0	12
TEAM				2-3-5						
<b>Total</b>	<b>24-52</b>	<b>8-22</b>	<b>12-14</b>	<b>10-21-31</b>	<b>15</b>	<b>68</b>	<b>16</b>	<b>10</b>	<b>4</b>	<b>3</b>

Score by Periods	1st	2nd	Total
Cincinnati	40	32	72
Villanova	32	36	68

**FG%:** UC 46.4, VU 46.2; **3FG%:** UC 31.8, VU 36.4; **FT%:** UC 68.4, VU 85.7; **Officials:** Jim Burr, Jeff Anderson, Ray Natali  
**Attendance:** 6,500

**GAME 32**

**BIG EAST CHAMPIONSHIP-QUARTERFINALS**  
**No. 13 Georgetown ..... 70**  
**vs. Cincinnati ..... (2 OT) 72**  
**March 8, 2012 • New York, N.Y.**  
**(Madison Square Garden)**

Four Bearcats scored in double figures led by Yancy Gates, who scored 16 points and nine rebounds and Dion Dixon, who netted 14 points and a trio of three-pointers as Cincinnati topped Villanova 72-68 in the regular-season finale for both teams. Cashmere Wright's layup with six seconds left in double overtime gave Cincinnati a 72-70 victory over Georgetown on Thursday in the quarterfinals of the BIG EAST Championship.

Four Bearcats scored in double figures led by Yancy Gates, who scored a career-high 23 points on 10-of-19 shooting to go with eight rebounds and five steals. Dion Dixon added 13 points. Sean Kilpatrick contributed 12 points and Wright finished with 10 points, five steals and four assists.

UC trailed 49-38 with 9:11 left in the second half.

The game featured 18 lead changes and seven ties.

The Bearcats outscored the Hoyas 48-36 in the paint and 16-4 on fastbreak points.

Henry Sims led Georgetown with 22 points and 15 rebounds.

**Georgetown (23-8)**

Name	fg-a	3-a	ft-a	o-d-t	pf	tp	a	b	s	m
Thompson	4-13	1-4	1-2	3-5-8	1	10	1	3	2	45
Lubick	0-1	0-1	0-0	0-2-2	1	0	0	0	0	6
Sims	11-20	0-1	0-2	3-12-15	2	22	3	4	2	46
Clark	4-8	0-1	4-4	1-3-4	3	12	2	1	0	18
Porter	6-11	0-1	2-3	3-4-7	4	14	4	4	2	47
Whittington	1-2	0-1	0-0	1-0-1	2	2	0	2	2	24
Hopkins	0-1	0-0	0-0	0-0-0	1	0	1	0	0	3
Starks	4-6	1-1	0-2	0-3-3	1	9	2	0	0	29
Trawick	0-0	0-0	1-2	0-0-0	0	1	0	0	0	2
TEAM				1-4-5						
<b>Totals</b>	<b>30-62</b>	<b>2-10</b>	<b>8-15</b>	<b>12-33-45</b>	<b>15</b>	<b>70</b>	<b>13</b>	<b>14</b>	<b>8</b>	<b>4</b>

**Cincinnati (23-9)**

Name	fg-a	3-a	ft-a	o-d-t	pf	tp	a	b	s	m
Kilpatrick	4-10	1-6	3-3	1-3-4	4	12	0	2	1	24
Parker	4-10	1-4	0-0	3-7-10	3	9	3	1	0	46
Gates	10-19	0-1	3-4	3-5-8	3	23	1	0	0	46
Wright	5-11	0-3	0-1	1-2-3	1	10	4	1	0	54
Dixon	4-17	0-6	5-9	3-5-8	2	13	2	0	0	28
Jackson	1-3	0-0	3-4	3-0-3	1	5	2	3	1	21
Mbodj	0-1	0-0	0-0	0-0-0	0	0	0	0	0	4
Guyn	0-1	0-1	0-0	0-2-2	0	0	0	2	0	5
TEAM				3-0-3						
<b>Total</b>	<b>28-72</b>	<b>2-21</b>	<b>14-21</b>	<b>17-24-41</b>	<b>14</b>	<b>72</b>	<b>12</b>	<b>10</b>	<b>2</b>	<b>12</b>

Score by Periods	1st	2nd	OT	2OT	Total
Georgetown	30	24	8	8	70
Cincinnati	24	30	8	10	72

**FG%:** GTOWN 48.4, UC 38.9; **3FG%:** GTOWN 20.0, UC 9.5;  
**FT%:** GTOWN 53.3, UC 66.7; **Officials:** Jim Burr, Michael Stephens, Gene Steratore; **Attendance:** 20,057

**GAME 33**

**BIG EAST CHAMPIONSHIP-SEMIFINALS**  
**Cincinnati.....71**  
**vs. No. 2 Syracuse ..... 68**  
**March 9, 2012 • New York, N.Y.**  
**(Madison Square Garden)**

Four Bearcats scored in double figures led by 18 points apiece from Yancy Gates and Sean Kilpatrick as Cincinnati posted a 71-68 upset of tournament top-seed Syracuse on Friday in the semifinal round of the 2012 BIG EAST Championship.

The Bearcats never trailed in the game, building as much as a 17-point lead in the first half while making 8-of-10 three-pointers.

Gates scored 15 of his 18 points in the second half and Kilpatrick nailed a three-pointer from the corner at 1:04 to help give the Bearcats a 65-56 cushion.

Kilpatrick tied a career-high with six three-pointers to go with five steals and five assists. Cashmere Wright and Dion Dixon added 11 points each for UC.

Dion Waiters led all scorers, tallying 28 points and seven three-pointers for Syracuse which lost for only the second time all season.

**Cincinnati (23-9)**

Name	fg-a	3-a	ft-a	o-d-t	pf	tp	a	b	s	m
Gates	6-13	0-0	6-8	5-2-7	1	18	1	2	0	37
Wright	4-11	3-9	0-0	0-5-5	5	11	8	5	0	38
Dixon	5-8	1-3	0-1	0-3-3	2	11	1	1	1	37
Kilpatrick	6-10	6-9	0-0	1-2-3	1	18	5	3	0	58
Parker	2-8	0-1	5-7	2-6-8	1	9	0	1	0	21
Jackson	2-4	0-0	0-2	4-0-4	4	4	2	2	3	16
Mbodj	0-1	0-0	0-0	1-0-1	0	0	0	0	0	3
TEAM				4-1-5						
<b>Total</b>	<b>25-55</b>	<b>10-22</b>	<b>11-18</b>	<b>17-19-36</b>	<b>14</b>	<b>71</b>	<b>17</b>	<b>14</b>	<b>4</b>	<b>11</b>

**Syracuse (31-2)**

Name	fg-a	3-a	ft-a	o-d-t	pf	tp	a	b	s	m
Fair	1-3	0-0	0-0	5-6-11	3	2	1	1	0	22
Joseph	2-6	2-6	3-4	0-0-0	2	9	1	4	0	33
Melo	5-9	0-0	1-4	7-1-8	0	11	3	2	0	33
Jardine	2-3	2-3	0-0	0-3-3	5	6	2	5	0	26
Triche	4-13	1-5	0-2	2-0-2	1	9	4	2	0	27
Cartr-Williams	0-0	0-0	0-0	0-0-0	2	0	0	0	0	1
Waiters	8-16	7-10	5-6	0-2-2	2	28	4	1	1	32
Keita	0-0	0-0	0-0	0-0-0	0	0	0	0	0	1
Christmans	0-0	0-0	0-0	0-0-0	0	0	0	0	0	3
Southerland	1-7	1-5	0-0	0-6-6	1	3	0	0	3	23
TEAM				4-0-4						
<b>Total</b>	<b>23-57</b>	<b>13-29</b>	<b>9-16</b>	<b>18-18-36</b>	<b>16</b>	<b>68</b>	<b>15</b>	<b>15</b>	<b>4</b>	<b>9</b>

Score by Periods	1st	2nd	Total
Cincinnati	35	36	71
Syracuse	23	45	68

**FG%:** UC45.5, SU 40.4; **3FG%:** UC 45.5, SU 44.8; **FT%:** UC 61.1, VU 56.3; **Officials:**Karl Hess, Mike Roberts, John Gaffney  
**Attendance:** 20,057

**GAME 34**

**BIG EAST CHAMPIONSHIP - FINALS**

Louisville ..... 50  
vs. Cincinnati ..... 44

March 9, 2012 • New York, N.Y.  
(Madison Square Garden)

Cashmere Wright scored 16 points but it was not enough as Cincinnati fell to rival Louisville in the BIG EAST Championship game, 50-44, in front of a sellout crowd at Madison Square Garden.

JaQuon Parker added 10 points, nearly helping the Bearcats, who were making their first appearance in the league final, climb out of a first-half hole marred by missed shots (7-of-29) and a season-low 14-point performance.

Trailing by 16 in the second half, 44-28 with 8:28 remaining, UC went on a 16-4 run to pull within four, 48-44 with 2:35 remaining. Wright scored nine points during that span while UC's defense forced seven missed UofL shots along with three turnovers.

UC's offense would go cold once again as the Bearcats did not score for the final 2:35, missing their final three shots of the contest. Wright and Yancy Gates, who finished the championship game with nine points and six rebounds, were named to the all-tournament team.

Tournament MVP Peyton Siva had 10 points and five assists for UofL. Chris Smith added 15 points, Kyle Kuric poured in 13 and Gorgui Dieng grabbed a game-high 10 rebounds for the Cardinals.

**Louisville (26-9)**

Name	fg-a	3-a	ft-a	o-d-t	pf	tp	a	to	b	s	m
Kuric	4-7	2-4	3-3	0-4-4	1	13	1	1	0	0	34
Behanan	1-7	0-0	1-1	0-8-8	0	3	0	0	1	0	26
Dieng	2-5	0-0	1-2	4-6-10	4	5	0	3	3	0	40
Siva	4-10	0-2	2-2	0-4-4	3	10	5	4	0	0	36
Smith	6-10	3-6	0-0	1-2-3	2	15	2	3	0	1	25
Smith	0-7	0-1	4-4	0-2-2	1	4	2	3	0	3	18
Swopshire	0-1	0-0	0-0	0-1-1	0	0	0	0	0	0	13
Justice	0-0	0-0	0-0	0-0-0	0	0	0	0	0	0	2
Blackshear	0-1	0-1	0-0	1-0-1	0	0	1	0	0	0	6
TEAM				3-1-4							
<b>Total</b>	<b>17-48</b>	<b>5-14</b>	<b>11-12</b>	<b>9-28-37</b>	<b>11</b>	<b>50</b>	<b>11</b>	<b>14</b>	<b>4</b>	<b>4</b>	

**Cincinnati (24-10)**

Name	fg-a	3-a	ft-a	o-d-t	pf	tp	a	to	b	s	m
Gates	4-10	0-1	1-1	2-4-6	2	9	0	1	0	0	36
Wright	7-12	2-4	0-0	1-1-2	2	16	2	5	0	2	30
Dixon	2-8	0-3	0-2	0-2-2	1	4	2	2	0	0	27
Kilpatrick	2-9	1-4	0-0	1-2-3	1	5	2	0	1	1	33
Parker	5-9	0-1	0-4	0-7-7	3	10	0	1	0	1	32
Jackson	0-2	0-0	0-0	0-4-4	3	0	0	2	6	1	28
Mbodj	0-0	0-0	0-0	1-0-1	1	0	0	0	0	0	4
Gwyn	0-1	0-1	0-0	1-0-1	1	0	0	0	0	2	10
TEAM				0-2-2							
<b>Total</b>	<b>20-51</b>	<b>3-14</b>	<b>1-7</b>	<b>6-22-28</b>	<b>14</b>	<b>44</b>	<b>6</b>	<b>11</b>	<b>7</b>	<b>7</b>	

Score by Periods	1st	2nd	Total
Louisville	24	26	50
Cincinnati	14	30	44

FG%: UL 35.4, UC 39.2; 3FG%: UL 35.7, UC 21.4; FT%: UL 91.7, UC 14.3; Officials: Jim Burr, Michael Stephens, Brian O'Connell  
Attendance: 20,057

**GAME 35**

**NCAA CHAMPIONSHIP - SECOND ROUND**

[11-seed] Texas ..... 59  
vs. [6-seed] Cincinnati ..... 65

March 16, 2012 • Nashville, Tenn.  
(Bridgestone Arena)

Yancy Gates led four players in double figures with a team-high 15 points as Cincinnati held on to defeat Texas 65-59 in second-round action in the East region of the NCAA Championship in Nashville.

Gates posted his 10th double-double of the season while JaQuon Parker added 13 points and six rebounds. Dion Dixon has 12 points while Cashmere Wright contributed 11 points, six rebounds and five assists.

Cincinnati scored 16 of the first 18 points of the game as Texas didn't earn its second basket of the game until 5:52 left in the half.

The Bearcats led 31-17 at the break and were up 38-19 at 16:03 before Texas stormed back. The Longhorns outscored UC 33-14 to tie the game at 52-52 with 3:44 remaining. However, the Bearcats scored the next six points on two baskets by Gates and a layup by Wright to claim victory.

J'Covan Brown led Texas with 19 points.

**Texas (20-14)**

Name	fg-a	3-a	ft-a	o-d-t	pf	tp	a	to	b	s	m
Lewis	5-9	2-4	2-2	0-2-2	2	14	0	1	1	1	35
Holmes	2-5	0-1	0-0	2-2-4	4	4	0	0	0	0	23
Kanbongo	0-6	0-4	2-2	1-1-2	2	2	2	2	0	4	36
Brown	6-15	3-7	4-4	1-4-5	0	19	6	5	0	0	40
Chapman	3-7	0-0	4-6	3-11-14	5	10	0	1	4	0	31
McClellan	4-11	2-4	0-0	0-2-2	2	10	3	2	0	1	26
Bond	0-4	0-0	0-0	2-2-4	0	0	0	0	0	0	9
TEAM				1-0-1							
<b>Total</b>	<b>20-57</b>	<b>7-20</b>	<b>12-14</b>	<b>10-24-34</b>	<b>15</b>	<b>59</b>	<b>11</b>	<b>11</b>	<b>5</b>	<b>6</b>	

**Cincinnati (25-10)**

Name	fg-a	3-a	ft-a	o-d-t	pf	tp	a	to	b	s	m
Wright	4-8	1-4	2-2	0-6-6	3	11	5	1	0	0	26
Dixon	4-9	0-3	4-6	2-1-3	4	12	1	3	0	0	30
Kilpatrick	3-7	1-3	1-2	0-4-4	0	8	6	0	1	2	38
Gates	7-12	0-0	1-4	2-8-10	1	15	1	1	3	1	31
Parker	6-15	1-5	0-0	2-4-6	2	13	3	2	0	0	34
Jackson	1-3	0-0	0-2	2-2-4	4	2	0	0	0	0	14
Mbodj	1-1	0-0	0-0	2-1-3	1	2	0	0	0	1	9
Gwyn	0-1	0-0	0-0	0-0-0	0	0	0	0	0	0	7
Sanders	1-3	0-1	0-0	1-0-1	1	2	1	2	0	0	11
TEAM				1-2-3							
<b>Total</b>	<b>27-59</b>	<b>3-16</b>	<b>8-16</b>	<b>12-28-40</b>	<b>16</b>	<b>65</b>	<b>17</b>	<b>9</b>	<b>4</b>	<b>4</b>	

Score by Periods	1st	2nd	Total
Texas	17	42	59
Cincinnati	31	34	65

FG%: UT 35.1, UC 45.8; 3FG%: UT 35.0, UC 18.8; FT%: UT 85.7, UC 50.0; Officials: Joseph Derosa, Chris Rastatter, Wallace Rutecki  
Attendance: 11,751

**GAME 36**

**NCAA CHAMPIONSHIP - THIRD ROUND**

[6-seed] Cincinnati ..... 62  
vs. [3-seed] Florida State ..... 56

March 18, 2012 • Nashville, Tenn.  
(Bridgestone Arena)

Sean Kilpatrick scored a game-high 18 points to lead three Bearcats in double figures as Cincinnati defeated Florida State 62-56 in the East region third round at Bridgestone Arena in Nashville. The victory sends the Bearcats to their first Sweet 16 since 2001.

UC's Dion Dixon scored 15 points. Yancy Gates netted 10 points. JaQuon Parker contributed nine points and a game-high 11 rebounds.

Florida State was led by Luke Loucks, who tallied 14 points. The game featured 19 lead changes and 11 ties.

Kilpatrick hit back-to-back three-pointers to help UC take a 49-46 with 2:58 remaining. After Louck's gave Florida State a 50-49 lead on two free throws at 2:09, Gates tied the game at 50-50 on a Gates free throw at 1:40. Dixon stole an errant FSU pass while pressing after the in-bounds pass and dunked for a 52-50 advantage at 1:30 left. UC never surrendered the lead again.

The Bearcats made their last eight free throws to seal the win. UC was a season-best 19-of-23 from the foul line in the game.

UC also scored 19 points off 17 Florida State turnovers.

**Cincinnati (26-10)**

Name	fg-a	3-a	ft-a	o-d-t	pf	tp	a	to	b	s	m
Wright	2-10	0-4	1-2	0-5-5	2	5	6	2	0	5	33
Dixon	5-14	1-4	4-4	2-0-2	0	15	1	3	1	3	34
Kilpatrick	5-9	4-6	4-4	0-6-6	2	18	0	2	0	2	37
Gates	3-7	0-0	4-5	1-4-5	4	10	0	2	1	1	31
Parker	2-8	0-1	5-6	5-6-11	3	9	4	1	0	0	30
Jackson	1-1	0-0	1-2	0-0-0	4	3	1	1	2	1	15
Mbodj	0-0	0-0	0-0	0-0-0	2	0	0	1	0	0	9
Gwyn	0-0	0-0	0-0	0-0-0	1	0	1	1	0	1	6
Sanders	1-1	0-0	0-0	0-1-1	0	2	0	1	1	0	5
TEAM				2-1-3							
<b>Total</b>	<b>19-50</b>	<b>5-15</b>	<b>19-23</b>	<b>10-23-33</b>	<b>18</b>	<b>62</b>	<b>13</b>	<b>15</b>	<b>513</b>		

**Florida State (24-10)**

Name	fg-a	3-a	ft-a	o-d-t	pf	tp	a	to	b	s	m
Gibson	2-4	0-0	0-0	1-1-2	1	4	1	2	3	0	16
Loucks	3-5	2-3	6-6	0-2-2	3	14	4	4	0	0	29
Dulkys	3-4	1-2	1-2	1-2-3	4	8	3	2	0	3	33
James	6-13	0-0	0-1	1-4-5	3	12	0	4	3	0	32
Snaer	4-11	3-9	0-0	0-1-1	2	11	1	0	0	0	28
White	0-5	0-1	3-4	2-5-7	4	3	0	2	0	0	27
Peterson	1-3	0-1	2-2	1-1-2	1	4	1	0	0	1	11
Miller	0-4	0-1	0-0	2-3-5	0	0	1	0	0	0	18
Kreft	0-1	0-0	0-0	0-1-1	2	0	0	3	2	1	6
TEAM				2-1-3							
<b>Total</b>	<b>19-50</b>	<b>6-17</b>	<b>12-15</b>	<b>10-21-31</b>	<b>20</b>	<b>56</b>	<b>11</b>	<b>17</b>	<b>8</b>	<b>5</b>	

Score by Periods	1st	2nd	Total
Cincinnati	25	37	62
Florida State	26	30	56

FG%: UC 38.0, FSU 38.0; 3FG%: UC 33.3, FSU 35.3; FT%: UC 82.6, FSU 80.0; Officials: Joseph Derosa, Bryan Kersey, Terry Oglesby;  
Attendance: 11,033

## MEDIA INFORMATION

### MEDIA CREDENTIALS

Media and photo credentials may be secured by contacting the Sports Communications Office. Credential requests must be received by the Sports Communications Office no later than 48 hours in advance of the game, and may be made via fax (513-556-0619) or e-mail (andre.foushee@uc.edu). Credentials will be held at the Media Entrance (Southeast corner of Fifth Third Arena) for pick up on the day of the game, unless other arrangements are made. All persons picking up credentials will be required to furnish photo identification. Credentials shall be allocated and space in the media seating areas shall be assigned according to the following priority:

- (1) originating radio and television outlets;
- (2) daily newspapers providing regular coverage of Cincinnati and its opponent;
- (3) national news agencies servicing the print and broadcast media;
- (4) radio and television outlets providing regular coverage of Cincinnati and its opponent;
- (5) national or regional print, broadcast and electronic media;
- (6) officially-sanctioned student media, specialty publications, and electronic publications of Cincinnati and its opponent;
- (7) other types of print and broadcast media.

### Other Guidelines

- Season media credentials are issued to those outlets which cover the Bearcats on a regular basis. They do not guarantee working space in media work areas.
- With the exception of UC beat reporters covering the team on a daily basis and producing daily reports, all passes are approved and issued on a game-by-game basis.
- Passes are non-transferable and are subject to immediate revocation if transferred to non-working members of a media outlet.
- Due to limited space and to ensure compliance with NCAA guidelines, no credentials will be issued to "freelance" writers or photographers without a specific assignment received in writing by the assigning organization.
- University of Cincinnati and the NCAA prohibit the issuance of credentials to representatives of an organization that regularly publishes gambling information, such as "tout sheets" or "tip sheets."
- Credentials are issued to web sites that are affiliated with national or regional media organizations, e.g. USA Today.com, ESPN.com, CBS SportsLine, etc., for web sites of BIG EAST Conference schools or non-conference opponents, or for the BIG EAST Conference office.
- Web sites that sponsor "message boards" or "chat rooms" where people are allowed to post anonymous information or rumors are ineligible for credentials or access to media functions. If a news-gathering medium has an online site that sponsors these anonymous forums, they may continue to request credentials under their traditional medium (newspaper, magazine, radio or television), but will not be granted additional passes or access for online staff.
- Photo passes will be issued only to accredited photographers on assignment. Any photographer or media member not complying with instructions of University staff may be required to surrender their credentials.
- Stations bringing satellite trucks for live transmissions will not be guaranteed parking spaces unless the Sports Communications Office is specifically notified at least 48 hours prior to game dates they will be in attendance.
- All credentials are non-transferable and no credentials will be issued to those under the age of 18.
- Spouses, dates, non-workers and anyone under the age of 18 are not allowed in the media areas of the press box in compliance with the working code of the Basketball Writers Association of America (USBWAA).

### PARKING PASSES

May be obtained only by making requests for credentials one week in advance of the game to allow for delivery.

### PHOTOGRAPHERS

Are limited to working in the designated areas at each end of the court, unless special arrangements have been made. Courtside lighting averages 180 candlepower, daylight-equivalent.

### RADIO & TV

Permission to broadcast or telecast a Cincinnati game from the Fifth Third Arena must be requested through Assistant AD Michael Harris. Phone and ISDN service are installed for use by official visiting radio stations on a reciprocal basis.

### INTERNET

Wireless internet is available inside the main arena of Fifth Third Arena. Members of the UC Sports Communications staff will be available to assist you. There is no access fee.

### POSTGAME INTERVIEWS

Per BIG EAST Conference policy, the head coaches of both teams will be brought to the interview room. The order of appearance will be determined by postgame radio/television commitments of the coaches and how to provide access to the coaches as quickly as possible. The Cincinnati locker room is closed to all members of the media. Players requested for interview by the media will be brought to the interview room in Fifth Third Arena; or, when on the road, to an interview area.

### INTERVIEWS

Coach Cronin is available two days prior to games before practice to discuss the Bearcats' upcoming opponent. Cronin, along with UC players, will be available generally 30 minutes before practice. To request a specific interview with Coach Cronin or a player, call or email Andre Foushee (513-556-5182; email: andre.foushee@uc.edu). Home or cell phone numbers for players will not be provided. Freshmen players are unavailable for any interviews until the end of the fall quarter.

### BIG EAST TELECONFERENCE

Mick Cronin will participate in the BIG EAST Conference teleconference on Mondays. For information on how to access the teleconference or its playback, contact the BIG EAST Conference communications office (401-453-0660) or the UC Sports Communications Office (513-556-5191).

### INFORMATION DISTRIBUTION SERVICE

Cincinnati basketball information and statistics are continually available to the media via the Athletic Department web site: [www.GoBEARCATS.com](http://www.GoBEARCATS.com). The Sports Communications Office will also e-mail game notes packages to media as the game notes become available. To be placed on the list, contact Andre Foushee (andre.foushee@uc.edu).

### STATISTICS/TRANSMISSION SERVICES:

Play-by-play and statistics will be available during and after each game. Quotes from both coaches will be distributed. Fax service is also available.

### ON THE WEB

From GoBEARCATS.com, you can find all pertinent information regarding the UC men's basketball team, including schedules, results, rosters, bios, statistics, and game notes. Live video of Coach Cronin's press conference, plus replays of his weekly teleconference and television interviews are available from the site as well. Information on the BIG EAST Conference and all member institutions is also available through the BIG EAST web site at [www.bigeast.org](http://www.bigeast.org).

### DIRECTIONS TO FIFTH THIRD ARENA

#### FROM I-71 South (Columbus)

- I-71 south to Exit 3 - Taft Road (Taft is one-way going west).
- Stay on Taft approximately seven blocks to the intersection of Jefferson Avenue. University Plaza will appear on the right.
- Turn right at the University Plaza onto Jefferson Avenue.
- At the first light, turn left on Corry Street.
- Corry Street Garage is on the left.

#### FROM U.S. 50 (Portsmouth and East)

- U.S. 50 to Taft Road (Taft is one-way going west).
- Stay on Taft to the intersection of Jefferson Avenue.
- Turn right at the University Plaza onto Jefferson Avenue.
- At the first light, turn left on Corry Street.
- Corry Street Garage is on the left.

#### FROM I-75 North or South

- Take Exit 3 - Hopple Street. At the end of the ramp (stop light) turn left (east).
- Cross over interstate and through Central Parkway. Hopple eventually becomes Martin Luther King Drive, the campus will appear on the right.
- At the sixth light, turn right onto Jefferson Avenue.
- At the second light, Corry Street, turn right. Corry Street Garage is on the left.

#### FROM I-74 (Indianapolis and West)

- Take I-74 to I-75 south
- Follow directions above from I-75.

*Fifth Third Arena at Shoemaker Center is to the right with Nippert Stadium next to it. Armory Fieldhouse is behind the Shoemaker Center. Gettler Stadium is on the left.*

## MISCELLANEOUS

### UC SPORTS COMMUNICATIONS STAFF



**DOUG MOSLEY**  
ASSOCIATE ATHLETIC DIRECTOR  
Cell: 318.366.8734  
doug.mosley@uc.edu



**RYAN KOSLEN**  
ASSOCIATE SID  
Cell: 513.497.3132  
ryan.koslen@uc.edu



**JEREMY MARTIN**  
ASSOCIATE SID  
Cell: 513.519.9792  
jeremy.martin@uc.edu



**KATIE BARAN**  
ASSISTANT SID  
Cell: 513.378.9712  
katie.baran@uc.edu



**ANDRE FOUSHEE**  
ASSISTANT SID  
Cell: 859.797.7871  
andre.foushee@uc.edu  
BASKETBALL CONTACT



**JEFF GEISER**  
ASSISTANT SID  
Cell: 513.235.3446  
jeff.geiser@uc.edu



**TOM GELEHRTER**  
DIR./NEW MEDIA & BROADCASTING  
Cell: 513.502.0113  
tom.gelehrter@uc.edu



**MEGAN HENDERSON**  
INTERN  
Cell: 513.328.7475  
henderson4321@gmail.com

### RADIO CREW

#### ON-AIR-TALENT

##### DAN HOARD – Play-by-Play

Dan Hoard is in his 12th year as the play-by-play voice. Hoard has been a focal point of Bearcats broadcasts since coming to Cincinnati from Syracuse, N.Y. in 1995. He served as the Bearcats' radio voice in 1996 and handled the play-by-play on the local television football and basketball telecasts from 1996-2000. He took over the radio play-by-play duties in 2000.

##### CHUCK MACHOCK – Color Analyst

Machock has been associated with the University of Cincinnati Department of Athletics for the past 20 years, yet his association actually began much earlier, as a student and a member of the basketball teams of the late 1950s. Machock was a teammate of Oscar Robertson for one season before launching his coaching career at area high schools while still a student at UC. Machock later capped a three-decade coaching career at UC, returning as the Bearcats' volunteer coach in 1989. When the volunteer assistant coaching position was eliminated by the NCAA after the 1992 season, Machock became the analyst on the radio broadcasts, a position he has held since.

##### MO EGGER – Host and Engineer

Mo Egger is the host, producer, and engineer on UC broadcasts. He is the morning sports anchor on 700 WLW, and hosts afternoons on 1530 Homer. A New Jersey native and a graduate of the University of Dayton, he has been with Clear Channel since 1997 and has worked on UC broadcasts since 2001.

### OPPONENT SID INFORMATION

#### ALABAMA STATE

SID: Darrell Orand  
Office: 334-229-5215  
dorand@alasu.edu  
**bamastatesports.com**

#### ARKANSAS-PINE BLUFF

SID: Andrew Roberts  
Office: 870-575-7949  
robertsa@uapb.edu  
**uapblionsroar.com**

#### CHICAGO STATE

SID: Corey Miggins  
Office: 773-995-2217  
cmiggins@csu.edu  
**gocsucougars.com**

#### CONNECTICUT

SID: Kyle Muncy  
Office: 860-486-3531  
kyle.muncy@uconn.edu  
**uconnhuskies.com**

#### DEPAUL

SID: Greg Greenwell  
Office: 773-325-7546  
ggreenwe@depaul.edu  
**depaulbluedemons.com**

#### GEORGETOWN

SID: Bill Shipland  
Office: 202-687-2492  
shiplanw@georgetown.edu  
**guhoyas.com**

#### GEORGIA

SID: Tim Hix  
Office: (706) 542-1621  
thix@sports.uga.edu  
**georgiadogs.com**

#### JACKSONVILLE STATE

SID: Josh Underwood  
Office: 256-782-5915  
underwood@jsu.edu  
**jsugamecocksports.com**

#### LOUISVILLE

SID: Kenny Klein  
Office: 502-852-6581  
kenny.klein@louisville.edu  
**uoflspots.com**

#### MARQUETTE

SID: Scott Kuykendall  
Office: 414-288-4794  
scott.kuykendall@marquette.edu  
**GoMarquette.com**

#### MARSHALL

SID: Jason Corriher  
Office: 304-696-4660  
corriher@marshall.edu  
**herdzone.com**

#### MIAMI (OHIO)

SID: Angie Renninger  
Office: 513-529-6239  
renninal@muohio.edu  
**MURedHawks.com**

#### NORTHWESTERN STATE

SID: Doug Ireland  
Office: 318-357-6467  
ireland@nsula.edu  
**nsudemons.com**

#### NOTRE DAME

SID: Bernadette Cararelli  
Office: 574631-7516  
cafarelli.1@nd.edu  
**und.com**

#### OKLAHOMA

SID: Mike Houck  
Office: 405-325-8227  
mhock@ou.edu  
**soonersports.com**

#### PITTSBURGH

SID: Greg Hotchkiss  
Office: 412-648-8240  
ghotchkiss@athletics.edu  
**pittsburghpanthers.com**

#### PRESBYTERIAN

SID: Simon Whitaker  
Office: 864-833-8252  
swhitaker@presby.edu  
**gobluehose.com**

#### PROVIDENCE

SID: Arthur Parks  
Office: 401-865-2759  
aparks@providence.edu  
**friars.com**

#### RADFORD

SID: Joey Beeler  
Office: 540-831-5726  
jwbeeler@radford.edu  
**ruhIGHLANDERS.com**

#### RUTGERS

SID: Kevin Lorincz  
Office: 732-445-7812  
klorincz@scarletknights.com  
**scarletknights.com**

#### ST. JOHN'S

SID: Mark Fratto  
Office: 718-990-6897  
frattom@stjohns.edu  
**redstormsports.com**

#### SETON HALL

SID: Matt Sweeney  
Office: 973-761-9493  
matthew.sweeney@shu.edu  
**shuirates.com**

#### SOUTH FLORIDA

SID: Ashley Walker  
Office: 813-974-4087  
ashleywalker@usf.edu  
**GoUSFBulls.com**

#### SYRACUSE

SID: Pete Moore  
Office: 315-443-2608  
pimoore@syracuse.edu  
**suathletics.com**

#### VILLANOVA

SID: Mike Sheridan  
Office: 610-519-4120  
michael.sheridan@villanova.edu  
**villanova.com**

#### WEST VIRGINIA

SID: Bryan Messerly  
Office: 304-293-2821  
bryan.messerly@mail.wvu.edu  
**msnsportsnet.com**

#### WRIGHT STATE

SID: Bob Noss  
Office: 937-775-2816  
robert.noss@wright.edu  
**wsuraiders.com**

#### XAVIER

SID: Tom Eiser  
Office: 513-745-3124  
eiser@xavier.edu  
**goxavier.com**