

2011-12 CINCINNATI BEARCATS MEN'S BASKETBALL

BASKETBALL CONTACT: **ANDRE FOUSHEE**

andre.foushee@uc.edu

O/C: 513-556-5182/859-797-7871

GoBEARCATS.COM

CINCINNATI SPORTS COMMUNICATIONS: RICHARD E. LINDNER CENTER ▶ 2751 O'VARSITY WAY, SUITE 860 ▶ CINCINNATI, OHIO 45221-0021 ▶ (P) 513.556.5191 ▶ (F) 513.556.0619

SCHEDULE/RESULTS

DAY/DATE	OPPONENT	TV	TIME/RESULT
Tues./Nov. 1	McGILL (EXH.)		W, 75-41
Tues./Nov. 8	NORTHERN KY (EXH.)		W, 66-54
Sun./Nov. 13	ALABAMA STATE	F50	W, 65-40
Tues./Nov. 15	JACKSONVILLE ST.	F50	W, 73-59
Sat./Nov. 19	PRESBYTERIAN		L, 54-56
Mon./Nov. 21	NORTHWESTERN ST.	F50	W, 71-43
Fri./Nov. 25	MARSHALL	ESPN3 (OT)	L, 69-73
Tues./Nov. 29	MIAMI (OHIO)	F50	7 p.m.
Fri./Dec. 2	at Georgia	ESPNU	7 p.m.
Sat./Dec. 10	at Xavier	ESPN2	12:30 p.m.
Wed./Dec. 14	at Wright State	ESPN2	7 p.m.
Sat./Dec. 17	RADFORD	ESPN3	2 p.m.
Wed./Dec. 21	ARK.-PINE BLUFF	F50	7 p.m.
Fri./Dec. 23	CHICAGO STATE	F50	7 p.m.
Thurs./Dec. 29	vs. Oklahoma-1	ESPNU	9 p.m.
Sun./Jan. 1	at Pittsburgh*	BEN/F50	7 p.m.
Wed./Jan. 4	NOTRE DAME*	BEN/F50	7 p.m.
Sat./Jan. 7	ST. JOHN'S*	BEN/F50	2 p.m.
Mon./Jan. 9	at Georgetown*	ESPNU	9 p.m.
Sat./Jan. 14	VILLANOVA*	BEN/WKRC	12 p.m.
Wed./Jan. 18	at Connecticut*	ESPN2	7 p.m.
Sat./Jan. 21	at West Virginia*	ESPNU	3 p.m.
Mon./Jan. 23	SYRACUSE*	ESPN	7 p.m.
Sat./Jan. 28	at Rutgers*	BEN/F50	6 p.m.
Sat./Feb. 4	DePAUL*	BEN/F50	7 p.m.
Wed./Feb. 8	at St. John's*	ESPNU	7 p.m.
Sat./Feb. 11	at Marquette*	ESPNU	3 p.m.
Wed./Feb. 15	PROVIDENCE*	ESPNU	9 p.m.
Sat./Feb. 18	SETON HALL*	BEN/F50	4 p.m.
Thu./Feb. 23	LOUISVILLE*	ESPN/2	9 p.m.
Sun./Feb. 26	at South Florida*	BEN/WKRC	12 p.m.
Wed./Feb. 29	MARQUETTE*	ESPN/2	7 p.m.
Sat./Mar. 3	at Villanova*	ESPN/2	2 p.m.
2011 BIG EAST Championship-2			
Tues./Mar. 6	First Round	ESPN	TBA
Wed./Mar. 7	Second Round	ESPN	TBA
Thurs./Mar. 8	Quarterfinals	ESPN	TBA
Fri./Mar. 9	Semifinals	ESPN	TBA
Sat./Mar. 10	Final	ESPN	TBA
2012 NCAA Tournament-2			
Mar. 13-14	First Round-3	CBS	TBA
Mar. 15-18	Second & Third Round-4	CBS	TBA
Mar. 22-25	Regional Semi & Final-5	CBS	TBA
Mar. 31-Apr. 2	Final Four & Champ-6	CBS	TBA

* - BIG EAST Conference game

All game times are Eastern and subject to change.

F50- Fox Sports Ohio; ESPN/2-Televised on either ESPN or ESPN2; BEN- BIG EAST Network (F50 and WKRC-TV-Cincinnati; check local listing for other markets)

1-US Bank Arena (Cincinnati, Ohio); 2-Madison Square Garden (New York, N.Y.); 3-Dayton, Ohio; 4-Possible sites are Albuquerque, N.M., Pittsburgh, Pa., Portland, Ore., Louisville, Ky., Columbus, Ohio, Greensboro, N.C., Nashville, Tenn., Omaha, Neb.; 5-Possible sites are Boston, St. Louis, Atlanta, Phoenix; 6-New Orleans, La.

GAME 6: MIAMI [OHIO] (2-2) AT CINCINNATI (3-2)

Tuesday, Nov. 29 · 7 pm (ET) · Fifth Third Arena (13,176) · Cincinnati, Ohio

CINCINNATI WRAPS UP SIX-GAME HOMESTAND WITH MIAMI (OHIO) ON TUESDAY

The University of Cincinnati (3-2) concludes its season-opening six-game homestand by playing host to Miami (Ohio) on Tuesday. The game tips at 7 p.m. and will be televised by FOX Sports Ohio.

The Bearcats dropped a 73-69 overtime decision to Marshall on Friday. UC sophomore Sean Kilpatrick tied his season high with 19 points on 7-of-14 shooting from the field with a trio of three-pointers to lead the Bearcats. Senior Yancy Gates had 17 points and seven rebounds while senior Dion Dixon added 12 points. Junior Cashmere Wright handed out a season-high 10 assists.

The RedHawks (2-2) are coming off a 64-57 loss at Southeast Missouri State on Saturday. Julian Mavunga scored a game-high 27 points on 9-of-19 shooting from the field and 9-of-11 shooting from the foul line. Jon Harris added 12 points.

UC owns a 94-53 lead in the all-time series with Miami (Ohio), including a 63-18 mark in Cincinnati.

The Bearcats play their first road game of the season at Georgia on Friday.

GAME AT A GLANCE

Series Info: 148th meeting; UC leads 94-53 overall; UC leads 63-18 in Cincinnati; Miami (Ohio) leads 35-31 in Oxford. Streak: UC has won the last 12 meetings dating back to an 82-62 win in Cincinnati on Nov. 30, 1991.

Last Meeting: UC won 64-48 in Oxford on Dec. 21, 2010.

Coaches: Mick Cronin is in his sixth season at Cincinnati (90-79); ninth season overall (159-103). Cronin is 4-0 vs. Miami (Ohio).

Charlie Coles is in his 16th season at Miami [Ohio] (256-204); 22nd season overall (348-288).

Rankings: Neither team is ranked in the Associated Press or USA Today/ESPN Coaches poll for Nov. 28.

Radio: 700 WLW; **Dan Hoard** provides play-by-play alongside color analyst **Chuck Machock**. **Mo Egger** serves as host/engineer.

TV: Fox Sports Ohio; **Tom Gelehrter** provides play-by-play alongside color analyst **Terry Nelson**. **Brian Hunterman** serves as producer. **David Ashbrock** directs. (Time Warner Cable in Cincinnati: 43/309/310/1309; Direct TV: 660/661; Dish Network: 425/427; AT&T-Cincinnati 732/1732; AT&T-Ohio: 734/1734; also available on SNY and SNY-CT)

(For other viewing areas visit: www.foxsportsOhio.com/pages/channelfinder)

UC Twitter Page: @GoBEARCATS

CINCINNATI PROBABLE STARTERS & ROSTER

No.	Name	Pos.	Ht.	Wt.	Cl.	Hometown	GP/GS	PPG	RPG	APG	MIN
1	Cashmere Wright	G	6-0	175	R-Jr.	Savannah, Ga.	5/5	10.2	3.2	4.2	31.8
3	Dion Dixon	G	6-3	195	Sr.	Chicago, Ill.	5/5	13.0	5.6	2.2	33.8
23	Sean Kilpatrick	G	6-4	215	R-So.	White Plains, N.Y.	5/5	14.6	5.6	2.2	35.2
34	Yancy Gates	F	6-9	260	Sr.	Cincinnati, Ohio	5/5	15.0	9.2	2.2^	35.0
5	Justin Jackson	F	6-8	210	So.	Cocoa Beach, Fla.	5/5	6.2	7.6	2.4^	29.4
Off the Bench											
0	Jeremiah Davis III	G	6-3	200	Fr.	Muncie, Ind.	2/0	0.0	2.0	1.0	8.5
2	Octavius Ellis	F	6-9	200	Fr.	Memphis, Tenn.	3/0	2.3	1.7	0.7	8.3
10	Alex Eppensteiner	G	6-3	210	Jr.	Cincinnati, Ohio	2/0	0.0	0.0	0.0	1.0
13	Cheikh Mbodj	C	6-10	245	Jr.-Tr.	Dakar, Senegal	2/0	2.5	1.5	1.0^	15.0
14	Ge'Lawn Guyn	G	6-1	175	Fr.	Georgetown, Ky.	5/0	5.0	0.4	1.0	10.0
15	Jermaine Sanders	F	6-5	225	Fr.	Far Rockaway, N.Y.	5/0	1.8	0.6	0.2	8.8
24	Kelvin Gaines	C	6-10	225	R-Fr.	Ocala, Fla.	4/0	0.0	2.5	1.8^	7.8
44	JaQuon Parker	G	6-3	210	Jr.	Suffolk, Va.	0/0	0.0	0.0	0.0	0.0

^ - blocks

STREAKS, STORYLINES, SIDEBARS

- ▶ Cincinnati has played more games against Miami (Ohio) than any other opponent in school history (147 games).
- ▶ Cincinnati led the BIG EAST Conference, allowing 59.6 points per game in 2010-11. The Bearcats are allowing 54.2 points through five games this season.
- ▶ Yancy Gates leads the Bearcats in scoring (15.0 ppg) and rebounding (9.2 rpg) through five games with two double-doubles this season. He was tabbed All-BIG EAST Second Team in the preseason.
- ▶ Kilpatrick has scored in double figures in four of five games this season, including a season-high 19 points against both

Presbyterian (11/19) and Marshall (11/25).

- ▶ UC has 36 blocks through five games this season (7.2 per game). The Bearcats are on schedule for 223 blocks by the end of the regular season which would rank second in school history behind the 2004-05 team (226).
- ▶ The Bearcats were picked to finish fifth in the BIG EAST according to the league's coaches.
- ▶ The Bearcats are 297-65 (.820) in games at Fifth Third Arena since the building opened in 1989-90 (now in 23rd season).

2011-12 QUICK FACTS

LocationCincinnati, OH 45221
 Founded1819
 Enrollment42,421
 Affiliation /Conference NCAA Division I / BIG EAST
 Nickname Bearcats
 Colors Red & Black
 Arena / Capacity Fifth Third Arena / 13,176
 President Dr. Gregory H. Williams
 Alma Mater, Year Ball State, 1966
 Athletics Director Whit Babcock
 Alma Mater, Year James Madison, 1992
 Faculty RepresentativeDr. Fritz Russ

HISTORY

First Year of Basketball 1901-02
 All-time Record 1,607-945 (.630)/2,552 games
 NCAA Tournament appearances/last 25/2011
 NCAA Tournament record41-22 (.651)
 Postseason NIT appearances/last 10/2010
 Last Postseason OpponentConnecticut (NCAA, 2011)
 Resultvs. UConn 69, UC 58 (Third Round)

2010-11 TEAM INFORMATION

Overall Record 26-9
 BIG EAST Record/Finish 11-7 (T-6th)
 Leading Scorer Yancy Gates, F (11.9 ppg)
 Leading RebounderYancy Gates, F (6.9 rpg)
 Leading Assists Cashmere Wright, G (3.9 apg)

2011-12 TEAM INFORMATION

Starters Returning/Lost 3/2
 Letterwinners Returning/Lost 7/7
 Percent of scoring returning65.9
 Percent of rebounding returning57.9

COACHING STAFF

Head CoachMick Cronin (Cincinnati '97)
 Basketball Office Phone (513) 556-0697
 Best time to reach coach Weekday mornings
 Associate Head Coach Larry Davis (Asbury '78)
 Assistant Coach George Jackson (Wittenberg '79)
 Assistant CoachDarren Savino (Jersey City College '94)
 Dir. of OperationsDrew Seidenberger (Cincinnati '09)
 Dir. of Student Devel.Chris Shumate (Murray State '04)
 Video CoordinatorMark Berger (Cincinnati '01)
 Athletics TrainerJeff Carrico (Eastern Kentucky '93)
 Strength Coach Dave Andrews (Ohio State '04)
 Administrative Assistant Winona Shaw-Gunn

UC SPORTS COMMUNICATIONS

Basketball Contact Andre Foushee, Ast. Sports Comm. Dir.
 Office // Cell(513) 556-5182 // (859) 797-7871
 Fax(513) 556-0619
 Email andre.foushee@uc.edu
 Twitter @GoBEARCATS or @Andre_UCSID
 Assoc. AD/External & Media Communications Doug Mosley
 Office // Cell(513) 556-0667 // (318) 366-8734
 Emaildoug.mosley@uc.edu
 Web siteGoBEARCATS.com
 Fifth Third Arena press row(513) 556-3800

SCOUTING MIAMI (OHIO)

- ▶ Miami (Ohio) enters Tuesday's contest with a 2-2 mark, coming off a 64-57 loss at Southeast Missouri on Saturday.
- ▶ The RedHawks are led in scoring by senior forward Julian Mavunga, who is averaging 19.8 points and 9.8 rebounds per game. He is shooting 44.8 percent from the field (26-of-58) and has been the RedHawks' top scorer in three of four games this season.
- ▶ Sophomore forward Bill Edwards is second on the squad in points (11.8) and rebounds (8.0) per game. He has a team-high eight blocks on the season.
- ▶ Tuesday's game is the fourth in a five-game road swing for the RedHawks. Miami lost 66-60 at Xavier on Nov. 18, defeated Saginaw Valley 71-61 on Nov. 21 and lost at Southeast Missouri 64-57 on Nov. 26. The RedHawks close out the road trip at Troy on Dec. 8.
- ▶ Miami (Ohio) was picked to finish fourth in the Eastern Division of the Mid-American Conference in a preseason conference media poll.
- ▶ Julian Mavunga was tabbed to the Eastern Division Pre-season All-MAC Team.
- ▶ The RedHawks were 16-17 overall last season with an 11-5 league mark. Mavunga led the squad with 14.8 points, 8.2 rebounds and 3.0 assists per game.

THE MIAMI (OHIO) SERIES

- ▶ Cincinnati leads the Miami (Ohio) series 94-53 overall, including a 63-18 advantage in Cincinnati.
- ▶ The Bearcats won last year's meeting in Oxford, 64-48.
- ▶ UC has won the last 12 meetings dating back to an 82-62 win in Cincinnati on Nov. 30, 1991.
- ▶ Cincinnati owns a 178-116 (.605) record against current members of the Mid-American Conference: Akron (11-8), Ball State (4-1), Buffalo (1-0), Bowling Green (7-1), Central Michigan (1-0), Eastern Michigan (1-0), Kent State (6-1), Miami (Ohio) (94-53), Northern Illinois (4-0), Ohio (39-38) and Toledo (10-14).
- ▶ Miami's last win in the series came in Millett Hall on Dec. 1, 1990 (72-64).
- ▶ Miami's last win in Cincinnati came in a 63-59 decision on Dec. 2, 1989 at Fifth Third Arena.
- ▶ Cincinnati has played more games against Miami (Ohio) than any other opponent in school history (147 games). Other opponents UC has played most often include Louisville (94 games [41-53]), Dayton (91 games [60-31]), Saint Louis (78 games [59-19]), Xavier (78 games [48-30]) and Ohio (77 games [39-38]).

BEARCATS ON DEFENSE

- ▶ Cincinnati led the BIG EAST Conference, allowing 59.6 points per game in 2010-11. The Bearcats are allowing 54.2 points through five games this season.
- ▶ Until Friday's 73-69 overtime loss to Marshall, the Bearcats had held nine consecutive nonconference regular-season opponents under 60 points dating back a 92-72 home win over Utah Valley State (12/11/10).
- ▶ The Bearcats have recorded 36 blocks this season (7.2 per game). Justin Jackson leads all UC players with 12 rejections this season. UC posted 10 blocks against Alabama State in the season opener and nine against Jacksonville State.
- ▶ UC is limiting its opponents to 27.8 percent shooting from beyond the arc (22-of-79). Three of the Bearcats'

five opponents have shot 25 percent or worse from three-point range: Alabama State (14.3 percent [3-of-21]), Jacksonville State (21.4 percent [3-of-14]), and Northwestern State (25.0 percent [4-of-16]).

- ▶ UC has held two of its five opponents under 30 percent shooting for the game. Alabama State shot 18-of-62 (29.0 percent) from the field in the season opener. Northwestern State made 15-of-54 (27.8 percent) attempts from the field on Monday.
- ▶ UC allowed only 14 first-half points to Alabama State on Nov. 13, the fewest points scored in a first half by a Bearcat opponent during the Mick Cronin era.
- ▶ The 40 points allowed to Alabama State were the third fewest surrendered by a Cronin-coached squad at UC behind only 34 to Dayton (11/27/10) and 39 to Howard (11/10/07).

RETURN TO SENDER

- ▶ The 2011-12 Cincinnati defense has accounted for 36 blocks through three games this season (7.2 per game).
- ▶ This season's team is on schedule for 223 blocks by the end of the regular season which would rank second in school history behind the 2004-05 team (226).
- ▶ Here's a look at the number of blocks compiled by UC teams during the Cronin era:

Rk	Team	Blocks	Average
1.	2010-11	129	3.69
2.	2009-10	107	3.06
3.	2008-09	103	3.22
4.	2007-08	73	2.28
5.	2006-07	58	1.93
6.	2011-12	36	7.20

WIN-LOSS COMPARISON

Category	UC Win	UC Loss
Points	69.7	61.5
FG Shooting	76-of-155	49-of-123
FG Pct.	49.0%	39.8%
Opp FG Shooting	56-of-158	47-of-107
Opp FG Pct.	31.5%	43.9%
3-FG Shooting	16-of-40	11-of-34
3-FG Pct.	40.0%	32.4%
Opp 3-FG Shooting	10-of-51	12-of-28
Opp 3-FG Pct.	19.6%	42.9%
FT Pct.	66.1%	48.3%
Rebounds Per Game	42.7	33.5
Opp Rebounds Per Game	29.7	35.5
Assists	39	21
Turnovers	55	18
Blocks	26	10
Steals	20	15

UCTIP-INS

- ▶ UC is the only team from a major conference to increase its win total in each of the last five seasons (11 in 2006-07, 13 in 2007-08, 18 in 2008-09, 19 in 2009-10 and 26 in 2010-11).
- ▶ Senior forward Yancy Gates has scored in double figures in 13 of his last 14 games dating back to a 21-point effort at Providence (2/19) last season. He managed eight points against Jacksonville State on Nov. 15.
- ▶ Gates has led UC in rebounding in four of five games this season with a season-high 11 rebounds against Alabama State and Northwestern State.

- ▶ Gates has recorded two double-doubles in five games this season, posting 15 points and 11 rebounds against Alabama State and 18 points and 11 rebounds against Northwestern State. Gates ranks second among active BIG EAST players with 15 career double-doubles behind Seton Hall's Herb Pope (24 through Nov. 26). Gates had seven double-doubles last season.
- ▶ Sophomore guard Sean Kilpatrick leads UC players in three-point shooting percentage (.500 [10-of-20]) and free-throw shooting percentage (.917 [11-of-12]) and ranks second in field-goal shooting percentage (.510 [26-of-51]).
- ▶ Kilpatrick has scored in double figures in four of five games this season, including a season-high 19 points against both Presbyterian (11/19) and Marshall (11/25).
- ▶ Kilpatrick led all UC players with 19 points against Marshall with a trio of three-pointers. It marked the 11th time in the sophomore's career he has led the squad in scoring. It was his eighth career game with three or more three-pointers.
- ▶ Junior guard Cashmere Wright handed out a season-high 10 assists against Marshall, one shy of his career of 11 set at Providence (2/19/11).
- ▶ Senior guard Dion Dixon has scored in double figures in four of five games this season, including a season-high 20-point effort against Jacksonville State (11/15).
- ▶ Sophomore forward Justin Jackson is shooting a team-best 54.2 percent from the field (13-of-24) this season. He made 4-of-5 attempts against Marshall. He also ranks second among the Bearcats in rebounding at 7.6 per game. He has grabbed at least seven rebounds in four of five games.
- ▶ Junior-transfer forward Cheikh Mbodj has seen action in the last two games after sitting out the first three contests of the season due to a right ankle injury. He logged a season-high 19 minutes against Marshall (11/25) with three points and two rebounds.
- ▶ Freshman guard Ge'Lawn Guyn has produced the top performance by a UC newcomer to date when he poured in 10 points on 3-of-4 shooting with a pair of three-pointers against Northwestern State (11/21).
- ▶ Cashmere Wright scored 23 points and Dion Dixon added 20 against Jacksonville State. The UC duo became the first to score 20 or more points in the same game since Yancy Gates (25) and Dixon (21) against USF (3/9/11).
- ▶ Dixon scored 20 points against the Gamecocks, his fourth career 20-point game (20 vs. Dayton [11/27/10], 23 at Miami-Ohio [12/21/10], 21 vs. USF [3/9/11]). He made 4-of-6 three-point attempts.
- ▶ Dixon played a career-high 40 minutes against JSU, the first Bearcat to play the entire 40 minutes since Deonta Vaughn on March 3, 2010 against Villanova.
- ▶ Wright tallied 23 points, six rebounds, and four assists against JSU. It was his 23rd career double-digit scoring effort and his fourth career 20-point game (24 vs. Providence [1/30/10], 24 vs. West Virginia [1/24/11], 20 vs. Louisville [2/16/11]).

FIFTH THIRD ADVANTAGE

- ▶ The Bearcats are 297-65 (.820) in games at Fifth Third Arena since the building opened in 1989-90 (now in 23rd season).
- ▶ Under Mick Cronin, UC is 60-30 in Fifth Third (.667).
- ▶ UC had won 20 consecutive home nonconference regular-

MISCELLANEOUS STATISTICS		
LEADING SCORER		FIRST SCORE
Yancy Gates	2	Opponents 0
Sean Kilpatrick	2	Cincinnati 5
Cashmere Wright	1	Yancy Gates 2
		Dion Dixon 1
		Justin Jackson 1
		Cashmere Wright 1
LEADING REBOUNDER		RUNS OF 10-0 OR BETTER
Yancy Gates	4	Opponents 3
Dion Dixon	2	Cincinnati 3
Justin Jackson	1	
LEADER IN ASSISTS		LARGEST HALFTIME LEAD
Cashmere Wright	4	23, 44-21 vs. Jacksonville State (11/15/11)
Dion Dixon	1	
Yancy Gates	1	LARGEST BIG EAST HALFTIME LEAD
Justin Jackson	1	n/a
Sean Kilpatrick	1	
20-POINT SCORING GAMES		LARGEST HALFTIME DEFICIT
Dion Dixon	1	1, 30-29 vs. Marshall (11/25/11)
Cashmere Wright	1	
30-POINT SCORING GAMES		LARGEST BIG EAST HALFTIME DEFICIT
n/a		n/a
TECHNICAL FOULS		LARGEST UC LEAD
n/a		29, 2x, vs. Alabama State (11/13/11) and vs. Northwestern State (11/21/11)
UC'S FIRST SUBSTITUTION		LARGEST UC LEAD IN BIG EAST
Kelvin Gaines	2	n/a
Ge'Lawn Guyn	2	
Jermaine Sanders	2	LARGEST UC DEFICIT
Cheikh Mbodj	1	9, at 12-3 (1st half vs. Presbyterian 11/19/11)
JUMP BALLS CONTROLLED		LARGEST UC DEFICIT IN BIG EAST
Opponents	1	n/a
Cincinnati	4	
Yancy Gates	4	
		LARGEST UC WIN
		28 vs. 71-43 Northwestern State (11/21/11)
		LARGEST UC WIN IN BIG EAST
		n/a
		LARGEST UC DEFEAT
		4, 73-69 vs. Marshall (11/25/11)
		LARGEST UC DEFEAT IN BIG EAST
		n/a
		LARGEST UC DEFICIT OVERCOME IN VICTORY
		n/a
		LARGEST UC LEAD LOST IN DEFEAT
		15 vs. Presbyterian (11/19/11)
		MOST CONSECUTIVE UC PTS
		13 vs. Northwestern State (11/21/11)
		MOST CONSECUTIVE OPP PTS
		11 by Presbyterian (11/19/11)
		LONGEST WINNING STREAK
		2 games (11/13 through 11/15/11)
		LONGEST LOSING STREAK
		1 game, 2x, current (11/25/11)
		LARGEST HOME CROWD
		7,021 vs. Marshall (11/25/11)
		LARGEST ROAD CROWD
		n/a
		LARGEST NEUTRAL CROWD
		n/a

season games before dropping a 56-54 decision to Presbyterian on Nov. 19.

- ▶ UC won its first 13 home games last season before dropping a 66-55 decision to West Virginia on Jan. 29.
- ▶ The Bearcats' home mark last season was 15-3, their most home wins since posting a 15-5 mark during the 2005-06 season.

BEARCATS VS. NONCONFERENCE FOES

- ▶ UC has won 26 of its last 29 nonconference regular-season home games with losses coming against Marshall (73-69 [OT] on 11/25/11), Presbyterian (56-54 on 11/17/11) and Xavier (76-66 on 12/13/08).
- ▶ UC had won 20 consecutive home nonconference regular-season games before dropping a 56-54 decision to Presbyterian on Nov. 19.
- ▶ The Bearcats posted a perfect 9-0 home mark against non-BIG EAST competition last season. It also marked UC's first undefeated season (13-0) against nonconference opponents overall since a 14-0 mark in 1998-99.

- ▶ Since Mick Cronin took over the Bearcats program in 2006-07, Cincinnati is 49-20 (.710) against regular-season non-conference foes, including a 40-8 (.833) home record.

MARSHALL RECAP: MARSHALL 73, UC 69 (OT)

- ▶ Marshall scored the first five points in overtime on a DeAndre Kane three-pointer and a jumper by Robert Goff and the Thundering Herd never trailed in the extra period to pull off the 73-69 overtime win at Cincinnati.
- ▶ The Bearcats rallied from a five-point deficit with 2:05 remaining in regulation and had two shots for the game winner inside the final seconds but came up short. UC trailed 71-69 and had possession of the ball with nine seconds remaining in overtime when Sean Kilpatrick tripped and lost the ball while driving to the basket.
- ▶ Four Marshall players scored in double figures led by Damier Pitts, who had 19 points with four three-pointers. Dennis Tinnon recorded a double-double with 15 points and 14 rebounds.

BEARCATS RECORD WHEN

	06-07	07-08	08-09	09-10	10-11	11-12	Cronin
Home games	10-8	10-7	13-5	13-5	15-3	3-2	63-30
Away games	0-9	3-11	4-7	2-9	7-4	0-0	15-40
Neutral site games	1-2	0-1	1-2	4-2	4-2	0-0	10-9
BIG EAST games	2-14	8-10	8-10	7-11	11-7	0-0	36-52
vs. Top 25 teams	0-4	2-5	1-7	3-6	3-7	0-0	9-29
vs. RPI Top 100 teams	2-13	7-12	5-11	8-15	8-9	0-0	30-61
Overtime games	2-0	1-1	2-1	0-3	1-0	0-1	6-6
Lead at halftime	6-1	10-3	11-3	13-4	25-0	3-1	68-12
Trail at halftime	4-17	3-15	6-11	4-11	0-9	0-1	17-64
Tied at halftime	1-1	0-1	1-0	2-1	1-0	0-0	5-3
Lead with 10:00 remaining	10-1	9-1	14-1	13-3	26-0	3-2	75-8
Trail with 10:00 remaining	1-18	1-18	3-13	6-11	0-9	0-0	11-68
Tied with 10:00 remaining	0-0	3-0	1-0	0-2	0-0	0-0	4-2
Lead with 5:00 remaining	9-3	11-1	17-1	18-2	25-0	3-2	83-9
Trail with 5:00 remaining	0-16	2-17	1-13	0-13	0-9	0-0	3-67
Tied with 5:00 remaining	2-0	0-1	0-0	1-1	1-0	0-0	4-2
Lead with 2:00 remaining	10-2	11-1	16-0	18-2	25-1	3-1	83-7
Trail with 2:00 remaining	0-17	1-17	2-14	1-14	0-8	0-1	4-70
Tied with 2:00 remaining	1-0	1-1	0-0	—	1-0	0-0	3-1
Shoot better from the field	8-2	8-3	13-1	15-4	22-0	3-1	69-11
Shoot worse from the field	3-17	5-16	5-13	4-12	4-9	0-1	21-68
Shoot 50% or better	0-2	—	4-1	8-1	7-0	1-0	20-4
Shoot below 50%	11-17	13-19	14-13	11-15	16-8	2-2	66-74
Opp. shoots 50% or better	1-9	0-6	0-6	0-2	2-4	0-0	2-27
Opp. shoots below 50%	10-10	13-13	18-8	19-14	22-5	3-2	85-52
Opp. shoots below 40%	7-1	6-1	9-3	10-3	17-0	3-0	52-8
Make 7 or fewer 3-pointers	10-12	8-12	7-11	13-12	21-6	2-2	60-55
Make more than 7 3-pointers	1-7	5-7	11-3	6-4	6-4	1-0	31-25
Shoot more FTs than opp.	7-3	6-3	12-1	11-2	22-2	2-0	58-11
Out-rebound the opponent	9-5	10-11	13-4	17-8	24-3	3-1	76-32
Opponent out-rebounds UC	2-14	3-7	2-9	2-8	2-5	0-1	11-44
Same number of rebounds	0-0	0-1	3-1	0-0	0-1	0-0	3-3
Commit fewer turnovers	7-11	4-5	9-3	7-6	16-6	1-2	44-33
Commit the same or more TOs	4-8	9-14	9-11	12-10	9-2	2-0	45-45
Commit 12 or fewer turnovers	7-9	4-7	5-4	5-5	10-5	0-2	31-32
Outscore opponents' bench	6-8	8-6	15-9	19-11	24-7	2-0	74-41
1-3 point games	1-4	5-5	2-0	4-5	2-1	0-1	14-16
4-5 point games	0-1	2-1	2-1	3-2	0-0	0-1	7-6
6-10 point games	5-2	2-6	5-6	4-4	7-2	0-0	23-20
11-19 point games	4-10	3-5	4-4	4-4	8-5	1-0	24-28
20-plus point games	1-2	1-2	5-3	4-1	9-1	2-0	22-9
Score 59 or fewer points	0-9	3-7	1-6	0-7	3-8	0-1	7-38
Score 60-69 points	6-7	8-7	4-6	9-4	9-1	1-1	37-26
Score 70 or more points	5-3	2-5	13-2	10-5	14-0	2-0	46-15
Hold opp. to 50 or fewer points	3-0	3-0	4-0	1-0	7-0	2-0	20-0
Hold opp. to 51-60 points	3-4	5-1	6-2	9-2	12-1	1-1	36-11
Hold opp. to 61-70 points	3-2	5-5	5-3	7-4	5-5	0-0	25-19
Opp. scores 70-plus points	2-13	0-13	3-9	2-10	2-3	0-1	9-49
November	5-1	4-2	5-1	4-1	5-0	3-2	26-7
December	4-3	1-5	5-2	5-2	9-0	0-0	24-12
January	1-7	5-4	4-4	5-4	4-4	0-0	19-24
February	1-7	3-3	4-3	2-5	4-3	0-0	14-21
March	0-1	0-5	0-4	3-4	4-2	0-0	7-16
Monday	0-0	1-0	3-2	2-2	2-0	1-0	9-4
Tuesday	0-2	1-1	1-2	4-2	3-0	1-0	10-7
Wednesday	4-5	4-5	4-1	7-3	9-1	0-0	28-15
Thursday	0-1	0-2	3-0	1-2	3-1	0-0	7-6
Friday	1-0	1-1	0-1	—	1-0	0-1	3-3
Saturday	5-7	6-5	6-5	5-3	8-4	0-1	30-31
Sunday	1-4	0-5	1-3	0-4	0-3	1-0	3-19

- Kilpatrick led UC with 19 points on 7-of-14 shooting with a trio of three-pointers. Yancy Gates had 17 points and seven rebounds. Dion Dixon netted 12 points.
- Marshall outrebounded UC 43-30.
- The Bearcats led 55-48 with 5:59 remaining in regulation when Marshall went on a 13-1 run to grab a 61-56 advantage with 2:05 left.

GATES RANKS 27TH ON UC'S ALL-TIME SCORING LIST

- Senior Yancy Gates ranks 27th on UC's all-time scoring list with 1,182 points.
- Gates is the 42nd player to eclipse 1,000 career points at UC. He joined the club after scoring 17 points at Georgetown on Feb. 23, 2011.

Rk	Name	Years	Points
1.	Oscar Robertson	1958-1960	2,973
2.	Steve Logan	1999-2002	1,985
3.	Deonta Vaughn	2006-2010	1,885
4.	Danny Fortson	1995-1997	1,881
5.	Roger McClendon	1985-1988	1,789

20.	Damon Flint	1994-97	1,316
21.	Kenyon Martin	1997-2000	1,279
22.	Jim Ard	1968-70	1,256
23.	Steve Collier	1975-78	1,252
24.	Eric Hicks	2003-06	1,231
25.	LaZelle Durden	1993-95	1,219
26.	Rick Roberson	1967-69	1,196
27.	Yancy Gates	2009-Present	1,182

CRONIN NEEDS 10 WINS FOR 100 AT CINCINNATI

- Head coach Mick Cronin is 10 wins shy of 100 for his career at Cincinnati.
- Cronin is 90-79 after five seasons with the Bearcats.
- Seven UC head coaches have claimed at least 100 victories with the Bearcats.

Rk	Coach	Years	Seasons	Record
1.	Bob Huggins	15	1990-2005	399-127
2.	George Smith	8	1953-1960	154-56
3.	Gale Catlett	6	1973-1978	126-44
4.	Tay Baker	7	1966-1972	125-60
5.	Ed Jucker	5	1961-1965	113-28
T6.	Boyd Chambers	10	1919-1928	106-81
T6.	John Wiethe	6	1947-1952	106-47
8.	Mick Cronin	6	2007-Present	90-79

SEASON NOTES

BEARCATS IN 111TH VARSITY SEASON

- The 2011-12 campaign marks the 111th season of varsity basketball at the University of Cincinnati. The Bearcats own a 1,610-947 all-time record (.630). UC entered the season ranked 21st in the nation for most wins by a college basketball program.

50TH ANNIVERSARY OF 1961-62 NATIONAL TITLE

- The 2011-12 campaign marks the 50th anniversary of UC's 1961-62 national championship team. It marked the Bearcats second of back-to-back national titles after claiming the 1960-61 crown.
- Paul Hogue scored a game-high 22 points and grabbed a game-high 19 rebounds while Tom Thacker poured in 21 points, Tony Yates added 12 points and Ron Bonham contributed 10 points in UC's 71-59 win over Ohio State in the 1962 national title game.

- ▶ The Bearcats finished with a 29-2 overall record, but had to defeat Bradley 61-46 in the Missouri Valley Conference playoff to reach the NCAA Tournament. UC went on to defeat Creighton (66-46), Colorado (73-46) and UCLA (72-70) before topping Ohio State.
- ▶ The Bearcats had defeated Ohio State, 70-65, in the 1961 national title game.
- ▶ UC went to its fifth consecutive Final Four the following season, 1962-63, losing to Loyola (Ill.) in overtime, 60-58, in the national championship game.
- ▶ The 2011-12 Bearcats will be donning throw-back jerseys throughout the season in honor of the 1962 championship team.

BEARCATS TABBED FIFTH IN BIG EAST BY ITS COACHES

- ▶ Cincinnati was projected fifth in the BIG EAST Conference by the league's coaches at the preseason Media Day, Oct. 19 in New York City.
- ▶ The fifth-place preseason ranking for the Bearcats is their highest since joining the BIG EAST in 2005-06. UC received 169 points overall.
- ▶ Connecticut and Syracuse tied for first place atop the poll with 209 points. The Huskies received seven first-place votes while the Orange garnered five. Louisville was third with 201 points and three first-place votes. Pittsburgh was fourth with 188 points and one first-place vote.

GATES NAMED TO BIG EAST SECOND TEAM

- ▶ Senior forward Yancy Gates was tabbed a second-team all-conference selection by the league's coaches at BIG EAST Media Day on Oct. 19 in New York City.
- ▶ Gates ranks fifth in rebounds (6.9), sixth in field goal percentage (.511) and eighth in blocks (1.3) among all returning BIG EAST players.

BEARCATS BOAST EXPERIENCED RETURNERS

- ▶ The Bearcats return seven letterwinners, including their four leading scorers from last season:
- ▶ Senior forward **Yancy Gates** (11.9 points, 6.9 rebounds and 1.6 blocks)
- ▶ Senior guard **Dion Dixon** (11.6 points, 2.9 rebounds and 1.8 assists)
- ▶ Sophomore guard/forward **Sean Kilpatrick** (9.7 points, 3.2 rebounds, 37.7 three-point field goal percent shooting)
- ▶ Junior guard **Cashmere Wright** (8.9 points, 3.9 assists and 2.3 rebounds)
- ▶ One member of the foursome led UC in scoring in 28 of 35 games last season.
- ▶ Each member of the foursome averaged 20 or more minutes played last season.
- ▶ Gates has 70 starts in 101 career games played.
- ▶ Dixon has 36 starts in 100 career games played.
- ▶ Wright has 45 starts in 69 career games played.

RETURNING NUMBERS

Category	Return	Lost	Pct. Return
Scoring	1589	823	65.9
Field Goals	555	293	65.4
Three-Pointers	134	86	60.9
Rebounding	659	578	57.9
Blocks	67	62	51.9
Steals	169	89	65.5
Minutes	4149	2876	59.1

2011-12 BIG EAST CONFERENCE

2011-12 BIG EAST CONFERENCE STANDINGS

(through Nov. 26)

Team	BIG EAST	Pct.	Overall	Pct.
Syracuse	0-0	.000	6-0	1.000
Marquette	0-0	.000	5-0	1.000
Louisville	0-0	.000	5-0	1.000
Connecticut	0-0	.000	6-1	.857
Seton Hall	0-0	.000	5-1	.833
Georgetown	0-0	.000	4-1	.800
Pittsburgh	0-0	.000	4-1	.800
Villanova	0-0	.000	4-1	.800
DePaul	0-0	.000	3-1	.750
West Virginia	0-0	.000	3-1	.750
USF	0-0	.000	5-2	.714
Notre Dame	0-0	.000	4-2	.667
Providence	0-0	.000	4-2	.667
Cincinnati	0-0	.000	3-2	.600
St. John's	0-0	.000	4-3	.571
Rutgers	0-0	.000	3-3	.500

THE BIG EAST SCHEDULE

Date	Time	Game	TV
Nov. 27	2:00	Bryant at Notre Dame	
Nov. 27	5:00	Robert Morris vs. Pittsburgh	
Nov. 27	TBD	DePaul vs. TBD	E/E2/EU
Nov. 27	TBD	Villanova vs. TBD	E/E2/EU
Nov. 28	7:00	Long Beach State at Louisville	ESPNU
Nov. 28	7:00	IUPUI at Georgetown	BEN
Nov. 28	7:00	Akron at West Virginia	BEN
Nov. 28	7:30	UMBC at Rutgers	
Nov. 28	8:00	Jacksonville at Marquette	
Nov. 29	7:00	Eastern Michigan at Syracuse	BEN
Nov. 29	7:00	Miami (Ohio) at Cincinnati	
Nov. 29	7:00	Holy Cross at Providence	
Nov. 30	11:15	Notre Dame at Gonzaga	ESPN2
Nov. 30	7:00	Pittsburgh vs. Duquesne	CCBSSN
Nov. 30	7:30	USF at VCU	
Dec. 1	7:00	Providence at South Carolina	ESPNU
Dec. 1	7:30	St. John's at Kentucky	ESPN2
Dec. 1	9:00	Mississippi at DePaul	ESPNU
Dec. 1	9:30	Georgetown at Alabama	ESPN2
Dec. 2	6:30	Florida at Syracuse	ESPN
Dec. 2	7:00	Cincinnati at Georgia	ESPNU
Dec. 2	8:30	Vanderbilt at Louisville	ESPN
Dec. 2	9:00	Auburn at Seton Hall	ESPNU
Dec. 3	1:00	NJIT at Georgetown	ESPN3
Dec. 3	3:15	Arkansas at Connecticut	ESPN
Dec. 3	4:30	Marquette at Wisconsin	BTN
Dec. 3	5:15	Pittsburgh at Tennessee	ESPN
Dec. 3	5:15	USF at Kansas	ESPN2
Dec. 3	7:00	LSU at Rutgers	ESPNU
Dec. 3	7:00	Pennsylvania at Villanova	ESPN3
Dec. 3	9:00	West Virginia at Miss. State	ESPNU

CINCINNATI IN BIG EAST STATISTICS

(through Nov. 26)

CATEGORY	TEAM	[NATIONAL] RANK (STAT)
Scoring		15th (66.4)
Scoring Defense		2nd (54.2)
Scoring Margin		7th (+12.2)
Free Throw Pct.		16th (.604)
Field Goal Pct.		12th (.450)
Field Goal Pct. Defense		3rd (.361)
3-Pt Field Goal Pct.		6th (.365)
3-Pt Field Goal Pct. Defense		2nd (.278)
Rebounding Offense		6th (39.0)
Rebounding Defense		T-7th (32.0)
Rebounding Margin		6th (+7.0)
Blocked Shots		2nd (7.20)
Assists		13th (12.00)
Steals		11th (7.00)
Turnover Margin		13th (-0.40)
Assist-to-Turnover Ratio		12th (0.82)
Offensive Rebounds		6th (13.20)
Defensive Rebounds		5th (25.80)
3-Pt Field Goals Made		T-12th (5.40)

INDIVIDUAL

PLAYER	[NATIONAL] RANK (STAT)
Scoring	
Yancy Gates	19th (15.0)
Sean Kilpatrick	T-21st (14.6)
Dion Dixon	T-30th (13.0)
Rebounding	
Yancy Gates	3rd (9.2)
Justin Jackson	12th (7.6)
Assists	
Cashmere Wright	T-12th (4.20)
Free Throw Pct.	
Sean Kilpatrick	3rd (.917)
3-FG Pct.	
Sean Kilpatrick	T-8th (.500)
Blocked Shots	
Justin Jackson	T-4th (2.40)
Yancy Gates	T-13th (1.40)
Steals	
Justin Jackson	T-5th (2.20)
Offensive Rebounds	
Dion Dixon	T-9th (3.00)
Justin Jackson	T-14th (2.80)
Defensive Rebounds	
Yancy Gates	3rd (6.60)
Justin Jackson	13th (4.80)
Minutes Played	
Sean Kilpatrick	T-7th (35.20)

THE POLLS

ASSOCIATED PRESS (NOV. 28)

Rk	Team	Record	Pts.	Prv.
1.	Kentucky (46)	6-0	1599	2
2.	Ohio St. (17)	6-0	1564	3
3.	Duke (2)	7-0	1465	6
4.	Syracuse	6-0	1439	5
5.	North Carolina	5-1	1337	1
6.	Louisville	5-0	1259	7
7.	Baylor	5-0	1183	9
8.	Connecticut	6-1	1055	4
9.	Wisconsin	6-0	1045	11
10.	Florida	4-1	1040	10
11.	Xavier	4-0	982	12
12.	Alabama	7-0	912	13
13.	Missouri	6-0	746	21
14.	Michigan	5-1	681	15
15.	Kansas	3-2	676	14
16.	Marquett	5-0	637	16
17.	Pittsburgh	5-1	537	17
18.	UNLV	7-0	535	NR
19.	Gonzaga	4-0	525	19
20.	Vanderbilt	5-1	482	18
21.	Mississippi St.	7-1	277	24
22.	Memphis	2-2	269	8
23.	Saint Louis	6-0	149	NR
24.	California	5-1	121	20
25.	Texas A&M	4-1	115	25

Others Receiving Votes: Creighton 104, Harvard 101, Michigan St. 84, San Diego St. 66, Georgetown 46, Florida St. 24, Arizona 15, Illinois 13, Washington 12, Cleveland St. 11, Purdue 6, Marshall 5, Stanford 3, Villanova 2, Virginia Tech 1, **Cincinnati 1**, Northwestern 1

USA TODAY/ESPN (NOV. 28)

Rk	Team	Record	Pts.	Prv.
1.	Kentucky (22)	6-0	765	2
2.	Ohio St. (8)	6-0	748	3
3.	Syracuse (1)	6-0	701	5
4.	Duke	7-0	691	6
5.	North Carolina	5-1	628	1
6.	Louisville	5-0	620	7
7.	Wisconsin	6-0	530	11
8.	Baylor	5-0	509	10
9.	Florida	4-1	493	9
10.	Connecticut	6-1	456	4
11.	Xavier	4-0	447	12
12.	Alabama	7-0	443	13
13.	Missouri	6-0	356	21
14.	Kansas	3-2	342	14
15.	Michigan	5-1	310	15
16.	Marquette	5-0	309	17
17.	Pittsburgh	5-1	287	16
18.	Gonzaga	4-0	248	19
19.	Vanderbilt	5-1	200	22
20.	UNLV	7-0	186	NR
21.	Memphis	2-2	145	8
22.	Creighton	5-0	104	25
23.	California	5-1	98	18
24.	Mississippi St.	7-1	86	NR
25.	Saint Louis	6-0	78	NR

Others Receiving Votes: Texas A&M 63, Harvard 61, Arizona 27, Purdue 25, Florida St. 25, Northwestern 23, San Diego St. 20, Cleveland St. 12, Michigan St. 8, Georgetown 8, Illinois 7, Marshall 3, Washington 3, Indiana 3, George Mason 3, Texas 2, Stanford 1, **Cincinnati 1**

CINCINNATI'S WEEKLY RANKINGS IN THE POLLS

Poll	Pre	N14	N 21	N28	D5	D12	D19	D26	J 2	J 9	J16
AP	21	20	RV	RV							
Coaches	22	20	RV	RV							
Poll	J23	J30	F6	F12	F 20	F 27	M5	M12	Final		
AP											
Coaches											

BEARCATS AMONG BIG EAST RETURNERS

Name	Category	No.	Stat
Gates	Def. Rebounds	3rd	4.76
Gates	Rebounds	5th	5.9
Gates	FG Pct.	6th	.511
Gates	Blocks	8th	1.26
Gates	Scoring	12th	11.9
Wright	A-to-T Ratio	5th	1.89
Wright	Assists	6th	3.94
Kilpatrick	3-Pt FG Pct.	5th	.377

THOMAS WILL REDSHIRT 2011-12 CAMPAIGN

- ▶ UC freshman forward Shaquille Thomas has had his initial eligibility waiver approved by the NCAA and has been granted a full financial scholarship.
- ▶ Thomas will be cleared for practice activities at the conclusion of the fall quarter in mid-December.
- ▶ The 2011-12 academic year will be considered a redshirt season for Thomas, who will have four years of eligibility to play for the Bearcats starting in the fall of the 2012-13

school year.

- ▶ Thomas comes to UC after playing two seasons at NIA Prep in Newark, N.J., where he averaged 28 points and eight assists during the 2010-11 campaign.
- ▶ He was tabbed a four-star prospect by Rivals.com and Scout.com and the 81st-best player nationally by Rivals.com.
- ▶ He is the nephew of long-time NBA veteran Tim Thomas.
- ▶ Cronin quote: "We are very happy that Shaq has been cleared to attend the University of Cincinnati. He is a wonderful young man as well as a great player. Obviously, we wish he could play this season, but the circumstances dictate he must focus on academics. I know Shaq plans on using this year to work on improving each day. It is nice to know we will have one of the best freshmen in the country playing for us next season."

CRONIN JOINING AREA COACHES TO PROMOTE SOUTHWEST OHIO COACHES VS. CANCER CHAPTER

- ▶ UC head coach Mick Cronin has joined area coaches Charlie Coles (Miami-Ohio), Chris Mack (Xavier), Archie Miller (Dayton) and Billy Donlon (Wright State) to promote the Southwest Ohio chapter of Coaches vs. Cancer.
- ▶ The chapter was initially announced on Aug. 31, 2011.
- ▶ A Coaches vs. Cancer fund-raising breakfast held Nov. 2 at the Hyatt Regency Cincinnati raised \$180,000 for the American Cancer Society.

2010-11 SEASON RECAP NOTES

2010-11 SEASON HIGHLIGHTS

- ▶ Advanced to the NCAA Tournament for the first time in six seasons, losing in the third round to eventual national champion Connecticut.
- ▶ Recorded its highest win total in 10 seasons, finishing 26-9. It marked the most victories by the Bearcats since posting a 31-4 mark in 2001-02.
- ▶ Achieved its most wins in the BIG EAST Conference since joining the league
- ▶ Led the BIG EAST conference and finished ninth in the nation in scoring defense, allowing 59.6 points per game.
- ▶ Started the 2010-11 season 15-0, its best start in a season since 1998-99.
- ▶ Yancy Gates finished eighth in the league in field goal shooting (51.1 percent) and 10th in rebounding (6.9).
- ▶ Gates averaged 15.8 points, 8.1 rebounds, shot 59.3 percent from the field and 69.8 percent from the free-throw line during the final nine games of the season.
- ▶ Sean Kilpatrick (9.7 points, 3.2 rebounds, 37.7 percent 3pt-FG shooting) was named to All-BIG EAST Rookie Team.

-GoBEARCATS.com-

SPECIALTY STATISTICS

Opponent	Result	In Paint	Off TO	2nd Chance	Fast Break	Bench
Alabama State		22	14	7	7	6
at Cincinnati	W, 65-40	38	19	12	15	9
Jacksonville State		30	16	13	13	13
at Cincinnati	W, 73-59	32	19	10	4	6
Presbyterian		24	12	12	14	5
at Cincinnati	L, 54-56	26	9	16	2	0
Northwestern State		14	16	0	8	14
at Cincinnati	W, 71-43	34	19	10	8	16
Marshall		28	9	12	4	12
at Cincinnati	L, 69-73 (OT)	36	19	10	10	6
Miami (Ohio)						
at Cincinnati						
at Georgia						
Cincinnati						
at Xavier						
Cincinnati						
at Wright State						
Cincinnati						
Radford						
at Cincinnati						
Ark.-Pine Bluff						
at Cincinnati						
Chicago State						
at Cincinnati						
vs. Oklahoma						
Cincinnati						
at Pittsburgh						
Cincinnati						
Notre Dame						
at Cincinnati						
St. John's						
at Cincinnati						
at Georgetown						
Cincinnati						
Villanova						
at Cincinnati						
at Connecticut						
Cincinnati						
at West Virginia						
Cincinnati						
Syracuse						
at Cincinnati						
at Rutgers						
Cincinnati						
DePaul						
at Cincinnati						
at St. John's						
Cincinnati						
at Marquette						
Cincinnati						
Providence						
at Cincinnati						
Seton Hall						
at Cincinnati						
Louisville						
at Cincinnati						
at USF						
Cincinnati						
Marquette						
at Cincinnati						
at Villanova						
Cincinnati						
Cincinnati Totals		166	85	58	39	37
Average		33.2	17.0	11.6	7.8	7.4
Opponents Totals		118	67	44	46	50
Average		23.6	13.4	8.8	9.2	10.0

OVERTIME RECORDS

UC's Overall Record..... **49-49**
 1 OT Games41-41
 2 OT Games7-6
 3 OT Games0-1
 4 OT Games0-1
 7 OT Games1-0

RECORDS IN OVERTIME GAMES

Home..... **24-17** **.585**
 Schmidlapp Gym.....3-4......429
 Schmidt Fieldhouse.....0-1......000
 Music Hall0-1......000
 Armory Fieldhouse.....5-4......556
 Cincinnati Gardens3-2......600
 U.S. Bank Arena.....3-1......750
 Fifth Third Arena.....10-4......714
Away..... **16-25** **.390**
Neutral **9-7** **.563**

Current Streak: Lost —1
 Longest Winning Streak: 5 (Tay Baker - 1966-67)
 Longest Losing Streak: 4 (Bob Ruess, 1943 - John Weithe, 1950)
 • On Dec. 21, 1981 Cincinnati and Bradley played an NCAA-record 7-overtime game which UC won, 75-73.
 • Cincinnati has been involved in two of the five NCAA tournament championship games to go into overtime. The Bearcats defeated Ohio State, 70-65, in 1961 but lost to Loyola (Ill.), 60-58, in 1963.
 • In 1966-67, Cincinnati played six overtime games, winning five.

MOST FREQUENT OVERTIME OPPONENTS

Xavier..... 1-5
 Marquette..... 2-2
 Miami-Ohio..... 3-1
 Memphis..... 1-3

UC COACHES IN OVERTIME GAMES

Coach (Years)	No.	Record	Pct.
Bob Huggins (1989-2005)	25	14-11	.560
Mick Cronin (2006-pres.)	12	6-6	.500
Tay Baker (1965-72)	9	7-2	.778
Ed Jucker (1960-65)	9	4-5	.444
Ed Badger (1978-83)	8	3-5	.375
Tony Yates (1983-89)	7	2-5	.286
John Wiethel (1946-52)	5	1-4	.200
George Smith (1952-60)	4	3-1	.750
Gale Catlett (1972-78)	4	2-2	.500
Frank Rice (1928-32)	4	1-3	.250
Boyd Chambers (1918-28)	3	3-0	1.000
Clark Ballard (1939-42)	2	2-0	1.000
Andy Kennedy (2005-06)	2	1-1	.250
Tay Brown (1933-37)	2	0-2	.000
John Halliday (1932-33)	1	0-1	.000
Bob Ruess (1942-44)	1	0-1	.000
Walter Van Winkle (1937-39)	0	—	—
Ray Farnham (1944-46)	0	—	—

OVERTIME GAMES IN MICK CRONIN ERA

1/20/07	W	UC 96, West Virginia 83	1	SC
2/28/07	W	UC 70, Seton Hall 67	1	SC
2/9/08	W	UC 72, Rutgers 68	1	SC
3/2/08	L	Providence 81, UC 79	1	A
12/20/08	W	UC 85, Eastern Kentucky 77	1	SC
2/7/09	W	UC 64, Georgetown 62	1	SC
3/7/09	L	Seton Hall 67, UC 63	1	SC
11/25/09	L	Gonzaga 61, UC 59	1	N
12/13/09	L	Xavier 83, UC 79	2	A
2/21/10	L	Marquette 79, UC 76	1	SC
2/19/11	W	UC 93, Providence 81	1	A
11/25/11	L	Marshall 73, UC 69	1	SC

THE LAST TIME...

Team

100 Points by a Team

By UC 105 vs. North Carolina A&T, 12/30/05
By Opponent 105 by UCLA (20T), 3/17/02

90 Points by a Team

By UC 91 at Providence (ot), 2/19/11
By Opponent 96 by Connecticut, 3/9/08

30-plus Point Win

By UC 36 (94-58) vs. St. Francis, 12/23/10
By Opponent 38 (89-51) vs. Notre Dame, 3/10/11

60 Percent Shooting by a Team

By UC .628 vs. St. John's, 2/11/09
By Opponent .674 vs. Pittsburgh, 2/14/09

50 Percent Shooting by a Team

By UC .571 vs. USF, 3/9/11
By Opponent .561 vs. Notre Dame, 3/10/11

Cincinnati Played a Ranked Opponent

UC Win 69-47 vs. No. 17/17 Georgetown 3/5/11
UC Loss 69-58 vs. No. 9/8 Connecticut 3/19/11

Overtime Game

UC Win 93-81 at Providence, 2/19/11
UC Loss 73-69 vs. Marshall, 11/25/11

Double Overtime Game

UC Win 76-70 (20T) vs. Northern Iowa, 11/24/04
UC Loss 83-79 (20T) at Xavier, 12/13/09

Triple Overtime Game

UC Win 75-73 (70T*) vs. Bradley, 12/21/81
UC Loss 89-85 (40T) vs. Memphis, 1/31/81

* - NCAA record.

Individual**40 Points by a Player**

By UC 41, Steve Logan vs. Southern Mississippi, 2/15/02
By Opponent 41, Dell Curry, Virginia Tech, 1985-86

30 Points by a Player

By UC 34, Deonta Vaughn vs. Notre Dame, 2/4/09
By Opponent 37, Luke Harangody, at Notre Dame, 2/4/10

20 Rebounds by a Player

By UC 20, Cedric McGowan vs. DePaul, 1/4/06
By Opponent four times

15 Rebounds by a Player

By UC 16, Mike Williams, 12/20/08
By Opponent 15, Greg Monroe, vs. Georgetown, 3/6/10

Two Players with 20 or More Points in Same Game

By UC Cashmere Wright (23) and Dion Dixon (20)
vs. Jacksonville State, 11/15/11
By Opponent Jimmy Butler (20), D. Johnson-Odom (20)
vs. Marquette, 2/21/10

Two Players with 10 or More Reb. in Same Game

By UC Ibrahima Thomas (10) and Lance Stephenson (10)
vs. DePaul, 2/24/10
By Opponent Jamarr Sanders (11) and Elijah Millsap (15)
at UAB, 12/16/09

10 Assists by a Player

By UC 10, Cashmere Wright, vs. Marshall, 11/25/11
By Opponent 10, Chris Howard, at USF, 2/14/09

Five Steals by a Player

By UC 5, Darnell Wilks vs. Utah Valley, 12/11/10
By Opponent 5, Greg Monroe, Georgetown, 2/7/09

Five Blocked Shots by a Player

By UC 6, Eric Hicks vs. USF, 1/31/06
By Opponent 5, Hamady Ndiaye, vs. Rutgers, 3/9/10

Double-Double by a UC Player

UC Win Yancy Gates (18 pts., 11 rebs.)
vs. Northwestern State, 11/21/11
UC Loss Yancy Gates (16 pts., 14 rebs.)
vs. No. 23/rv Pittsburgh, 1/4/10

Triple-Double by a UC Player

By UC Eric Hicks (22 pts., 12 rebs., 10 blks.)
vs. Marquette, 1/7/06

UC Player Led Team in Points, Reb., Assists

By UC Yancy Gates (12 pts., 9 reb., t-3 asst.)
vs. Savannah State, 11/24/10

A Player Won a Game in the Final Seconds

By UC Yancy Gates three-point play with 8 sec. left
UC defeated St. John's, 53-51, 1/22/11
By Opponent Khalid Mutakabbir three-pointer with 8 sec. left
Presbyterian defeated UC, 56-54, 11/19/11

Four Players Scored in Double Figures

By UC Yancy Gates (18), Sean Kilpatrick (13),
Dion Dixon (12), Ge'Lawn Guyn (10)
vs. Northwestern State, 11/21/11

Five Players Scored in Double Figures

By UC Rashad Bishop (17), Dion Dixon (15),
Cashmere Wright (15), Yancy Gates (14),
Ibrahima Thomas (11)
vs. Utah Valley, 12/11/10

Six Players Scored in Double Figures

By UC Rashad Bishop (12), Ibrahima Thomas (12),
Yancy Gates (12), Dion Dixon (12),
Larry Davis (11), Sean Kilpatrick (10)
vs. Georgia Southern, 12/14/10

Seven Players Scored in Double Figures

By UC Rashad Bishop (14), Dion Dixon (13),
Steve Toyloy (13), Deonta Vaughn (12),
Darnell Wilks (12), Jaquon Parker (10), Yancy Gates (10)
vs. Texas Southern, 12/1/09

CRONIN ERA BESTS

Most Points Scored

99 (W, 99-54) vs. Georgia Southern 12/14/10
96 (W, 96-83) vs. West Virginia 1/20/07

Most Points Scored (Half)

56 (W, 93-83) vs. Notre Dame (2nd) 2/4/09
56 (W, 92-72) vs. Utah Valley (1st) 12/11/10

Highest FG Percentage

.628 (27-43) vs. St. John's 2/11/09
.574 (35-61) vs. Texas Southern 12/1/09

Highest 3-Pt. Percentage

.600 (6-10) vs. St. John's 2/11/09
.583 (7-12) at Georgetown 1/27/07
.583 (14-24) vs. Central Michigan 11/25/06

Most Rebounds

54 vs. Louisville (BE Championship) 3/10/10
54 vs. Western Illinois 11/22/08

Most Assists

27 vs. Toledo 11/18/09
24 vs. Georgia Southern 12/14/10

Most Blocked Shots

10 vs. Western Illinois 11/22/08
10 vs. Alabama State 11/13/11

Most Steals

15 vs. Arkansas-Pine Bluff 12/22/09
13 at Providence 2/6/07
13 vs. North Carolina State 12/23/06

Most Forced Turnovers

32 vs. North Carolina State 12/23/06
24 vs. Arkansas-Pine Bluff 12/22/08

Fewest Points Allowed

34 vs. Dayton 11/27/10
39 vs. Howard 11/10/06
at West Virginia 1/30/08

Fewest Points Allowed (Half)

14 vs. Alabama State (1st) 11/13/11
15 vs. Dayton (2nd) 11/27/10
15 Western Illinois (1st) 11/22/08
15 vs. Howard (1st) 11/10/06
16 at West Virginia (2nd) 1/30/08
16 vs. Arkansas-Pine Bluff (1st) 12/22/08
16 vs. Cal State Bakersfield (1st) 1/6/10

Lowest FG Percentage Allowed

.200 (12-60) vs. Dayton 11/27/10
.200 (10-50) at West Virginia 1/30/08
.214 (12-56) vs. Howard 11/10/06

Lowest 3-Pt. FG Percentage Allowed

.000 (0-4) vs. Texas Southern 11/18/08
.045 (1-22) at West Virginia 1/30/08
.111 (2-18) at Memphis 12/29/08
.111 (1-9) vs. Rutgers 1/26/11

Biggest Win

45 (99-54) vs. Georgia Southern 12/14/10
37 (94-57) vs. Texas Southern 12/1/09
36 (94-58) vs. St. Francis (PA) 12/23/10
34 (81-47) at Toledo 12/4/10
34 (68-34) vs. Dayton 11/27/10

HEAD COACH MICK CRONIN

THE CRONIN COACHING FILE



UC head coach Mick Cronin

Season	School (Conf.)	Position	Record/Conf.	Postseason (Record)
1996-97	Cincinnati (C-USA)	Video Coordinator		
1997-98	Cincinnati (C-USA)	Assistant Coach	27-6/14-2	NCAA West Regional (1-1)
1998-99	Cincinnati (C-USA)	Assistant Coach	27-6/12-4	NCAA East Regional (1-1)
1999-00	Cincinnati (C-USA)	Assistant Coach	29-4/16-0	NCAA South Regional (1-1)
2000-01	Cincinnati (C-USA)	Assistant Coach	25-10/11-5	NCAA West Regional (2-1)
2001-02	Louisville (C-USA)	Assoc. Head Coach	19-13/8-8	NIT (1-1)
2002-03	Louisville (C-USA)	Assoc. Head Coach	25-7/11-5	NCAA East Reg. (1-1)
2003-04	Murray State (OVC)	Head Coach	28-6/14-2	NCAA Atlanta Reg. (0-1)
2004-05	Murray State (OVC)	Head Coach	17-11/11-5	---
2005-06	Murray State (OVC)	Head Coach	24-7/17-3	NCAA Washington Reg. (0-1)
Murray State Totals		3 years	69-24/42-10	.742/.808
2006-07	Cincinnati (BIG EAST)	Head Coach	11-19/2-14	---
2007-08	Cincinnati (BIG EAST)	Head Coach	13-19/8-10	Col. Basketball Invit. (0-1)
2008-09	Cincinnati (BIG EAST)	Head Coach	18-14/8-10	---
2009-10	Cincinnati (BIG EAST)	Head Coach	19-16/7-11	NIT (1-1)
2010-11	Cincinnati (BIG EAST)	Head Coach	26-9/11-7	NCAA Third Round (1-1)
2011-12	Cincinnati (BIG EAST)	Head Coach	3-2/0-0	
Cincinnati Totals		6 years	90-79/36-52	.533/.409
Career Head Coaching Totals		9 years	159-103/78-62	.607/.577

Since taking the reins of the University of Cincinnati men's basketball program in late March 2006, Mick Cronin has been busy assembling his program piece by piece from the ground up: stressing the importance of academic success, collecting talented recruits, and increasing the Bearcats victory total every season.

After a 2010-11 campaign that saw the Bearcats advance to the NCAA tournament for the first time in six seasons; record their highest win total since the 2002 campaign; achieve their most BIG EAST Conference wins in school history; secure an incoming recruiting class tabbed among the Top 25 in the nation; and receive the prestigious "Public Recognition Award" for their outstanding Academic Progress Rate, followers should be eager for the future of UC basketball.

Over Cronin's five years at Cincinnati, the team has shown improvement each step of the way, becoming the only program in the nation to increase its overall win total each season (11 in 2006-07, 13 in 2007-08, 18 in 2008-09, 19 in 2009-10 and 26 in 2010-11).

A native of the Queen City and 1997 graduate of UC, Cronin long has owned a passion for Cincinnati and the sport of basketball. As a child he used to follow his father, Hep, a highly successful local high school coach, around the gyms throughout the city. When his promising playing career at LaSalle High School was cut short due to a knee injury, Cronin set his sights on coaching. He punched his own ticket coaching varsity and junior varsity high school basketball, spending time as a video coordinator, and then as an assistant coach for the likes of Rick Pitino and Bob Huggins. His hard work and dedication made him one of the nation's top recruiters and one of the most highly sought after coaches when he accepted his first head coaching position in 2003 at Murray State University.

Cronin honed his skills as a head coach for three years at Murray State, compiling a 69-24 record and earning a pair of berths to the NCAA tournament. In his debut season as head coach, Cronin directed the Racers to a school-best 28-6 record,

the Ohio Valley Conference tournament championship, and an NCAA tournament appearance. His 28 wins are the sixth most in NCAA history for a first-year head coach. He earned OVC Coach of the Year honors two seasons later, guiding Murray State to another OVC crown, league tournament crown and NCAA Tournament appearance with a 24-6 overall record and 17-3 conference mark in 2005-06.

During 12 years as an assistant and head coach Cronin built a reputation for his ability to evaluate and recruit top talent. In his stint at UC as an assistant coach from 1997-2001, Cronin made an immediate impact by recruiting several top players, including NBA Draft selections Steve Logan (Golden State); DerMarr Johnson (Atlanta); Pete Mickeal (Dallas); Kenny Satterfield (Dallas); and Jason Maxiell (Detroit). Those players helped build a recruiting base that included two top 5- and a top 10-rated classes over Cronin's final three seasons. His work paid dividends for UC as it compiled a 108-26 record, five C-USA regular-season titles, and a pair of tournament crowns.

Following the 2000-01 season, Cronin became the associate head coach and recruiting coordinator at Louisville, under Rick Pitino. In his very first year, Cronin helped attract a top-10 ranked recruiting class, including Francisco Garcia, who went on to earn 2003 C-USA Freshman of the Year and was eventually drafted by Sacramento. National sports publications took notice ranking Cronin as the top assistant coach in the nation in 2002-03 by Athlon and the top assistant in Conference USA by Lindy's. That same year, The Sporting News named him the top recruiting assistant in the nation and the top assistant in C-USA.

Mick is the second generation of the Cronin family in the coaching ranks. His father compiled more than 400 victories in his high school coaching career and is recently retired from being a Major League Baseball scout for the Atlanta Braves.

Mick Cronin resides in Cincinnati with his five-year old daughter, Samantha.

WHAT THEY'RE SAYING ABOUT CRONIN

"Perhaps it's just the sheer size of the Big East that has prevented the public generally from noticing just how vast Mick Cronin's accomplishments have been at Cincinnati. From starting with not much more than a few basketballs and an empty gym, and playing in a league that routinely is producing No. 1 NCAA seeds and Final Four teams, Mick elevated the Bearcats to 26 victories and an NCAA Tournament berth within five seasons. And he did this with players who've lifted the program's academic rating and graduated from the university. It might be the most underrated coaching performance of the past two decades in college basketball. It's darned near a miracle."

-Mike DeCourcy, Sporting News

"Mick has done an outstanding job in an extremely difficult situation. The odds were against him but he was persistent and got the Bearcats over the hump and into the NCAA tournament where they should be a regular at knocking on that door every March."

-Andy Katz, ESPN

"Mick Cronin has done a tremendous job at Cincinnati. He took over a program that needed a new culture of winning, and he built a solid foundation in the nation's toughest basketball league. He's been disciplined, and has demanded the same from his players. Mick has instilled belief in his players, and after a terrific season last year, the Bearcats should be even better this year. Mick Cronin has worked incredibly hard to lead Cincinnati back to national prominence."

-Jay Bilas, ESPN

"Mick Cronin has done a great rebuilding job at Cincinnati. I love the emotion and passion he brings to the sidelines. Bearcat fans have to be thrilled with what he has done in a relatively short time. Stock up for Mick Cronin, baby!"

-Dick Vitale, ESPN

IMG/CINCINNATI RADIO NETWORK

- ▶ Cincinnati men's basketball can be heard in 38 states and in a third of Canada thanks to a 15-year partnership with ClearChannel and its signature station 700 WLW, which is based in Cincinnati.
- ▶ 700 WLW provides in-depth coverage, live play-by-play and postgame reaction from head coach Mick Cronin. The broadcasts also include a 30-minute pregame show.
- ▶ **Dan Hoard** provides play-by-play alongside color analyst **Chuck Machock**. **Mo Egger** serves as host/engineer.

THE MICK CRONIN RADIO SHOW

- ▶ The Mick Cronin Radio Show will air weekly on 700 WLW from the original Montgomery Inn on Montgomery Road.
- ▶ Coach Cronin is joined weekly by the Voice of the Bearcats, Dan Hoard, color analyst Chuck Machock and UC Director of New Media Tom Gelehrter. The hour-long call-in show provides in-depth analysis of Bearcats basketball.

MICK CRONIN RADIO SHOW SCHEDULE

Day	Date	Time	Station
Thursday	12/8	8 p.m.	700 WLW
Thursday	12/15	8 p.m.	700 WLW
Thursday	12/22	8 p.m.	700 WLW
Wednesday	12/28	8 p.m.	700 WLW
Thursday	1/5	8 p.m.	700 WLW
Thursday	1/12	8 p.m.	700 WLW
Thursday	1/19	8 p.m.	700 WLW
Thursday	1/26	8 p.m.	700 WLW
Monday	1/30	8 p.m.	700 WLW
Monday	2/6	8 p.m.	700 WLW
Monday	2/13	8 p.m.	700 WLW
Monday	2/20	8 p.m.	700 WLW
Monday	2/27	8 p.m.	700 WLW
Monday	3/5	8 p.m.	700 WLW*
Monday	3/12	8 p.m.	700 WLW^
Monday	3/19	8 p.m.	700 WLW^
Monday	3/26	8 p.m.	700 WLW^

* - could be preempted because of travel to BIG EAST

Tournament; ^ - if needed.

BEARCATS SPORTS WEEKLY WITH MICK CRONIN

- ▶ Bearcats Sports Weekly with Mick Cronin, a weekly magazine-formatted show on the University of Cincinnati basketball program airs on FS Ohio beginning Dec. 15 at 6 p.m. ET. UC's Tom Gelehrter serves as host.

SCHEDULE

Day	Date	Time	Note
Thursday	12/15	6 p.m.	check local listings for replay
Thursday	12/22	6 p.m.	check local listings for replay
Thursday	12/29	6 p.m.	check local listings for replay
Thursday	1/5	6 p.m.	check local listings for replay
Thursday	1/12	6 p.m.	check local listings for replay
Thursday	1/19	6 p.m.	check local listings for replay
Thursday	1/26	6 p.m.	check local listings for replay
Thursday	2/2	6 p.m.	check local listings for replay
Thursday	2/9	6 p.m.	check local listings for replay
Thursday	2/16	6 p.m.	check local listings for replay
Thursday	2/23	6 p.m.	check local listings for replay
Thursday	3/1	6 p.m.	check local listings for replay

CRONIN'S RECORD VS. ALL OPPONENTS

School	W-L	Last Meeting	School	W-L	Last Meeting
Alabama State	1-0	2011-12	Ohio	0-1	2006-07
Arkansas-Pine Bluff	1-0	2008-09	Ohio State	0-1	2006-07
Arkansas Tech	1-0	2004-05	Oklahoma	1-0	2010-11
Austin Peay	4-1	2005-06	Pittsburgh	1-7	2010-11
Belmont	0-1	2007-08	Prairie View A&M	1-0	2009-10
Bowling Green	0-1	2007-08	Presbyterian	0-1	2011-12
Bradley	0-1	2007-08	Providence	2-4	2010-11
Cal-Davis	1-0	2004-05	Radford	0-0	--
Campbellsville	1-0	2005-06	Rice	2-0	2005-06
Central Michigan	1-0	2006-07	Rutgers	4-3	2010-11
Charleston Southern	1-0	2008-09	Samford	2-3	2005-06
Chicago State	1-0	2003-04	Savannah State	1-0	2010-11
Cincinnati	0-1	2005-06	Seton Hall	2-3	2010-11
Coastal Carolina	2-0	2008-09	SIU-Edwardsville	2-0	2004-05
Connecticut	2-6	2010-11	Southeast Missouri State	5-2	2005-06
CS Bakersfield	1-0	2009-10	Southern Illinois	1-2	2005-06
Dayton	1-1	2010-11	Southern Miss	1-0	2003-04
Delaware State	2-0	2004-05	South Carolina Upstate	1-0	2007-08
DePaul	4-3	2010-11	South Dakota	1-0	2008-09
Eastern Illinois	5-1	2005-06	St. Francis (Pa.)	1-0	2010-11
Eastern Kentucky	6-1	2008-09	St. John's	4-4	2010-11
Fairfield	1-0	2007-08	St. Mary's (Calif.)	0-1	2004-05
Florida A&M	1-0	2010-11	Syracuse	1-4	2010-11
Florida State	0-1	2008-09	TCU	1-0	2003-04
Georgetown	4-4	2010-11	Temple	1-0	2006-07
Georgetown College	1-0	2003-04	Tennessee	0-1	2005-06
Georgia	0-0	--	Tennessee State	5-1	2005-06
Georgia Southern	1-0	2010-11	Tennessee Tech	3-2	2005-07
Gonzaga	0-1	2009-10	Tennessee-Martin	8-0	2006-07
High Point	1-0	2006-07	Texas A&M-Corpus Christi	1-1	2003-04
Howard	1-0	2006-07	Texas-San Antonio	2-0	2005-06
Illinois	0-1	2003-04	Texas Southern	2-0	2009-10
Illinois-Chicago	1-0	2005-06	Toledo	2-0	2010-11
Illinois State	0-1	2007-08	UAB	1-4	2009-10
IPFW	1-0	2010-11	UNLV	1-0	2008-09
Jacksonville State	6-0	2011-12	USF	4-3	2010-11
Lipscomb	1-0	2009-10	Utah Valley	1-0	2010-11
Louisville	3-4	2010-11	Vanderbilt	1-0	2009-10
Marquette	1-3	2010-11	Villanova	1-4	2010-11
Marshall	0-1	2011-12	Wagner	1-0	2003-04
Maryland	1-0	2009-10	Weber State	1-0	2009-10
Memphis	0-3	2008-09	West Florida	1-0	2003-04
Miami (Ohio)	4-0	2010-11	West Virginia	3-4	2010-11
Mississippi State	1-0	2008-09	Western Carolina	1-0	2007-08
Missouri	1-1	2010-11	Western Illinois	1-0	2008-09
Morehead State	7-0	2005-06	Western Kentucky	1-1	2004-05
Mount St. Mary's	1-0	2010-11	Winthrop	1-0	2009-10
North Carolina	0-1	2005-06	Wofford	0-1	2006-07
North Carolina State	1-1	2007-08	Wright State	1-0	2010-11
Northwestern State	1-0	2011-12	Xavier	2-3	2010-11
Notre Dame	2-5	2010-11			
Oakland	1-0	2006-07			

2011-12 opponents in boldface.

2011-12 NUMERICAL ROSTER

No.	Name	Pos.	Ht.	Wt.	Class	Hometown / Last School
0	Jeremiah Davis III	G	6-3	200	Fr.	Muncie, Ind. / Huntington Prep, W.Va.
1	Cashmere Wright **	G	6-0	175	R-Jr.	Savannah, Ga. / Urban Christian Academy
2	Octavius Ellis	F	6-9	200	Fr.	Memphis, Tenn. / Whitehaven
3	Dion Dixon ***	G	6-3	195	Sr.	Chicago, Ill. / Crane Technical Prep Common
5	Justin Jackson *	F	6-8	210	So.	Cocoa Beach, Fla. / Arlington Country Day
10	Alex Eppensteiner **	G	6-3	210	Jr.	Cincinnati, Ohio / Elder
11	Shaquille Thomas	F	6-7	180	Fr.	Paterson, N.J. / NIA Prep School
13	Cheikh Mbodj	C	6-10	245	Jr.-Tr.	Dakar, Senegal / Grayson County (Texas) College
14	Ge'Lawn Guyn	G	6-1	175	Fr.	Georgetown, Ky. / South Kent Prep (Conn.)
15	Jermaine Sanders	F	6-5	225	Fr.	Far Rockaway, N.Y. / Rice
23	Sean Kilpatrick *	G	6-4	215	R-So.	White Plains, N.Y. / Notre Dame Prep
24	Kelvin Gaines	C	6-10	225	R-Fr.	Ocala, Fla. / Arlington Country Day
34	Yancy Gates ***	F	6-9	260	Sr.	Cincinnati, Ohio / Withrow
44	JaQuon Parker **	G	6-3	210	Jr.	Suffolk, Va. / King's Fork

2011-12 ALPHABETICAL ROSTER

No.	Name	Pos.	Ht.	Wt.	Class	Hometown / Last School
0	Jeremiah Davis III	G	6-3	200	Fr.	Muncie, Ind. / Huntington Prep, W.Va.
3	Dion Dixon ***	G	6-3	195	Sr.	Chicago, Ill. / Crane Technical Prep Common
2	Octavius Ellis	F	6-9	200	Fr.	Memphis, Tenn. / Whitehaven
10	Alex Eppensteiner **	G	6-3	210	Jr.	Cincinnati, Ohio / Elder
24	Kelvin Gaines	C	6-10	225	R-Fr.	Ocala, Fla. / Arlington Country Day
34	Yancy Gates ***	F	6-9	260	Sr.	Cincinnati, Ohio / Withrow
14	Ge'Lawn Guyn	G	6-1	175	Fr.	Georgetown, Ky. / South Kent Prep (Conn.)
5	Justin Jackson *	F	6-8	210	So.	Cocoa Beach, Fla. / Arlington Country Day
23	Sean Kilpatrick *	G	6-4	215	R-So.	White Plains, N.Y. / Notre Dame Prep
13	Cheikh Mbodj	C	6-10	245	Jr.-Tr.	Dakar, Senegal / Grayson County (Texas) College
44	JaQuon Parker **	G	6-3	210	Jr.	Suffolk, Va. / King's Fork
15	Jermaine Sanders	F	6-5	225	Fr.	Far Rockaway, N.Y. / Rice
11	Shaquille Thomas	F	6-7	180	Fr.	Paterson, N.J. / NIA Prep School
1	Cashmere Wright **	G	6-0	175	R-Jr.	Savannah, Ga. / Urban Christian Academy

* - Letters earned at Cincinnati

Head Coach: Mick Cronin (6th season at UC; 9th season overall)

Associate Head Coach: Larry Davis

Assistant Coaches: Darren Savino, George Jackson

Director of Basketball Operations: Drew Seidenberger

Director of Student-Athlete Development: Chris Shumate

Video Coordinator: Jeff Berger

Athletics Trainer: Jeff Carrico

Strength and Conditioning Coach: Dave Andrews

PRONUNCIATION GUIDE

Dion Dixon	DEE-on
Ge'Lawn Guyn	GEE-lawn gwin
Cheikh Mbodj	sheck MOOD-j
Jaquon Parker	JA-kwon

RADIO/TV ROSTER




0 **JEREMIAH DAVIS III**
G » 6-3 » 200 » FRESHMAN
MUNICE, IND.



1 **CASHMERE WRIGHT**
G » 6-0 » 175 » JUNIOR
SAVANNAH, GA.




2 **OCTAVIUS ELLIS**
F » 6-9 » 200 » FRESHMAN
MEMPHIS, TENN.



3 **DION DIXON**
G » 6-3 » 195 » SENIOR
CHICAGO, ILL.



5 **JUSTIN JACKSON**
F » 6-8 » 210 » SOPHOMORE
COCOA BEACH, FLA.




10 **ALEX EPPENSTEINER**
G » 6-3 » 210 » JUNIOR
CINCINNATI, OHIO




11 **SHAQUILLE THOMAS**
F » 6-7 » 180 » FRESHMAN
PATERSON, N.J.



13 **CHEIKH MBODJ**
C » 6-10 » 245 » JUNIOR
DAKAR, SENEGAL



14 **GE'LAWN GUYN**
G » 6-1 » 175 » FRESHMAN
GEORGETOWN, KY.



15 **JERMAINE SANDERS**
F » 6-5 » 225 » FRESHMAN
FAR ROCKAWAY, N.Y.




23 **SEAN KILPATRICK**
G/F » 6-4 » 215 » SOPHOMORE
WHITE PLAINS, N.Y.



24 **KELVIN GAINES**
C » 6-10 » 225 » FRESHMAN
OCALA, FLA.



34 **YANCY GATES**
F » 6-9 » 260 » SENIOR
CINCINNATI, OHIO



44 **JAQUON PARKER**
G » 6-3 » 210 » JUNIOR
SUFFOLK, VA.



MICK CRONIN
HEAD COACH



LARRY DAVIS
ASSOCIATE HEAD COACH



GEORGE JACKSON
ASSISTANT COACH



DARREN SAVINO
ASSISTANT COACH

GAME 1

Alabama State 40
at No. 21/22 Cincinnati 65
 Nov. 13, 2011 • Cincinnati, Ohio
 (Fifth Third Arena)

Senior forward Yancy Gates recorded his 14th career double-double with 15 points and 11 rebounds to lead the University of Cincinnati men's basketball team to a 65-40 win over Alabama State University at Fifth Third Arena.

UC's top four returning scorers – Gates, senior guard Dion Dixon (14 points), sophomore guard Sean Kilpatrick (13) and junior guard Cashmere Wright (10) – each posted double-digit point totals to lead a balanced offensive attack.

Kilpatrick narrowly missed his first double-double after grabbing a career-best nine rebounds.

Cincinnati (1-0) relied on its pressure half-court defense to force Alabama State into 17 turnovers, which were converted into 19 points. Additionally, UC totaled 10 blocks and eight steals while holding the Hornets to a 29 percent field-goal percentage.

The Bearcats went into halftime with a 35-14 lead, the fewest points they've allowed in the first half under head coach Mick Cronin. The previous low during Cronin's tenure was 15 points, which was achieved twice (Nov. 22, 2008 vs. Western Illinois and Nov. 10, 2006 vs. Howard).

Cincinnati quickly jumped out to an 18-2 lead after starting the game with an 8-0 run and, after Alabama State made its first basket, a 10-run.

Alabama State (0-2) was led offensively by senior guard Kenderick Washington, who scored a game-high 18 points.

Alabama State (0-2)

Name	fg-a	3-a	ft-a	o-d-t	pf	tp	a	b	s	m
Page	6-16	0-0	0-0	1-7-8	2	12	1	3	1	0 34
White	1-7	0-4	0-0	0-1-1	2	2	1	2	0	1 38
Brown	0-5	0-2	0-0	1-1-2	4	0	0	1	0	0 22
Middlebrooks	1-3	0-2	0-1	0-0-0	4	2	1	1	0	0 23
Washington	7-16	3-8	1-2	5-3-8	3	18	3	2	0	5 26
Mason	1-3	0-0	0-0	0-2-2	0	2	1	2	0	1 7
Watts	2-10	0-4	0-0	0-1-1	0	4	1	3	0	0 21
Johnson	0-0	0-0	0-0	0-2-2	2	0	0	1	0	0 5
Jefferson	0-2	0-1	0-0	1-3-4	2	0	1	2	0	1 24
TEAM				2-1-3						
Total	18-62	3-21	1-3	10-21-31	19	40	9	17	1	8

Cincinnati (1-0)

Name	fg-a	3-a	ft-a	o-d-t	pf	tp	a	b	s	m
Jackson	2-3	0-1	0-0	0-7-7	0	4	3	1	3	3 29
Gates	6-15	0-0	3-7	2-9-11	3	15	1	1	1	2 32
Wright	4-7	2-5	0-0	0-3-3	1	10	3	4	0	0 25
Dixon	5-12	1-3	3-4	2-0-2	0	14	2	2	1	1 28
Kilpatrick	4-8	0-4	5-5	3-6-9	2	13	1	2	0	1 30
Davis III	0-1	0-1	0-0	0-2-2	0	0	1	4	0	0 11
Ellis	2-2	0-0	2-2	1-1-2	0	6	0	0	2	1 11
Eppensteiner	0-0	0-0	0-0	0-0-0	0	0	0	0	0	0 2
Guyn	1-4	0-2	1-2	0-0-0	1	3	1	1	0	0 14
Sanders	0-1	0-0	0-0	0-0-0	1	0	0	1	0	0 10
Gaines	0-0	0-0	0-0	1-4-5	2	0	0	0	3	0 8
TEAM				0-3-3						
Total	24-53	3-16	14-20	9-35-44	10	65	12	16	10	8

Score by Periods	1st	2nd	Total
Alabama State	14	26	40
Cincinnati	35	30	65

FG%: ASU 29.0, UC 45.3; **3FG%:** ASU 14.3, UC 18.8; **FT%:** ASU 33.3, UC 70.0; **Officials:** Roger Ayers, Tony Crisp, Brent Hampton
Attendance: 4,624

GAME 2

Jacksonville State 59
at No. 20/20 Cincinnati 73
 Nov. 15, 2011 • Cincinnati, Ohio
 (Fifth Third Arena)

Cashmere Wright scored 23 points, Dion Dixon added 20 and Justin Jackson grabbed a career-high nine rebounds as No. 20 Cincinnati defeated Jacksonville State 73-59.

Cincinnati (2-0) shot 61.5 percent (8 for 13) from three-point range and 48.2 percent (27 for 56) overall while dishing out 20 assists.

After Dixon's layup at the 18:25 mark of the second half increased UC's lead to 27 points, Jacksonville State (1-3) fought to get back in the game. A three-pointer from JSU senior forward Stephen Hall with 1:52 left in the game cut UC's lead to 10 points.

The Bearcats went into halftime with a 44-21 advantage thanks in large part to their 7-for-8 shooting from three-point range and crisp ball movement as they distributed 12 assists on their 17 field goals, all while mostly facing a zone defense employed by Jacksonville State.

Jacksonville State (1-2)

Name	fg-a	3-a	ft-a	o-d-t	pf	tp	a	b	s	m
Hall	4-8	2-3	2-2	2-3-5	1	12	0	4	0	1 33
Mafra	0-3	0-0	0-0	0-1-1	2	0	0	1	1	0 17
Walters	1-2	0-1	0-0	0-2-2	0	2	3	0	0	1 19
Leggett	8-15	0-1	0-0	0-4-4	2	16	2	0	0	2 33
Williams	7-15	1-6	1-2	1-2-3	3	16	3	6	0	1 33
White	0-1	0-0	0-0	0-1-1	0	0	0	0	0	0 7
Boggs	0-1	0-0	0-0	0-0-0	0	0	0	0	0	0 2
Rackley	0-5	0-1	0-0	2-0-2	1	0	0	2	0	3 20
Bougher	1-2	0-1	1-2	2-0-2	0	3	0	0	0	1 6
Gaines	1-8	0-1	6-8	5-0-5	1	8	1	0	0	0 21
Cook	1-2	0-0	0-0	1-0-1	1	2	0	0	0	0 9
TEAM				3-3-6						
Total	23-62	3-14	10-14	16-16-32	11	59	9	13	1	9

Cincinnati (2-0)

Name	fg-a	3-a	ft-a	o-d-t	pf	tp	a	b	s	m
Jackson	2-3	0-0	3-5	5-4-9	5	7	3	2	3	2 29
Gates	3-10	1-1	1-1	2-7-9	1	8	4	3	2	0 35
Wright	9-14	2-3	3-4	0-6-6	3	23	4	5	0	2 33
Dixon	7-16	4-8	2-2	3-6-9	0	20	0	5	2	1 40
Kilpatrick	3-7	1-1	2-2	3-0-3	0	9	2	2	0	0 33
Ellis	0-1	0-0	0-0	0-0-0	0	0	1	0	0	1 5
Guyn	0-0	0-0	0-0	0-0-0	3	0	2	2	0	0 5
Sanders	3-4	0-0	0-0	1-0-1	0	6	1	1	0	0 12
Gaines	0-1	0-0	0-0	0-2-2	0	0	0	0	0	2 8
TEAM				0-1-1						
Total	27-56	8-13	11-14	15-25-40	12	73	17	20	9	6

Score by Periods	1st	2nd	Total
Jacksonville State	21	38	59
Cincinnati	44	29	73

FG%: JSU 37.1, UC 48.2; **3FG%:** JSU 21.4, UC 61.5; **FT%:** JSU 71.4, UC 78.6; **Officials:** Gene Steratore, Lamar Simpson, Paul Szelc
Attendance: 4,542

GAME 3

Presbyterian 56
at No. 20/20 Cincinnati 54
 Nov. 19, 2011 • Cincinnati, Ohio
 (Fifth Third Arena)

Khalid Mutakabbir's three-pointer with eight seconds remaining lifted Presbyterian to a 56-54 upset victory over No. 20/20 Cincinnati at Fifth Third Arena.

The Blue Hose rallied from a 15-point second-half deficit, outscoring the Bearcats 24-7 during the game's final 10:11, including a 9-0 run to end the contest.

Mutakabbir led all scorers with 25 points.

Cincinnati's Sean Kilpatrick score 18 of his team-high 19 points in the second half thanks in part to four three-pointers. Yancy Gates added 17 points and eight rebounds for UC.

Presbyterian jumped out to a 12-3 advantage before UC ended the half on 23-9 run. The Bearcats' lead grew to 47-32 on a Kilpatrick three-pointer at 10:11 before the Blue Hose staged the rally.

The loss snapped UC's 20-game regular-season nonconference home win streak.

Presbyterian (3-2)

Name	fg-a	3-a	ft-a	o-d-t	pf	tp	a	b	s	m
Coleman	3-13	0-1	6-8	4-7-11	4	12	0	5	1	1 35
Reynolds	3-4	0-0	1-1	1-1-2	3	7	0	0	0	1 32
Miller	1-5	0-2	0-0	0-1-1	0	2	2	1	0	0 22
Johnson	1-3	1-3	2-2	0-3-3	2	5	0	1	0	0 33
Mutakabbir	11-15	3-5	0-0	2-3-5	2	25	2	1	0	1 40
Clyburn	0-1	0-0	0-0	0-2-2	0	0	0	0	1	0 0 5
Hargrave	1-2	1-1	0-0	0-0-0	0	3	0	0	0	0 5
Truss	0-1	0-0	0-0	0-0-0	1	0	0	0	0	0 2
McTavish	0-0	0-0	0-0	0-0-0	0	0	0	1	0	0 7
Washington	1-2	0-0	0-0	0-3-3	1	2	6	1	0	0 19
TEAM				0-1-1						
Totals	21-46	5-12	9-11	8-20-28	13	56	10	11	1	3

Cincinnati (2-1)

Name	fg-a	3-a	ft-a	o-d-t	pf	tp	a	b	s	m
Jackson	4-8	0-0	1-2	5-4-9	5	9	1	3	2	3 31
Gates	7-16	1-1	2-6	4-4-8	0	17	1	0	2	2 39
Wright	1-8	0-5	0-0	1-1-2	2	2	2	3	0	1 37
Dixon	3-12	1-6	0-0	6-4-10	2	7	2	2	0	0 35
Kilpatrick	7-15	4-6	1-2	1-2-3	1	19	1	0	1	0 37
Guyn	0-1	0-1	0-0	0-1-1	0	0	1	0	0	0 6
Sanders	0-0	0-0	0-0	0-0-0	0	0	0	0	0	0 5
Gaines	0-2	0-0	0-0	1-0-1	2	0	0	1	1	0 10
TEAM				1-2-3						
Totals	22-62	6-19	4-10	19-18-37	12	54	8	9	6	6

Score by Periods	1st	2nd	Total
Presbyterian	19	37	56
Cincinnati	26	28	54

FG%: PC 45.7, UC 35.5; **3FG%:** PC 41.7, UC 31.6; **FT%:** PC 81.8, UC 40.0; **Officials:** Tim Clougherty, Jeff Anderson, Paul Faia
Attendance: 4,960

GAME 4

Northwestern State 43
at Cincinnati 71

Nov. 21, 2011 • Cincinnati, Ohio
(Fifth Third Arena)

Four Cincinnati players scored in double figures led by Yancy Gates, who registered his 15th career double-double with 18 points and 11 rebounds, as the Bearcats cruised past Northwestern State 71-43 at Fifth Third Arena.

Sean Kilpatrick scored 13 points and hit two three-pointers, Dion Dixon added 12 points and Ge'Lawn Guyn netted 10 points for his first career double-digit scoring game.

The Bearcats limited the Demons to 6-of-25 shooting in the first half to build a 31-16 lead at intermission. Dixon scored 11 of his 12 points in the first half while Justin Jackson grabbed seven rebounds before halftime.

A 13-0 run with seven minutes remaining in the game gave UC a 60-33 lead and sealed the victory.

UC shot 54.3 percent in the second half. The Bearcats outrebounded the Demons 44-26 for the game.

Northwestern State (2-3)

Name	fg-a	3-a	ft-a	o-d-t	pf	tp	a	to	b	s	m
Roberson	0-8	0-4	0-0	1-2-3	2	0	0	2	0	1	24
Mosley	2-4	0-0	0-2	1-2-3	4	4	0	2	2	2	24
Davis	4-9	1-2	4-4	0-0-0	1	13	2	1	0	2	31
Jacobs	3-8	1-1	0-2	3-2-5	1	7	1	3	0	3	30
Ellis	2-5	1-2	0-0	2-3-5	1	5	2	2	1	1	21
Washington	0-2	0-0	1-3	1-0-1	1	1	0	0	0	0	4
Robinson	0-2	0-1	0-0	0-0-0	4	0	1	0	0	0	15
Brisco	0-2	0-1	0-0	1-1-2	2	0	0	2	0	2	8
Hulbin	4-11	1-4	4-4	0-1-1	3	13	0	1	0	2	17
Evans	0-0	0-0	0-0	0-0-0	2	0	0	0	0	0	7
Frazier	0-3	0-1	0-0	0-1-1	0	0	0	0	0	0	7
Stewart	0-0	0-0	0-0	0-1-1	1	0	2	3	0	0	12
TEAM				2-2-4							
Totals	15-54	4-16	9-15	11-15-26	22	43	8	16	313		

Cincinnati (3-1)

Name	fg-a	3-a	ft-a	o-d-t	pf	tp	a	to	b	s	m
Jackson	1-5	0-1	1-4	1-6-7	1	3	1	1	3	1	25
Gates	9-14	0-0	0-0	4-7-11	2	18	1	0	1	0	30
Wright	4-5	1-2	0-0	1-2-3	1	9	2	5	0	1	27
Dixon	2-6	0-2	8-10	2-1-3	0	12	1	3	0	2	25
Kilpatrick	5-7	2-3	1-1	3-5-8	0	13	3	3	1	1	31
Davis III	0-1	0-1	0-0	0-2-2	2	0	1	1	0	1	6
Ellis	0-2	0-0	1-2	0-3-3	1	1	0	3	0	0	9
Eppensteiner	0-0	0-0	0-0	0-0-0	0	0	0	0	0	0	1
Mbodj	0-1	0-0	2-4	0-1-1	2	2	0	1	1	0	11
Guyn	3-4	2-2	2-2	0-1-1	2	10	1	1	0	0	19
Sanders	1-1	0-0	1-3	0-1-1	0	3	0	1	0	0	12
Gaines	0-0	0-0	0-2	0-2-2	0	0	0	0	1	0	5
TEAM				1-1-2							
Total	25-46	5-11	16-28	12-32-44	11	71	10	19	7	6	

Score by Periods	1st	2nd	Total
Northwestern State	16	27	43
Cincinnati	31	40	71

FG%: NSU 27.8, UC 54.3; **3FG%:** NSU 25.0, UC 45.5; **FT%:** NSU 60.0, UC 57.1; **Officials:** Ed Hightower, Roger Ayers, Rob Riley
Attendance: 4,505

GAME 5

Marshall 73
at Cincinnati (OT) 69

Nov. 25, 2011 • Cincinnati, Ohio
(Fifth Third Arena)

Marshall scored the first five points in overtime on a DeAndre Kane three-pointer and a jumper by Robert Goff and the Thundering Herd never trailed in the extra period to pull off the 73-69 overtime win at Cincinnati.

The Bearcats rallied from a five-point deficit with 2:05 remaining in regulation and had two shots for the game winner inside the final seconds but came up short. UC trailed 71-69 and had possession of the ball with nine seconds remaining in overtime when Sean Kilpatrick tripped and lost the ball while driving to the basket.

Four Marshall players scored in double figures led by Damier Pitts, who had 19 points with four three-pointers. Dennis Tinnon recorded a double-double with 15 points and 14 rebounds.

Kilpatrick led UC with 19 points on 7-of-14 shooting with a trio of three-pointers. Yancy Gates had 17 points and seven rebounds. Dion Dixon netted 12 points.

Marshall outrebounded UC 43-30.

The Bearcats led 55-48 with 5:59 remaining in regulation when Marshall went on a 13-1 run to grab a 61-56 advantage with 2:05 left.

Marshall (5-0)

Name	fg-a	3-a	ft-a	o-d-t	pf	tp	a	to	b	s	m
Tinnon	6-10	0-0	3-3	6-8-14	2	15	0	2	0	1	40
Goff	4-5	0-0	3-4	3-3-6	3	11	2	2	0	0	32
Pena	1-4	1-2	1-1	1-0-1	1	4	0	0	0	0	19
Pitts	6-16	4-9	3-4	1-3-4	3	19	4	4	0	1	42
Kane	4-16	2-4	2-4	0-2-2	3	12	4	4	0	0	43
Hanner	1-3	0-0	0-0	2-3-5	0	2	0	0	1	0	6
Coleman	1-1	0-0	0-0	1-0-1	2	2	0	0	1	0	12
Johnson	3-6	0-1	1-1	1-2-3	1	7	0	2	0	0	21
Mbao	0-0	0-0	1-2	1-3-4	3	1	0	0	0	0	10
TEAM				1-2-3							
Totals	26-61	7-16	14-19	17-26-43	18	73	10	14	2	2	

Cincinnati (3-2)

Name	fg-a	3-a	ft-a	o-d-t	pf	tp	a	to	b	s	m
Jackson	4-5	0-0	0-0	3-3-6	3	8	1	3	1	2	33
Gates	8-16	0-1	1-2	1-6-7	2	17	0	2	1	0	39
Wright	2-10	0-1	3-4	1-1-2	3	7	10	0	1	4	37
Dixon	4-9	1-4	3-7	2-2-4	2	12	2	1	0	2	41
Kilpatrick	7-14	3-6	2-2	3-2-5	3	19	0	3	0	0	45
Mbodj	1-4	0-0	1-2	1-1-2	3	3	0	0	1	0	19
Guyn	1-1	1-1	0-1	0-0-0	1	3	0	0	0	1	6
Sanders	0-2	0-2	0-1	0-1-1	0	0	0	0	0	0	5
TEAM				0-3-3							
Total	27-61	5-15	10-19	11-19-30	17	69	13	9	4	9	

Score by Periods	1st	2nd	OT	Total
Marshall	30	31	12	73
Cincinnati	29	32	8	69

FG%: MU 42.6, UC 44.3; **3FG%:** MU 43.8, UC 33.3; **FT%:** MU 73.7, UC 52.6; **Officials:** John Cahill, Brian O'Connell, Tony Chiazza
Attendance: 7,021



JEREMIAH DAVIS III

FR • GUARD • 6-3 • 200
 MUNCIE, IND.
 HUNTINGTON PREP (W. VA.)

0

2011-12 Season (Freshman): Produced two rebounds, one assist and one steal vs. Northwestern State (11/21) ... made collegiate debut against Alabama State (11/13), handing out one assist.

Prior to Cincinnati: Averaged 10 points while leading Huntington Prep to a 22-3 overall record and No. 14 national ranking in 2010-11, his lone season at the school ... led Muncie Central High School to a sectional title in 2009-10, averaging a team-best 16.3 points, 5.1 rebounds, 3.8 assists and 2.0 steals ... led Muncie Central to the North Central Conference title ... earned all-NCC accolades ... tabbed the *Star Press* (Muncie) Player of the Year ... rated as a three-star recruit by *Rivals.com* and *Scout.com* ... chose to attend Cincinnati over Indiana, Michigan State and Ball State.

Personal: Jeremiah Davis III ... born Jan. 22, 1993 in Muncie, Ind. ... son of Maria and Jeremiah Davis ... has a brother, Aaron ... majoring in psychology.

DAVIS' SEASON & CAREER HIGHS

Season	Career
0	0
Points	
0	0
3-Pointers Made	
2, 2x (last vs. Northwestern State, 11/21/11)	2, 2x (last vs. Northwestern State, 11/21/11)
Rebounds	
1, 2x (last vs. Northwestern State, 11/21/11)	1, 2x (last vs. Northwestern State, 11/21/11)
Assists	
1 vs. Northwestern State, 11/21/11	1 vs. Northwestern State, 11/21/11
Steals	
0	0
Blocks	
11 vs. Alabama State, 11/13/11	11 vs. Alabama State, 11/13/11
Minutes	

DAVIS' MISCELLANEOUS STATISTICS

Category	2011-12	Career
Double-Figure Scoring Games	0	0
Double-Figure Rebounding Games	0	0
Double-Double Games	0	0
Games Led UC in Scoring	0	0
Games Led UC in Rebounding	0	0
Games Led UC in Assists	0	0
Games With 3+ Assists	0	0
Games With 3+ Blocks	0	0
Games With 3+ Steals	0	0
Games With 3+ Three-Pointers	0	0

2011-12 GAME-BY-GAME STATISTICS

Opponent	Date	gs	min	Total		3-Pointers		Free throws		Rebounds			pf	a	lo	blk	stl	pts	avg	
				fg-fga	pct	3fg-fga	pct	ft-fa	pct	off	def	tot								avg
ALABAMA STATE	11/13/11	11	0-1	.000	0-1	.000	0-0	.000	0	2	2	2.0	0	1	4	0	0	0	0.0	
NORTHWESTERN STATE	11/21/11	6	0-1	.000	0-1	.000	0-0	.000	0	2	2	2.0	2	1	1	0	1	0	0.0	
Totals		0	17	0-2	.000	0-2	.000	0-0	.000	0	4	4	2.0	2	2	5	0	1	0	0.0

Games played: 2
 Minutes/game: 8.5
 FG Pct: 0.0
 3FG Pct: 0.0

Rebounds/game: 2.0
 Assists/game: 1.0
 Turnovers/game: 2.5
 Assist/turnover ratio: 0.4
 Steals/game: 0.5

DAVIS' CAREER STATISTICS - ALL GAMES

Season	gp-gs	min/avg	Total		3-Point		F-Throws		Rebounds				Scoring							
			fg-fga	pct	fg-fga	pct	ft-fa	pct	off	def	tot	avg	pf	fo	ast	to	blk	stl	pts	avg
2011	2-0	17/8.5	0-2	.000	0-2	.000	0-0	.000	0	4	4	2.0	2	0	2	5	0	1	0	0.0
TOTAL	2-0	17/8.5	0-2	.000	0-2	.000	0-0	.000	0	4	4	2.0	2	0	2	5	0	1	0	0.0



CASHMERE WRIGHT

JR • GUARD • 6-0 • 175
SAVANNAH, GA.
URBAN CHRISTIAN ACADEMY

1

2011-12 Season (R-Junior): Distributed season highs of 10 assists and four steals with seven points scored vs. Marshall (11/25) ... had nine points, three rebounds, two assists and one steal vs. Northwestern State (11/21) ... produced two points, two rebounds and two assists vs. Presbyterian (11/19) ... scored game-high 23 points with four assists, two steals and tied career high with six rebounds vs. Jacksonville State (11/15) ... tallied 10 points with two three-pointers and a team-high three assists in season opener against Alabama State (11/13).

2010-11 Season (R-Sophomore): Started 34 of 35 games played, averaging 25.4 minutes ... led the Bearcats in assists (3.9) and steals (1.3) ... handed out four or more assists in 21 games ... led UC in scoring in five games ... posted eight points and six assists vs. eventual national champion Connecticut in NCAA Third Round game (3/19) ... scored 11 points and added game-high seven assists in NCAA Second Round game vs. Missouri (3/17) ... posted 15 points and five assists at Marquette (3/2) ... recorded his first career double-double with 11 points and a career-high 11 assists at Providence (2/19) ... scored a game-high 20 points vs. Louisville (2/16) on 7-of-15 shooting ... tied his career high with 24 points vs. West Virginia (1/29) ... scored 11 points and dished out a game-high five assists vs. USF (1/12) ... produced 15 points, including a career-high five three pointers vs. Utah Valley (12/11) ... scored 11 points, grabbed six rebounds, and passed out three assists vs. Savannah State (11/24).

2009-10 Season (R-Freshman): Was third on the team in assists and steals with 2.0 and 0.7 per game, respectively ... finished seventh in scoring and sixth in assists among BIG EAST freshmen ... scored seven points and tied a season-high with five assists in NIT first-round match-up against Weber State (3/17) ... scored seven points off the bench in BIG EAST Championship first-round game vs. Rutgers (3/9) ... named BIG EAST Rookie of the Week on Feb. 1 ... led UC with a team-high tying 14 points and added a career-high tying five rebounds at USF (2/16) ... made a season-high nine field goals en route to a career-high and a season-high 24 points against Providence (1/30) ... also set career highs in made 3-pointers (3), steals (3), and tied a career high in assists (5) against the Friars ... scored 12 points on 4-of-7 shooting from the floor at Louisville.

2008-09 Season: Redshirted after suffering a season-ending leg injury in preseason workouts.

Prior to Cincinnati: Highly-regarded recruit who was ranked among many of the recruiting services as a Top 100 player ... ranked as the No. 12 recruited point guard in 2007-08 by *Rivals.com* ... attended the NBA Top 100 Camp for the nation's elite basketball players ... was a candidate for the McDonald's All-America team ... averaged 32.3 points, 6.8 assists, and 3.4 rebounds per game over his four years in high school ... also played football in high school.

Personal: Full name is Cashmere A'keem Wright ... born Jan. 9, 1990 in Savannah, Ga. ... son of Gene and Patricia Wright ... has a brother, Antonio Wright ... has a daughter, Aubri Wright ... majoring in criminal justice.

WRIGHT'S SEASON & CAREER HIGHS

Season	Career
23 vs. Jacksonville State, 11/15/11	Points 24, 2x (last vs. West Virginia, 1/29/11)
2, 2x (last 23 vs. Jacksonville State, 11/15/11)	3-Pointers Made 5 vs. Utah Valley, 12/11/10
6 vs. Jacksonville State, 11/15/11	Rebounds 6, 2x (last vs. Jacksonville State, 11/15/11)
10 vs. Marshall, 11/25/11	Assists 11 at Providence, 2/19/11
4 vs. Marshall, 11/25/11	Steals 4, 3x (last vs. Marshall, 11/25/11)
1 vs. Marshall, 11/25/11	Blocks 2 at Miami (Ohio), 12/21/10
37, 2x (last vs. Marshall, 11/25/11)	Minutes 37, 3x (last vs. Marshall, 11/25/11)

WRIGHT'S MISCELLANEOUS STATISTICS

Category	2011-12	Career
Double-Figure Scoring Games	2	23
Double-Figure Rebounding Games	0	0
Double-Double Games	0	1
Games Led UC in Scoring	1	9
Games Led UC in Rebounding	0	0
Games Led UC in Assists	4	38
Games With 3+ Assists	3	43
Games With 3+ Blocks	0	0
Games With 3+ Steals	1	9
Games With 3+ Three-Pointers	0	4

2011-12 GAME-BY-GAME STATISTICS


Opponent	Date	gs	min	Total		3-Pointers		Free throws		Rebounds			Other			pts	avg				
				fg-fga	pct	3fg-fga	pct	ft-fa	pct	off	def	tot	pf	a	blk			stl			
ALABAMA STATE	11/13/11	*	25	4-7	.571	2-5	.400	0-0	.000	0	3	3	3.0	1	3	4	0	10	10.0		
JACKSONVILLE STATE	11/15/11	*	33	9-14	.643	2-3	.667	3-4	.750	0	6	6	4.5	3	4	5	0	2	23	16.5	
PRESBYTERIAN	11/19/11	*	37	1-8	.125	0-5	.000	0-0	.000	1	1	2	3.7	2	2	3	0	1	2	11.7	
NORTHWESTERN STATE	11/21/11	*	27	4-5	.800	1-2	.500	0-0	.000	1	2	3	3.5	1	2	5	0	1	9	11.0	
MARSHALL	11/25/11	*	37	2-10	.200	0-1	.000	3-4	.750	1	1	2	3.2	3	10	0	1	4	7	10.2	
Totals			5	159	20-44	.455	5-16	.313	6-8	.750	3	13	16	3.2	10	21	17	1	8	51	10.2

Games played: 5
Minutes/game: 31.8
Points/game: 10.2
FG Pct: 45.5
3FG Pct: 31.3
FT Pct: 75.0

Rebounds/game: 3.2
Assists/game: 4.2
Turnovers/game: 3.4
Assist/Turnover ratio: 1.2
Steals/game: 1.6
Blocks/game: 0.2

WRIGHT'S CAREER STATISTICS - ALL GAMES

Season	gp-gs	min/avg	Total		3-Point		F-Throws		Rebounds				Scoring							
			fg-fga	pct	fg-fga	pct	ft-fa	pct	off	def	tot	avg	pf	fo	ast	to	blk	stl	pts	avg
2009	34-11	628/18.5	64-180	.356	18-70	.257	38-64	.594	19	49	68	2.0	62	0	69	52	0	25	184	5.4
2010	35-34	889/25.4	98-236	.415	32-91	.352	84-113	.743	10	71	81	2.3	66	0	138	73	2	47	312	8.9
2011	5-5	159/31.8	20-44	.455	5-16	.313	6-8	.750	3	13	16	3.2	10	0	21	17	1	8	51	10.2
TOTAL	74-50	1676/22.6	182-460	.396	55-177	.311	128-185	.692	32	133	165	2.2	138	0	228	142	3	80	547	7.4



OCTAVIUS ELLIS

FR • FORWARD • 6-9 • 200
 MEMPHIS, TENN.
 WHITEHAVEN

2

2011-12 Season (Freshman): Grabbed three boards vs. Northwestern State (11/21) ... Passed for one assist in five minutes vs. Jacksonville State (11/15) ... logged six points, two rebounds and two blocks in 11 minutes in collegiate debut against Alabama State (11/13).

Prior to Cincinnati: Averaged 15 points and 10 rebounds as a senior at Whitehaven High School ... tabbed an all-conference selection, averaging 16.8 points, 7.8 rebounds, 2.2 blocks and 2.1 assists as a junior ... rated as a three-star recruit by *Rivals.com* and *Scout.com* ... chose to attend Cincinnati over Auburn, Mississippi State and Murray State.

Personal: Octavius Todd Ellis ... born March 10, 1993 in Memphis, Tenn. ... son of Jerrell Horne, a former basketball player at the University of Memphis (1993 & 1994) ... cousin of current NBA player Monta Ellis (Golden State) ... guardian is Flossie Ellis ... has two sisters Nissa and Dawn Ellis ... majoring in criminal justice.

ELLIS' SEASON & CAREER HIGHS

Season		Career
6 vs. Alabama State, 11/13/11	Points	6 vs. Alabama State, 11/13/11
0	3-Pointers Made	0
3 vs. Northwestern State, 11/21/11	Rebounds	3 vs. Northwestern State, 11/21/11
1 vs. Jacksonville State, 11/15/11	Assists	0
1, 2x (last vs. Jacksonville State, 11/15/11)	Steals	1, 2x (last vs. Jacksonville State, 11/15/11)
2 vs. Alabama State, 11/13/11	Blocks	2 vs. Alabama State, 11/13/11
11 vs. Alabama State, 11/13/11	Minutes	11 vs. Alabama State, 11/13/11

ELLIS' MISCELLANEOUS STATISTICS

Category	2011-12	Career
Double-Figure Scoring Games	0	0
Double-Figure Rebounding Games	0	0
Double-Double Games	0	0
Games Led UC in Scoring	0	0
Games Led UC in Rebounding	0	0
Games Led UC in Assists	0	0
Games With 3+ Assists	0	0
Games With 3+ Blocks	0	0
Games With 3+ Steals	0	0
Games With 3+ Three-Pointers	0	0

2011-12 GAME-BY-GAME STATISTICS


Opponent	Date	gs	min	Total		3-Pointers		Free throws		Rebounds					pts	avg			
				fg-fga	pct	3fg-fga	pct	ft-fa	pct	off	def	tot	avg	pf			a	to	blk
ALABAMA STATE	11/13/11	11	2.2	1.000	0-0	.000	2-2	1.000	1	1	2	2.0	0	0	0	2	1	6	6.0
JACKSONVILLE STATE	11/15/11	5	0-1	.000	0-0	.000	0-0	.000	0	0	0	1.0	0	1	0	0	1	0	3.0
NORTHWESTERN STATE	11/21/11	9	0-2	.000	0-0	.000	1-2	.500	0	3	3	1.7	1	0	3	0	0	1	2.3
Totals		0	25	2.5	.400	0-0	.000	3-4	.750	1	4	5	1.7	1	3	2	2	7	2.3

Games played: 3
 Minutes/game: 8.3
 Points/game: 2.3
 FG Pct: 40.0
 FT Pct: 75.0

Rebounds/game: 1.7
 Assists/game: 0.3
 Turnovers/game: 1.0
 Assist/turnover ratio: 0.3
 Steals/game: 0.7
 Blocks/game: 0.7

ELLIS' CAREER STATISTICS - ALL GAMES

Season	gp-gs	min/avg	Total		3-Point		F-Throws		Rebounds				Scoring							
			fg-fga	pct	fg-fga	pct	ft-fa	pct	off	def	tot	avg	pf	fo	ast	to	blk	stl	pts	avg
2011	3-0	25/8.3	2-5	.400	0-0	.000	3-4	.750	1	4	5	1.7	1	0	1	3	2	2	7	2.3
TOTAL	3-0	25/8.3	2-5	.400	0-0	.000	3-4	.750	1	4	5	1.7	1	0	1	3	2	2	7	2.3



DION DIXON

SR • GUARD • 6-3 • 195
CHICAGO, ILL.
CRANE TECHNICAL PREP

3

Pronunciation: DEE-on Dixon

2011-12 Season (Senior): Totaled 12 points, four rebounds, two assists and two steals in career-high 41 minutes vs. Marshall (11/25) ... scored 12 points after attempting career-high 10 free throws, making eight vs. Northwestern State (11/21) ... grabbed career-high 10 rebounds and scored seven points vs. Presbyterian (11/19) ... tallied 20 points with nine rebounds and four made three-pointers in career-high 40 minutes vs. Jacksonville State (11/15) ... scored 14 points with two rebounds and two assists vs. Alabama State (11/13).

2010-11 Season (Junior): Started in 30 of 35 games played, averaging 26.8 minutes ... led Bearcats in scoring in nine games ... scored in double figures in 23 games ... totaled five points and two rebounds vs. UConn (3/19) in NCAA Tournament Third Round ... scored 16 points and grabbed six boards vs. Missouri (3/17) in NCAA Tournament Second Round ... had 17 points and three steals at Georgetown (2/23) ... scored 16 points at Providence (2/19) ... scored 18 points after making a career-high six three-point field goals at Syracuse (1/15) ... scored a career-high 23 points and added a season-high seven rebounds at Miami (Ohio) (12/21) ... shot 60 percent from the floor, scoring a game-high 17 points at Toledo, his third consecutive double-digit scoring game ... posted 20 points vs. Dayton (11/27).

2009-10 Season (Sophomore): Was the Bearcats' top reserve, averaging 4.6 points and 2.0 rebounds in 32 games off the bench ... notched first double-figure scoring effort in 10 games with 12 points off the bench vs. Marquette (2/21) ... scored all six points in a key three-minute stretch of the second half to help UC defeat Connecticut (2/13) ... dished out a season-high four assists and tied a career high with two steals in two-point win over No. 10 Connecticut (12/30) ... notched first career double-double with 12 points and a career-high tying 10 rebounds against Vanderbilt (11/23).

2008-09 Season (Freshman): Team's top scorer off the bench averaging 7.3 ppg ... recorded fourth double-figure scoring game in a five-game stretch with a career-high 18 points at Syracuse (3/1) ... scored 10 points for the third straight game on 4-of-5 shooting vs. No. 7/7 Louisville (2/21) ... poured in 10 points at No. 4/4 Pittsburgh (2/14) ... added 10 points off the bench and tied a season-high with five assists vs. St. John's (2/11) ... poured in all of his 10 points in the second half in win over No. 25/23 Georgetown ... tied a then career-high with 14 points on a career-high four 3-pointers at Providence (1/19).

Prior to Cincinnati: Played his prep career at Crane Technical Prep in Chicago ... averaged 21.8 points, 5.6 rebounds, and 2.2 steals per game as a senior ... led the city in scoring ... earned special mention all-state from the Associated Press in 2008 ... named to the honor roll while in school.

Personal: Full name is Diontae Dwayne Dixon ... born Dec. 24, 1989 in Chicago, Ill. ... son of Toni Dixon and Donnie Harris ... has a twin sister D'Anna ... majoring in criminal justice.

DIXON'S SEASON & CAREER HIGHS

Season		Career
20 vs. Jacksonville State, 11/15/11	Points	23 at Miami (Ohio), 12/21/2010
4 vs. Jacksonville State, 11/15/11	3-Pointers Made	6 at Syracuse, 1/15/11
10 vs. Presbyterian, 11/19/11	Rebounds	10 vs. Presbyterian, 11/19/11
2, 3x (last vs. Marshall, 11/25/2011)	Assists	6 vs. Seton Hall, 12/31/10
2, 2x (last vs. Marshall, 11/25/11)	Steals	3, 5x (last at Marquette, 3/2/11)
2 vs. Jacksonville State, 11/15/11	Blocked Shots	2x (last vs. Jacksonville State, 11/15/11)
41 vs. Marshall, 11/25/11	Minutes	41 vs. Marshall, 11/25/11

DIXON'S MISCELLANEOUS STATISTICS

Category	2011-12	Career
Double-Figure Scoring Games	4	43
Double-Figure Rebounding Games	1	3
Double-Double Games	0	1
Games Led UC in Scoring	0	12
Games Led UC in Rebounding	2	6
Games Led UC in Assists	1	13
Games With 3+ Assists	0	20
Games With 3+ Blocks	0	0
Games With 3+ Steals	0	6
Games With 3+ Three-Pointers	1	15

2011-12 GAME-BY-GAME STATISTICS

Opponent	Date	gs	min	Total		3-Pointers		Free throws		Rebounds			pf	a	to	blk	stl	pts	avg		
				fg	fga	pct	3fg	3fga	pct	ft	fta	pct								off	def
ALABAMA STATE	11/13/11	*	28	5-12	417	1-3	333	3-4	750	2	0	2	2	0	2	1	1	14	14.0		
JACKSONVILLE STATE	11/15/11	*	40	7-16	438	4-8	500	2-2	1,000	3	6	9	5	0	0	5	2	1	20	17.0	
PRESBYTERIAN	11/19/11	*	35	3-12	250	1-6	167	0-0	000	6	4	10	7	2	2	0	0	7	13.7		
NORTHWESTERN STATE	11/21/11	*	25	2-6	333	0-2	000	8-10	800	2	1	3	6	0	1	3	0	2	12	13.3	
MARSHALL	11/25/11	*	41	4-9	444	1-4	250	3-7	429	2	2	4	5	6	2	2	1	0	2	12	13.0
Totals			5	169	21-55	.382	7-23	304	16-23	.696	15	13	28	5.6	4	7	13	3	6	65	13.0

Games played: 5
Minutes/game: 33.8
Points/game: 13.0
FG Pct: 38.2
3FG Pct: 30.4
FT Pct: 69.6

Rebounds/game: 5.6
Assists/game: 1.4
Turnovers/game: 2.6
Assist/turnover ratio: 0.5
Steals/game: 1.2
Blocks/game: 0.6

DIXON'S CAREER STATISTICS - ALL GAMES

Season	gp-gs		min/avg		Total		3-Point		F-Throws		Rebounds				Scoring										
	gp	gs	min	avg	fg	fga	pct	fg	fga	pct	ft	fta	pct	off	def	tot	avg	pf	fo	ast	to	blk	stl	pts	avg
2008	32	5	700	21.9	76	207	.367	36	118	.305	46	69	.667	40	59	99	3.1	52	1	44	36	5	16	234	7.3
2009	33	1	522	15.8	54	154	.351	14	65	.215	39	52	.750	28	39	67	2.0	40	0	36	30	2	16	161	4.9
2010	35	30	938	26.8	132	318	.415	48	135	.356	93	122	.762	40	63	103	2.9	44	0	65	44	1	36	405	11.6
2011	5	5	169	33.8	21	55	.382	7	23	.304	16	23	.696	15	13	28	5.6	4	0	7	13	3	6	65	13.0
TOTAL	105	41	2329	22.2	283	734	.386	105	341	.308	194	266	.729	123	174	297	2.8	140	1	152	123	11	74	865	8.2



JUSTIN JACKSON

SO • FORWARD • 6-8 • 210
 COCOA BEACH, FLA.
 ARLINGTON COUNTRY DAY

5

2011-12 Season (Sophomore): Totaled eight points and six rebounds in career-high 33 minutes vs. Marshall (11/25) ... posted seven rebounds, career-best three blocks and three points vs. Northwestern State (11/21) ... scored career-high nine points and secured career-high-tying nine boards vs. Presbyterian (11/19) ... grabbed career-best nine rebounds and tied career highs in minutes (29), blocks (3) and assists (3) vs. Jacksonville State (11/15) ... scored four points with career-high three blocks and tied career highs in rebounds (7), assists (3) and steals (3) vs. Alabama State (11/13).

2010-11 Season (Freshman): Played in 35 games off the bench while averaging 12.9 minutes ... shot 52.7 percent from the field (39-of-74) on the season... scored five or more points in six games ... grabbed four or more rebounds in 14 games ... had four points and two rebounds at Marquette (3/2) ... scored four points with four rebounds vs. Connecticut (2/27) ... posted six points, six rebounds and two blocks at Georgetown (2/23) ... had five points and four rebounds at Providence (2/19) ... had six rebounds, three steals a block and an assist vs. St. John's (2/13) ... tied his career high with eight points and added six rebounds at Pittsburgh (2/5) ... scored a career-high eight points at St. John's (1/22) ... grabbed two rebounds and scored two points at Syracuse (1/15) ... scored three points, passed out an assist, blocked a shot and had two steals vs. USF (1/12) ... scored a career-high seven points and grabbed four rebounds vs. St. Francis (12/23) ... dished out three assists - a season high - and recorded five rebounds against Georgia Southern (12/14) ... posted a career high seven rebounds vs. Dayton (11/27) ... played 26 minutes in his collegiate debut vs. Mount St. Mary's (11/15) and grabbed four rebounds, made two assists and totaled three steals.

High School: Was ranked No. 92 among the *ESPN.com* 100 top recruits ... was the first player signed in the early signing period by UC ... is a power forward with strong defensive and rebounding skills ... played one season with fellow UC freshman Kelvin Gaines at Arlington Country Day in Jacksonville, Fla. ... helped the Apaches to the FHSAA Class 2A finals and a record of 21-6 as a senior ... spent his junior season at Montverde Academy playing for Kevin Sutton where he posted 15.0 points, 12.3 rebounds, and 3.1 blocks per game ... named to the Florida Association of Basketball Coaches (FABC) and Florida Sports Writer's Association (FSWA) State All-Independent teams.

Personal: Full name is Justin LeShayne Jackson ... born Oct. 13, 1990 ... son of Shannan and Larry Jackson ... has two brothers and a sister ... majoring in criminal justice.

JACKSON'S SEASON & CAREER HIGHS

2011-12 Season		Career
9 vs. Presbyterian, 11/19/11	Points	9 vs. Presbyterian, 11/19/11
0	3-Pointers Made	1 vs. St. Francis, 12/23/10
9, 2x (last vs. Presbyterian, 11/19/11)	Rebounds	9, 2x (last vs. Presbyterian, 11/19/11)
3, 2x (last vs. Jacksonville State, 11/15/11)	Assists	3, 3x (last vs. Jacksonville State, 11/15/11)
3, 2x (last vs. Presbyterian, 11/19/11)	Steals	3, 2x (last vs. Presbyterian, 11/19/11)
3, 3x (last vs. Northwestern State, 11/21/11)	Blocked Shots	3, 3x (last vs. Northwestern State, 11/21/11)
33 vs. Marshall, 11/25/11	Minutes	33 vs. Marshall, 11/25/11

JACKSON'S MISCELLANEOUS STATISTICS

Category	2011-12	Career
Double-Figure Scoring Games	0	0
Double-Figure Rebounding Games	0	0
Double-Double Games	0	0
Games Led UC in Scoring	0	0
Games Led UC in Rebounding	1	2
Games Led UC in Assists	0	2
Games With 3+ Assists	2	4
Games With 3+ Blocks	3	3
Games With 3+ Steals	2	4
Games With 3+ Three-Pointers	0	0

2011-12 GAME-BY-GAME STATISTICS


Opponent	Date	gs	min	Total		3-Pointers		Free throws		Rebounds			Other			pts	avg			
				fg-fga	pct	3fg-fga	pct	ft-fa	pct	off	def	tot	avg	pf	a			to	blk	stl
ALABAMA STATE	11/13/11	29	2-3	.667	0-1	.000	0-0	.000	0	7	7	0	3	1	3	3	4	4.0		
JACKSONVILLE STATE	11/15/11	29	2-3	.667	0-0	.000	3-5	.600	5	4	9	8.0	5	3	2	3	7	5.5		
PRESBYTERIAN	11/19/11	31	4-8	.500	0-0	.000	1-2	.500	5	4	9	8.3	5	1	3	2	3	9.7		
NORTHWESTERN STATE	11/21/11	25	1-5	.200	0-1	.000	1-4	.250	1	6	7	8.0	1	1	1	3	1	3.8		
MARSHALL	11/25/11	33	4-5	.800	0-0	.000	0-0	.000	3	3	6	7.6	3	1	3	1	2	8.2		
Totals		5	147	13-24	.542	0-2	0.000	5-11	.455	14	24	38	7.6	14	9	10	12	11	31	6.2

Games played: 5
 Minutes/game: 29.4
 Points/game: 6.2
 FG Pct: 54.2
 3FG Pct: 0.0
 FT Pct: 45.5

Rebounds/game: 7.6
 Assists/game: 1.8
 Turnovers/game: 2.0
 Assist/turnover ratio: 0.9
 Steals/game: 2.2
 Blocks/game: 2.4

JACKSON'S CAREER STATISTICS - ALL GAMES

Season	gp-gs	min/avg	Total		3-Point		F-Throws		Rebounds				Scoring							
			fg-fga	pct	fg-fga	pct	ft-fa	pct	off	def	tot	avg	pf	fo	ast	to	blk	stl	pts	avg
2010	35-0	452/12.9	39-74	.527	1-3	.333	10-33	.303	30	58	88	2.5	71	2	24	36	18	26	89	2.5
2011	5-5	147/29.4	13-24	.542	0-2	.000	5-11	.455	14	24	38	7.6	14	2	9	10	12	11	31	6.2
TOTAL	40-5	599/15.0	52-98	.531	1-5	.200	15-44	.341	44	82	126	3.2	85	4	33	46	30	37	120	3.0



ALEX EPPENSTEINER

JR • GUARD • 6-3 • 210
CINCINNATI, OHIO
ELDER

10

2011-12 Season (Junior): Entered game in final minute vs. Northwestern State (11/21) ... saw two minutes of action vs. Alabama State (11/13).

2010-11 Season (Sophomore): Played in seven games without a start, averaging 1.4 minutes ... connected on his first-career field goal and tied his career high of two points vs. Georgetown (3/5) ... played two minutes vs. St. Francis (12/23) and recorded his first-career steal ... scored first collegiate basket against Georgia Southern (12/14) in season-high three minutes played ... played one minute at Toledo ... saw first action of season against Dayton (11/27).

2009-10 Season (Freshman): Saw first action since Jan. 6 in first-round NIT match-up against Weber State (3/17) ... dished out a season-high two assists on Dec. 1 against Texas Southern ... made collegiate debut in win over Toledo (11/18).

Prior to Cincinnati: Two-year letterwinner at Elder High School ... averaged 14.0 points and led Elder in free throw percentage and blocked shots during senior season ... coached by Joe Schoenfeld ... helped 2008 squad to an 18-5 overall record.

Personal: Full name is Alex Joseph Eppensteiner ... born Dec. 26, 1990 ... son of Janis and John Eppensteiner ... has two brothers and one sister ... majoring in business.

EPPENSTEINER'S SEASON & CAREER HIGHS

2011-12 Season	Career
0	Points 2, 2x (last vs. Georgetown, 3/5/11)
0	3-Pointers Made
0	Rebounds
0	Assists 2 vs. Texas Southern, 12/1/09
0	Steals 1 vs. St. Francis, 12/23/2010
0	Blocked Shots
2 vs. Alabama State, 11/13/2011	Minutes 5 vs. Texas Southern, 12/1/09

EPPENSTEINER'S MISCELLANEOUS STATISTICS

Category	2011-12	Career
Double-Figure Scoring Games	0	0
Double-Figure Rebounding Games	0	0
Double-Double Games	0	0
Games Led UC in Scoring	0	0
Games Led UC in Rebounding	0	0
Games Led UC in Assists	0	0
Games With 3+ Assists	0	0
Games With 3+ Blocks	0	0
Games With 3+ Steals	0	0
Games With 3+ Three-Pointers	0	0

2011-12 GAME-BY-GAME STATISTICS

Opponent	Date	gs	min	Total		3-Pointers		Free throws		Rebounds			pf	a	t/o	blk	stl	pts	avg
				fg-fga	pct	3fg-fga	pct	ft-fa	pct	off	def	tot							
ALABAMA STATE	11/13/11	2	0-0	.000	0-0	.000	0-0	.000	0	0	0	0	0	0	0	0	0	0	0.0
NORTHWESTERN STATE	11/21/11	0	0-0	.000	0-0	.000	0-0	.000	0	0	0	0	0	0	0	0	0	0	0.0
Totals		0	2	0-0	.000	0-0	.000	0-0	.000	0	0	0	0	0	0	0	0	0	0.0

Games played: 2
Minutes/game: 1.0

EPPENSTEINER'S CAREER STATISTICS - ALL GAMES

Season	gp-gs	min/avg	Total		3-Point		F-Throws		Rebounds				Scoring							
			fg-fga	pct	fg-fga	pct	ft-fa	pct	off	def	tot	avg	pf	fo	ast	to	blk	stl	pts	avg
2009	6-0	10/1.7	0-3	.000	0-1	.000	0-2	.000	0	0	0	0.0	1	0	2	1	0	0	0	0.0
2010	7-0	10/1.4	1-2	.500	0-0	.000	2-2	1.000	0	0	0	0.0	0	0	0	0	0	1	4	0.6
2011	2-0	2/1.0	0-0	.000	0-0	.000	0-0	.000	0	0	0	0.0	0	0	0	0	0	0	0	0.0
TOTAL	15-0	22/1.5	1-5	.200	0-1	.000	2-4	.500	0	0	0	0.0	1	0	2	1	0	1	4	0.3



CHEIKH MBODJ

JR-TR • CENTER • 6-10 • 245
 DAKAR, SENEGAL
 GRAYSON COUNTY (TEXAS) COLLEGE

13

Pronunciation: sheck MOOD-j

2011-12 Season (Junior): Scored three points and grabbed two rebounds vs. Marshall (11/25) ... made UC debut vs. Northwestern State (11/21) and totaled two points, one rebound and one block in 11 minutes.

Prior to Cincinnati: Earned 2011 NJCAA All-America honorable mention selection and tabbed 2011 North Texas Junior College Athletic Association co-player of the year ... averaged a team-leading 14.6 points, 7.3 rebounds and 2.2 blocks for Grayson who posted a 20-11 mark ... ranked No. 24 in the NJCAA Division I statistical rankings in blocks per game ... shot 50.8 percent from the field (152-of-299) ... listed as a three-star prospect by Rivals.com ... chose to attend Cincinnati over San Diego State.

Personal: Cheikh Tidiane Mbodj ... born Aug. 1, 1987 in Dakar, Senegal ... son of Asta Khaly Welle and Ousmane Mbodj ... has two brothers: Yerim and Massaer and four sisters: Ndeye, Fatou, Aminata and Fanta ... majoring in general studies.

MBODJ'S SEASON & CAREER HIGHS

Season		Career
3 vs. Marshall, 11/25/11	Points	3 vs. Marshall, 11/25/11
0	3-Pointers Made	0
2 vs. Marshall, 11/25/11	Rebounds	2 vs. Marshall, 11/25/11
0	Assists	0
0	Steals	0
1, 2x (last vs. Marshall, 11/25/11)	Blocks	1, 2x (last vs. Marshall, 11/25/11)
19 vs. Marshall, 11/25/11	Minutes	19 vs. Marshall, 11/25/11

MBODJ'S MISCELLANEOUS STATISTICS

Category	2011-12	Career
Double-Figure Scoring Games	0	0
Double-Figure Rebounding Games	0	0
Double-Double Games	0	0
Games Led UC in Scoring	0	0
Games Led UC in Rebounding	0	0
Games Led UC in Assists	0	0
Games With 3+ Assists	0	0
Games With 3+ Blocks	0	0
Games With 3+ Steals	0	0
Games With 3+ Three-Pointers	0	0

2011-12 GAME-BY-GAME STATISTICS


Opponent	Date	gs	min	Total		3-Pointers		Free throws		Rebounds			pf	a	tlo	blk	stl	pts	avg	
				fg-fga	pct	3fg-fga	pct	ft-fa	pct	off	def	tot								avg
NORTHWESTERN STATE	11/21/11	11	0-1	.000	0-0	.000	2-4	.500	0	1	1	1.0	2	0	1	1	0	2	2.0	
MARSHALL	11/25/11	19	1-4	.250	0-0	.000	1-2	.500	1	1	2	1.5	3	0	0	1	0	3	2.5	
Totals		0	30	1-5	.200	0-0	.000	3-6	.500	1	2	3	1.5	5	0	1	2	0	5	2.5

Games played: 2
 Minutes/game: 15.0
 Points/game: 2.5
 FG Pct: 20.0
 FT Pct: 50.0

Rebounds/game: 1.5
 Turnovers/game: 0.5
 Blocks/game: 1.0

MBODJ'S CAREER STATISTICS - ALL GAMES

Season	gp-gs	min/avg	Total		3-Point		F-Throws		Rebounds				Scoring							
			fg-fga	pct	fg-fga	pct	ft-fa	pct	off	def	tot	avg	pf	fo	ast	to	blk	stl	pts	avg
2011	2-0	30/15.0	1-5	.200	0-0	.000	3-6	.500	1	2	3	1.5	5	0	0	1	2	0	5	2.5
TOTAL	2-0	30/15.0	1-5	.200	0-0	.000	3-6	.500	1	2	3	1.5	5	0	0	1	2	0	5	2.5



GE'LAWN GUYN

FR • GUARD • 6-1 • 175
 GEORGETOWN, KY.
 SOUTH KENT PREP (CONN.)

14

Pronunciation: GEE-lawn Gwin

2011-12 Season (Freshman): Posted three points and one steal in six minutes vs. Marshall (11/25) ... recorded first career double-digit point total with 10 vs. Northwestern State (11/21) ... totaled one assist and one rebound vs. Presbyterian (11/19) ... had two assists in five minutes vs. Jacksonville State (11/15) ... scored three points and dished out one assist vs. Alabama State (11/13).

Prior to Cincinnati: Averaged 16 points, six rebounds and nine assists during his one season at South Kent Prep (2010-11) ... averaged nearly 16 points as a senior while helping Scott County High School (Ky.) to a 30-8 record and the state championship semifinals (2009-10) ... ranked among the Top 50 shooting guards in the nation by *Scout.com* ... listed as a three-star prospect by *Scout.com* and *Rivals.com* ... chose to attend Cincinnati over Baylor, Dayton, Iowa State, Providence, Rutgers and South Florida.

Personal: Ge'Lawn Rakeem Guyn ... born November 24, 1990 in Lexington, Ky. ... son of Rebecca and George Guyn ... has five brothers: Algernon Aderson, General Guyn, Elishawn Guyn, Octavier Guyn and Jameal Withrow and a sister, Tereka Guyn ... majoring in criminal justice.

GUYN'S SEASON & CAREER HIGHS

Season		Career
10 vs. Northwestern State, 11/21/11	Points	10 vs. Northwestern State, 11/21/11
2 vs. Northwestern State, 11/21/11	3-Pointers Made	2 vs. Northwestern State, 11/21/11
1, 2x (last vs. Northwestern State, 11/21/11)	Rebounds	1, 2x (last vs. Northwestern State, 11/21/11)
2 vs. Jacksonville State, 11/15/11	Assists	2 vs. Jacksonville State, 11/15/11
1 vs. Marshall, 11/25/11	Steals	1 vs. Marshall, 11/25/11
0	Blocks	0
19 vs. Northwestern State, 11/21/11	Minutes	19 vs. Northwestern State, 11/21/11

GUYN'S MISCELLANEOUS STATISTICS

Category	2011-12	Career
Double-Figure Scoring Games	1	1
Double-Figure Rebounding Games	0	0
Double-Double Games	0	0
Games Led UC in Scoring	0	0
Games Led UC in Rebounding	0	0
Games Led UC in Assists	0	0
Games With 3+ Assists	0	0
Games With 3+ Blocks	0	0
Games With 3+ Steals	0	0
Games With 3+ Three-Pointers	0	0

2011-12 GAME-BY-GAME STATISTICS

Opponent	Date	gs	min	Total		3-Pointers		Free throws		Rebounds			pf	a	lo	blk	stl	pts	avg	
				fg-fga	pct	3fg-fga	pct	ft-fa	pct	off	def	tot								avg
ALABAMA STATE	11/13/11	14	1-4	250	0-2	.000	1-2	500	0	0	0	0	0	1	1	0	0	3	3.0	
JACKSONVILLE STATE	11/15/11	5	0-0	.000	0-0	.000	0-0	.000	0	0	0	0	0	3	2	2	0	0	1.5	
PRESBYTERIAN	11/19/11	6	0-1	.000	0-1	.000	0-0	.000	0	1	1	0	3	0	1	0	0	0	1.0	
NORTHWESTERN STATE	11/21/11	19	3-4	.750	2-2	1.000	2-2	1.000	0	1	1	0	5	2	1	1	0	10	3.3	
MARSHALL	11/25/11	6	1-1	1.000	1-1	1.000	0-1	.000	0	0	0	0	4	1	0	0	1	3	3.2	
Totals		0	50	5-10	.500	3-6	.500	3-5	.600	0	2	2	0.4	7	5	4	0	1	16	3.2

Games played: 5
 Minutes/game: 10.0
 Points/game: 3.2
 FG Pct: 50.0
 3FG Pct: 50.0
 FT Pct: 60.0

Rebounds/game: 0.4
 Assists/game: 1.0
 Turnovers/game: 0.8
 Assist/turnover ratio: 1.3
 Steals/game: 0.2

GUYN'S CAREER STATISTICS - ALL GAMES

Season	gp-gs	min/avg	Total		3-Point		F-Throws		Rebounds				Scoring							
			fg-fga	pct	fg-fga	pct	ft-fa	pct	off	def	tot	avg	pf	fo	ast	to	blk	stl	pts	avg
2011	5-0	50/10.0	5-10	.500	3-6	.500	3-5	.600	0	2	2	0.4	7	0	5	4	0	1	16	3.2
TOTAL	5-0	50/10.0	5-10	.500	3-6	.500	3-5	.600	0	2	2	0.4	7	0	5	4	0	1	16	3.2



JERMAINE SANDERS

FR • FORWARD • 6-5 • 225
 FAR ROCKAWAY, N.Y.
 RICE HIGH SCHOOL

15

2011-12 Season (Freshman): Grabbed one rebounds in five minutes of action vs. Marshall (11/25) ... scored three points with one rebounds vs. Northwestern State (11/21) ... played five minutes vs. Presbyterian (11/19) ... recorded six points with one assist in 12 minutes vs. Jacksonville State (11/15) ... played 10 minutes vs. Alabama State (11/13).

Prior to Cincinnati: Named 2011 All-Manhattan Boys Basketball Player of the Year by the New York Post ... named first-team All-New York ... averaged a team-high 18.1 points for Rice High School, leading the team to the CHSAA Class 2A intersectional final ... named a four-start prospect by Rivals.com and Scout.com ... tabbed the nation's 25th-best small forward by Scout.com ... tabbed the 131st-best player overall nationally by Rivals.com ... chose to attend Cincinnati over Maryland, Pittsburgh, St. John's and Villanova.

Personal: Jermaine Jameek Sanders ... born Sept. 4, 1992 in Far Rockaway, N.Y. ... son of Lisa Stallings and Jermaine Sanders ... has one brother, Jaquan ... majoring in criminal justice.

SANDERS' SEASON & CAREER HIGHS

Season		Career
6 vs. Jacksonville State, 11/15/11	Points	6 vs. Jacksonville State, 11/15/11
0	3-Pointers Made	0
1, 3x (last vs. Marshall, 11/25/11)	Rebounds	1, 3x (last vs. Marshall, 11/25/11)
1 vs. Jacksonville State, 11/15/11	Assists	1 vs. Jacksonville State, 11/15/11
0	Steals	0
0	Blocks	0
12 vs. Jacksonville State, 11/15/11	Minutes	12 vs. Jacksonville State, 11/15/11

SANDERS' MISCELLANEOUS STATISTICS

Category	2011-12	Career
Double-Figure Scoring Games	0	0
Double-Figure Rebounding Games	0	0
Double-Double Games	0	0
Games Led UC in Scoring	0	0
Games Led UC in Rebounding	0	0
Games Led UC in Assists	0	0
Games With 3+ Assists	0	0
Games With 3+ Blocks	0	0
Games With 3+ Steals	0	0
Games With 3+ Three-Pointers	0	0

2011-12 GAME-BY-GAME STATISTICS

Opponent	Date	gs	min	Total		3-Pointers		Free throws		Rebounds			pf	a	to	blk	stl	pts	avg
				fg-fga	pct	3fg-fga	pct	ft-fa	pct	off	def	tot							
ALABAMA STATE	11/13/11	10	0-1	.000	0-0	.000	0-0	.000	0	0	0	0	0	0	0	0	0	0	0.0
JACKSONVILLE STATE	11/15/11	12	3-4	.750	0-0	.000	0-0	.000	1	0	1	0.5	0	1	1	0	0	6	3.0
PRESBYTERIAN	11/19/11	5	0-0	.000	0-0	.000	0-0	.000	0	0	0	0.3	0	0	0	0	0	0	2.0
NORTHWESTERN STATE	11/21/11	12	1-1	1.000	0-0	.000	1-3	.333	0	1	1	0.5	0	0	1	0	0	3	2.3
MARSHALL	11/25/11	5	0-2	.000	0-2	.000	0-1	.000	0	1	1	0.6	0	0	0	0	0	0	1.8
Totals		0	44	4-8	.500	0-2	.000	1-4	.250	1	2	3	0.6	1	1	3	0	9	1.8

Games played: 5
 Minutes/game: 8.8
 Points/game: 1.8
 FG Pct: 50.0
 3FG Pct: 0.0
 FT Pct: 25.0

Rebounds/game: 0.6
 Assists/game: 0.2
 Turnovers/game: 0.6
 Assist/turnover ratio: 0.3

SANDERS' CAREER STATISTICS - ALL GAMES

Season	gp-gs	min/avg	Total		3-Point		F-Throws		Rebounds				Scoring							
			fg-fga	pct	fg-fga	pct	ft-fa	pct	off	def	tot	avg	pf	fo	ast	to	blk	stl	pts	avg
2011	5-0	44/8.8	4-8	.500	0-2	.000	1-4	.250	1	2	3	0.6	1	0	1	3	0	0	9	1.8
TOTAL	5-0	44/8.8	4-8	.500	0-2	.000	1-4	.250	1	2	3	0.6	1	0	1	3	0	0	9	1.8



SEAN KILPATRICK

R-50 • GUARD/FORWARD • 6-4 • 215
 WHITE PLAINS, N.Y.
 NOTRE DAME PREP (MASS.)

23

2010-11 BIG EAST All-Rookie Team
BIG EAST Rookie of the Week (11/22/10 and 2/14/11)

2011-12 Season (Sophomore): Scored team-high 19 points and grabbed five boards in career-high 45 minutes of playing time vs. Marshall (11/25) ... dished out a game-high three assists and scored 13 points with eight rebounds, one steal and one block vs. Northwestern State (11/21) ... scored team-high 19 points and made four three-pointers vs. Presbyterian (11/19) ... posted nine points with three rebounds and two assists vs. Jacksonville State (11/15) ... totaled 13 points and career highs in rebounds (9) and minutes (30) vs. Alabama State (11/13).

2010-11 Season (Freshman): Played in 35 games with one start, averaging 20.6 minutes ... led UC with a .377 three-point shooting percentage (46-of-122) ... ranked second on the team in three-pointers made (46), third in scoring (9.7 points) and fourth in assists (5.2) ... led the Bearcats in scoring in nine games ... scored in double figures in 17 games ... grabbed four or more rebounds in 13 games ... made 38.7 percent of his three-point attempts (24-of-62) during BIG EAST play -- 13th-best in the league ... scored 13 points and grabbed three rebounds vs. Georgetown (3/5) ... recorded 11 points with seven rebounds vs. Connecticut (2/27) ... put up 18 points vs. Louisville (2/16) ... scored a team-high 19 points with a career-high five assists at DePaul (2/8) ... scored 16 points at Notre Dame (1/19) ... scored a game-high 18 points on 6-for-10 shooting, including 4-for-5 from three-point range vs. USF (1/12) ... scored 11 points and grabbed three rebounds at Villanova (1/9) ... scored a game-high 14 points in 18 minutes of action vs. Seton Hall (12/31) ... started first game of career and scored a game-high 21 points vs. St. Francis (12/23) ... recorded a career-high in points (26), three-pointers (5) and minutes (28) against Wright State (12/1), shooting a perfect 5-for-5 from long range ... posted game-high 21 points in his collegiate debut vs. Mount St. Mary's ... first UC freshman to score in double figures in his debut since Yancy Gates in 2008-09.

2009-10 Season: Redshirted.

Prior to Cincinnati: Averaged 28.4 points, 7.0 rebounds, and 6.0 assists over four-year prep career at White Plains High School ... finished as the leading scorer in White Plains High School history ... a candidate for the McDonald's High School All-American Game ... participated in the Jordan Classic ... a three-time all-state, all-section, all-league, and all-county selection ... helped Notre Dame Prep to a 100-69 win over Apex (N.J.) in the 2009 Big Apple Invitational and was named the game's MVP with 21 points, seven assists, and four steals ... was coached by Ryan Hurd at Notre Dame Prep ... helped ND Prep to Top 10 ranking.

Personal: Full name is Sean Redell Kilpatrick ... born January 6, 1990 in Yonkers, New York ... son of Regina Williams and Sean Kilpatrick, Sr. ... has one brother and one sister ... majoring in exploratory studies.

KILPATRICK'S SEASON & CAREER HIGHS

2011-12 Season		Career
19, 2x (last vs. Marshall, 11/25/11)	Points	26 vs. Wright State, 12/1/10
4 vs. Presbyterian, 11/19/11	3-Pointers Made	5 vs. Wright State, 12/1/10
9 vs. Alabama State, 11/13/11	Rebounds	9 vs. Alabama State, 11/13/2011
3 vs. Northwestern State, 11/21/11	Assists	5, at DePaul, 2/8/11
1 vs. Alabama State, 11/13/2011	Steals	3 at Villanova 1/9/11
1, 2x (last vs. Northwestern State, 11/21/11)	Blocked Shots	4x (last vs. Northwestern State, 11/21/11)
45 vs. Marshall, 11/25/11	Minutes	45 vs. Marshall, 11/25/11

KILPATRICK'S MISCELLANEOUS STATISTICS

Category	2011-12	Career
Double-Figure Scoring Games	4	21
Double-Figure Rebounding Games	0	0
Double-Double Games	0	0
Games Led UC in Scoring	2	11
Games Led UC in Rebounding	0	1
Games Led UC in Assists	1	5
Games With 3+ Assists	1	9
Games With 3+ Blocks	0	0
Games With 3+ Steals	0	1
Games With 3+ Three-Pointers	2	8

2011-12 GAME-BY-GAME STATISTICS


Opponent	Date	gs	min	Total		3-Pointers		Free throws		Rebounds			pf	a	blk	stl	pts	avg		
				fg-fga	pct	3fg-fga	pct	ft-fa	pct	off	def	tot							avg	
ALABAMA STATE	11/13/11	*	30	4-8	.500	0-4	.000	5-5	1.000	3	6	9	9.0	2	1	2	0	1	13	13.0
JACKSONVILLE STATE	11/15/11	*	33	3-7	.429	1-1	1.000	2-2	1.000	3	0	3	6.0	0	2	2	0	0	9	11.0
PRESBYTERIAN	11/19/11	*	37	7-15	.467	4-6	.667	1-2	.500	1	2	3	5.0	1	1	0	1	0	19	13.7
NORTHWESTERN STATE	11/21/11	*	31	5-7	.714	2-3	.667	1-1	1.000	3	5	8	5.8	0	3	3	1	1	13	13.5
MARSHALL	11/25/11	*	45	7-14	.500	3-6	.500	2-2	1.000	3	2	5	5.6	3	0	3	0	0	19	14.6
Totals			5	176	26-51	.510	10-20	.500	11-12	.917	13	15	28	5.6	6	7	10	2	73	14.6

Games played: 5
 Minutes/game: 35.2
 Points/game: 14.6
 FG Pct: 51.0
 3FG Pct: 50.0
 FT Pct: 91.7

Rebounds/game: 5.6
 Assists/game: 1.4
 Turnovers/game: 2.0
 Assist/turnover ratio: 0.7
 Steals/game: 0.4
 Blocks/game: 0.4

KILPATRICK'S CAREER STATISTICS - ALL GAMES

Season	gp-gs	min/avg	Total		3-Point		F-Throws		Rebounds				Scoring							
			fg-fga	pct	fg-fga	pct	ft-fa	pct	off	def	tot	avg	pf	fo	ast	to	blk	stl	pts	avg
2010	35-1	720/20.6	114-261	.437	46-122	.377	65-90	.722	42	69	111	3.2	45	0	52	43	2	27	339	9.7
2011	5-5	176/35.2	26-51	.510	10-20	.500	11-12	.917	13	15	28	5.6	6	0	7	10	2	2	73	14.6
TOTAL	40-6	896/22.4	140-312	.449	56-142	.394	76-102	.745	55	84	139	3.5	51	0	59	53	4	29	412	10.3



KELVIN GAINES

R-FR • CENTER • 6-10 • 225
 OCALA, FLA.
 ARLINGTON COUNTRY DAY

24

2011-12 Season (R-Freshman): In five minutes of action, grabbed one rebound and blocked one shot vs. Northwestern State (11/21) ... recorded one rebound and one block vs. Presbyterian (11/19) ... had two rebounds and two blocks vs. Jacksonville State (11/15) ... grabbed five rebounds and blocked three shots in eight minutes of action vs. Alabama State (11/13).

Summer 2011: Toured Belgium, Germany and London as part of the Global Sports Academy team during August ... played a total of five games against international competition -- two contests in Brussels, Belgium; and one each in Cologne, Germany; Dusseldorf, Germany and Antwerp, Belgium ... averaged seven points and nine rebounds during the trip.

2010-11 at Cincinnati: Redshirted season.

Prior to Cincinnati: Transferred to Arlington Country Day in Jacksonville, Fla., for his senior campaign and teamed up with fellow UC teammate Justin Jackson ... helped the Apaches to the FHSAA Class 2A finals and a record of 21-6 as a senior ... averaged 10.1 points, 9.9 rebounds, and 6.2 blocks in 2008-09 playing for Jason Neblett at Heat Academy in Martinsville, Va. ... team finished the season with a record of 50-8 and was ranked as high as No. 12 in the national prep school polls.

Personal: Full name is Kelvin Ivia Gaines ... born Jan. 11, 1991 ... son of Lawrence and Jackie Stewart ... has two brothers and two sisters ... majoring in criminal justice.

GAINES' SEASON & CAREER HIGHS

Season		Career
0	Points	0
0	3-Pointers Made	0
5 vs. Alabama State, 11/13/11	Rebounds	5 vs. Alabama State, 11/13/11
0	Assists	0
0	Steals	0
3 vs. Alabama State, 11/13/11	Blocks	3 vs. Alabama State, 11/13/11
10 vs. Presbyterian, 11/19/11	Minutes	10 vs. Presbyterian, 11/19/11

GAINES' MISCELLANEOUS STATISTICS

Category	2011-12	Career
Double-Figure Scoring Games	0	0
Double-Figure Rebounding Games	0	0
Double-Double Games	0	0
Games Led UC in Scoring	0	0
Games Led UC in Rebounding	0	0
Games Led UC in Assists	0	0
Games With 3+ Assists	0	0
Games With 3+ Blocks	1	1
Games With 3+ Steals	0	0
Games With 3+ Three-Pointers	0	0

2011-12 GAME-BY-GAME STATISTICS

Opponent	Date	gs	min	Total		3-Pointers		Free throws		Rebounds			pf	a	b	blk	stl	pts	avg
				fg	fga	pct	3fg	3fga	pct	ft	fta	pct							
ALABAMA STATE	11/13/11	8	0-0	.000	0-0	.000	0-0	.000	1	4	5	5.0	2	0	0	3	0	0	0.0
JACKSONVILLE STATE	11/15/11	8	0-1	.000	0-0	.000	0-0	.000	0	2	2	3.5	0	0	0	2	0	0	0.0
PRESBYTERIAN	11/19/11	10	0-2	.000	0-0	.000	0-0	.000	1	0	1	2.7	2	0	1	1	0	0	0.0
NORTHWESTERN STATE	11/21/11	5	0-0	.000	0-0	.000	0-2	.000	0	2	2	2.5	0	0	0	1	0	0	0.0
Totals		0	31	0-3	.000	0-0	.000	0-2	.000	2	8	10	2.5	4	0	1	7	0	0.0

Games played: 4
 Minutes/game: 7.8
 FG Pct: 0.0
 FT Pct: 0.0
 Rebounds/game: 2.5
 Turnovers/game: 0.3
 Blocks/game: 1.8

GAINES' CAREER STATISTICS - ALL GAMES

Season	gp-gs	min/avg	Total		3-Point		F-Throws		Rebounds				Scoring									
			fg	fga	pct	fg	fga	pct	ft	fta	pct	off	def	tot	avg	pf	fo	ast	to	blk	stl	pts
2011	4-0	31/7.8	0-3	.000	0-0	.000	0-2	.000	2	8	10	2.5	4	0	0	1	7	0	0	0	0	0.0
TOTAL	4-0	31/7.8	0-3	.000	0-0	.000	0-2	.000	2	8	10	2.5	4	0	0	1	7	0	0	0	0	0.0



YANCY GATES

SR • FORWARD • 6-9 • 260
CINCINNATI, OHIO
WITHROW

34

Preseason Second-Team All-BIG EAST selection (league's coaches)
Member of 1,000-point club (27th place - 1,182 points)

2011-12 Season (Senior): Recorded 17 points with seven rebounds and one block vs. Marshall (11/25) ... produced 15th career double-double with game highs of 18 points and 11 rebounds vs. Northwestern State (11/21) ... scored 17 points with eight rebounds, two blocks and two steals vs. Presbyterian (11/19) ... totaled nine rebounds, eight points, a career-high-tying four assists and two blocks vs. Jacksonville State (11/15) ... recorded double-double with 15 points and 11 rebounds vs. Alabama State (11/13).

2010-11 Season (Junior): Played in 34 games with 28 starts, averaging a team-high 27.8 minutes ... ranked among the BIG EAST leaders (all games) in rebounding (10th - 6.9), field goal percentage (eighth - .511) and blocks (14th - 1.26) ... led the Bearcats in five categories: scoring average (11.9), rebounds (6.9), blocks (1.5), field goals made (162) and field goal shooting percentage (.511) ... posted a team-high seven double-doubles ... sparked UC's late season run, averaging 15.8 points and 8.1 rebounds while shooting 59.3 percent from the field (51-of-86) and 69.8 percent from the foul line (37-of-53) over the team's final nine games ... scored in double figures in 24 games and grabbed six or more rebounds in 23 games ... led UC in scoring in eight games and rebounding in 18 games ... posted 11 points and six rebounds against Connecticut in the third round of NCAA Tournament ... registered 18 points and 11 rebounds against Missouri in the second round of the NCAA Tournament ... posted 21 points and eight rebounds at Providence (2/19) ... scored game-winning three-point play with eight seconds to go at St. John's (1/22) and finished with team highs in points (13) and rebounds (8) ... recorded double-double with 22 points and a career-high-tying 14 rebounds, while adding two blocks, two assists and one steal vs. Xavier (1/6) ... scored 18 points and set a career high with four steals in 20 minutes of play vs. St. Francis (12/23).

2009-10 Season (Sophomore): Ranked 15th in the conference in field goal percentage (.522) and was 12th in offensive rebounds (2.5) in overall games ... ranked fourth in field goal percentage (.570) and was tied for 15th in offensive rebounds in conference-only play ... finished first on the team in rebounding (5.9) and was third in scoring (10.4) ... after coming off the bench during the middle portion of the league schedule, he started the final seven games of the year, including all five postseason games ... scored in double figures in all three BIG EAST Championship games, including 16 points and five rebounds in second round against Louisville (3/9) ... scored 23 points on 11-of-15 shooting and added eight boards in win over DePaul (2/24) ... notched double-double with 16 points and a career-high 14 rebounds against No. 23 Pittsburgh (1/4) ... named to the EA Sports Maui Invitational All-Tournament team.

2008-09 Season (Freshman): Named to BIG EAST All-Rookie squad ... ranked 10th in offensive rebounds (2.8) ... ranked 12th in BIG EAST-only play in offensive rebounds (2.47) ... grabbed nine rebounds against Seton Hall (3/7) ... collected double-double with 22 points on 9-of-11 shooting to go with 11 rebounds vs. West Virginia (2/26) scored 21 points on 8-of-11 shooting vs. St. John's (2/11) and added six rebounds ... named BIG EAST Rookie of the Week for second time on Feb. 9 after averaging 13.0 ppg and 7.5 rpg in wins over Notre Dame and Georgetown ... scored 10 points in BIG EAST debut at Marquette (1/4), his fifth double-figure

GATES' SEASON & CAREER HIGHS

2011-12 Season	Career
18 vs. Northwestern State, 11/21/11	Points 25 vs. USF, 3/9/11
1, 2x (last vs. Presbyterian, 11/19/11)	3-Pointers Made 2, vs. Missouri, 3/17/11
11, 2x (last vs. Northwestern State, 11/21/11)	Rebounds 14, 2x (last vs. Xavier, 1/6/11)
4 vs. Jacksonville State, 11/15/11	Assists 4, 2x (last vs. Jacksonville State, 11/15/2011)
2, 2x (last vs. Presbyterian, 11/19/11)	Steals 4 vs. St. Francis, 12/23/10
2, 2x (last vs. Presbyterian, 11/19/11)	Blocked Shots 4, 3x (last vs. FAMU, 11/22/10)
39, 2x (last vs. Marshall, 11/25/11)	Minutes 40 at Xavier, 12/13/09

GATES' MISCELLANEOUS STATISTICS

Category	2011-12	Career
Double-Figure Scoring Games	3	67
Double-Figure Rebounding Games	2	16
Double-Double Games	2	15
Games Led UC in Scoring	2	25
Games Led UC in Rebounding	3	45
Games Led UC in Assists	1	3
Games With 3+ Assists	1	8
Games With 3+ Blocks	0	10
Games With 3+ Steals	0	3
Games With 3+ Three-Pointers	0	0

2011-12 GAME-BY-GAME STATISTICS

Opponent	Date	gs	min	Total		3-Pointers		Free throws		Rebounds			pf	a	blk	stl	pts	avg			
				fg-fga	pct	3fg-fga	pct	ft-fa	pct	off	def	tot							avg		
ALABAMA STATE	11/13/11	*	32	6-15	.400	0-0	.000	3-7	.429	2	9	11	11.0	3	1	1	2	15	15.0		
JACKSONVILLE STATE	11/15/11	*	35	3-10	.300	1-1	1.000	1-1	1.000	2	7	9	10.0	1	4	3	2	0	8	11.5	
PRESBYTERIAN	11/19/11	*	39	7-16	.438	1-1	1.000	2-6	.333	4	4	8	9.3	0	1	0	2	17	13.3		
NORTHWESTERN STATE	11/21/11	*	30	9-14	.643	0-0	.000	0-0	.000	4	7	11	9.8	2	1	0	1	0	18	14.5	
MARSHALL	11/25/11	*	39	8-16	.500	0-1	.000	1-2	.500	1	6	7	9.2	2	0	2	1	0	17	15.0	
Totals			5	175	33-71	.465	2-3	.667	7-16	.438	13	33	46	9.2	8	7	6	7	4	75	15.0

Games played: 5
Minutes/game: 35.0
Points/game: 15.0
FG Pct: 46.5
3FG Pct: 66.7
FT Pct: 43.8
Rebounds/game: 9.2
Assists/game: 1.4
Turnovers/game: 1.2
Assist/turnover ratio: 1.2
Steals/game: 0.8
Blocks/game: 1.4


scoring game in the last six contests ... named BIG EAST Rookie of the Week on Dec. 22 after averaging 15.7 ppg and 8.0 rpg in wins over Charleston Southern (12/15), Mississippi State (12/18), and Eastern Kentucky (12/20) ... registered first career double-double with 16 points and 11 rebounds in collegiate debut vs. South Dakota (11/16), becoming the first freshman to record a double-double in first collegiate game since Dontonio Wingfield (1994-95).

Prior to Cincinnati: Played his final two years of high school at Withrow, posting a combined record of 40-10 after transferring from Hughes ... was coached at Withrow by Walt McBride and led the team to back-to-back district championships ... was a McDonald's All-America nominee ... four-year varsity starter ... earned fourth-team *Parade Magazine* All-America honors ... 2008 Associated Press Division I Player of the Year ... was the Southwest Ohio Player of the Year as a junior and senior ... averaged a double-double his last two years of high school posting 21.2 points and 10.5 rebounds per game as a senior and 19.0 points and 10.0 rebounds as a junior ... earned first-team All-Ohio accolades his final season after earning second-team status as a junior.

Personal: Full name is Yancy Deringer Gates ... born Oct. 15, 1989 in Cincinnati ... son of Phyllis Bryant and Tony Dees ... majoring in criminal justice.

GATES' CAREER STATISTICS - ALL GAMES

Season	gp-gs		Total		3-Point		F-Throws		Rebounds				Scoring											
	gp	gs	fg-fga	pct	fg-fga	pct	ft-fa	pct	off	def	tot	avg	pf	fo	ast	to	blk	stl	pts	avg				
2008	32	18	785	24.5	145	303	.479	1-5	.200	48	82	.585	90	105	195	6.1	75	0	14	41	32	15	339	10.6
2009	35	24	892	25.5	155	297	.522	0-2	.000	53	90	.589	88	120	208	5.9	85	0	30	48	30	20	363	10.4
2010	34	28	944	27.8	162	317	.511	4-14	.286	77	133	.579	74	162	236	6.9	75	2	42	44	43	27	405	11.9
2011	5	5	175	35.0	33	71	.465	2-3	.667	7	16	.438	13	33	46	9.2	8	0	7	6	7	4	75	15.0
TOTAL	106	75	2796	26.4	495	988	.501	7-24	.292	185	321	.576	265	420	685	6.5	243	2	93	139	112	66	1182	11.2



JAQUON PARKER

JR • GUARD • 6-3 • 210
 SUFFOLK, VA.
 KING'S FORK

44

Pronunciation: JA-kwon Parker

2011-12 Season (Junior):

2010-11 Season (Sophomore): Played in 23 games with one start, averaging 8.5 minutes ... scored four or more points in four games and grabbed three or more rebounds in five games ... scored two points against Connecticut in the third round of the NCAA Tournament ... started first game of season vs. St. Francis (12/23) and produced career-high six assists, tied career high with two steals, scored five points and grabbed eight rebounds ... scored a season-high six points, pulled down four rebounds and dished out two assists against Georgia Southern (12/14).

2009-10 Season (Freshman): Transitioned from playing shooting guard in high school to playing the point for UC ... finished second on the team in three-point shooting percentage, knocking down 36.2 percent (17-of-47) ... poured in 13 points, including a career-high tying three 3-pointers, vs. Rutgers (3/9) in the opening round of the BIG EAST Championship ... collected season highs in points (15), assists (5), field goals made (6), and minutes (35) in first career BIG EAST start against USF (1/20) ... registered first career double-figure point performance with 10 points against Texas Southern (12/1) in 23 minutes.

Prior to Cincinnati: Led King's Fork High School to a 31-3 record and a state championship during senior season ... coached by Joshua Worrell ... was the 2009 AAA State Player of the Year in Virginia ... received Regional and District Player of the Year accolades his senior season ... holds school record for points (581), rebounds (242), and free throws made (153) in a season.

Personal: Full name is Jaquon Louis Parker ... born March 29, 1990 in Suffolk, Virginia ... son of Gwinn Parker and Jociba Rodgers ... has three brothers and two sisters ... major is exploratory studies.

PARKER'S SEASON & CAREER HIGHS

2011-12 Season		Career
0	Points	15 vs. USF, 1/20/10
0	3-Pointers Made	3, 2x (last vs. Rutgers, 3/9/10)
0	Rebounds	9 vs. Louisville, 3/10/10
0	Assists	6 vs. St. Francis, 12/23/10
0	Steals	2, 2x (last vs. St. Francis, 12/23/10)
0	Blocked Shots	1, twice (last vs. Dayton, 11/27/10)
0	Minutes	35 vs. USF, 1/20/10

PARKER'S MISCELLANEOUS STATISTICS

Category	2011-12	Career
Double-Figure Scoring Games	0	3
Double-Figure Rebounding Games	0	0
Double-Double Games	0	0
Games Led UC in Scoring	0	1
Games Led UC in Rebounding	0	2
Games Led UC in Assists	0	5
Games With 3+ Assists	0	5
Games With 3+ Blocks	0	0
Games With 3+ Steals	0	0
Games With 3+ Three-Pointers	0	4

2011-12 GAME-BY-GAME STATISTICS

PARKER'S CAREER STATISTICS - ALL GAMES

Season	gp-gs	min/avg	Total		3-Point		F-Throws		Rebounds				Scoring							
			fg-fga	pct	fg-fga	pct	ft-fta	pct	off	def	tot	avg	pf	fo	ast	to	blk	stl	pts	avg
2009	26-8	342/13.2	37-82	.451	17-47	.362	20-33	.606	21	52	73	2.8	22	0	26	19	1	9	111	4.3
2010	23-1	196/8.5	9-49	.184	3-20	.150	14-24	.583	12	28	40	1.7	10	0	18	13	1	5	35	1.5
TOTAL	49-9	538/11.0	46-131	.351	20-67	.299	34-57	.596	33	80	113	2.3	32	0	44	32	2	14	146	3.0

2011-12 Cincinnati Men's Basketball
Cincinnati Combined Team Statistics (as of Nov 26, 2011)
All games

RECORD:	OVERALL	HOME	AWAY	NEUTRAL
ALL GAMES	3-2	3-2	0-0	0-0
CONFERENCE	0-0	0-0	0-0	0-0
NON-CONFERENCE	3-2	3-2	0-0	0-0

#	Player	gp-gs	min	avg	Total		3-Point		F-Throw		Rebounds				pf	dq	a	to	blk	stl	pts	avg
					fg-fga	fg%	3fg-fga	3fg%	ft-fta	ft%	off	def	tot	avg								
34	GATES, Yancy	5-5	175	35.0	33-71	.465	2-3	.667	7-16	.438	13	33	46	9.2	8	0	7	6	7	4	75	15.0
23	KILPATRICK, Sean	5-5	176	35.2	26-51	.510	10-20	.500	11-12	.917	13	15	28	5.6	6	0	7	10	2	2	73	14.6
03	DIXON, Dion	5-5	169	33.8	21-55	.382	7-23	.304	16-23	.696	15	13	28	5.6	4	0	7	13	3	6	65	13.0
01	WRIGHT, Cashmere	5-5	159	31.8	20-44	.455	5-16	.313	6-8	.750	3	13	16	3.2	10	0	21	17	1	8	51	10.2
05	JACKSON, Justin	5-5	147	29.4	13-24	.542	0-2	.000	5-11	.455	14	24	38	7.6	14	2	9	10	12	11	31	6.2
14	GUYN, Ge'Lawn	5-0	50	10.0	5-10	.500	3-6	.500	3-5	.600	0	2	2	0.4	7	0	5	4	0	1	16	3.2
13	MBODJ, Cheikh	2-0	30	15.0	1-5	.200	0-0	.000	3-6	.500	1	2	3	1.5	5	0	0	1	2	0	5	2.5
02	ELLIS, Octavius	3-0	25	8.3	2-5	.400	0-0	.000	3-4	.750	1	4	5	1.7	1	0	1	3	2	2	7	2.3
15	SANDERS, Jermaine	5-0	44	8.8	4-8	.500	0-2	.000	1-4	.250	1	2	3	0.6	1	0	1	3	0	0	9	1.8
00	DAVIS III, Jeremiah	2-0	17	8.5	0-2	.000	0-2	.000	0-0	.000	0	4	4	2.0	2	0	2	5	0	1	0	0.0
24	GAINES, Kelvin	4-0	31	7.8	0-3	.000	0-0	.000	0-2	.000	2	8	10	2.5	4	0	0	1	7	0	0	0.0
10	EPPENSTEINER, Alex	2-0	2	1.0	0-0	.000	0-0	.000	0-0	.000	0	0	0	0.0	0	0	0	0	0	0	0	0.0
Team											3	9	12									
Total.....		5	1025		125-278	.450	27-74	.365	55-91	.604	66	129	195	39.0	62	2	60	73	36	35	332	66.4
Opponents.....		5	1025		103-285	.361	22-79	.278	43-62	.694	62	98	160	32.0	83	-	46	71	8	35	271	54.2

TEAM STATISTICS	CIN	OPP	Date	Opponent	Score	Att.
SCORING	332	271	11/13/11	ALABAMA STATE	W 65-40	4624
Points per game	66.4	54.2	11/15/11	JACKSONVILLE STATE	W 73-59	4542
Scoring margin	+12.2	-	11/19/11	PRESBYTERIAN	L 54-56	4960
FIELD GOALS-ATT	125-278	103-285	11/21/11	NORTHWESTERN STATE	W 71-43	4505
Field goal pct	.450	.361	11/25/11	MARSHALL	Lot 69-73	7021
3 POINT FG-ATT	27-74	22-79	* - Conference game			
3-point FG pct	.365	.278				
3-pt FG made per game	5.4	4.4				
FREE THROWS-ATT	55-91	43-62				
Free throw pct	.604	.694				
F-Throws made per game	11.0	8.6				
REBOUNDS	195	160				
Rebounds per game	39.0	32.0				
Rebounding margin	+7.0	-				
ASSISTS	60	46				
Assists per game	12.0	9.2				
TURNOVERS	73	71				
Turnovers per game	14.6	14.2				
Turnover margin	-0.4	-				
Assist/turnover ratio	0.8	0.6				
STEALS	35	35				
Steals per game	7.0	7.0				
BLOCKS	36	8				
Blocks per game	7.2	1.6				
ATTENDANCE	25652	0				
Home games-Avg/Game	5-5130	0-0				
Neutral site-Avg/Game	-	0-0				

Score by Periods	1st	2nd	OT	Totals
Cincinnati	165	159	8	332
Opponents	100	159	12	271

2011-12 Cincinnati Men's Basketball
Cincinnati Team Game-by-Game Comparison (as of Nov 26, 2011)
All games

Opponent	1st	2nd	Score	Mar	Total FG	FG Pct	3-Pointers	3FG Pct	Free Throws	FT Pct	Rebounds	Assist	T/Over	Block	Steal	Fouls
ALABAMA STATE	35/14	30/26	65-40	+25	24-53/18-62	.453/.290	3-16/3-21	.188/.143	14-20/1-3	.700/.333	44/31 +13	12/9	16/17	10/1	8/8	10/19
JACKSONVILLE STATE	44/21	29/38	73-59	+14	27-56/23-62	.482/.371	8-13/3-14	.615/.214	11-14/10-14	.786/.714	40/32 +8	17/9	20/13	9/1	6/9	12/11
PRESBYTERIAN	26/19	28/37	54-56	(2)	22-62/21-46	.355/.457	6-19/5-12	.316/.417	4-10/9-11	.400/.818	37/28 +9	8/10	9/11	6/1	6/3	12/13
NORTHWESTERN STATE	31/16	40/27	71-43	+28	25-46/15-54	.543/.278	5-11/4-16	.455/.250	16-28/9-15	.571/.600	44/26 +18	10/8	19/16	7/3	6/13	11/22
MARSHALL	29/30	32/31	69-73	(4)	27-61/26-61	.443/.426	5-15/7-16	.333/.438	10-19/14-19	.526/.737	30/43 (13)	13/10	9/14	4/2	9/2	17/18

Note: Game totals are displayed in the format TEAM/OPPONENT for each category

2011-12 Cincinnati Men's Basketball
Cincinnati Season/Career Statistics (as of Nov 26, 2011)
All games

SEASON STATISTICS

CAREER STATISTICS

SUMMARY	gp-gs	min/g	fg%	3fg%	ft%	r/g	a/g	stl	blk	pts/g	gp-gs	min/g	fg%	3fg%	ft%	r/g	a/g	stl	blk	pts/g
GATES, Yancy	5-5	35.0	.465	.667	.438	9.2	1.4	4	7	15.0	106-75	26.4	.501	.292	.576	6.5	0.9	66	112	11.2
KILPATRICK, Sean	5-5	35.2	.510	.500	.917	5.6	1.4	2	2	14.6	40-6	22.4	.449	.394	.745	3.5	1.5	29	4	10.3
DIXON, Dion	5-5	33.8	.382	.304	.696	5.6	1.4	6	3	13.0	105-41	22.2	.386	.308	.729	2.8	1.4	74	11	8.2
WRIGHT, Cashmere	5-5	31.8	.455	.313	.750	3.2	4.2	8	1	10.2	74-50	22.6	.396	.311	.692	2.2	3.1	80	3	7.4
JACKSON, Justin	5-5	29.4	.542	.000	.455	7.6	1.8	11	12	6.2	40-5	15.0	.531	.200	.341	3.2	0.8	37	30	3.0
GUYN, Ge'Lawn	5-0	10.0	.500	.500	.600	0.4	1.0	1	0	3.2	5-0	10.0	.500	.500	.600	0.4	1.0	1	0	3.2
MBODJ, Cheikh	2-0	15.0	.200	.000	.500	1.5	0.0	0	2	2.5	2-0	15.0	.200	.000	.500	1.5	0.0	0	2	2.5
ELLIS, Octavius	3-0	8.3	.400	.000	.750	1.7	0.3	2	2	2.3	3-0	8.3	.400	.000	.750	1.7	0.3	2	2	2.3
SANDERS, Jermaine	5-0	8.8	.500	.000	.250	0.6	0.2	0	0	1.8	5-0	8.8	.500	.000	.250	0.6	0.2	0	0	1.8
DAVIS III, Jeremiah	2-0	8.5	.000	.000	.000	2.0	1.0	1	0	0.0	2-0	8.5	.000	.000	.000	2.0	1.0	1	0	0.0
GAINES, Kelvin	4-0	7.8	.000	.000	.000	2.5	0.0	0	7	0.0	4-0	7.8	.000	.000	.000	2.5	0.0	0	7	0.0
EPPENSTEINER, Alex	2-0	1.0	.000	.000	.000	0.0	0.0	0	0	0.0	15-0	1.5	.200	.000	.500	0.0	0.1	1	0	0.3

SCORING	fg-fga	fg%	3fg-fga	3fg%	ft-fta	ft%	pts	pts/g	fg-fga	fg%	3fg-fga	3fg%	ft-fta	ft%	pts	pts/g
GATES, Yancy	33-71	.465	2-3	.667	7-16	.438	75	15.0	495-988	.501	7-24	.292	185-321	.576	1182	11.2
KILPATRICK, Sean	26-51	.510	10-20	.500	11-12	.917	73	14.6	140-312	.449	56-142	.394	76-102	.745	412	10.3
DIXON, Dion	21-55	.382	7-23	.304	16-23	.696	65	13.0	283-734	.386	105-341	.308	194-266	.729	865	8.2
WRIGHT, Cashmere	20-44	.455	5-16	.313	6-8	.750	51	10.2	182-460	.396	55-177	.311	128-185	.692	547	7.4
JACKSON, Justin	13-24	.542	0-2	.000	5-11	.455	31	6.2	52-98	.531	1-5	.200	15-44	.341	120	3.0
GUYN, Ge'Lawn	5-10	.500	3-6	.500	3-5	.600	16	3.2	5-10	.500	3-6	.500	3-5	.600	16	3.2
MBODJ, Cheikh	1-5	.200	0-0	.000	3-6	.500	5	2.5	1-5	.200	0-0	.000	3-6	.500	5	2.5
ELLIS, Octavius	2-5	.400	0-0	.000	3-4	.750	7	2.3	2-5	.400	0-0	.000	3-4	.750	7	2.3
SANDERS, Jermaine	4-8	.500	0-2	.000	1-4	.250	9	1.8	4-8	.500	0-2	.000	1-4	.250	9	1.8
DAVIS III, Jeremiah	0-2	.000	0-2	.000	0-0	.000	0	0.0	0-2	.000	0-2	.000	0-0	.000	0	0.0
GAINES, Kelvin	0-3	.000	0-0	.000	0-2	.000	0	0.0	0-3	.000	0-0	.000	0-2	.000	0	0.0
EPPENSTEINER, Alex	0-0	.000	0-0	.000	0-0	.000	0	0.0	1-5	.200	0-1	.000	2-4	.500	4	0.3

TOTALS	o-reb	d-reb	t-reb	pf	fo	ast	to	a/to	o-reb	d-reb	t-reb	pf	fo	ast	to	a/to
GATES, Yancy	13	33	46	8	0	7	6	1.2	265	420	685	243	2	93	139	0.7
KILPATRICK, Sean	13	15	28	6	0	7	10	0.7	55	84	139	51	0	59	53	1.1
DIXON, Dion	15	13	28	4	0	7	13	0.5	123	174	297	140	1	152	123	1.2
WRIGHT, Cashmere	3	13	16	10	0	21	17	1.2	32	133	165	138	0	228	142	1.6
JACKSON, Justin	14	24	38	14	2	9	10	0.9	44	82	126	85	4	33	46	0.7
GUYN, Ge'Lawn	0	2	2	7	0	5	4	1.3	0	2	2	7	0	5	4	1.3
MBODJ, Cheikh	1	2	3	5	0	0	1	0.0	1	2	3	5	0	0	1	0.0
ELLIS, Octavius	1	4	5	1	0	1	3	0.3	1	4	5	1	0	1	3	0.3
SANDERS, Jermaine	1	2	3	1	0	1	3	0.3	1	2	3	1	0	1	3	0.3
DAVIS III, Jeremiah	0	4	4	2	0	2	5	0.4	0	4	4	2	0	2	5	0.4
GAINES, Kelvin	2	8	10	4	0	0	1	0.0	2	8	10	4	0	0	1	0.0
EPPENSTEINER, Alex	0	0	0	0	0	0	0	0.0	0	0	0	1	0	2	1	2.0

2011-12 Cincinnati Men's Basketball
Cincinnati Team High/Low Analysis (as of Nov 26, 2011)
All games

Cincinnati - TEAM GAME HIGHS

POINTS	73	JACKSONVILLE STATE (11/15/11)
	71	NORTHWESTERN STATE (11/21/11)
	69	MARSHALL (11/25/11)
	65	ALABAMA STATE (11/13/11)
	54	PRESBYTERIAN (11/19/11)
FIELD GOALS MADE	27	MARSHALL (11/25/11)
	27	JACKSONVILLE STATE (11/15/11)
FIELD GOAL ATTEMPTS	62	PRESBYTERIAN (11/19/11)
	61	MARSHALL (11/25/11)
FIELD GOAL PERCENTAGE	.543 (25-46)	NORTHWESTERN STATE (11/21/11)
	.482 (27-56)	JACKSONVILLE STATE (11/15/11)
3 PT FIELD GOALS MADE	8	JACKSONVILLE STATE (11/15/11)
	6	PRESBYTERIAN (11/19/11)
3 PT FG ATTEMPTS	19	PRESBYTERIAN (11/19/11)
	16	ALABAMA STATE (11/13/11)
3 PT FG PERCENTAGE	.615 (8-13)	JACKSONVILLE STATE (11/15/11)
	.455 (5-11)	NORTHWESTERN STATE (11/21/11)
FREE THROWS MADE	16	NORTHWESTERN STATE (11/21/11)
	14	ALABAMA STATE (11/13/11)
FREE THROW ATTEMPTS	28	NORTHWESTERN STATE (11/21/11)
	20	ALABAMA STATE (11/13/11)
FREE THROW PERCENTAGE	.786 (11-14)	JACKSONVILLE STATE (11/15/11)
	.700 (14-20)	ALABAMA STATE (11/13/11)
REBOUNDS	44	NORTHWESTERN STATE (11/21/11)
	44	ALABAMA STATE (11/13/11)
ASSISTS	17	JACKSONVILLE STATE (11/15/11)
	13	MARSHALL (11/25/11)
STEALS	9	MARSHALL (11/25/11)
	8	ALABAMA STATE (11/13/11)
BLOCKED SHOTS	10	ALABAMA STATE (11/13/11)
	9	JACKSONVILLE STATE (11/15/11)
TURNOVERS	20	JACKSONVILLE STATE (11/15/11)
	19	NORTHWESTERN STATE (11/21/11)
FOULS	17	MARSHALL (11/25/11)
	12	PRESBYTERIAN (11/19/11)
	12	JACKSONVILLE STATE (11/15/11)

2011-12 Cincinnati Men's Basketball
Cincinnati High/Low Analysis (as of Nov 26, 2011)
All games

Opponent - GAME HIGHS

POINTS	73		MARSHALL (11/25/11)
	59		JACKSONVILLE STATE (11/15/11)
	56		PRESBYTERIAN (11/19/11)
	43		NORTHWESTERN STATE (11/21/11)
	40		ALABAMA STATE (11/13/11)
FIELD GOALS MADE	26		MARSHALL (11/25/11)
	23		JACKSONVILLE STATE (11/15/11)
FIELD GOAL ATTEMPTS	62		JACKSONVILLE STATE (11/15/11)
	62		ALABAMA STATE (11/13/11)
FIELD GOAL PERCENTAGE	.457	(21-46)	PRESBYTERIAN (11/19/11)
	.426	(26-61)	MARSHALL (11/25/11)
3 PT FIELD GOALS MADE	7		MARSHALL (11/25/11)
	5		PRESBYTERIAN (11/19/11)
3 PT FG ATTEMPTS	21		ALABAMA STATE (11/13/11)
	16		MARSHALL (11/25/11)
	16		NORTHWESTERN STATE (11/21/11)
3 PT FG PERCENTAGE	.438	(7-16)	MARSHALL (11/25/11)
	.417	(5-12)	PRESBYTERIAN (11/19/11)
FREE THROWS MADE	14		MARSHALL (11/25/11)
	10		JACKSONVILLE STATE (11/15/11)
FREE THROW ATTEMPTS	19		MARSHALL (11/25/11)
	15		NORTHWESTERN STATE (11/21/11)
FREE THROW PERCENTAGE	.818	(9-11)	PRESBYTERIAN (11/19/11)
	.737	(14-19)	MARSHALL (11/25/11)
REBOUNDS	43		MARSHALL (11/25/11)
	32		JACKSONVILLE STATE (11/15/11)
ASSISTS	10		MARSHALL (11/25/11)
	10		PRESBYTERIAN (11/19/11)
STEALS	13		NORTHWESTERN STATE (11/21/11)
	9		JACKSONVILLE STATE (11/15/11)
BLOCKED SHOTS	3		NORTHWESTERN STATE (11/21/11)
	2		MARSHALL (11/25/11)
TURNOVERS	17		ALABAMA STATE (11/13/11)
	16		NORTHWESTERN STATE (11/21/11)
FOULS	22		NORTHWESTERN STATE (11/21/11)
	19		ALABAMA STATE (11/13/11)

**2011-12 Cincinnati Men's Basketball
Cincinnati High/Low Analysis (as of Nov 26, 2011)
All games**

Cincinnati - GAME LOWS

POINTS	54		PRESBYTERIAN (11/19/11)
	65		ALABAMA STATE (11/13/11)
	69		MARSHALL (11/25/11)
	71		NORTHWESTERN STATE (11/21/11)
	73		JACKSONVILLE STATE (11/15/11)
FIELD GOALS MADE	22		PRESBYTERIAN (11/19/11)
	24		ALABAMA STATE (11/13/11)
FIELD GOAL ATTEMPTS	46		NORTHWESTERN STATE (11/21/11)
	53		ALABAMA STATE (11/13/11)
FIELD GOAL PERCENTAGE	.355	(22-62)	PRESBYTERIAN (11/19/11)
	.443	(27-61)	MARSHALL (11/25/11)
3 PT FIELD GOALS MADE	3		ALABAMA STATE (11/13/11)
	5		NORTHWESTERN STATE (11/21/11)
	5		MARSHALL (11/25/11)
3 PT FG ATTEMPTS	11		NORTHWESTERN STATE (11/21/11)
	13		JACKSONVILLE STATE (11/15/11)
3 PT FG PERCENTAGE	.188	(3-16)	ALABAMA STATE (11/13/11)
	.316	(6-19)	PRESBYTERIAN (11/19/11)
FREE THROWS MADE	4		PRESBYTERIAN (11/19/11)
	10		MARSHALL (11/25/11)
FREE THROW ATTEMPTS	10		PRESBYTERIAN (11/19/11)
	14		JACKSONVILLE STATE (11/15/11)
FREE THROW PERCENTAGE	.400	(4-10)	PRESBYTERIAN (11/19/11)
	.526	(10-19)	MARSHALL (11/25/11)
REBOUNDS	30		MARSHALL (11/25/11)
	37		PRESBYTERIAN (11/19/11)
ASSISTS	8		PRESBYTERIAN (11/19/11)
	10		NORTHWESTERN STATE (11/21/11)
STEALS	6		JACKSONVILLE STATE (11/15/11)
	6		PRESBYTERIAN (11/19/11)
	6		NORTHWESTERN STATE (11/21/11)
BLOCKED SHOTS	4		MARSHALL (11/25/11)
	6		PRESBYTERIAN (11/19/11)
TURNOVERS	9		PRESBYTERIAN (11/19/11)
	9		MARSHALL (11/25/11)
FOULS	10		ALABAMA STATE (11/13/11)
	11		NORTHWESTERN STATE (11/21/11)

**2011-12 Cincinnati Men's Basketball
Cincinnati High/Low Analysis (as of Nov 26, 2011)
All games**

Opponent - GAME LOWS

POINTS	40	ALABAMA STATE (11/13/11)
	43	NORTHWESTERN STATE (11/21/11)
	56	PRESBYTERIAN (11/19/11)
	59	JACKSONVILLE STATE (11/15/11)
	73	MARSHALL (11/25/11)
FIELD GOALS MADE	15	NORTHWESTERN STATE (11/21/11)
	18	ALABAMA STATE (11/13/11)
FIELD GOAL ATTEMPTS	46	PRESBYTERIAN (11/19/11)
	54	NORTHWESTERN STATE (11/21/11)
FIELD GOAL PERCENTAGE	.278 (15-54)	NORTHWESTERN STATE (11/21/11)
	.290 (18-62)	ALABAMA STATE (11/13/11)
3 PT FIELD GOALS MADE	3	ALABAMA STATE (11/13/11)
	3	JACKSONVILLE STATE (11/15/11)
3 PT FG ATTEMPTS	12	PRESBYTERIAN (11/19/11)
	14	JACKSONVILLE STATE (11/15/11)
3 PT FG PERCENTAGE	.143 (3-21)	ALABAMA STATE (11/13/11)
	.214 (3-14)	JACKSONVILLE STATE (11/15/11)
FREE THROWS MADE	1	ALABAMA STATE (11/13/11)
	9	PRESBYTERIAN (11/19/11)
	9	NORTHWESTERN STATE (11/21/11)
FREE THROW ATTEMPTS	3	ALABAMA STATE (11/13/11)
	11	PRESBYTERIAN (11/19/11)
FREE THROW PERCENTAGE	.333 (1-3)	ALABAMA STATE (11/13/11)
	.600 (9-15)	NORTHWESTERN STATE (11/21/11)
REBOUNDS	26	NORTHWESTERN STATE (11/21/11)
	28	PRESBYTERIAN (11/19/11)
ASSISTS	8	NORTHWESTERN STATE (11/21/11)
	9	ALABAMA STATE (11/13/11)
	9	JACKSONVILLE STATE (11/15/11)
STEALS	2	MARSHALL (11/25/11)
	3	PRESBYTERIAN (11/19/11)
BLOCKED SHOTS	1	ALABAMA STATE (11/13/11)
	1	JACKSONVILLE STATE (11/15/11)
	1	PRESBYTERIAN (11/19/11)
TURNOVERS	11	PRESBYTERIAN (11/19/11)
	13	JACKSONVILLE STATE (11/15/11)
FOULS	11	JACKSONVILLE STATE (11/15/11)
	13	PRESBYTERIAN (11/19/11)