

OMAR WILKES
Junior Guard

D. WILKES

2

2005-06

Season in Review

2005-06 SEASON IN REVIEW

Led by All-American forward Leon Powe, California completed the 2005-06 season with a 20-11 overall record and a 12-6 mark in the Pacific-10 Conference, earning a berth in the NCAA Tournament.

After finishing third in the league during the regular season, the Golden Bears reached the final of the Pac-10 Tournament for the first time. Powe had 22 points and 20 rebounds in an 82-67 opening victory over USC, then poured in a tournament-record 41 points to pace Cal to a 91-87 double-overtime win over Oregon in the semifinals.

Exhausted after their late-night game against the Ducks, the Bears fell to UCLA, 71-52, in the championship game barely 16 hours later. Still, Powe was named the tournament's Most Outstanding Player, and he was joined on the all-tournament team by point guard Ayinde Ubaka.

Cal received a No. 7 seed in the Atlanta Regional of the NCAA Tournament. However, the Bears dropped a 58-52 decision to 10th-seeded North Carolina State in a first-round game played in Dallas.

Statistically, Cal limited opponents to 44.0 percent or less shooting from the field for the 10th consecutive season under head coach Ben Braun. In addition, the Bears held teams to just 64.5 ppg – the lowest for Cal opponents since the introduction of the 35-second shot clock.

On the offensive side, the Bears ranked second in the conference in three-point accuracy, sinking 37.4 percent of their attempts and matching Cal's best rate in 16 seasons.

Powe, who led the Pac-10 in both scoring (20.5 ppg) and rebounding (10.1 rpg), was voted a second team All-American by the Associated Press, ESPN.com and the U.S. Basketball Writers.

Ubaka and Powe were both chosen to the All-Pac-10 team, with center DeVon Hardin claiming honorable mention notice. Theo Robertson was also voted honorable mention Pac-10 All-Freshman.


CAL HOLDS TEAMS TO LOWEST AVERAGE IN 20 YEARS

Cal surrendered just 64.5 ppg during the year – lowest for a Bear team since the 1985-86 squad gave up 63.4 ppg when a 45-second shot clock was in use. Cal's previous record during the 35-second shot clock era was set in 2001-02 (66.6 ppg). In 2005-06, the Bears gave up more than 70 points only seven times, while holding opponents to 60 or few points on 11 occasions. Eight Pac-10 foes failed to break the 60-point mark, including Washington State, which was held to 41 points Feb. 23 – the lowest total for a Cal opponent since the Bears beat Eastern Washington, 56-27, on Nov. 16, 2001. Cal's 2005-06 average represents a significant drop from '04-05, when the Bears yielded 70.8 ppg.

POWE-TENT FORCE ON THE BLOCK FOR GOLDEN BEARS

Forward Leon Powe, who went 629 days between games due to knee surgery and a foot stress fracture, returned with a vengeance for his sophomore campaign, earning All-America and all-conference honors as the leading scorer (20.5 ppg) and rebounder (10.1) in the Pac-10.

Powe scored at least 20 points 15 times (including in eight of



Leon Powe

his last 11 games), and 30 or more on three occasions. In back-to-back games vs. Stanford Feb. 9 and Arizona Feb. 16, he came through with 32 points against the Cardinal and 30 points vs. the Wildcats – both resulting in Cal victories.

But Powe saved his best for the Pac-10 Tournament. In the quarterfinals, he poured in 22 points and snared a tournament-record 20 rebounds (old mark: 18 by Arizona State's Ike Diogu in 2003) to become Cal's first 20-20 player since McNamara accomplished the feat three times during the 1981-82 campaign. One night later, Powe established another tourney record, this time with 41 points (14-17 FG, 13-18 FT) in the Bears' double OT win over Oregon in the semis. The old mark of 39 points was set by UCLA's Reggie Miller in 1987, and Powe's total ties for the third-highest ever by a Cal player.

BEARS FIND RANGE FROM BEHIND THE ARC

Last in the Pac-10 in three-point shooting the previous two years, Cal found its range behind the arc last season, connecting at a 37.4% pace. Omar Wilkes led the individual charge by draining 45.3 percent (24-53), while Theo Robertson (40.7%, 24-59), Richard Midgley (38.6%, 49-127) and Ayinde Ubaka (37.2%, 61-164) were all above 37 percent. Only the 1989-90 squad that made 38.7 percent from three-point distance had a high rate on long-range attempts.

UBAKA DIRECTS ATTACK AT THE POINT

Ayinde Ubaka, who entered the season with a career scoring average of 6.3 ppg, earned All-Pac-10 honors in 2005-06 after more than doubling his rate to 14.5 ppg. Cal's second-leading scorer (and No. 10 in the Pac-10), he reached double figures 27 times in 31 games after doing so on just eight occasions over his first two years in the program combined. In addition, he proved to be a clutch performer with the game on the line. In the Pac-10 Tournament, Ubaka scored 11 of his 16 points in the second half as Cal rallied from a 33-31 halftime deficit to win, 82-67. Then vs. Oregon, he hit the tying bucket with two seconds left in regulation and scored 12 of his 17 points in overtime. Earlier in Los Angeles during the Bears' first meeting with UCLA Dec. 31, he tallied six of Cal's final eight points in the last 36 seconds, helping push a 60-58 lead into a 68-61 victory.

RICHARD MIDGLEY LANDS IN TOP 20 ON SCORING CHART

Guard Richard Midgley finished his senior season in 2005-06 with 1,176 points, good for the 20th position on Cal's all-time scoring list. He also is second in career three-pointers made with 183 and eighth in three-point shooting at 37.9 percent. Midgley set a school freshman record in 2002-03 by draining 44.9 percent of his three-point tries.

BEARS TAKE ADVANTAGE OF FREE THROW OPPORTUNITIES

Cal made more free throws than its opponents attempted for the first time in school history – 525 to 505. The Bears outscored their opposition at the line, 525-368, or by an average of 5.1 ppg, and Cal had at least twice as many FT attempts as its opponents 10 times. The Bears also shot 73.3 percent from the line, far higher than their 62.7 percent success rate in 2004-05 or 62.8 percent rate in 2003-04. The only other time Cal shot higher for an entire season was in 1988-89 (school-record 73.5%).

BRAUN WINS 20 GAMES FOR SIXTH TIME AT CAL

With Cal's win over Oregon in the Pac-10 Tournament, the Bears picked up their 20th victory of the season, the sixth time during head coach Ben Braun's tenure in Berkeley Cal has had 20 or more triumphs in a year. No other coach in school history has directed Cal to more than four 20-win seasons.

CAL ONLY SCHOOL TO BEAT EVERY OTHER PAC-10 TEAM

Cal's 75-66 victory over Arizona last Feb. 16 gave the Bears at least one win over each league team for the first time since the 1996-97 campaign – Ben Braun's first season at the helm. The decision also meant Cal became the only school in the Pac-10 to post a triumph over every conference opponent; all other Pac-10 teams were swept by at least one league foe.

GOLDEN BEAR NOTES ...


With a 6-3 road record in Pac-10 play, Cal had its first winning road mark in conference action since the Bears were 5-4 in 2001; the six wins were the best for the Bears since they were 6-3 away from home in 1993 ... when Cal beat Washington State, 43-41, Feb. 23, it marked Cal's lowest point total in a victory since beating Stanford, 43-41, in double overtime on Feb. 16, 1985 ... Cal had two six-game winning streaks – Nov. 21 through Dec. 6 and Jan. 26 through Feb. 16 ... Leon Powe's run of six consecutive double-doubles from Jan. 13 through Feb. 2 was the longest streak at Cal since Mark McNamara ran off eight straight double-doubles during the 1981-82 season ... the Bears sank 31 free throws at Arizona State (38 attempts), their highest total since also making 31 at Washington State on Feb. 22, 1997; Cal later made 33-of-43 vs. Oregon March 10 ... when Ayinde Ubaka and Leon Powe tallied 29 and 27 points, respectively, vs. Oregon Jan. 5, they became the first Cal duo to each score at least 25 points in a game since Lamond Murray (26) and Jason Kidd (25) vs. Oregon on March 3, 1994 ... head coach Ben Braun picked up his 500th career victory with an 88-69 win over Long Beach State Nov. 21 ... sophomore C DeVon Hardin was voted MVP of the Golden Bear Classic, with senior G Richard Midgley and junior G Ayinde Ubaka joining him on the all-tournament team.

2005-06 STARTERS AND KEY RESERVES

Pos	No	Name	Ht	Wt	Yr	PPG	RPG	Notes
F	44	Leon Powe	6-8	240	So	20.5	10.1	Second-team All-American; Pac-10 Tourney MVP
C	35	DeVon Hardin	6-11	235	So	7.3	6.6	Led Bears with 48 blocks; HM All-Pac-10
G	1	Ayinde Ubaka	6-4	200	Jr	14.5	3.0	3.8 apg; All-Pac-10; 83.3 FT%
G	2	Omar Wilkes	6-4	185	So	7.6	1.5	Shot 45.3% from three-point range (24-53)
G	15	Richard Midgley	6-3	195	Sr	8.6	2.5	Finished No. 2 in career three-pointers with 183
F/C	0	Rod Benson	6-10	220	Sr	4.9	3.0	Limited to 20 games due to foot, knee injuries
G	13	Nikola Knezevic	6-2	185	Fr	1.0	0.4	Joined team in December from Serbia
F	14	Eric Vierneisel	6-7	205	So	1.5	0.9	Scored 10 points vs. USC in Pac-10 Tourney
G	20	Martin Smith	6-0	175	Sr	2.3	1.0	Stress fracture sidelined him for 24 games
F	24	Theo Robertson	6-5	240	Fr	6.0	2.5	8 starts; 18 points vs. Oregon in Pac-10 Tourney
G	31	Alex Pribble	6-4	215	Jr	0.6	0.8	Voted first-team Pac-10 All-Academic
C	33	Jordan Wilkes	6-11	225	Fr	2.1	1.1	11 points in first game at Eastern Michigan



2005-06 FINAL PLAYER BIOGRAPHIES



ROD BENSON


6-10 210 Forward/Center
San Diego, CA

Benson led Cal in both scoring (13.3 ppg) and rebounding (6.3 rpg) as a junior when he started 26 of 29 games for the Bears ... a stress fracture in his left heel followed by surgery for a torn meniscus in his right knee limited his effectiveness as a senior ... had 13 points in Cal's NCAA Tournament game vs. North Carolina State in 2006 ... during his junior campaign, reached double figures in scoring 21 times, with a high of 25 points against

Colorado ... also added 24 points vs. Stanford and 22 points against Oregon State ... had six double-doubles and ranked seventh in the Pac-10 in field goal shooting (54.3%) in 2005 ... snared a personal-best 14 rebounds to go with 14 points at UCLA ... named Cal's Most Improved Player following his sophomore and junior years ... also played for Cal's club men's volleyball team ... majored in political science.

BENSON'S CAREER STATISTICS

Year	G-Gs	Min	Fg-Fga	Pct	3p-3pa	Pct	Ft-Fta	Pct	Reb	Avg	Pf-D	Ast	To	Blk	St	Tp	Avg
2003	16-0	55	6-12	.500	0-0	.000	1-3	.333	13	0.8	4-0	1	6	2	2	13	0.8
2004	21-0	178	22-50	.440	0-0	.000	11-22	.500	36	1.7	29-1	5	14	15	6	55	2.6
2005	29-26	804	152-280	.543	0-0	.000	83-123	.675	183	6.3	56-2	31	52	12	18	387	13.3
2006	20-1	328	40-85	.471	0-0	.000	18-29	.621	60	3.0	25-0	13	31	11	6	98	4.9
Totals	86-27	1365	220-427	.515	0-0	.000	113-177	.638	292	3.4	114-3	50	103	40	32	553	6.4



RICHARD MIDGLEY

6-3 195 Guard
Burgess Hill, England


Midgley started all four years for the Bears at both point and off-guard ... finished his career ranked 20th on Cal's all-time scoring list with 1,176 points ... also second in the school record book in three-pointers (183) ... sank 37.9 percent of his three-pointers (No. 8 on the Bears' list), including a Cal freshman-record 44.9 percent in 2002-03 ... made at least 40 three-pointers each season ... scored a personal-high 28 points vs. Fairleigh Dickinson his junior year when he made 11-of-15 shots from the floor, including 6-of-9 from three-point distance ... named Pac-10 Player of the Week Feb. 9, 2004

after leading Cal to a home sweep of Arizona and Arizona State ... had 10 games with 20 or more points over his career ... a three-time member of the Golden Bear Classic all-tournament team ... as a freshman, his three-pointer from the top of the key with 3.9 seconds left in overtime lifted Cal to a 76-74 win over North Carolina State in the 2003 NCAA Tournament ... his first start came in the Pac-10 opener in 2003 vs. Stanford ... named Cal's Most Courageous Player in 2003 and '04 and Best Defensive Player in 2006 ... graduated in May with a degree in social welfare.

MIDGLEY'S CAREER STATISTICS

Year	G-Gs	Min	Fg-Fga	Pct	3p-3pa	Pct	Ft-Fta	Pct	Reb	Avg	Pf-D	Ast	To	Blk	St	Tp	Avg
2003	31-22	815	89-189	.471	44-98	.449	64-89	.719	90	2.9	73-1	85	79	3	29	286	9.2
2004	28-26	770	91-217	.419	40-114	.351	75-100	.750	74	2.6	74-3	58	40	3	27	297	10.6
2005	26-22	834	103-267	.386	50-144	.347	80-105	.762	83	3.2	60-0	74	73	3	30	336	12.9
2006	30-29	986	80-208	.385	49-127	.386	48-61	.787	74	2.5	93-2	75	54	2	30	257	8.6
Totals	115-99	3405	363-881	.412	183-483	.379	267-355	.752	321	2.8	300-6	292	246	11	116	1176	10.2





MARTIN SMITH

6-0 175 Guard
Escondido, CA

Smith joined the Bears as a walk-on for the 2002-03 season and was rewarded with a scholarship his senior year ... started 17 games his junior season, subbing for an injured Ayinde Ubaka ... however, an abdomen injury limited his final campaign to just seven games ... led Cal with 113 assists as a junior with a high of eight against both Arizona and Hampton ... ranked fifth in the Pac-10 in assist-to-turnover ratio (1.95) and seventh in assists

(3.90 per game) ... named to the all-tournament team at the 2004 Golden Bear Classic ... scored a career-best 12 points at home vs. Arizona State ... given Cal's Hustle Award in 2004 and Coaches' Award in 2005 ... received his degree in interdisciplinary studies last May.

SMITH'S CAREER STATISTICS

Year	G-Gs	Min	Fg-Fga	Pct	3p-3pa	Pct	Ft-Fta	Pct	Reb	Avg	Pf-D	Ast	To	Blk	St	Tp	Avg
2003	15-0	59	4-9	.444	0-0	.000	2-4	.500	6	0.4	12-0	12	0	1	0	10	0.7
2004	23-0	184	12-30	.400	2-7	.286	15-22	.682	16	0.7	31-0	23	22	0	4	41	1.8
2005	29-17	768	63-169	.373	10-29	.345	27-47	.574	66	2.3	71-1	113	58	2	19	163	5.6
2006	7-0	95	4-8	.500	0-0	.000	8-9	.889	7	1.0	6-0	20	11	0	4	16	2.3
Totals	74-17	1106	83-216	.384	12-36	.333	52-82	.634	95	1.3	120-1	168	91	3	27	230	3.1



LEON POWE

6-8 240 Forward
Oakland, CA

... opened with 22 points and a tournament-record 20 rebounds vs. USC in the quarterfinals, breaking the mark of 18 set by Arizona State's Ike Diogu in 2003 ... became the first Cal player since Mark McNamara in 1982 to post a 20-20 game ... followed that effort with a 41-point night in a double OT win over Oregon in the semifinals ... the scoring total broke the tournament record of 39 set by Reggie Miller of UCLA in 1987 and tied for the third-most in school history ... ranked among the school's season leaders in points (10th, 553) and rebounds (10th, 273) in 2005-06 ... career average of 17.8 ppg is sixth-best ever at Cal and his career rebound rate of 9.8 rpg is fourth highest ... one of only three players in school history to be voted first- or second-team AP All-American, joining Darrall Imhoff (1st team, 1960) and Jason Kidd (1st team, 1994) ... sat out the first four games of the year with a minor stress fracture in high right foot, an injury that did not cause him any pain or discomfort ... scored 27 points in his debut vs. San Jose State Nov. 30 and had 26 points in his next game vs. Akron to earn Dec. 5 Pac-10 Player of the Week honors ... had a Pac-10-high 15 double-doubles and owns 29 career double-doubles ... scored 32 points in a home win

over Stanford Feb. 9 and added 30 points and 10 rebounds Feb. 16 against Arizona ... led Cal in rebounding 48 times in 54 career games ... set school season records for free throws made (194) and free throws attempted (270) ... redshirted in 2004-05 after undergoing surgery to his left knee ... as a freshman in 2003-04, earned Pac-10 Freshman of the Year and All-Pac-10 honors, becoming the first freshman in the history of the league to lead the Pac-10 in rebounding ... also the first Golden Bear freshman to be named team MVP and pace Cal in both scoring and rebounding since Shareef Abdur-Rahim in 1995-96 ... obliterated the Cal freshman rebounding record by pulling down 9.5 per game, well ahead of the former mark of 8.6 rpg by Bob McKeen in 1951-52 ... led the Pac-10 with 14 double-doubles ... opened his career with five consecutive double-doubles and finished the year with seven in his final 12 games ... voted MVP of the Golden Bear Classic ... had 19 points and 14 boards in a home win over UCLA ... voted Pac-10 Player of the Week Jan. 26 after that UCLA effort and a 14-points, 8-rebound outing against USC ... taken in the second round of the NBA draft by the Denver Nuggets and was traded to the Boston Celtics.

POWE'S CAREER STATISTICS

Year	G-Gs	Min	Fg-Fga	Pct	3p-3pa	Pct	Ft-Fta	Pct	Reb	Avg	Pf-D	Ast	To	Blk	St	Tp	Avg
2004	27-26	804	142-291	.488	0-1	.000	125-205	.610	256	9.5	62-0	19	53	17	19	409	15.1
2005	redshirt																
2006	27-27	953	178-359	.496	3-9	.333	194-270	.719	273	10.1	67-0	38	66	15	24	553	20.5
Totals	54-53	1757	320-650	.492	3-10	.300	319-475	.672	529	9.8	129-0	57	119	32	43	962	17.8



2005-06 STATISTICS

OVERALL RECORD: 20-11

PAC-10 RECORD: 12-6 (3RD)

HOME: 12-3 AWAY: 6-4 NEUTRAL: 2-4

<i>Player</i>	<i>G-Gs</i>	<i>Min</i>	<i>Avg</i>	<i>Fg-Fga</i>	<i>Pct</i>	<i>3p-3pa</i>	<i>Pct</i>	<i>Ft-Fta</i>	<i>Pct</i>	<i>OR</i>	<i>DR</i>	<i>Reb</i>	<i>Avg</i>	<i>Pf</i>	<i>Fo</i>	<i>Ast</i>	<i>To</i>	<i>Blk</i>	<i>Stl</i>	<i>Pts</i>	<i>Avg</i>
Leon Powe	27-27	953	35.3	178-359	.496	3-9	.333	194-270	.719	89	184	273	10.1	67	0	38	66	15	24	553	20.5
Ayinde Ubaka	31-31	1156	37.3	140-339	.413	61-164	.372	110-132	.833	7	86	93	3.0	54	0	119	71	0	22	451	14.5
Richard Midgley	30-29	986	32.9	80-208	.385	49-127	.386	48-61	.787	14	60	74	2.5	93	2	75	54	2	30	257	8.6
Omar Wilkes	30-27	781	26.0	89-186	.478	24-53	.453	25-36	.694	16	29	45	1.5	41	0	41	34	0	29	227	7.6
DeVon Hardin	31-30	727	23.5	85-171	.497	0-0	.000	55-88	.625	66	139	205	6.6	94	2	17	37	48	12	225	7.3
Theo Robertson	30-8	676	22.5	57-122	.467	24-59	.407	42-54	.778	18	58	76	2.5	63	1	39	32	0	18	180	6.0
Rod Benson	20-1	328	16.4	40-85	.471	0-0	.000	18-29	.621	26	34	60	3.0	25	0	13	31	11	6	98	4.9
Martin Smith	7-0	95	13.6	4-8	.500	0-0	.000	8-9	.889	0	7	7	1.0	6	0	20	11	0	4	16	2.3
Jordan Wilkes	21-0	161	7.7	18-47	.383	1-2	.500	7-10	.700	7	17	24	1.1	22	0	5	6	4	2	44	2.1
Eric Vierneisel	22-1	172	7.8	12-28	.429	2-13	.154	7-8	.875	4	16	20	0.9	17	0	10	14	2	5	33	1.5
Steve Panawek	5-1	17	3.4	2-7	.286	1-6	.167	1-2	.500	0	3	3	0.6	3	0	0	0	0	1	6	1.2
Nikola Knezevic	21-0	152	7.2	5-22	.227	2-11	.182	8-14	.571	2	6	8	0.4	18	0	15	17	1	8	20	1.0
Alex Pribble	24-0	114	4.8	5-12	.417	2-8	.250	2-2	1.000	4	14	18	0.8	13	0	10	3	0	1	14	0.6
Ivan Kovacevic	8-0	7	0.9	2-4	.500	0-0	.000	0-1	.000	3	1	4	0.5	2	0	0	0	0	0	4	0.5
Team										45	47	92	3.0	0			8				
Total	31	6325		717-1598	.449	169-452	.374	525-716	.733	301	701	1002	32.3	518	5	402	384	83	162	2128	68.6
Opponents	31	6325		717-1647	.435	198-566	.350	368-505	.729	300	656	956	30.8	605	15	393	428	84	140	2000	64.5

<i>Score by Periods</i>	<i>1st</i>	<i>2nd</i>	<i>1OT</i>	<i>2OT</i>	<i>Total</i>
California	1026	1061	17	24	- 2128
Opponents	893	1060	26	21	- 2000

Deadball Rebounds: California 111, Opponents 70

PACIFIC-10 CONFERENCE GAMES

<i>Player</i>	<i>G-Gs</i>	<i>Min</i>	<i>Avg</i>	<i>Fg-Fga</i>	<i>Pct</i>	<i>3p-3pa</i>	<i>Pct</i>	<i>Ft-Fta</i>	<i>Pct</i>	<i>OR</i>	<i>DR</i>	<i>Reb</i>	<i>Avg</i>	<i>Pf</i>	<i>Fo</i>	<i>Ast</i>	<i>To</i>	<i>Blk</i>	<i>Stl</i>	<i>Pts</i>	<i>Avg</i>
Leon Powe	18-18	631	35.1	109-234	.466	2-7	.286	135-181	.746	62	118	180	10.0	49	0	26	45	11	11	355	19.7
Ayinde Ubaka	18-18	685	38.1	78-198	.394	34-94	.362	78-93	.839	5	49	54	3.0	29	0	68	43	0	11	268	14.9
Richard Midgley	18-18	607	33.7	46-114	.404	28-71	.394	24-32	.750	7	33	40	2.2	60	2	43	32	1	13	144	8.0
Omar Wilkes	17-14	417	24.5	41-94	.436	12-31	.387	8-14	.571	4	12	16	0.9	22	0	21	17	0	17	102	6.0
DeVon Hardin	18-17	440	24.4	44-95	.463	0-0	.000	18-31	.581	28	92	120	6.7	56	1	10	22	31	8	106	5.9
Theo Robertson	17-3	365	21.5	28-63	.444	11-26	.423	22-27	.815	7	34	41	2.4	39	1	19	19	0	9	89	5.2
Rod Benson	11-1	182	16.5	22-46	.478	0-0	.000	4-10	.400	15	20	35	3.2	16	0	8	9	9	3	48	4.4
Jordan Wilkes	14-0	93	6.6	9-25	.360	1-2	.500	4-4	1.000	5	10	15	1.1	14	0	2	3	3	2	23	1.6
Nikola Knezevic	17-0	126	7.4	4-18	.222	1-8	.125	8-14	.571	2	6	8	0.5	13	0	15	16	1	6	17	1.0
Steve Panawek	3-1	7	2.3	1-4	.250	0-3	.000	1-2	.500	0	2	2	0.7	2	0	0	0	0	1	3	1.0
Eric Vierneisel	10-0	68	6.8	3-6	.500	1-3	.333	0-0	.000	1	4	5	0.5	6	0	5	5	1	1	7	0.7
Alex Pribble	15-0	53	3.5	3-3	1.000	0-0	.000	2-2	1.000	1	6	7	0.5	7	0	2	0	0	1	8	0.5
Ivan Kovacevic	3-0	1	0.3	0-0	.000	0-0	.000	0-0	.000	0	0	0	0.0	0	0	0	0	0	0	0	0.0
Team										26	25	51	2.8	0			4				
Total	18	3675		388-900	.431	90-245	.367	304-410	.741	163	411	574	31.9	313	4	219	215	57	83	1170	65.0
Opponents	18	3675		391-938	.417	105-300	.350	231-313	.738	176	398	574	31.9	335	6	221	230	52	81	1118	62.1

<i>Score by Periods</i>	<i>1st</i>	<i>2nd</i>	<i>1OT</i>	<i>2OT</i>	<i>Total</i>
California	563	591	10	6	- 1170
Opponents	492	600	19	7	- 1118

Deadball Rebounds: California 60, Opponents 39

2005-06 CALIFORNIA BASKETBALL SCHEDULE/RESULTS

Date	Opponent	Score	W/L	Rec	Pac-10	Attend	Cal Hi Scorer	Cal Hi Rebounder	Cal Hi Assists
11-14	Humboldt State (exh.)	106-62	W			2,500	Ubaka 29	Robertson 7	Ubaka 6
11-18	at Eastern Michigan (CSN)	65-67	L	0-1		3,165	Ubaka 17	Hardin 5	Midgley 6
11-21	Long Beach State	88-69	W	1-1		7,286	O. Wilkes 18	Hardin 10	O. Wilkes, Pribble 5
11-25	Northern Colorado*	83-59	W	2-1		7,991	Hardin 21	Hardin 10	Ubaka 5
11-26	Northeastern*	83-76	W	3-1		7,990	Hardin 23	Hardin 14	Ubaka 6
11-30	San Jose State (CSN)	70-52	W	4-1		8,138	Powe 27	Powe 10	Midgley 5
12-3	Akron (CSN)	89-75	W	5-1		7,820	Powe 26	Powe 10	Smith 6
12-6	San Diego State	82-64	W	6-1		8,679	Powe 22	Powe 8	Ubaka, Midgley 5
12-10	vs. Kansas (ESPN)	56-69	L	6-2		16,180	Powe 16	Powe 11	Smith 3
12-21	vs. DePaul^ (CSTV)	65-68	L	6-3		8,426	Ubaka 16	Hardin 9	Midgley 5
12-29	at USC (CSN)	62-58	W	7-3	1-0	5,239	Powe 20	Powe 14	Powe, Ubaka 3
12-31	at UCLA (X/11) (FSNBA)	68-61	W	8-3	2-0	10,129	Ubaka 18	Powe 12	Ubaka 4
1-5	Oregon	77-66	W	9-3	3-0	8,862	Ubaka 29	Powe 8	Powe 3
1-7	Oregon State (FSN)	64-72	L	9-4	3-1	8,956	Powe 19	Hardin 9	Midgley 4
1-13	at Stanford (FSNBA)	61-75	L	9-5	3-2	7,598	Powe 19	Powe 10	Ubaka, O. Wilkes 4
1-19	at Arizona State (CSN)	88-58	W	10-5	4-2	7,521	Ubaka 24	Powe, Hardin 10	Midgley 5
1-21	at Arizona (ABC)	55-60	L	10-6	4-3	14,621	Powe 23	Powe 13	Ubaka 5
1-26	Washington (X/10)	71-69	W	11-6	5-3	8,957	Powe 18	Powe 13	Ubaka 7
1-28	Washington State (FSN)	55-53	W	12-6	6-3	8,479	Midgley 15	Powe 11	Ubaka 5
2-2	at Oregon State (FSN)	69-52	W	13-6	7-3	5,982	Midgley 16	Powe 16	Ubaka 7
2-4	at Oregon (CSN)	62-60	W	14-6	8-3	9,087	Ubaka 20	Powe 9	Ubaka 3
2-9	Stanford (FSN)	65-62	W	15-6	9-3	11,877	Powe 32	Powe 9	Robertson, Knezevic 3
2-16	Arizona (FSN)	75-66	W	16-6	10-3	11,175	Powe 30	Powe 10	Ubaka 5
2-18	Arizona State (FSN)	64-65 2OT	L	16-7	10-4	10,075	Powe 23	Powe, Hardin 10	Midgley 5
2-23	at Washington State (FSN)	43-41	W	17-7	11-4	3,021	Powe 21	Ubaka 6	Midgley 2
2-26	at Washington (X/17) (FSN)	62-73	L	17-8	11-5	10,000	Midgley 15	Powe 8	Ubaka 4
3-2	UCLA (X/15) (FSN)	58-67 OT	L	17-9	11-6	11,877	Powe 20	Hardin 10	Ubaka 6
3-4	USC (CSN)	71-60	W	18-9	12-6	11,702	Powe 22	Powe, Hardin 11	Midgley 5
3-9	vs. USC# (FSN)	82-67	W	19-9		15,321	Powe 22	Powe 20	Ubaka 6
3-10	vs. Oregon# (FSN)	91-87 2OT	W	20-9		17,856	Powe 41	Powe, Hardin 6	Robertson 3
3-11	vs. UCLA (X/13)# (CBS)	52-71	L	20-10		18,544	Ubaka 18	Powe 8	Ubaka 4
3-17	vs. North Carolina St.! (CBS)	52-58	L	20-11		19,263	Powe 14	Powe 12	Ubaka 4

Home Games (**bold**) at Walter A. Haas Jr. Pavilion
 Number in parentheses refers to Cal/opponent
 Associated Press ranking at time of game

* – Golden Bear Classic (Berkeley)

^ – Pete Newell Challenge (Arena in Oakland, Oakland, Calif.)

– Pac-10 Tournament (Staples Center, Los Angeles, Calif.)


! – NCAA Tournament (American Airlines Center, Dallas, Texas)

CSN – Comcast SportsNet

FSN – Fox Sports Net

FSNW2 – Fox Sports Net West 2

FSNBA – Fox Sports Bay Area



Leon Powe



Richard Midgley



Martin Smith



POINTS-REBOUNDS-ASSISTS

Opponent	Benson	Hardin	Knezevic	Midgley	Panawek	Powe	Pribble	Robertson	Smith	Ubaka	Vierneisel	J. Wilkes	O. Wilkes
at E. Michigan	INJ	<u>5-0</u>		<u>10-4-6</u>	DNP	INJ	0-2-0	<u>12-4-1</u>	INJ	<u>17-3-4</u>	0-1-0	11-2-1	<u>10-2-3</u>
Long Beach St.	14-6-2	<u>14-10-1</u>		INJ	3-1-0	INJ	3-7-5	<u>14-6-1</u>	INJ	<u>12-2-4</u>	5-1-0	5-4-1	<u>18-5-5</u>
N. Colorado	0-0-0	<u>21-10-0</u>		<u>11-5-1</u>	INJ	INJ	0-1-1	<u>13-5-1</u>	2-1-2	<u>16-2-5</u>	6-2-2	5-2-1	<u>7-3-3</u>
Northeastern	INJ	<u>23-14-2</u>		<u>14-3-4</u>	INJ	INJ	0-0-0	<u>8-5-2</u>	4-0-1	<u>21-4-6</u>	3-2-0	0-0-0	<u>10-3-1</u>
San Jose State	INJ	<u>6-3-0</u>		<u>17-4-5</u>	INJ	<u>27-10-1</u>	3-0-0	3-2-1	2-2-3	<u>6-2-4</u>	0-2-2	INJ	<u>6-2-1</u>
Akron	INJ	<u>18-7-1</u>		<u>15-2-2</u>	INJ	<u>26-10-2</u>	0-0-1	4-2-3	4-1-6	<u>15-5-4</u>	0-0-0	INJ	<u>7-0-0</u>
San Diego State	8-2-0	<u>6-6-1</u>		<u>17-1-5</u>	0-0-0	<u>22-8-3</u>	0-1-1	4-1-1	2-3-1	<u>13-5-5</u>	0-0-0	INJ	<u>8-1-1</u>
vs. Kansas	4-2-1	<u>5-3-0</u>		<u>6-4-2</u>	DNP	<u>16-11-2</u>	DNP	0-1-2	2-0-3	<u>10-4-1</u>	0-0-0	INJ	<u>13-1-1</u>
vs. DePaul	6-7-1	<u>11-9-1</u>	DNP	<u>4-5-5</u>	DNP	<u>13-8-0</u>	0-0-0	2-1-2	0-0-4	<u>16-2-3</u>	DNP	DNP	<u>13-2-2</u>
at USC	4-5-0	<u>5-5-0</u>	0-0-0	<u>11-4-0</u>	DNP	<u>20-14-3</u>	0-0-0	2-3-0	INJ	<u>9-4-3</u>	DNP	0-0-0	<u>11-2-2</u>
at UCLA	8-3-2	<u>10-8-1</u>	0-0-0	<u>12-1-0</u>	DNP	<u>5-12-1</u>	DNP	0-2-0	INJ	<u>18-2-4</u>	3-0-0	0-0-0	<u>12-1-3</u>
Oregon	3-1-1	<u>2-6-2</u>	4-1-1	<u>5-4-0</u>	DNP	<u>27-8-3</u>	0-0-0	0-1-0	INJ	<u>29-5-2</u>	DNP	DNP	<u>7-0-2</u>
Oregon State	6-5-1	<u>9-9-1</u>	0-1-0	<u>12-4-4</u>	0-2-0	<u>19-8-0</u>	0-1-1	0-3-1	INJ	<u>12-0-3</u>	0-0-0	2-0-0	<u>4-1-2</u>
at Stanford	10-5-1	<u>4-4-0</u>	2-0-0	<u>7-0-2</u>	DNP	<u>19-10-0</u>	0-0-0	DNP	INJ	<u>13-3-4</u>	0-0-1	0-1-2	<u>6-1-4</u>
at Arizona State	INJ	<u>8-10-2</u>	1-1-1	<u>8-2-5</u>	0-0-0	<u>20-10-1</u>	4-2-0	10-6-2	INJ	<u>24-5-2</u>	0-0-1	4-2-0	<u>9-3-0</u>
at Arizona	INJ	<u>4-7-0</u>	0-0-0	<u>0-1-2</u>	DNP	<u>23-13-2</u>	0-0-0	11-1-1	INJ	<u>13-2-5</u>	0-1-1	0-0-0	<u>4-0-1</u>
Washington	INJ	<u>2-6-1</u>	0-0-0	<u>8-3-2</u>	DNP	<u>18-13-0</u>	2-2-1	9-1-4	INJ	<u>15-3-7</u>	INJ	2-1-0	<u>15-1-1</u>
Washington State	INJ	<u>0-3-0</u>	0-0-0	<u>15-1-1</u>	DNP	<u>14-11-3</u>	0-2-0	7-4-0	INJ	<u>11-4-5</u>	INJ	0-4-0	<u>8-1-1</u>
at Oregon State	INJ	<u>7-7-1</u>	DNP	<u>16-0-4</u>	DNP	<u>13-16-4</u>	0-0-0	0-4-0	INJ	<u>14-2-7</u>	2-2-0	8-4-0	<u>9-0-0</u>
at Oregon	INJ	<u>10-8-0</u>	0-1-0	<u>5-3-2</u>	DNP	<u>15-9-2</u>	0-0-0	5-1-0	INJ	<u>20-3-3</u>	DNP	4-1-0	<u>3-1-1</u>
Stanford	INJ	<u>4-6-1</u>	0-0-3	<u>3-2-2</u>	DNP	<u>32-9-0</u>	DNP	<u>8-4-3</u>	INJ	<u>18-2-1</u>	0-1-1	0-1-0	INJ
Arizona	1-0-0	<u>6-5-1</u>	0-2-4	<u>11-3-2</u>	DNP	<u>30-10-2</u>	0-0-0	<u>12-0-3</u>	INJ	<u>11-5-5</u>	0-0-0	0-0-0	<u>4-1-0</u>
Arizona State	0-1-0	<u>13-10-0</u>	2-1-0	<u>3-3-5</u>	DNP	<u>23-10-0</u>	2-0-0	<u>3-1-3</u>	INJ	<u>12-3-4</u>	DNP	3-0-0	<u>3-0-0</u>
at Washington St.	2-3-1	<u>4-3-0</u>	0-0-0	<u>2-4-2</u>	DNP	<u>21-5-1</u>	0-0-0	0-1-0	INJ	<u>14-6-1</u>	DNP	DNP	<u>0-2-0</u>
at Washington	4-5-1	<u>4-2-0</u>	0-0-0	<u>15-2-3</u>	DNP	<u>14-8-1</u>	0-0-0	13-2-1	INJ	<u>6-0-4</u>	DNP	DNP	<u>6-1-3</u>
UCLA	4-3-0	<u>4-10-0</u>	5-1-2	<u>6-0-2</u>	DNP	<u>20-3-2</u>	DNP	5-4-0	INJ	<u>12-2-6</u>	2-1-0	DNP	<u>0-1-1</u>
USC	<u>6-4-1</u>	10-11-0	3-0-4	<u>5-3-5</u>	3-0-0	<u>22-11-1</u>	0-0-0	4-3-1	INJ	<u>17-3-2</u>	0-0-1	0-1-0	<u>1-0-0</u>
vs. USC	1-1-1	<u>2-2-0</u>	0-0-0	<u>9-2-0</u>	DNP	<u>22-20-0</u>	DNP	8-0-2	INJ	<u>16-3-6</u>	10-5-0	DNP	<u>14-3-2</u>
vs. Oregon	2-2-2	<u>0-6-1</u>	0-0-0	<u>4-1-1</u>	DNP	<u>41-6-2</u>	DNP	18-5-3	INJ	<u>17-5-1</u>	2-2-0	0-1-1	<u>7-0-1</u>
vs. UCLA	2-3-0	<u>8-7-0</u>	0-0-0	<u>3-1-0</u>	DNP	<u>17-8-0</u>	0-0-0	2-3-0	INJ	<u>18-1-4</u>	0-0-0	0-0-0	<u>2-2-0</u>
vs. N. Carolina St.	13-2-0	<u>0-3-0</u>	3-0-0	3-2-1	DNP	<u>14-12-2</u>	DNP	3-0-1	INJ	<u>6-1-4</u>	0-0-0	0-0-0	<u>10-5-0</u>

Note: Starters are underlined

GAME-BY-GAME TEAM STATS

Opponent	Field Goal Pct.		3-Point FG Pct.		Free Throw Pct.		Rebounds Cal-Opp	Turnovers Cal-Opp	Assists Cal-Opp
	Cal	Opponent	Cal	Opponent	Cal	Opponent			
at E. Michigan	46.2 (24-52)	55.3 (26-47)	33.3 (5-15)	47.4 (9-19)	63.2 (12-19)	85.7 (6-7)	-6 (24-30)	-8 (10-18)	+1 (15-14)
Long Beach State	47.0 (31-66)	39.7 (23-58)	35.7 (5-14)	25.9 (7-27)	70.0 (21-30)	64.0 (16-25)	+17 (47-30)	-1 (13-14)	+9 (19-10)
N. Colorado	46.8 (29-62)	38.9 (21-54)	34.8 (8-23)	22.2 (4-18)	68.0 (17-25)	81.3 (13-16)	+11 (40-29)	-8 (15-23)	+2 (15-13)
Northeastern	50.9 (29-57)	49.2 (32-65)	41.7 (5-12)	40.7 (11-27)	66.7 (20-30)	50.0 (1-2)	+1 (34-33)	-5 (10-15)	-2 (16-18)
San Jose State	49.0 (25-51)	37.9 (22-58)	40.0 (8-20)	28.6 (6-21)	70.6 (12-17)	25.0 (2-8)	-5 (30-35)	-7 (14-21)	+9 (17-8)
Akron	55.1 (27-49)	50.9 (29-57)	38.9 (7-18)	40.7 (11-27)	84.8 (28-33)	75.0 (6-8)	+3 (27-24)	-6 (13-19)	+1 (19-18)
San Diego State	50.9 (29-57)	41.5 (22-53)	55.6 (10-18)	37.5 (6-16)	77.8 (14-18)	82.4 (14-17)	= (30-30)	-7 (13-20)	+5 (18-13)
vs. Kansas	35.7 (20-56)	44.8 (26-58)	25.0 (4-16)	50.0 (6-12)	70.6 (12-17)	78.6 (11-14)	-9 (32-41)	-2 (17-19)	-7 (12-19)
vs. DePaul	42.1 (24-57)	50.0 (28-56)	36.8 (7-19)	22.2 (4-18)	55.6 (10-18)	72.7 (8-11)	+9 (38-29)	+3 (13-10)	+7 (18-11)
at USC	39.6 (21-53)	37.3 (22-59)	40.0 (6-15)	38.9 (7-18)	70.0 (14-20)	53.8 (7-13)	+9 (42-33)	+3 (15-12)	-1 (8-9)
at UCLA	52.2 (24-46)	36.7 (18-49)	60.0 (6-10)	29.4 (5-17)	87.5 (14-16)	83.3 (20-24)	+7 (32-25)	+5 (16-11)	+6 (11-5)
Oregon	45.8 (22-48)	40.0 (22-55)	75.0 (6-8)	32.0 (8-25)	73.0 (27-37)	93.3 (14-15)	-9 (27-36)	-6 (9-15)	-3 (11-14)
Oregon State	35.7 (20-56)	54.0 (27-50)	27.3 (6-22)	63.6 (7-11)	72.0 (18-25)	61.1 (11-18)	+1 (35-34)	-3 (9-12)	-3 (13-16)
at Stanford	47.9 (23-48)	49.1 (26-53)	40.0 (4-10)	54.5 (6-11)	45.8 (11-24)	89.5 (17-19)	-8 (27-35)	-1 (14-13)	-1 (14-15)
at Arizona State	45.5 (25-55)	35.7 (20-56)	50.0 (7-14)	31.3 (5-16)	81.6 (31-38)	68.4 (13-19)	+12 (42-30)	-5 (9-14)	-2 (14-16)
at Arizona	43.1 (22-51)	33.3 (21-63)	18.8 (3-16)	20.0 (2-10)	66.7 (8-12)	69.6 (16-23)	-17 (30-47)	+2 (15-13)	= (12-12)
Washington	44.8 (26-58)	47.3 (26-55)	26.7 (4-15)	62.5 (10-16)	88.2 (15-17)	87.5 (7-8)	+1 (31-30)	-6 (12-18)	-1 (16-17)
Washington State	32.6 (15-46)	50.0 (23-46)	31.3 (5-16)	25.0 (2-8)	80.0 (20-25)	41.7 (5-12)	+7 (32-25)	+1 (10-9)	-5 (10-15)
at Oregon State	44.8 (26-58)	31.9 (15-47)	54.5 (6-11)	30.0 (6-20)	61.1 (11-18)	66.7 (16-24)	+12 (43-31)	-6 (5-11)	+7 (16-9)
at Oregon	44.0 (22-50)	47.3 (26-55)	42.9 (6-14)	15.0 (3-20)	66.7 (12-18)	55.6 (5-9)	-6 (27-33)	-2 (10-12)	-3 (8-11)
Stanford	38.8 (19-49)	41.9 (18-43)	36.4 (4-11)	30.0 (3-10)	82.1 (23-28)	85.2 (23-27)	-9 (25-34)	-7 (4-11)	-3 (11-14)
Arizona	57.5 (23-40)	46.2 (24-52)	33.3 (3-9)	33.3 (4-12)	76.5 (26-34)	77.8 (14-18)	+6 (29-23)	+3 (14-11)	+2 (17-15)
Arizona State	38.5 (20-52)	40.0 (24-60)	28.6 (4-14)	38.9 (7-18)	76.9 (20-26)	58.8 (10-17)	-10 (31-41)	+3 (15-12)	-1 (12-13)
at Washington St.	40.4 (19-47)	37.8 (17-45)	13.3 (2-15)	29.4 (5-17)	30.0 (3-10)	100.0 (2-2)	+2 (31-29)	-2 (11-13)	-5 (5-10)
at Washington	41.2 (21-51)	55.8 (24-43)	40.0 (8-20)	50.0 (10-20)	80.0 (12-15)	78.9 (15-19)	-4 (24-28)	-1 (14-15)	+4 (13-9)
UCLA	38.8 (19-49)	43.5 (20-46)	46.2 (6-13)	43.8 (7-16)	82.4 (14-17)	76.9 (20-26)	-3 (28-31)	= (14-14)	+3 (13-10)
USC	48.8 (21-43)	29.5 (18-61)	33.3 (4-12)	22.9 (8-35)	83.3 (25-30)	80.0 (16-20)	+8 (38-30)	+5 (19-14)	+4 (15-11)
vs. USC	51.0 (25-49)	43.8 (21-48)	47.1 (8-17)	31.8 (7-22)	75.0 (24-32)	72.0 (18-25)	+25 (40-15)	+3 (11-8)	-2 (11-13)
vs. Oregon	57.4 (27-47)	45.3 (29-64)	40.0 (4-10)	37.0 (10-27)	76.7 (33-43)	70.4 (19-27)	-3 (32-35)	+4 (13-9)	+1 (10-9)
vs. USC	39.6 (19-48)	53.1 (26-49)	33.3 (3-9)	43.8 (7-16)	78.6 (11-14)	80.0 (12-15)	+2 (28-26)	+3 (14-11)	-12 (4-16)
vs. N. Carolina St.	42.6 (20-47)	50.0 (21-42)	31.3 (5-16)	31.3 (5-16)	70.0 (7-10)	64.7 (11-17)	+1 (26-25)	+2 (13-11)	-1 (9-10)



TEAM SEASON HIGHS

	<i>California Highs</i>		<i>Opponent Highs</i>	
Points	91	vs. Oregon, 3/10/06	87	vs. Oregon, 3/10/06
Field Goals Made	31	vs. Long Beach State, 11/21/05	32	vs. Northeastern, 11/26/05
Field Goal Attempts	66	vs. Long Beach State, 11/21/05	65	vs. Northeastern, 11/26/05
Field Goal Percentage	.575 (23-40)	vs. Arizona, 2/16/06	.558 (24-43)	at Washington, 2/26/06
3-point FG Made	10	vs. San Diego State, 12/6/05	11	vs. Northeastern, 11/26/05
			11	vs. Akron, 12/3/05
3-point FG Attempts	23	vs. Northern Colorado, 11/25/05	35	vs. USC, 3/4/06
3-point FG Percentage	.750 (6-8)	vs. Oregon, 1/5/06	.636 (7-11)	vs. Oregon State, 1/7/06
Free Throws Made	33	vs. Oregon, 3/10/06	23	vs. Stanford, 2/9/06
FT Attempts	43	vs. Oregon, 3/10/06	27	vs. Stanford, 2/9/06
			27	vs. Oregon, 3/10/06
FT Percentage	.882 (15-17)	vs. Washington, 1/26/06	1.000 (2-2)	at Washington State, 2/23/06
Rebounds	47	vs. Long Beach State, 11/21/05	47	at Arizona, 1/21/06
Assists	19	vs. Long Beach State, 11/21/05	19	vs. Kansas, 12/10/05
Steals	11	vs. Kansas, 12/10/05	9	vs. Kansas, 12/10/05
			9	at Washington State, 2/23/06
			9	vs. UCLA, 3/2/06
Blocked Shots	6	vs. Northern Colorado, 11/25/05	8	at Oregon State, 2/2/06
Turnovers	19	vs. USC, 3/4/06	23	vs. Northern Colorado, 11/25/05
Fouls	24	at Washington, 2/26/06	30	vs. Oregon, 3/10/06

TEAM SEASON LOWS

	<i>California Lows</i>		<i>Opponent Lows</i>	
Points	43	at Washington State, 2/23/06	41	at Washington State, 2/23/06
Field Goals Made	15	vs. Washington State, 1/28/06	15	at Oregon State, 2/2/06
Field Goal Attempts	40	vs. Arizona, 2/16/06	43	vs. Stanford, 2/9/06
			43	at Washington, 2/26/06
Field Goal Percentage	.326 (15-46)	vs. Washington State, 1/28/06	.295 (18-61)	vs. USC, 3/4/06
3-point FG Made	2	at Washington State, 2/23/06	2	at Arizona, 1/21/06
			2	vs. Washington State, 1/28/06
3-point FG Attempts	8	vs. Oregon, 1/5/06	7	vs. Oregon State, 1/7/06
3-point FG Percentage	.133 (2-15)	at Washington State, 2/23/06	.150 (3-20)	at Oregon, 2/4/06
Free Throws Made	3	at Washington State, 2/23/06	1	vs. Northeastern, 11/26/05
FT Attempts	10	at Washington State, 2/23/06	2	vs. Northeastern, 11/26/05
			2	at Washington State, 2/23/06
			2	vs. North Carolina State, 3/17/06
FT Percentage	.300 (3-10)	at Washington State, 2/23/06	.250 (2-8)	vs. San Jose State, 11/30/05
Rebounds	24	at Eastern Michigan, 11/18/05	15	vs. USC, 3/9/06
Assists	4	vs. UCLA, 3/11/06	5	at UCLA, 12/31/05
Steals	0	vs. Arizona, 2/16/06	1	at Arizona State, 1/19/06
Blocked Shots	0	at Eastern Michigan, 11/18/05	0	at UCLA, 12/31/05
			0	vs. Arizona, 2/16/06
			0	vs. Oregon, 3/10/06
Turnovers	4	vs. Stanford, 2/9/06	8	vs. USC, 3/9/06
Fouls	8	vs. Northeastern, 11/26/05	10	at Washington State, 2/23/06



MISCELLANEOUS STATISTICS

2005-06 INDIVIDUAL SEASON HIGHS

	<i>California</i>	<i>Opponent</i>
Points	41 Leon Powe vs. Oregon, 3/10/06	27 Brandon Roy, Washington, 2/26/06
FG Made	14 Leon Powe vs. Oregon, 3/10/06	11 Jose Juan Barea, Northeastern, 11/26/05
FG Attempted	21 Leon Powe vs. Stanford, 2/9/06	24 Jose Juan Barea, Northeastern, 11/26/05
FG Pct.	1.000 (3-3) Rod Benson vs. San Diego State, 12/6/05	1.000 (6-6) Chris Hernandez, Stanford, 1/13/06
3FG Made	4 many times, last by R. Midgley at Washington, 2/26/06	5 many times, last by J. Farmar, UCLA, 3/11/06
3FG Attempted	12 Richard Midgley vs. Oregon State, 1/7/06	13 Chamberlain Oguchi, Oregon, 3/10/06
3FG Pct.	1.000 (3-3) many times, last by T. Robertson vs. Oregon, 3/10/06	1.000 (5-5) Chris Hernandez, Stanford, 1/13/06
FT Made	13 Leon Powe vs. Arizona State, 2/18/06	9 Matt Haryasz, Stanford, 2/9/06
	13 Leon Powe vs. Oregon, 3/10/06	9 Gabe Pruitt, USC, 3/9/06
FT Attempted	18 Leon Powe vs. Oregon, 3/10/06	10 Kevin Kruger, Arizona State, 1/19/06
		10 Matt Haryasz, Stanford, 2/9/06
FT Pct.	1.000 (10-10) Leon Powe vs. USC, 3/4/06	1.000 (9-9) Gabe Pruitt, USC, 3/9/06
Rebounds	20 Leon Powe vs. USC, 3/9/06	13 Marcus Slaughter, San Diego St., 12/6/05
Assists	7 Ayinde Ubaka vs. Washington, 1/26/06	9 Jose Juan Barea, Northeastern, 11/26/05
	7 Ayinde Ubaka at Oregon State, 2/2/06	9 Brandon Roy, Washington, 1/26/06
Steals	6 Richard Midgley at Eastern Michigan, 11/18/05	5 Gabe Pruitt, USC, 12/29/05
Blocked Shots	4 DeVon Hardin vs. Northern Colorado, 11/25/05	6 Shawn James, Northeastern, 11/26/05
	4 DeVon Hardin vs. Arizona, 2/16/06	
	4 DeVon Hardin vs. Arizona State, 2/18/06	
Turnovers	6 Richard Midgley at Arizona, 1/21/06	9 Brandon Heath, San Diego State, 12/6/05

MISCELLANEOUS STATISTICS


	<i>California</i>	<i>Opponent</i>
Bench Points	349 (10.6 ppg)	516 (17.0 ppg)
Field Goal Percentage – Home	45.3 (355-783)	43.2 (351-813)
Field Goal Percentage – Away	44.4 (227-511)	41.6 (215-517)
Field Goal Percentage – Neutral	44.4 (135-304)	47.6 (151-317)
Most Points – Half	52 at Arizona State (2nd)	42 vs. Northeastern (2nd)
Fewest Points – Half	19 at Washington St. (2nd)	19 at Washington St. (1st)
Record When Cal Shoots 50% or Better	7-0	
Record When Opponent Shoots 50% or Better	2-6	
Record When Opponent Shoots 40% or Less	11-2	
Record When Cal Outrebounds Opponent	14-4	
Record When Opponent Outrebounds Cal	5-7	
Record When Cal Has Same Rebounds as Opponent	1-0	
Record When Cal Has Fewer Turnovers Than Opponent	13-4	
Record When Opponent Has Fewer Turnovers Than Cal	7-6	
Record When Cal Has Same Turnovers at Opponent	0-1	
Record When Cal Has More Assists Than Opponent	10-4	
Record When Opponent Has More Assists Than Cal	10-6	
Record When Cal Has Same Assists as Opponent	0-1	
Record When Cal Leads at the Half	18-5	
Record When Opponent Leads at the Half	2-6	
Record When Tied at the Half	0-0	
Free Throw Percentage – Last 2 Minutes and OT	78.3 (108-138)	
	Benson 2-2, Hardin 2-2, Knezevic 3-8, Kovacevic 0-1, Midgley 14-17, Panawek 1-2, Powe 25-35, Pribble 2-2, Robertson 11-14, J. Wilkes 2-2, O. Wilkes 5-6, Ubaka 41-47	
Double Figure Scoring Games	98	
	Benson 3, Hardin 9, Midgley 13, Powe 26, Robertson 8, Ubaka 27, J. Wilkes 1, O. Wilkes 10	
Double-Doubles	20	
	Hardin 5, Powe 15	



2005-06 PAC-10 STANDINGS/HONORS

FINAL STANDINGS

	CONFERENCE					OVERALL						
	W	L	PCT	Home	Away	W	L	PCT	Home	Away	Neutral	Last 10
UCLA (NCAA)	14	4	.778	7-2	7-2	32	7	.821	14-3	8-2	10-2	9-1
Washington (NCAA)	13	5	.722	7-2	6-3	26	7	.788	17-2	6-3	3-2	8-2
California (NCAA)	12	6	.667	6-3	6-3	20	11	.645	12-3	6-4	2-4	5-5
Arizona (NCAA)	11	7	.611	7-2	4-5	20	13	.606	12-2	5-7	3-4	6-4
Stanford (NIT)	11	7	.611	7-2	4-5	16	14	.533	11-3	1-4-9	1-2	4-6
USC	8	10	.444	5-4	3-6	17	13	.567	11-5	1-5-6	1-2	3-7
Oregon	7	11	.389	4-5	3-6	15	18	.455	10-7	3-9	2-2	5-5
Oregon State	5	13	.278	3-6	2-7	13	18	.419	7-6	2-10	4-2	3-7
Arizona State	5	13	.278	2-7	3-6	11	17	.393	8-9	3-7	0-1	4-6
Washington State	4	14	.222	3-6	1-8	11	17	.393	8-7	2-9	1-1	2-8

PAC-10 PLAYERS
OF THE YEAR

1994	Jason Kidd, CAL
1995	Ed O'Bannon, UCLA Damon Stoudamire, ARIZ
1996	Shareef Abdur-Rahim, CAL
1997	Ed Gray, CAL
1998	Mike Bibby, ARIZ
1999	Jason Terry, ARIZ
2000	Eddie House, ASU
2001	Sean Lampley, CAL
2002	Sam Clancy, USC
2003	Luke Ridnour, ORE
2004	Josh Childress, STAN
2005	Ike Diogu, ASU
2006	Brandon Roy, WASH

INDIVIDUAL HONORS

Pac-10 Player of the Year
Brandon Roy, Washington

Pac-10 Freshman of the Year
Luc Richard Mbah a Moute, UCLA

Pac-10 Coach of the Year
Ben Howland, UCLA

PAC-10 POSTSEASON HONORS

ALL-PAC-10

Name, School	Pos	Yr	Ht	Wt	Hometown
Hassan Adams, ARIZ	G	Sr	6-4	220	Los Angeles, Calif.
Arron Afflalo, UCLA	G	So	6-5	200	Compton, Calif.
Jordan Farmar, UCLA	G	So	6-2	180	Van Nuys, Calif.
Matt Haryasz, STAN	F	Sr	6-10	230	Page, Ariz.
Chris Hernandez, STAN	G	Sr	6-2	190	Fresno, Calif.
Leon Powe, CAL	F	So	6-8	240	Oakland, Calif.
Gabe Pruitt, USC	G	So	6-4	170	Los Angeles, Calif.
Brandon Roy, WASH	G	Sr	6-6	210	Seattle, Wash.
Ayinde Ubaka, CAL	G	Jr	6-4	200	Oakland, Calif.
Nick Young, USC	G/F	So	6-6	195	Los Angeles, Calif.

Cal Honorable Mention: DeVon Hardin

PAC-10 ALL-FRESHMAN

Name, School	Pos	Ht	Wt	Hometown
Jon Brockman, WASH	F	6-7	245	Snohomish, Wash.
Justin Dentmon, WASH	G	6-0	180	Carbondale, Ill.
Luc Richard Mbah a Moute, UCLA	F	6-7	215	Yaounde, Cameroon
Jeff Pendergraph, ASU	F	6-10	210	Etwanda, Calif.
Marcus Williams, ARIZ	F	6-7	205	Seattle, Wash.

Cal Honorable Mention: Theo Robertson

PAC-10 ALL-ACADEMIC

Name, School	First Team		
	Year	GPA	Major
Robbie Cowgill, WSU	So.	3.38	Management Options
Dan Grunfeld, STAN	Sr.	3.66	American Studies
Chris Hernandez, STAN	Sr.	3.25	Sociology
Lamar Hurd, OSU	Sr.	3.12	Communications
Alex Pribble, CAL	Jr.	3.30	Sociology

Name, School	Second Team		
	Year	GPA	Major
Taj Finger, STAN	So.	3.19	Undeclared
Hans Gasser, WASH	Jr.	3.17	Business Administration
Chad Goldstein, ASU	RFr.	3.73	Pre-business
Jordan Kent, ORE	Jr.	3.04	Business Administration
Peter Prowitt, STAN	So.	3.32	Undecided

Cal Honorable Mention: Martin Smith



2005-06 PAC-10 STATISTICS

TEAM STATISTICS

SCORING OFFENSE

	G	W-L	Pts	Avg
1. Washington	33	26-7	2706	82.0
2. Arizona	33	20-13	2433	73.7
3. Oregon	33	15-18	2295	69.5
4. California	31	20-11	2128	68.6
5. USC	30	17-13	2055	68.5
6. UCLA	39	32-7	2642	67.7
7. Arizona State	28	11-17	1878	67.1
8. Stanford	30	16-14	1992	66.4
9. Oregon State	31	13-18	2043	65.9
10. Washington State	28	11-17	1629	58.2

SCORING DEFENSE

	G	Pts	Avg
1. Washington State	28	1616	57.7
2. UCLA	39	2288	58.7
3. California	31	2000	64.5
4. Oregon	33	2156	65.3
Stanford	30	1960	65.3
6. USC	30	2012	67.1
7. Arizona	33	2267	68.7
8. Washington	33	2306	69.9
9. Arizona State	28	1958	69.9
10. Oregon State	31	2170	70.0

SCORING MARGIN

	G	Off	Def	Mar
1. Washington	33	82.0	69.9	+12.1
2. UCLA	39	67.7	58.7	+9.1
3. Arizona	33	73.7	68.7	+5.0
4. Oregon	33	69.5	65.3	+4.2
5. California	31	68.6	64.5	+4.1
6. USC	30	68.5	67.1	+1.4
7. Stanford	30	66.4	65.3	+1.1
8. Washington State	28	58.2	57.7	+0.5
9. Arizona State	28	67.1	69.9	-2.9
10. Oregon State	31	65.9	70.0	-4.1

FIELD GOAL PERCENTAGE

	G	FG	FGA	Pct
1. UCLA	39	939	1987	.473
2. Washington	33	982	2087	.471
3. Oregon	33	832	1826	.456
4. California	31	717	1598	.449
5. Arizona	33	909	2037	.446
6. Oregon State	31	704	1605	.439
7. USC	30	727	1678	.433
8. Arizona State	28	655	1520	.431
9. Washington State	28	606	1410	.430
10. Stanford	30	673	1580	.426

3-POINT FIELD GOAL PERCENTAGE

	G	FG	FGA	Pct
1. Arizona State	28	158	418	.378
2. California	31	169	452	.374
3. Washington	33	220	602	.365
4. Oregon State	31	166	470	.353
5. Stanford	30	146	416	.351
6. UCLA	39	236	682	.346
7. USC	30	196	569	.344
8. Oregon	33	225	675	.333
9. Washington State	28	129	388	.332
10. Arizona	33	142	445	.319

FREE THROW PERCENTAGE

	G	FT	FTA	Pct
1. Stanford	30	500	655	.763
2. Washington	33	522	697	.749
3. California	31	525	716	.733
4. Arizona State	28	410	568	.722
5. Washington State	28	288	402	.716
6. Arizona	33	473	667	.709
7. Oregon State	31	469	674	.696
8. USC	30	405	586	.691
9. UCLA	39	528	764	.691
10. Oregon	33	406	596	.681

REBOUND MARGIN

	G	Team	Avg	Opp	Avg	Mar
1. Washington	33	1232	37.3	1036	31.4	+5.9
2. UCLA	39	1303	33.4	1126	28.9	+4.5
3. Oregon	33	1110	33.6	1022	31.0	+2.7
4. Stanford	30	1028	34.3	972	32.4	+1.9
5. California	31	1002	32.3	956	30.8	+1.5
6. Arizona State	28	927	33.1	924	33.0	+0.1
7. Arizona	33	1140	34.5	1147	34.8	-0.2
8. Washington State	28	874	31.2	933	33.3	-2.1
9. Oregon State	31	1028	33.2	1112	35.9	-2.7
10. USC	30	946	31.5	1086	36.2	-4.7

FIELD GOAL PCT DEFENSE

	G	FG	FGA	Pct
1. Washington State	28	560	1438	.389
2. UCLA	39	833	2007	.415
3. Stanford	30	701	1641	.427
4. Oregon State	31	792	1835	.432
5. USC	30	712	1647	.432
6. California	31	717	1647	.435
7. Washington	33	818	1877	.436
8. Oregon	33	776	1750	.443
9. Arizona State	28	665	1493	.445
10. Arizona	33	815	1799	.453



INDIVIDUAL STATISTICS

SCORING

	G	FG	3FG	FT	Pts	Avg
1. Powe, Leon-CAL	27	178	3	194	553	20.5
2. Roy, Brandon-WASH	33	228	39	171	666	20.2
3. Adams, Hassan-ARIZ	31	234	17	58	543	17.5
4. Young, Nick-USC	30	191	23	113	518	17.3
5. Pruitt, Gabe-USC	25	130	68	94	422	16.9
6. Haryasz, Matt-STAN	28	156	4	137	453	16.2
7. Afflalo, Arron-UCLA	39	203	83	129	618	15.8
8. Hairston, Malik-ORE	32	175	47	82	479	15.0
9. Kruger, Kevin-ASU	28	120	81	98	419	15.0
10. Ubaka, Ayinde-CAL	31	140	61	110	451	14.5

REBOUNDING

	G	Off	Def	Reb	Avg
1. Powe, Leon-CAL	27	89	184	273	10.1
2. Haryasz, Matt-STAN	28	75	169	244	8.7
3. Mbah a Moute, Luc Ri-UCLA	39	117	201	318	8.2
4. Jones, Marcel-OSU	31	42	165	207	6.7
5. Hardin, DeVon-CAL	31	66	139	205	6.6
6. Young, Nick-USC	30	74	124	198	6.6
7. Brockman, Jon-WASH	33	85	130	215	6.5
8. Radenovic, Ivan-ARIZ	32	88	115	203	6.3
9. Pendergraph, Jeff-ASU	27	57	108	165	6.1
10. Leunen, Maarty-ORE	31	49	140	189	6.1

FIELD GOAL PERCENTAGE

	G	FG	FGA	Pct
1. Mbah a Moute, Luc Ri-UCLA	39	134	249	538
2. Brockman, Jon-WASH	33	116	224	518
3. Roy, Brandon-WASH	33	228	449	508
4. Williams, Jamaal-WASH	33	200	403	496
5. Powe, Leon-CAL	27	178	359	496
6. Pendergraph, Jeff-ASU	27	115	233	494
7. Cuic, Sasa-OSU	30	126	257	490
8. DeWitz, Nick-OSU	28	125	256	488
9. Weaver, Kyle-WSU	27	85	176	483
10. Haryasz, Matt-STAN	28	156	325	480

3-POINT FIELD GOAL PERCENTAGE

	G	FG	FGA	Pct
1. Cuic, Sasa-OSU	30	36	73	493
2. Hernandez, Chris-STAN	30	75	159	472
3. Appleby, Ryan-WASH	33	70	165	424
4. Kruger, Kevin-ASU	28	81	201	403
5. Roy, Brandon-WASH	33	39	97	402
6. Stewart, Lodrick-USC	30	50	126	397
7. Krueger, Bryson-ASU	28	48	124	387
8. Midgley, Richard-CAL	30	49	127	386
9. Pruitt, Gabe-USC	25	68	179	380
10. Hairston, Malik-ORE	32	47	124	379

FREE THROW PERCENTAGE

	G	FT	FTA	Pct
1. Hernandez, Chris-STAN	30	109	121	901
2. Stephens, Chris-OSU	31	83	93	892
3. Ubaka, Ayinde-CAL	31	110	132	833
4. Dentmon, Justin-WASH	33	96	118	814
5. Roy, Brandon-WASH	33	171	211	810
6. Kruger, Kevin-ASU	28	98	121	810
7. Brooks, Aaron-ORE	32	71	88	807
8. Afflalo, Arron-UCLA	39	129	160	806
9. Shakur, Mustafa-ARIZ	33	108	134	806
10. Pruitt, Gabe-USC	25	94	117	803

ASSISTS

	G	Ast	Avg
1. Farmar, Jordan-UCLA	37	189	5.11
2. Shakur, Mustafa-ARIZ	33	154	4.67
3. Brooks, Aaron-ORE	32	141	4.41
4. Roy, Brandon-WASH	33	135	4.09
5. Weaver, Kyle-WSU	27	107	3.96
6. Atuahene, Antwi-ASU	28	108	3.86
7. Ubaka, Ayinde-CAL	31	119	3.84
8. Dentmon, Justin-WASH	33	124	3.76
9. Francis, Ryan-USC	30	111	3.70
10. Kruger, Kevin-ASU	28	99	3.54


STEALS

	G	Stl	Avg
1. Adams, Hassan-ARIZ	31	82	2.65
2. Pruitt, Gabe-USC	25	55	2.20
3. Rodgers, Chris-ARIZ	25	54	2.16
4. Dentmon, Justin-WASH	33	52	1.58
5. Francis, Ryan-USC	30	47	1.57
6. Kruger, Kevin-ASU	28	42	1.50
7. Shakur, Mustafa-ARIZ	33	48	1.45
8. Weaver, Kyle-WSU	27	39	1.44
9. Roy, Brandon-WASH	33	46	1.39
10. Williams, Jamaal-WASH	33	44	1.33

BLOCKED SHOTS

	G	Blk	Avg
1. DeWitz, Nick-OSU	28	59	2.11
2. Haryasz, Matt-STAN	28	47	1.68
3. N'diaye, Abdoulaye-USC	30	47	1.57
4. Hardin, DeVon-CAL	31	48	1.55
5. Walters, Kirk-ARIZ	33	50	1.52
6. Cowgill, Robbie-WSU	25	33	1.32
7. Clark, Ivory-WSU	28	31	1.11
8. Jeffers, Kyle-OSU	30	30	1.00
9. Hollins, Ryan-UCLA	33	29	0.88
10. Pendergraph, Jeff-ASU	27	23	0.85





DeVon Hardin

CALIFORNIA 70, SAN JOSE STATE 52
Nov. 30, 2005 – Haas Pavilion – Berkeley, CA

Playing in his first game in 629 days, Leon Powe tied a career high with 27 points (since broken) and added 10 rebounds to lead Cal over San Jose State, 70-52. Powe scored Cal's first 10 points, shooting 5-for-5 from the field. Leading just 45-41 with 11:42 left, the Bears went on a 20-4 run to clinch the game. Richard Midgley added 17 points (14 in the first half) and four steals. Jordan Wilkes did not play due to a sprained ankle.

San Jose State	Fg-a	3p-a	Ft-a	Reb	Pf	Pts	Ast	To	Bk	St	Min
Alex Elam, f	3-9	1-4	0-0	4	5	7	0	3	0	2	26
Kevin Fleming, f	1-4	0-1	0-0	3	3	2	1	2	0	0	15
Matt Misko, c	1-5	0-0	1-2	0	1	3	1	3	0	0	24
Julian Richardson, g	3-9	3-8	0-0	0	0	9	0	4	0	0	34
Carlton Spencer, g	2-7	1-4	0-0	2	1	5	5	5	0	0	32
Tyree Gardner	3-4	1-1	1-3	2	0	8	0	1	0	1	15
Jared Cozad	3-7	0-2	0-2	8	0	6	1	1	0	0	18
Devonte Thomas	3-8	0-0	0-1	5	4	6	0	1	0	0	18
Kenny Smith	0-0	0-0	0-0	0	1	0	0	0	0	0	2
Menelik Barbary	3-5	0-1	0-0	6	2	6	0	1	1	0	16
Team				5							
Totals	22-58	6-21	2-8	35	17	52	8	21	1	3	200

California	Fg-a	3p-a	Ft-a	Reb	Pf	Pts	Ast	To	Bk	St	Min
Omar Wilkes, f	2-3	0-1	2-2	2	2	6	1	1	0	0	24
Leon Powe, f	11-18	0-0	5-9	10	2	27	1	2	1	2	31
DeVon Hardin, c	3-6	0-0	0-0	3	4	6	0	2	1	1	26
Ayinde Ubaka, g	2-7	2-6	0-0	2	2	6	4	3	0	1	37
Richard Midgley, g	5-10	4-8	3-4	4	1	17	5	2	0	4	40
Eric Vierneisel	0-2	0-1	0-0	2	0	0	2	2	0	0	5
Martin Smith	0-1	0-0	2-2	2	0	2	3	1	0	1	17
Theo Robertson	1-3	1-3	0-0	2	4	3	1	0	0	0	17
Alex Pribble	1-1	1-1	0-0	0	0	3	0	0	0	0	3
Ivan Kovacevic	0-0	0-0	0-0	0	0	0	0	0	0	0	0+
Team				3				1			
Totals	25-51	8-20	12-17	30	15	70	17	14	2	9	200

Halftime: Cal 37, SJSU 28. FG%: SJSU 37.9, Cal 49.0. 3P%: SJSU 28.6, Cal 40.0. FT%: SJSU 25.0, Cal 70.6. Officials: Harris, Padilla, Tuggle. Technical fouls: none. Attendance: 8,138.



CALIFORNIA 89, AKRON 75

Dec. 3, 2005 – Haas Pavilion – Berkeley, CA

Post players Leon Powe and DeVon Hardin combined for 44 points and 17 rebounds to lead Cal to an 89-75 win. The Bears forced the Zips into early foul trouble and went to the free throw line 33 times to Akron's eight. With Powe scoring six points during an 8-0 run, Cal took a 22-12 lead midway through the first half, and the Bears led by double digits most of the second period. In addition to shooting 84.8 percent from the foul line, Cal also sank 55.1 percent of its field goal attempts.

Akron	Fg-a	3p-a	Ft-a	Reb	Pf	Pts	Ast	To	Bk	St	Min
Darryl Peterson, f	3-8	1-4	0-0	4	4	7	2	3	0	0	22
Romeo Travis, f	3-3	0-0	0-0	1	5	6	3	1	0	0	14
Matt Futch, c	3-6	0-1	2-3	3	4	8	0	1	0	0	21
Nick Dials, g	6-8	3-4	0-0	3	1	15	0	0	0	0	33
Dru Joyce, g	5-9	2-3	0-0	1	3	12	6	5	0	0	33
Cedrick Middleton	0-2	0-2	2-2	0	3	2	1	3	0	0	18
Quade Milum	0-0	0-0	0-0	1	1	0	0	1	0	0	13
Bubba Walther	0-2	0-1	1-2	1	1	1	3	2	0	0	13
Chad Mraz	0-1	0-1	0-0	0	0	0	1	0	0	0	1
Nick Goddard	1-2	1-2	0-0	0	0	3	0	0	0	0	1
Rob Preston	7-12	4-8	0-0	3	5	18	2	1	1	0	20
Nate Linhart	1-3	0-0	1-1	6	0	3	0	1	0	2	10
Zach Sowers	0-1	0-1	0-0	0	0	0	0	0	0	0	1
Team				1	1			1			
Totals	29-57	11-27	6-8	24	28	75	18	19	1	2	200

California	Fg-a	3p-a	Ft-a	Reb	Pf	Pts	Ast	To	Bk	St	Min
Omar Wilkes, f	3-5	1-1	0-0	0	1	7	0	3	0	1	20
Leon Powe, f	7-11	0-0	12-16	10	1	26	2	1	0	2	36
DeVon Hardin, c	5-6	0-0	8-9	7	2	18	1	3	3	2	30
Ayinde Ubaka, g	6-13	3-8	0-0	5	1	15	4	0	0	1	37
Richard Midgley, g	3-9	3-7	6-6	2	4	15	2	2	0	0	25
Eric Vierneisel	0-0	0-0	0-0	0	0	0	0	0	0	0	4
Martin Smith	1-1	0-0	2-2	1	1	4	6	2	0	1	22
Theo Robertson	2-4	0-2	0-0	2	2	4	3	1	0	0	23
Alex Pribble	0-0	0-0	0-0	0	0	0	1	0	0	0	3
Ivan Kovacevic	0-0	0-0	0-0	0	0	0	0	0	0	0	0+
Team				1							
Totals	27-49	7-18	28-33	27	12	89	19	13	3	7	200

Halftime: Cal 45, Akron 36. FG%: Akron 50.9, Cal 55.1. 3P%: Akron 40.7, Cal 38.9. FT%: Akron 75.0, Cal 84.8. Officials: Wood, Gianquinto, Harvey. Technical fouls: Akron bench. Attendance: 7,820.

CALIFORNIA 82, SAN DIEGO STATE 64

Dec. 6, 2005 – Haas Pavilion – Berkeley, CA

Leon Powe had 22 points and eight rebounds and Cal sank 10-of-18 three-pointers, as the Bears defeated San Diego State, 82-64. Trailing 22-20 with 8:06 left in the first half, Cal went on a 14-0 run and didn't let the Aztecs within 10 points the rest of the way. Richard Midgley, who finished with 17 points, became the 34th player in school history to score 1,000 in his career, reaching the level with a three-point play early in the second period.

San Diego State	Fg-a	3p-a	Ft-a	Reb	Pf	Pts	Ast	To	Bk	St	Min
Kyle Spain, f	2-8	1-3	4-4	6	3	9	2	4	0	0	31
Marcus Slaughter, f	8-14	0-0	6-7	13	4	22	1	2	0	0	34
Mohamed Camara, c	3-5	0-0	0-0	4	2	6	0	1	1	3	29
Brandon Heath, g	3-8	2-4	0-0	1	0	8	1	9	0	1	27
Richie Williams, g	0-1	0-0	0-0	3	2	0	5	2	0	2	25
Brett Hoerner	0-0	0-0	0-0	0	1	0	0	1	1	0	2
John Sharper	5-11	3-8	2-4	1	3	15	1	0	0	0	23
Matt Thomas	1-5	0-0	2-2	1	0	4	2	0	0	0	17
Tim McGrath	0-1	0-1	0-0	1	1	0	1	0	0	0	12
Team				1							
Totals	22-53	6-16	14-17	30	16	64	13	20	2	6	200

California	Fg-a	3p-a	Ft-a	Reb	Pf	Pts	Ast	To	Bk	St	Min
Omar Wilkes, f	3-7	2-2	0-0	1	1	8	1	2	0	1	25
Leon Powe, f	9-14	1-1	3-6	8	3	22	3	2	0	1	36
DeVon Hardin, c	3-6	0-0	0-0	6	3	6	1	2	2	0	20
Ayinde Ubaka, g	5-11	3-7	0-0	5	3	13	5	2	0	1	36
Richard Midgley, g	5-9	4-5	3-3	1	2	17	5	0	0	2	34
Rod Benson	3-3	0-0	2-2	2	2	8	0	1	1	0	13
Sveve Panawek	0-1	0-1	0-0	0	0	0	0	0	0	0	1
Eric Vierneisel	0-0	0-0	0-0	0	0	0	0	0	0	0	2
Martin Smith	0-2	0-0	2-2	3	2	2	1	3	0	1	19
Theo Robertson	0-3	0-2	4-4	1	1	4	1	0	0	1	11
Alex Pribble	0-0	0-0	0-0	1	0	0	1	0	0	0	2
Ivan Kovacevic	1-1	0-0	0-1	1	1	2	0	0	0	0	1
Team				1				1			
Totals	29-57	10-18	14-18	30	18	82	18	13	3	7	200

Halftime: Cal 42, SDSU 32. FG%: SDSU 41.5, Cal 50.9. 3P%: SDSU 37.5, Cal 55.6. FT%: SDSU 82.4, Cal 77.8. Officials: McCall, Littlewood, Irving. Technical fouls: Slaughter, Powe. Attendance: 8,679.

Box Scores

KANSAS 69, CALIFORNIA 56

Dec. 10, 2005 – Kemper Arena – Kansas City, MO

Brandon Rush scored eight points during a 24-6 run opening the second half, and Kansas beat Cal, 69-56. The Bears held KU to just one field goal over the first eight minutes and took a 12-3 lead. But the Jayhawks battled back and closed the gap to 34-31 at the break. Cal shot 25.8 percent from the floor in the second half and missed all six of its three-point attempts. Leon Powe finished with 16 points, 11 rebounds and a career-best four steals for the Bears. As a team, Cal picked off a season-high 11 steals in the game.

California	Fg-a	3p-a	Ft-a	Reb	Pf	Pts	Ast	To	Bk	St	Min
Leon Powe, f	7-14	0-0	2-2	11	3	16	2	5	2	4	34
DeVon Hardin, c	1-4	0-0	3-4	3	3	5	0	0	0	0	19
Ayinde Ubaka, g	3-10	2-7	2-2	4	1	10	1	1	0	0	37
Omar Wilkes, g	4-9	1-3	4-6	1	1	13	1	1	0	3	31
Richard Middleley, g	2-8	1-3	1-2	4	4	6	2	4	0	2	39
Rod Benson	2-7	0-0	0-0	2	1	4	1	5	1	0	20
Eric Vierneisel	0-0	0-0	0-0	0	0	0	0	0	0	0	2
Martin Smith	1-1	0-0	0-1	0	1	2	3	1	0	0	9
Theo Robertson	0-3	0-3	0-0	1	0	0	2	0	0	2	9
Team				6							
Totals	20-56	4-16	12-17	32	14	56	12	17	3	11	200

Kansas	Fg-a	3p-a	Ft-a	Reb	Pf	Pts	Ast	To	Bk	St	Min
Sasha Kaun, c	0-2	0-0	0-0	2	2	0	0	1	0	0	9
C.J. Giles, c	8-14	0-0	1-1	9	2	17	1	3	5	3	32
Jeff Hawkins, g	2-4	2-3	0-0	3	4	6	1	2	0	0	20
Russell Robinson, g	1-5	1-2	1-2	1	3	4	3	1	1	1	20
Brandon Rush, g	4-9	1-1	3-3	7	1	12	3	2	0	0	27
Mario Chalmers	0-3	0-1	1-2	1	0	1	1	6	0	2	11
Stephen Vinson	1-3	0-2	4-4	3	2	6	6	1	0	1	25
Micah Downs	4-6	2-3	0-0	3	2	10	1	0	0	0	17
Julian Wright	5-8	0-0	1-2	6	1	11	1	2	0	1	17
Christian Moody	1-4	0-0	0-0	2	3	2	2	1	0	1	22
Team				4							
Totals	26-58	6-12	11-14	41	20	69	19	19	6	9	200

Halftime: Cal 34, KU 31. FG%: Cal 35.7, KU 44.8. 3P%: Cal 25.0, KU 50.0. FT%: Cal 70.6, KU 78.6. Officials: O'Neill, Hall, Higgins. Technical fouls: none. Attendance: 16,180.

DEPAUL 68, CALIFORNIA 65

Dec. 21, 2005 – Oakland Arena – Oakland, CA

Draelon Burns scored four points in the final 2:35, and DePaul hung on for a 68-65 victory over Cal in the Pete Newell Challenge. The Bears built a 61-54 lead with 7:10 remaining in the game, but were outscored, 14-4, the rest of the way. Cal trailed, 67-65, when Leon Powe was fouled with three seconds left. However, he missed his first free throw attempt, and an intentional miss on the second try did not hit the rim. Ayinde Ubaka scored 13 of his 16 points in the second half, going 3-for-3 from behind the arc during the period.

DePaul	Fg-a	3p-a	Ft-a	Reb	Pf	Pts	Ast	To	Bk	St	Min
Karron Clarke, f	4-7	0-2	0-0	3	5	8	0	1	1	1	25
Wilson Chandler, f	2-7	0-4	0-0	11	2	4	1	4	3	0	37
Marlon Brumfield, c	3-4	0-0	2-2	2	3	8	1	0	0	0	16
Jabari Currie, g	6-8	1-1	0-0	1	1	13	4	3	1	0	32
Sammy Mejia, g	8-14	2-4	2-5	3	3	20	3	0	0	0	33
Draelon Burns	4-12	1-5	4-4	2	0	13	0	1	0	2	27
Cliff Clinkscales	0-2	0-1	0-0	0	1	0	2	1	0	0	15
Marcus Heard	0-0	0-0	0-0	0	2	0	0	0	0	0	4
Lorenzo Thompson	1-2	0-1	0-0	5	1	2	0	0	0	1	11
Team				2							
Totals	28-56	4-18	8-11	29	18	68	11	10	5	4	200

California	Fg-a	3p-a	Ft-a	Reb	Pf	Pts	Ast	To	Bk	St	Min
Omar Wilkes, f	5-10	3-5	0-0	2	0	13	2	3	0	0	32
Leon Powe, f	5-12	0-1	3-8	8	2	13	0	1	0	0	33
DeVon Hardin, c	3-4	0-0	5-8	9	3	11	1	0	2	0	25
Ayinde Ubaka, g	6-10	4-6	0-0	2	3	16	3	0	0	0	37
Richard Middleley, g	2-11	0-6	0-0	5	4	4	5	2	0	1	35
Rod Benson	2-7	0-0	2-2	7	1	6	1	5	0	0	15
Martin Smith	0-1	0-0	0-0	0	1	0	4	1	0	0	10
Theo Robertson	1-2	0-1	0-0	1	0	2	2	1	0	1	11
Alex Pribble	0-0	0-0	0-0	0	0	0	0	0	0	0	2
Team				4							
Totals	24-57	7-19	10-18	38	14	65	18	13	2	2	200

Halftime: Cal 31, DePaul 29. FG%: DePaul 50.0, Cal 42.1. 3P%: DePaul 22.2, Cal 36.8. FT%: DePaul 72.7, Cal 55.6. Officials: Hicks, Reed, Stowe. Technical fouls: none. Attendance: 8,426.



Ayinde Ubaka

CALIFORNIA 62, USC 58

Dec. 29, 2005 – Staples Center – Los Angeles, CA

Leon Powe had 20 points and 14 rebounds, and Ayinde Ubaka scored seven of his nine points in the final 4:53 to lead Cal to a 62-58 win over USC in the Pac-10 opener for both schools. The Bears never trailed in the game while winning on the road for the first time in four tries this season. It also marked the first time Cal won a conference opener on the road since 1982 against Stanford. Gabe Pruitt's 3-pointer pulled USC within 60-58 with 7.2 seconds left, and the Trojans had a chance to tie it when Powe missed a free throw. But Pruitt was called for traveling on USC's next possession and Ubaka's two free throws clinched it with 2.2 seconds on the clock.

California	Fg-a	3p-a	Ft-a	Reb	Pf	Pts	Ast	To	Bk	St	Min
DeVon Hardin, f	2-3	0-0	1-2	5	2	5	0	1	1	0	23
Leon Powe, f	7-18	0-0	6-10	14	1	20	3	2	2	1	36
Ayinde Ubaka, g	2-9	0-4	5-6	4	1	9	3	2	0	1	37
Omar Wilkes, g	4-12	3-6	0-0	2	0	11	2	3	0	1	33
Richard Middleley, g	4-5	3-3	0-0	4	4	11	0	2	0	1	24
Rod Benson	1-3	0-0	2-2	5	2	4	0	1	2	0	18
Nikola Knezevic	0-1	0-1	0-0	0	0	0	0	1	0	0	3
Theo Robertson	1-2	0-1	0-0	3	3	2	0	3	0	1	17
Alex Pribble	0-0	0-0	0-0	0	0	0	0	0	0	1	8
Jordan Wilkes	0-0	0-0	0-0	0	0	0	0	0	0	0	1
Team				5							
Totals	21-53	6-15	14-20	42	13	62	8	15	5	6	200

USC	Fg-a	3p-a	Ft-a	Reb	Pf	Pts	Ast	To	Bk	St	Min
Nick Young, f	7-18	1-3	1-2	7	2	16	0	2	0	0	38
Lodrick Stewart, f	5-14	4-10	2-2	4	2	16	1	3	1	1	36
Abdoulaye Ndiaye, c	1-5	0-0	0-0	7	4	2	0	2	1	0	35
Ryan Francis, g	3-7	1-2	2-3	6	4	9	3	0	0	1	37
Gabe Pruitt, g	5-14	1-3	2-5	4	1	13	4	4	0	5	37
Dwayne Shackelford	0-0	0-0	0-1	1	2	0	1	1	0	0	9
Sead Odzic	0-0	0-0	0-0	0	0	0	0	0	0	0	1
Jeremy Barr	1-1	0-0	0-0	1	1	2	0	0	0	0	7
Team				2							
Totals	22-59	7-18	7-13	32	16	58	9	12	2	7	200

Halftime: Cal 32, USC 29. FG%: Cal 37.9, USC 37.3. 3P%: Cal 40.0, USC 38.9. FT%: Cal 70.0, USC 53.8. Officials: Hall, McCall, Banaria. Technical fouls: none. Attendance: 5,239.



CALIFORNIA 68, NO. 11 UCLA 61

Dec. 31, 2005 – Pauley Pavilion – Los Angeles, CA

Playing all 40 minutes for the first time in his career, Ayinde Ubaka scored 18 points and dished out four assists to lead Cal to a 68-61 win over UCLA (#11 AP/#11 ESPN/USA Today). The Bruins pulled within two points on a jumper by Jordan Farmar with 1:06 to play. Arron Afflalo then stripped the ball from Ubaka under Cal's basket on the following possession, but Ubaka immediately grabbed it back and scored, giving the Bears a 62-58 lead. The final result gave Cal a road victory over a school ranked 11th or higher for the first time since a 74-72 triumph vs. then-No. 9 Arizona on Feb. 12, 1995 in Tucson.

California	Fg-a	3p-a	Ft-a	Reb	Pf	Pts	Ast	To	Bk	St	Min
Leon Powe, f	1-7	0-0	3-4	12	3	5	1	3	1	0	29
DeVon Hardin, c	4-5	0-0	2-2	8	4	10	1	1	1	0	27
Ayinde Ubaka, g	5-10	1-2	7-7	2	1	18	4	2	0	0	40
Richard Midgley, g	4-6	2-3	2-3	1	3	12	0	2	0	0	38
Omar Wilkes, g	5-8	2-3	0-0	1	4	12	3	2	0	3	29
Rod Benson	4-8	0-0	0-0	3	3	8	2	2	1	0	21
Nikola Knezevic	0-0	0-0	0-0	0	2	0	0	1	0	0	3
Eric Vierneisel	1-1	1-1	0-0	0	0	3	0	0	0	0	6
Theo Robertson	0-1	0-1	0-0	2	2	0	0	1	0	0	4
Jordan Wilkes	0-0	0-0	0-0	0	1	0	0	1	0	0	3
Team				3				1			
Totals	24-46	6-10	14-16	32	23	68	11	16	3	3	200

UCLA	Fg-a	3p-a	Ft-a	Reb	Pf	Pts	Ast	To	Bk	St	Min
Josh Shipp, f	3-9	2-5	2-2	3	1	10	0	1	0	0	27
L. R. Mbaha Mouta, f	1-5	0-0	1-2	3	4	3	1	3	0	1	23
Lorenzo Mata, c	0-5	0-0	4-4	5	3	4	0	0	0	0	21
Jordan Farmar, g	2-11	0-5	2-4	4	1	6	3	2	0	2	36
Arron Afflalo, g	5-10	2-5	7-8	5	3	19	1	0	0	0	39
Darren Collison	2-3	1-2	3-3	0	1	8	0	3	0	0	18
Ryan Wright	1-2	0-0	1-1	0	1	3	0	1	0	0	15
Alfred Aboya	4-4	0-0	0-0	3	2	8	0	0	0	0	20
Michael Roll	0-0	0-0	0-0	0	0	0	0	1	0	0	1
Team				2							
Totals	18-49	5-17	20-24	25	16	61	5	11	0	3	200

Halftime: Cal 30, UCLA 25. FG%: Cal 52.2, UCLA 46.7. 3P%: Cal 60.0, UCLA 29.4. FT%: Cal 87.5, UCLA 83.3. Officials: Libbey, Kennedy, Giron. Technical fouls: Benson. Attendance: 10,129.

CALIFORNIA 77, OREGON 66

Jan. 5, 2006 – Haas Pavilion – Berkeley, CA

Ayinde Ubaka sank 8-of-10 shots from the floor on his way to a career-high 29 points and Leon Powe matched his personal best with 27 points (since broken) to lead Cal to a 77-66 win over Oregon in its Pac-10 home opener. With Powe scoring a quick 10 points, the Bears jumped out to a 15-5 lead less than four minutes into the contest. Cal maintained a double-digit advantage much of the rest of the way. After Oregon cut its deficit to 69-64 in the final minute, Ubaka went 6-for-6 from the line in the last 37 seconds to clinch the victory.

Oregon	Fg-a	3p-a	Ft-a	Reb	Pf	Pts	Ast	To	Bk	St	Min
Malik Hairston, f	4-11	2-4	1-2	5	4	11	3	6	0	0	38
Maarty Leunen, f	5-9	3-7	4-4	10	3	17	4	1	3	0	29
Adam Zahn, c	1-4	0-0	0-0	3	4	2	0	2	0	0	15
Aaron Brooks, g	5-11	1-4	7-7	4	4	18	4	2	0	0	30
Brandon Lincoln, g	2-4	1-2	2-2	2	3	7	1	1	0	0	25
Jordan Kent	0-2	0-1	0-0	4	3	0	1	0	0	0	25
Bryce Taylor	3-8	1-5	0-0	2	2	7	1	0	0	1	25
Matt Short	0-0	0-0	0-0	0	1	0	0	0	0	0	1
Chamberlain Oguchi	0-2	0-2	0-0	0	1	0	0	0	0	0	3
Ivan Johnson	2-4	0-0	0-0	2	4	4	0	3	0	1	9
Team				4							
Totals	22-55	8-25	14-15	36	29	66	14	15	3	2	200

California	Fg-a	3p-a	Ft-a	Reb	Pf	Pts	Ast	To	Bk	St	Min
Omar Wilkes, f	3-7	1-1	0-0	0	2	7	2	0	0	1	36
Leon Powe, f	8-19	1-1	10-14	8	1	27	3	2	1	0	34
DeVon Hardin, c	1-1	0-0	0-1	6	2	2	2	1	2	1	22
Ayinde Ubaka, g	8-10	3-3	10-12	5	2	29	2	2	0	0	36
Richard Midgley, g	1-3	1-2	2-2	4	4	5	0	2	0	1	27
Rod Benson	1-3	0-0	1-2	1	1	3	1	1	1	0	18
Nikola Knezevic	0-3	0-1	4-6	1	2	4	1	1	0	1	17
Theo Robertson	0-2	0-0	0-0	1	0	0	0	0	0	0	8
Alex Pribble	0-0	0-0	0-0	0	0	0	0	0	0	0	2
Team				1							
Totals	22-48	6-8	27-37	27	14	77	11	9	4	4	200

Halftime: Cal 38, OU 27. FG%: Cal 45.8, OU 40.0. 3P%: Cal 75.0, OU 93.3. FT%: Cal 87.5, OU 73.0. Officials: Harris, McCall, Padilla. Technical fouls: Hardin. Attendance: 8,862.

OREGON STATE 72, CALIFORNIA 64

Jan. 7, 2006 – Haas Pavilion – Berkeley, CA

Oregon State rushed out to an 8-0 lead in the game's opening minutes and went on to defeat Cal, 72-64, snapping the Bears' eight-game home winning streak. OSU shot 54.0 percent from the floor and sank 7-of-11 three-pointers, including a 3-for-3 effort by Nick DeWitz. Cal did close the gap to 34-32 at the half on a trio of late three-pointers by Richard Midgley. But the Beavers used another 8-0 run to build a 51-40 advantage and were not seriously challenged the rest of the way.

Oregon State	Fg-a	3p-a	Ft-a	Reb	Pf	Pts	Ast	To	Bk	St	Min
Marcel Jones, f	6-13	1-2	0-2	11	0	13	3	0	0	0	38
Nick DeWitz, f	7-12	3-3	1-4	4	2	18	3	3	1	0	32
Kyle Jeffers, c	1-5	0-0	1-2	3	4	3	1	1	1	0	23
Lamar Hurd, g	4-6	0-1	1-1	5	4	9	2	3	0	0	35
Chris Stephens, g	3-6	1-2	6-7	4	4	13	1	1	0	0	34
Jason Fontenet	0-1	0-1	0-0	0	0	0	4	2	0	0	12
Jack McGillis	0-0	0-0	0-0	1	0	0	0	0	0	1	4
Sasa Cuic	6-7	2-2	2-2	3	4	16	2	2	0	1	22
Team				3							
Totals	27-50	7-11	11-18	34	18	72	16	12	2	2	200

California	Fg-a	3p-a	Ft-a	Reb	Pf	Pts	Ast	To	Bk	St	Min
Omar Wilkes, f	2-5	0-2	0-1	1	1	4	2	0	0	0	28
Leon Powe, f	4-10	0-0	11-13	8	3	19	0	2	2	1	33
DeVon Hardin, c	3-6	0-0	3-6	9	3	9	1	1	3	0	23
Ayinde Ubaka, g	3-10	2-6	4-4	0	1	12	3	3	0	0	40
Richard Midgley, g	4-13	4-12	0-0	4	5	12	4	0	0	2	36
Rod Benson	3-7	0-0	0-1	5	0	6	1	0	0	0	17
Steve Panawek	0-2	0-2	0-0	2	0	0	0	0	0	0	1
Nikola Knezevic	0-0	0-0	0-0	1	1	0	0	3	0	0	3
Eric Vierneisel	0-0	0-0	0-0	0	0	0	0	0	0	0	1
Theo Robertson	0-1	0-0	0-0	3	1	0	1	0	0	0	13
Alex Pribble	0-0	0-0	0-0	1	3	0	1	0	0	0	1
Jordan Wilkes	1-2	0-0	0-0	0	0	2	0	0	0	0	4
Team				1							
Totals	20-56	6-22	18-25	35	18	64	13	9	5	3	200

Halftime: OSU 34, Cal 32. FG%: OSU 54.0, Cal 35.7. 3P%: OSU 63.6, Cal 27.3. FT%: OSU 61.1, Cal 72.0. Officials: McAllister, Eggers, Cota. Technical fouls: none. Attendance: 8,956.

STANFORD 75, CALIFORNIA 61

Jan. 13, 2006 – Maples Pavilion – Stanford, CA

Chris Hernandez made all six of his field goal attempts, including 5-of-5 from three-point range, to lead Stanford over Cal, 75-61. The Cardinal opened a nine-point lead early in the second half, before the Bears battled back and closed the gap to 53-52 with 8:49 to go. But Stanford responded with a 10-1 run to take command. Cal shot just 11-for-24 from the free throw line, including 1-of-7 in the first half. Leon Powe had his fifth double-double of the year with 19 points and 10 rebounds, while Rod Benson came off the bench for 10 points.

California	Fg-a	3p-a	Ft-a	Reb	Pf	Pts	Ast	To	Bk	St	Min
Leon Powe, f	7-12	0-0	5-11	10	4	19	0	3	0	0	31
DeVon Hardin, c	2-2	0-0	0-2	4	3	4	0	1	3	0	17
Ayinde Ubaka, g	4-13	2-5	3-4	3	2	13	4	3	0	1	39
Omar Wilkes, g	2-6	1-1	1-2	1	1	6	4	2	0	2	34
Richard Midgley, g	2-4	1-3	2-4	0	4	7	2	0	0	1	30
Rod Benson	5-8	0-0	0-1	5	1	10	1	2	0	1	19
Nikola Knezevic	1-1	0-0	0-0	0	1	2	0	1	0	0	7
Eric Vierneisel	0-0	0-0	0-0	0	2	0	1	0	0	0	11
Alex Pribble	0-0	0-0	0-0	0	0	0	0	0	0	0	1
Jordan Wilkes	0-2	0-1	0-0	1	2	0	2	1	0	0	11
Team				3				1			
Totals	23-48	4-10	11-24	27	20	61	14	14	3	5	200

Stanford	Fg-a	3p-a	Ft-a	Reb	Pf	Pts	Ast	To	Bk	St	Min
Dan Grunfeld, f	3-9	0-1	4-4	11	1	10	2	0	0	2	32
Taj Finger, f	2-4	0-0	2-3	3	2	6	1	2	2	0	28
Matt Haryasz, f	9-14	0-1	6-6	10	3	24	2	2	1	1	36
Mitch Johnson, g	3-6	1-2	0-0	1	1	7	3	2	0	0	20
Chris Hernandez, g	6-6	5-5	3-4	3	3	20	4	4	0	0	36
Tim Morris	2-7	0-1	0-0	2	0	4	2	1	1	1	23
Lawrence Hill	1-5	0-0	0-0	2	4	2	1	2	2	0	11
Jason Haas	0-2	0-1	2-2	0	1	2	0	0	0	0	10
Peter Prowitt	0-0	0-0	0-0	1	2	0	0	0	0	0	4
Team				2							
Totals	26-53	6-11	1								

CALIFORNIA 88, ARIZONA STATE 58

Jan. 19, 2006 – Wells Fargo Arena – Tempe, AZ

Cal closed with a 24-2 run and the Bears matched their largest margin for a road conference victory with an 88-58 win at Arizona State. Cal fell behind 11-1 at the start, but rallied for a 36-30 halftime lead. The Bears came out hot after the break and opened a 50-32 advantage. After ASU closed the gap to 64-56 with 6:23 to go, Cal scored the next 15 points. Ayinde Ubaka paced the Bears with 24 points – the third-highest total of his career, while Leon Powe posted his sixth double-double of the season with 20 points and 10 boards.

California	Fg-a	3p-a	Ft-a	Reb	Pf	Pts	Ast	To	Bk	St	Min
DeVon Hardin, f	2-10	0-0	4-5	10	4	8	2	1	2	0	25
Leon Powe, f	4-8	0-0	12-15	10	3	20	1	2	1	2	27
Ayinde Ubaka, g	8-12	4-6	4-6	5	1	24	2	3	0	1	36
Omar Wilkes, g	4-8	1-3	0-0	3	0	9	0	1	0	1	29
Richard Midgley, g	3-6	2-2	0-0	2	3	8	5	0	0	0	32
Steve Panawek	0-0	0-0	0-0	0	1	0	0	0	0	0	1
Nikola Knezevic	0-2	0-1	1-2	1	1	1	1	1	0	1	4
Eric Vierneisel	0-1	0-1	0-0	0	1	0	1	1	1	1	10
Theo Robertson	3-5	0-1	4-4	6	2	10	2	0	0	0	22
Alex Pribble	1-1	0-0	2-2	2	0	4	0	0	0	0	8
Ivan Kovacevic	0-0	0-0	0-0	0	0	0	0	0	0	0	1
Jordan Wilkes	0-2	0-0	4-4	2	1	4	0	0	0	1	5
Team				1							
Totals	25-55	7-14	31-38	42	17	88	14	9	4	7	200
Arizona State	Fg-a	3p-a	Ft-a	Reb	Pf	Pts	Ast	To	Bk	St	Min
Jeff Pendergraph, f	3-8	0-0	2-3	5	4	8	0	1	1	0	31
Serge Angounou, f	3-7	0-0	0-0	2	4	6	1	3	0	0	16
Antwi Atuahene, g	1-5	0-1	3-4	3	5	5	8	4	0	1	30
Bryson Krueger, g	1-11	0-4	0-0	5	2	2	1	2	0	0	23
Kevin Krueger, g	4-8	2-5	8-10	5	1	18	2	1	0	0	37
Robby Alridge	0-3	0-0	0-0	0	0	0	0	0	0	0	2
Sylvester Seay	5-7	3-5	0-0	4	4	13	2	1	0	0	22
Bruno Claudino	2-5	0-0	0-0	2	2	4	0	2	0	0	20
Tyrone Jackson	0-1	0-1	0-0	1	3	0	2	0	0	0	11
Chad Goldstein	1-1	0-0	0-2	1	3	2	0	0	0	0	8
Team				2							
Totals	20-56	5-16	13-19	30	28	58	16	14	1	1	200

Halftime: Cal 36, ASU 30. FG%: Cal 45.5, ASU 35.7. 3P%: Cal 50.0, ASU 31.3. FT%: Cal 81.6, ASU 68.4. Officials: Hicks, Stowe, Crozier. Technical fouls: none. Attendance: 7,521.

ARIZONA 60, CALIFORNIA 55

Jan. 21, 2006 – McKale Center – Tucson, AZ

Leon Powe had 23 points and 13 rebounds and Cal limited Arizona to just 33.3 percent shooting, but the Bears couldn't overcome a 47-30 rebounding deficit and fell to the Wildcats, 60-55. Cal trailed by as many as 12 points in the second half. However, the Bears closed to 54-51 with 30 seconds left on an Omar Wilkes steal and dunk. Down 58-55 with eight seconds left, Ayinde Ubaka had one final attempt to tie, but his three-pointer bounced off the back of the rim, and UA made two free throws to clinch.

California	Fg-a	3p-a	Ft-a	Reb	Pf	Pts	Ast	To	Bk	St	Min
DeVon Hardin, f	2-6	0-0	0-0	7	4	4	0	2	2	0	16
Leon Powe, f	8-12	0-0	7-10	13	2	23	2	1	1	1	39
Ayinde Ubaka, g	6-15	1-8	0-0	2	2	13	5	1	0	0	37
Omar Wilkes, g	2-8	0-2	0-0	0	0	4	1	1	0	2	29
Richard Midgley, g	0-3	0-2	0-0	1	4	0	2	6	1	0	39
Nikola Knezevic	0-0	0-0	0-0	0	0	0	0	0	0	0	1
Eric Vierneisel	0-0	0-0	0-0	1	0	0	1	1	0	0	7
Theo Robertson	4-7	2-4	1-2	1	5	11	1	2	0	0	20
Alex Pribble	0-0	0-0	0-0	0	2	0	0	0	0	0	5
Jordan Wilkes	0-0	0-0	0-0	0	0	0	0	0	1	0	7
Team				5				1			
Totals	22-51	3-16	8-12	30	19	55	12	15	5	3	200
Arizona	Fg-a	3p-a	Ft-a	Reb	Pf	Pts	Ast	To	Bk	St	Min
Marcus Williams, f	3-13	0-1	3-3	11	0	9	2	4	0	1	34
Ivan Radenovic, f	2-7	0-2	6-8	9	2	10	1	0	0	0	28
Kirk Walters, c	1-8	0-0	2-4	6	1	4	1	0	0	0	25
Mustafa Shakur, g	2-9	0-2	0-0	2	2	4	4	3	0	1	32
Hassan Adams, g	6-15	0-1	4-6	9	3	16	0	3	0	1	35
Isaiah Fox	1-1	0-0	1-2	1	3	3	1	1	0	1	14
Daniel Dillon	0-0	0-0	0-0	0	0	0	0	0	0	0	1
Mohamed Tangara	1-1	0-0	0-0	1	1	2	0	0	0	0	10
Fendi Onobun	3-4	0-0	0-0	1	2	6	0	2	0	0	10
J.P. Prince	2-5	2-4	0-0	3	0	6	3	0	1	1	11
Team				4							
Totals	21-63	2-10	16-23	47	14	60	12	13	1	5	200

Halftime: UA 29, Cal 22. FG%: Cal 43.1, UA 33.3. 3P%: Cal 18.8, UA 20.0. FT%: Cal 66.7, UA 69.6. Officials: Reynolds, McRoy, Padilla. Technical fouls: none. Attendance: 14,621.

CALIFORNIA 71, WASHINGTON 69

Jan. 26, 2006 – Haas Pavilion – Berkeley, CA

Ayinde Ubaka sank two free throws with 36 seconds remaining to break a 66-all tie as Cal upset Washington (#10 AP/#9 ESPN/USA Today), 71-69. The Bears rushed out to an 8-0 lead and built it to as many as 13 points in the second half. Down 62-49 with 5:58 left, UW held Cal without a field goal the rest of the way, but the Bears sank 9-of-10 from the free throw line and never trailed in the game. Leon Powe posted his fourth straight double-double, while Omar Wilkes and Ubaka both tossed in 15 points. It was Cal's first win over a Top 10 team since beating then-No. 7 Arizona, 89-76, in 1999 at the Oakland Arena.

Washington	Fg-a	3p-a	Ft-a	Reb	Pf	Pts	Ast	To	Bk	St	Min
Bobby Jones, f	3-4	2-3	0-0	1	4	8	1	2	0	0	29
Jamaal Williams, f	1-8	0-1	2-2	1	2	4	1	1	3	1	26
Jon Brockman, c	3-8	0-0	1-2	10	3	7	0	3	0	0	30
Brandon Roy, g	9-19	1-4	4-4	5	1	23	9	3	1	3	38
Justin Dentmon, g	1-2	0-0	0-0	1	3	2	3	4	0	1	15
Joel Smith	2-4	0-0	0-0	3	2	4	0	0	0	0	15
Ryan Appleby	5-7	5-6	0-0	3	3	15	3	2	0	0	31
Mike Jensen	2-3	2-2	0-0	4	0	6	0	2	0	0	16
Team				2				1			
Totals	26-55	10-16	7-8	30	18	69	17	18	4	5	200
California	Fg-a	3p-a	Ft-a	Reb	Pf	Pts	Ast	To	Bk	St	Min
Omar Wilkes, f	6-8	0-1	3-3	1	4	15	1	0	0	1	24
Leon Powe, f	7-16	1-3	3-3	13	2	18	0	1	0	1	36
DeVon Hardin, c	1-3	0-0	0-0	6	3	2	1	3	2	1	21
Ayinde Ubaka, g	4-12	2-5	5-7	3	1	15	7	5	0	3	38
Richard Midgley, g	2-7	0-3	4-4	3	2	8	2	1	0	0	31
Nikola Knezevic	0-4	0-1	0-0	0	0	0	0	1	0	2	9
Theo Robertson	4-6	1-2	0-0	1	0	9	4	1	0	2	30
Alex Pribble	1-1	0-0	0-0	2	1	2	1	0	0	0	7
Ivan Kovacevic	0-0	0-0	0-0	0	0	0	0	0	0	0	0+
Jordan Wilkes	1-1	0-0	0-0	1	1	2	0	0	1	0	4
Team				1							
Totals	26-58	4-15	15-17	31	14	71	16	12	3	10	200

Halftime: Cal 40, UW 32. FG%: UW 47.3, Cal 44.8. 3P: UW 62.5, Cal 26.7. FT%: UW 87.5, Cal 88.2. Officials: Eggers, Littlewood, Burkhart. Technical fouls: none. Attendance: 8,957.



Omar Wilkes



CALIFORNIA 55, WASHINGTON STATE 53

Jan. 28, 2006 – Haas Pavilion – Berkeley, CA

Richard Midgley scored 15 points – his highest total since Dec. 6 vs. San Diego State – to lead Cal to a 55-53 win over Washington State. The Bears built a 34-23 lead at the half, and still led by nine at 52-43 with 5:11 left. But WSU whittled away and got within 55-53 on an Aron Baynes layup with 12 seconds left. However, Cal was able to run out the clock to pick up its ninth home victory against just one loss. Leon Powe managed just one field goal, yet recorded his fifth straight double-double with 14 points and 11 rebounds by going 12-for-14 from the free throw line. As a team, the Bears shot 20-for-25 at the charity stripe.

Washington State	Fg-a	3p-a	Ft-a	Reb	Pf	Pts	Ast	To	Bk	St	Min
Kyle Weaver, f	3-8	0-1	1-4	4	1	7	5	1	1	2	35
Robbie Cowgill, f	6-11	0-0	1-2	2	5	13	0	1	1	1	27
Aron Baynes, c	6-9	0-0	0-1	10	3	12	0	1	1	0	37
Josh Akognon, g	1-3	1-3	0-0	4	3	3	6	2	0	0	34
Randy Green, g	2-4	1-2	0-0	1	3	5	3	1	0	1	29
Chris Matthews	0-3	0-2	0-0	1	1	0	0	0	0	0	8
Ivory Clark	5-6	0-0	3-5	1	4	13	1	3	1	0	25
Chris Henry	0-2	0-0	0-0	1	0	0	0	0	0	0	5
Team				1							
Totals	23-46	2-8	5-12	25	20	53	15	9	4	4	200

California	Fg-a	3p-a	Ft-a	Reb	Pf	Pts	Ast	To	Bk	St	Min
Omar Wilkes, f	4-7	0-2	0-3	1	1	8	1	1	0	2	25
Leon Powe, f	1-8	0-0	12-14	11	3	14	3	4	0	1	35
DeVon Hardin, c	0-1	0-0	0-0	3	1	0	0	0	0	1	17
Ayinde Ubaka, g	2-10	2-5	5-5	4	1	11	5	4	0	0	37
Richard Midgley, g	6-11	3-7	0-0	1	3	15	1	0	0	1	36
Nikola Knezevic	0-0	0-0	0-0	0	0	0	0	0	1	0	3
Theo Robertson	2-7	0-2	3-3	4	3	7	0	0	0	0	25
Alex Pribble	0-0	0-0	0-0	2	0	0	0	0	0	0	8
Jordan Wilkes	0-2	0-0	0-0	4	1	0	0	1	0	0	14
Team				2							
Totals	15-46	5-16	20-25	32	13	55	10	10	1	5	200

Halftime: Cal 34, WSU 23. FG%: WSU 50.0, Cal 32.6. 3P%: WSU 25.0, Cal 31.3. FT%: WSU 41.7, Cal 80.0. Officials: McAllister, Ramos, Harvey. Technical fouls: none. Attendance: 8,479.

CALIFORNIA 69, OREGON STATE 52

Feb. 2, 2006 – Gill Coliseum – Corvallis, OR

Cal jumped out to a 21-2 lead in the first 10 minutes and cruised to a 69-52 victory. Ayinde Ubaka and Richard Midgley combined for 15 points in the opening run. OSU did narrow its gap to 39-31 just after the start of the second half, but a three-pointer by Omar Wilkes put the Bears up by 11, and they had a double-digit advantage the rest of the way. Leon Powe snared 16 rebounds and dished out a personal-best four assists. Cal also committed just five turnovers and held the Beavers to 31.9 percent from the floor.

California	Fg-a	3p-a	Ft-a	Reb	Pf	Pts	Ast	To	Bk	St	Min
Leon Powe, f	4-14	0-1	5-9	16	3	13	4	2	1	0	36
DeVon Hardin, c	3-7	0-0	1-1	7	4	7	1	0	0	1	23
Ayinde Ubaka, g	4-10	2-6	4-6	2	2	14	7	1	0	2	39
Omar Wilkes, g	4-7	1-1	0-0	0	1	9	0	0	0	0	24
Richard Midgley, g	6-8	3-3	1-2	0	4	16	4	2	0	1	37
Eric Vierneisel	1-1	0-0	0-0	2	0	2	0	0	0	0	2
Theo Robertson	0-2	0-0	0-0	4	3	0	0	0	0	2	21
Alex Pribble	0-0	0-0	0-0	0	0	0	0	0	0	0	4
Jordan Wilkes	4-9	0-0	0-0	4	2	8	0	0	1	0	14
Team				8							
Totals	26-58	6-11	11-18	43	19	69	16	5	2	6	200

Oregon State	Fg-a	3p-a	Ft-a	Reb	Pf	Pts	Ast	To	Bk	St	Min
Marcel Jones, f	2-7	0-4	5-7	7	1	9	1	0	0	0	28
Nick DeWitz, f	1-5	0-2	0-2	2	4	2	0	3	4	0	26
Kyle Jeffers, c	2-5	0-0	1-3	2	4	5	0	0	2	0	19
Chris Stephens, g	1-5	1-2	2-2	1	0	5	2	1	0	1	33
Wesley Washington, g	1-2	0-0	1-1	1	1	3	0	0	0	0	10
Liam Hughes	0-0	0-0	0-0	0	0	0	0	0	0	0	3
Angelo Tsagarakis	0-3	0-3	0-0	0	1	0	0	1	0	0	7
Jason Fontenet	1-3	1-2	0-0	1	1	3	3	3	0	0	17
Jack McGillis	0-2	0-2	0-0	0	0	0	0	0	0	0	5
Sasa Cuic	6-13	3-4	6-7	11	4	21	2	1	1	1	32
Brett Casey	1-2	1-1	1-2	0	1	4	1	2	1	0	20
Team				6							
Totals	15-47	6-20	16-24	31	17	52	9	11	8	2	200

Halftime: Cal 39, OSU 26. FG%: Cal 44.8, OSU 31.9. 3P%: Cal 54.5, OSU 30.0. FT%: Cal 61.1, OSU 66.7. Officials: Wood, McRoy, Irving. Technical fouls: none. Attendance: 5,982.

CALIFORNIA 62, OREGON 60

Feb. 4, 2006 – McArthur Court – Eugene, OR

Despite being hobbled by a sprained ankle, Ayinde Ubaka scored 20 points to help Cal hold off Oregon, 62-60, for the Bears' fourth straight win. Cal trailed by as many as seven points in the first half before Ubaka's three-pointer at the buzzer handed the Bears a 31-28 lead. Up 62-59 after a Theo Robertson free throw with :05 left, Richard Midgley fouled UO's Aaron Brooks with 1.2 seconds remaining to prevent a tying three-pointer. Brooks made one free throw and missed the second on purpose. The Ducks tipped the rebound out, but Brooks' final shot missed.

California	Fg-a	3p-a	Ft-a	Reb	Pf	Pts	Ast	To	Bk	St	Min
Omar Wilkes, f	1-3	1-2	0-0	1	0	3	1	0	0	1	26
Leon Powe, f	6-18	0-0	3-5	9	4	15	2	4	0	0	33
DeVon Hardin, c	5-6	0-0	0-0	8	4	10	0	0	1	0	25
Ayinde Ubaka, g	6-9	3-4	5-5	3	0	20	3	0	0	1	32
Richard Midgley, g	1-7	1-5	2-2	3	3	5	2	3	0	0	40
Nikola Knezevic	0-0	0-0	0-2	1	1	0	0	0	0	0	8
Theo Robertson	1-3	1-3	2-4	1	1	5	0	3	0	0	21
Alex Pribble	0-0	0-0	0-0	0	0	0	0	0	0	0	1
Jordan Wilkes	2-4	0-0	0-0	1	2	4	0	0	0	1	14
Team				0							
Totals	22-50	6-14	12-18	27	15	62	8	10	1	3	200

Oregon	Fg-a	3p-a	Ft-a	Reb	Pf	Pts	Ast	To	Bk	St	Min
Malik Hairston, f	3-7	0-2	0-0	1	2	6	3	1	0	1	35
Maarty Leunen, f	6-8	2-2	1-1	9	3	15	2	1	0	1	24
Ivan Johnson, c	3-4	0-0	0-0	3	4	6	2	4	0	0	18
Aaron Brooks, g	3-7	0-2	2-4	4	3	8	1	0	1	1	25
Brandon Lincoln, g	4-9	0-3	0-0	1	1	8	0	2	0	0	23
Jordan Kent	1-2	0-1	0-0	5	3	2	0	2	0	1	12
Bryce Taylor	1-3	0-2	2-2	0	1	4	1	0	0	0	19
Chamberlain Oguchi	1-9	1-8	0-0	4	2	3	0	1	0	0	17
Adam Zahn	0-1	0-0	0-0	1	0	0	0	0	0	0	5
Ray Schafer	4-5	0-0	0-2	5	1	8	2	1	2	1	22
Team				0							
Totals	26-55	3-20	5-9	33	20	62	11	12	3	5	200

Halftime: Cal 31, UO 28. FG%: Cal 44.0, UO 47.3. 3P%: Cal 42.9, UO 15.0. FT%: Cal 66.7, UO 55.6. Officials: Eggers, Gianquinto, Giron. Technical fouls: none. Attendance: 9,087.

CALIFORNIA 65, STANFORD 62

Feb. 9, 2006 – Haas Pavilion – Berkeley, CA

Leon Powe scored 32 points – most by a Cal player in three seasons – to lead the Bears to a 65-62 win. Powe and Ayinde Ubaka, who had 18 points, combined for Cal's final 20 points of the contest. The Bears led throughout the second half, but needed six free throws in the final 32 seconds – two from Powe and four from Ubaka – to hold on. After Ubaka gave Cal a 65-62 lead with 13 seconds left, the Bears' swarming defense caused a turnover, and Eric Vierneisel dribbled out the clock for Cal. The Bears committed just four turnovers (one in the second half).

Stanford	Fg-a	3p-a	Ft-a	Reb	Pf	Pts	Ast	To	Bk	St	Min
Dan Grunfeld, f	2-6	0-2	2-2	6	0	6	5	1	0	1	25
Taj Finger, f	3-6	0-0	0-0	5	2	6	0	2	0	1	30
Peter Prowitt, c	2-2	0-0	5-8	7	5	9	1	1	0	0	22
Mitch Johnson, g	2-8	0-2	2-2	5	2	6	3	2	0	0	32
Chris Hernandez, g	3-8	2-4	5-5	2	1	13	2	4	0	0	37
Anthony Goods	0-0	0-0	0-0	0	0	0	0	0	0	0	2
Tim Morris	2-6	0-1	0-0	1	2	4	3	0	0	0	23
Lawrence Hill	0-0	0-0	0-0	0	1	0	0	0	0	0	2
Matt Haryasz	4-7	1-1	9-10	7	2	18	0	1	3	0	27
Team				1							
Totals	18-43	3-10	23-27	34	15	62	14	11	3	2	200

California	Fg-a	3p-a	Ft-a	Reb	Pf	Pts	Ast	To	Bk	St	Min
Theo Robertson, f	3-5	2-2	0-0	4	3	8	3	0	0	1	31
Leon Powe, f	10-21	0-1	12-15	9	4	32	0	3	1	1	37
DeVon Hardin, c	1-5	0-0	2-2	6	5	4	1	0	1	1	33
Ayinde Ubaka, g	4-14	1-5	9-11	2	1	18	1	0	0	0	40
Richard Midgley, g	1-3	1-2	0-0	2	2	3	2	0	0	0	28
Nikola Knezevic	0-0	0-0	0-0	0	0	0	3	0	0	0	12
Eric Vierneisel	0-1	0-1	0-0	1	0	1	1	1	0	0	11
Jordan Wilkes	0-0	0-0	0-0	1	3	0	0	0	0	0	8
Team				0							
Totals	19-49	4-11	23-28	25	19	65	11	4	2	3	200

Halftime: Cal 27, Stan 25. FG%: Stan 41.9, Cal 38.8. 3P%: Stan 30.0, Cal 36.4. FT%: Stan 85.2, Cal 82.1. Officials: Libbey, Reed, Burkhart. Technical fouls: Finger. Attendance: 11,877.

Box Scores



CALIFORNIA 75, ARIZONA 66

Feb. 16, 2006 – Haas Pavilion – Berkeley, CA

Leon Powe had 30 points and 10 rebounds to lead Cal to its sixth straight win, a 75-66 victory. The Bears started with a 9-0 run and led from wire to wire. Powe made 6-of-7 shots on his way to 16 first-half points, helping Cal build a 36-31 lead at the break. After the Wildcats made it 36-33, the Bears went on a 12-3 run and were up by at least six points the rest of the way. Cal shot a season-high 57.5 percent from the floor and outrebounded UA, 29-23, after being out-boarded, 47-30, by the Wildcats in Tucson earlier in the year. The game also marked the return of Rod Benson, who had missed seven games following Jan. 20 knee surgery.

Arizona	Fg-a	3p-a	Ft-a	Reb	Pf	Pts	Ast	To	Bk	St	Min
Marcus Williams, f	7-13	2-4	5-6	5	3	21	2	2	0	1	38
Ivan Radenovic, f	6-10	0-1	2-2	4	1	14	1	3	0	0	34
Kirk Walters, c	4-6	0-0	0-0	3	5	8	0	2	0	0	18
Mustafa Shakur, g	2-8	0-1	3-4	0	4	7	5	3	0	1	19
Hassan Adams, g	3-10	1-2	0-0	2	3	7	4	0	0	0	30
Daniel Dillon	0-1	0-1	2-2	2	2	2	0	0	0	0	18
Chris Rodgers	1-3	1-3	0-0	3	3	3	1	1	0	0	22
Mohamed Tangara	0-0	0-0	0-0	0	1	0	0	0	0	0	10
Fendi Onobun	1-1	0-0	2-4	1	1	4	2	0	0	0	10
Bret Brielmaier	0-0	0-0	0-0	1	0	0	0	0	0	0	1
Team				2							
Totals	24-52	4-12	14-18	23	23	66	15	11	0	2	200

California	Fg-a	3p-a	Ft-a	Reb	Pf	Pts	Ast	To	Bk	St	Min
Theo Robertson, f	5-7	1-3	1-2	0	2	12	3	1	0	0	36
Leon Powe, f	10-14	0-0	10-14	10	2	30	2	3	0	0	38
DeVon Hardin, c	3-6	0-0	0-0	5	2	6	1	1	4	0	36
Ayinde Ubaka, g	2-8	2-5	5-6	5	4	11	5	2	0	0	38
Richard Midgley, g	1-2	0-1	9-10	3	4	11	2	3	0	0	26
Rod Benson	0-0	0-0	1-2	0	1	1	0	0	0	0	2
Omar Wilkes	2-2	0-0	0-0	1	1	4	0	0	0	0	11
Nikola Knezevic	0-0	0-0	0-0	2	0	0	4	3	0	0	6
Eric Vierneisel	0-0	0-0	0-0	0	0	0	0	0	0	0	5
Alex Pribble	0-0	0-0	0-0	0	0	0	0	0	0	0	0+
Jordan Wilkes	0-1	0-0	0-0	0	1	0	0	0	0	0	2
Team				3				1			
Totals	23-40	3-9	26-34	29	17	75	17	14	4	0	200

Halftime: Cal 36, UA 31. FG%: UA 46.2, Cal 57.5. 3P%: UA 33.3, Cal 33.3. FT%: UA 77.8, Cal 76.5. Officials: Harris, Staffen, Brill. Technical fouls: none. Attendance: 11,175.

ARIZONA STATE 65, CALIFORNIA 64 2OT

Feb. 18, 2006 – Haas Pavilion – Berkeley, CA

Bryson Krueger hit a three-pointer with 11 seconds left in the second overtime, lifting Arizona State to a 65-64 win, ending the Bears' six-game winning streak. Cal took a 64-60 lead in the second OT on buckets by Ayinde Ubaka and DeVon Hardin. Ahead 64-62 with :38 left, Leon Powe, who had made his first 13 free throws, missed a pair. After Krueger put ASU up, the Bears had a final chance, but Ubaka's six-footer bounced off the rim. Powe finished with 23 points and 10 rebounds, while Hardin also had a double-double with 13 points and 10 boards. However, the Sun Devils outrebounded Cal, 41-31, grabbing 16 on the offensive end.

Arizona State	Fg-a	3p-a	Ft-a	Reb	Pf	Pts	Ast	To	Bk	St	Min
Sylvester Seay, f	1-5	0-2	2-4	2	2	4	0	3	0	1	21
Serge Angounou, f	0-4	0-0	2-2	8	1	2	1	1	1	0	27
Jeff Pendergraph, c	7-14	0-0	1-3	11	5	15	0	2	1	0	37
Antwi Atuahene, g	2-6	0-1	2-4	5	3	6	5	2	0	0	36
Kevin Kruger, g	5-13	4-10	2-2	2	2	16	2	1	0	1	50
Bryson Krueger	8-16	3-5	0-0	4	1	19	1	1	0	1	40
Craig Austin	0-0	0-0	1-2	2	5	1	0	0	1	1	21
Tyrone Jackson	1-2	0-0	0-0	1	1	2	3	1	0	2	15
Chad Goldstein	0-0	0-0	0-0	1	2	0	1	1	0	0	3
Team				5							
Totals	24-60	7-18	10-17	41	22	65	13	12	3	6	250

California	Fg-a	3p-a	Ft-a	Reb	Pf	Pts	Ast	To	Bk	St	Min
Theo Robertson, f	0-3	0-1	3-4	1	4	3	3	2	0	2	34
Leon Powe, f	5-11	0-0	13-15	10	4	23	0	4	1	0	44
DeVon Hardin, c	6-12	0-0	1-1	10	3	13	0	3	4	0	39
Ayinde Ubaka, g	5-13	1-5	1-2	3	1	12	4	3	0	0	46
Richard Midgley, g	1-7	1-5	0-1	3	3	3	5	1	0	2	45
Rod Benson	0-0	0-0	0-0	1	1	0	0	1	0	0	8
Omar Wilkes	1-2	1-1	0-0	0	2	3	0	0	0	1	21
Nikola Knezevic	0-1	0-1	2-3	1	0	2	0	1	0	1	5
Alex Pribble	1-1	0-0	0-0	0	0	2	0	0	0	0	4
Jordan Wilkes	1-2	1-1	0-0	0	0	3	0	0	0	0	4
Team				2							
Totals	20-52	4-14	20-26	31	18	64	12	15	5	6	250

Halftime: Cal 27, ASU 21. End of regulation: 51-51. End of first OT: 58-58. FG%: ASU 40.0, Cal 38.5. 3P%: ASU 38.9, Cal 28.6. FT%: ASU 58.8, Cal 76.9. Officials: Cartmell, Rastatter, Burkhart. Technical fouls: none. Attendance: 10,075.

CALIFORNIA 43, WASHINGTON STATE 41


Feb. 23, 2006 – Friel Court – Pullman, WA

Leon Powe scored 13 of his 21 points in the second half, leading Cal to a 43-41 victory. The Bears led by as many as nine points in the second half, but WSU came back for a 39-39 tie. Cal scored back-to-back baskets on a tip-in by Rod Benson and a six-foot runner by Ayinde Ubaka. Up two with :11 left, Cal in-bounded the ball under its own basket, but Powe's dunk attempt was blocked by Ivory Clark. On WSU's final possession, Robbie Cowgill's shot in the lane missed as the clock expired.

California	Fg-a	3p-a	Ft-a	Reb	Pf	Pts	Ast	To	Bk	St	Min
Leon Powe, f	10-14	0-1	1-3	5	1	21	1	2	0	2	38
DeVon Hardin, c	2-5	0-0	0-3	3	1	4	0	1	2	1	25
Ayinde Ubaka, g	5-12	2-7	2-2	6	4	14	1	3	0	0	37
Omar Wilkes, g	0-3	0-1	0-0	2	0	0	0	2	0	0	17
Richard Midgley, g	1-8	0-5	0-0	4	1	2	2	0	0	4	37
Rod Benson	1-3	0-0	0-2	3	0	2	1	1	0	1	17
Nikola Knezevic	0-0	0-0	0-0	0	1	0	0	1	0	0	6
Theo Robertson	0-2	0-1	0-0	1	2	0	0	1	0	1	23
Alex Pribble	0-0	0-0	0-0	0	0	0	0	0	0	0	0+
Team				7							
Totals	19-47	2-15	3-10	31	10	43	5	11	2	9	200

Washington State	Fg-a	3p-a	Ft-a	Reb	Pf	Pts	Ast	To	Bk	St	Min
Ivory Clark, f	2-5	0-0	0-0	4	3	4	0	3	2	1	24
Robbie Cowgill, f	3-5	0-0	0-0	5	2	6	0	1	2	1	34
Chris Henry, c	1-3	0-0	0-0	1	1	2	0	0	0	1	13
Derrick Low, g	3-9	2-7	0-0	2	0	8	2	1	0	1	33
Kyle Weaver, g	2-5	0-1	2-2	4	2	6	4	3	0	4	27
Josh Akognon	3-5	1-3	0-0	3	0	7	3	1	0	0	20
Aron Baynes	0-5	0-1	0-0	3	2	0	0	1	0	0	16
Randy Green	2-6	2-5	0-0	3	0	6	1	1	0	1	14
Antonio Chavers	0-0	0-0	0-0	0	0	0	0	0	0	0	6
Caleb Forrest	1-2	0-0	0-0	2	0	2	0	1	1	0	13
Team				2							
Totals	17-45	5-17	2-2	29	10	41	10	13	5	9	200

Halftime: Cal 24, WSU 19. FG%: Cal 40.4, WSU 37.8. 3P%: Cal 13.3, WSU 29.4. FT%: Cal 30.0, WSU 100.0. Officials: Hicks, Irving, Tuggle. Technical fouls: none. Attendance: 3,021.



Theo Robertson



WASHINGTON 73, CALIFORNIA 62

Feb. 26, 2006 – Bank of America Arena – Seattle, WA

Brandon Roy scored 19 of his 27 points in the second half, leading Washington (#17 AP/#19 ESPN/USA Today) to a 73-62 win over Cal. After trailing by four points at the half, the Bears quickly cut their deficit to one – 38-37 – with 16:37 left. But UW responded with a 12-3 spurt, capped by a Bobby Jones three-pointer for 50-40 lead. A three-pointer from Theo Robertson got Cal within six points at 64-58. Roy then answered with a three-pointer, and the Huskies held on for the victory. The Bears connected on a Pac-10 season-high eight three-pointers overall.

California	Fg-a	3p-a	Ft-a	Reb	Pf	Pts	Ast	To	Bk	St	Min
LeonPowe,f	5-7	0-0	4-6	8	4	14	1	3	0	0	33
DeVon Hardin, c	2-6	0-0	0-0	2	4	4	0	2	1	2	20
Ayinde Ubaka, g	2-9	0-5	2-2	0	4	6	4	2	0	1	38
OmarWilkes, g	1-6	1-4	3-3	1	1	6	3	2	0	0	20
Richard Midgley, g	5-8	4-7	1-2	2	4	15	3	3	0	0	29
RodBenson	2-6	0-0	0-0	5	3	4	1	0	0	1	21
NikolaKnezevic	0-2	0-1	0-0	0	0	0	0	0	0	0	11
TheoRobertson	4-7	3-3	2-2	2	3	13	1	2	0	0	25
AlexPribble	0-0	0-0	0-0	0	1	0	0	0	0	0	3
Team				4							
Totals	21-51	8-20	12-15	24	24	62	13	14	1	4	200

Washington	Fg-a	3p-a	Ft-a	Reb	Pf	Pts	Ast	To	Bk	St	Min
Bobby Jones, f	2-3	2-2	0-1	6	3	6	0	1	0	1	31
Jamaal Williams, f	4-8	0-0	5-6	0	3	13	1	4	0	1	19
Mike Jensen, f	1-4	1-4	0-0	0	2	3	1	3	0	0	21
Brandon Roy, g	9-13	3-6	6-6	5	2	27	2	4	0	1	34
Justin Dentmon, g	3-4	2-3	2-2	1	2	10	3	2	1	0	24
Joel Smith	0-3	0-2	0-0	2	1	0	1	0	1	0	12
Brandon Burmeister	0-0	0-0	0-2	0	0	0	0	0	0	0	1
Zane Potter	0-0	0-0	0-0	0	0	0	0	0	0	0	1
Ryan Appleby	3-4	2-3	2-2	2	0	10	1	0	0	0	25
Jon Brockman	2-4	0-0	0-0	8	3	4	0	1	0	0	32
Team				4							
Totals	24-43	10-20	15-19	28	16	73	9	15	2	3	200

Halftime: UW 33, Cal 29. FG%: Cal 41.2, UW 55.8. 3P%: Cal 40.0, UW 50.0. FT%: Cal 80.0, UW 78.9. Officials: Cartmell, McAllister, Burkhart. Technical fouls: Williams. Attendance: 10,000.

UCLA 67, CALIFORNIA 58 OT

March 2, 2006 – Haas Pavilion – Berkeley, CA

Arron Afflalo scored 21 of his game-high 25 points after intermission, leading UCLA (#15 AP/#13 ESPN/USA Today) to a 67-58 overtime victory over Cal that dashed the Bears' hopes of their first conference title since 1960. Cal outscored the Bruins, 11-0, over the final six minutes of the first half to take a 31-20 lead. But UCLA tallied the first seven points out of the break to close the gap. The Bears' Theo Robertson sent the game into OT with a three-pointer from the corner with :29 left. After Ayinde Ubaka's three gave Cal a 58-55 lead early in the extra period, UCLA scored the game's final 12 points.

UCLA	Fg-a	3p-a	Ft-a	Reb	Pf	Pts	Ast	To	Bk	St	Min
CedricBozeman, f	2-2	1-1	2-2	2	0	7	1	1	0	1	28
L. R. Mbaha Mouta, f	2-4	0-0	1-2	5	3	5	1	3	1	4	37
Ryan Hollins, c	1-3	0-0	1-2	5	2	3	0	0	1	0	19
Jordan g	2-10	0-3	4-4	2	3	8	6	3	1	0	34
Arron Afflalo, g	8-16	5-9	4-6	7	2	25	0	3	0	1	43
Darren Collison	3-5	1-2	4-4	1	1	11	2	1	0	1	18
Ryan Wright	0-0	0-0	0-0	2	0	0	0	0	0	0	5
Alfred Aboya	2-4	0-0	4-6	2	4	8	0	0	0	1	29
Michael Roll	0-1	0-1	0-0	1	0	0	0	0	0	1	11
Michael Fey	0-1	0-0	0-0	1	0	0	0	0	0	0	1
Team				3				3			
Totals	20-46	7-16	20-26	31	15	67	10	14	3	9	225

California	Fg-a	3p-a	Ft-a	Reb	Pf	Pts	Ast	To	Bk	St	Min
OmarWilkes, f	0-1	0-0	0-0	1	1	0	1	1	0	1	15
LeonPowe, f	6-14	0-0	8-10	3	1	20	2	0	0	1	41
DeVon Hardin, c	2-5	0-0	0-0	10	3	4	0	3	2	0	29
Ayinde Ubaka, g	3-14	3-7	3-4	2	1	12	6	3	0	1	43
Richard Midgley, g	2-6	2-4	0-0	0	5	6	2	2	0	0	36
RodBenson	2-3	0-0	0-0	3	1	4	0	1	2	0	19
NikolaKnezevic	2-2	0-0	1-1	1	2	5	2	2	0	0	11
Eric Vierneisel	1-1	0-0	0-0	1	0	2	0	1	0	0	11
TheoRobertson	1-3	1-2	2-2	4	4	5	0	1	0	0	20
Team				3							
Totals	19-49	6-13	14-17	28	18	58	13	14	4	3	225

Halftime: Cal 31, UCLA 20. FG%: UCLA 43.5, Cal 38.8. 3P%: UCLA 43.8, Cal 46.2. FT%: UCLA 76.9, Cal 82.4. Officials: Reischling, Vinovich, Brill. Technical fouls: none. Attendance: 11,877.

CALIFORNIA 71, USC 60

March 4, 2006 – Haas Pavilion – Berkeley, CA

Ayinde Ubaka scored 15 of his 17 points in the second half as Cal pulled away from USC, 71-60, to clinch third place in the conference standings. Cal shot 63.6 percent from the floor after intermission and used a 14-2 run to move ahead, 43-29, with 12:35 to go. Leon Powe and DeVon Hardin both recorded double-doubles for the second time this year, while graduating seniors Steve Panawek, Rod Benson and Richard Midgley earned starts in their last regular-season home game.

USC	Fg-a	3p-a	Ft-a	Reb	Pf	Pts	Ast	To	Bk	St	Min
Nick Young, f	4-13	0-5	4-4	6	1	12	1	1	0	1	32
Gabe Pruitt, f	3-13	2-10	4-6	2	2	12	2	6	0	3	32
Abdoulaye Ndiaye, c	1-2	0-0	0-0	4	4	2	0	2	1	1	17
Lodrick Stewart, g	5-13	2-8	4-4	2	3	16	2	1	0	0	33
Ryan Francis, g	2-9	2-6	0-0	3	4	6	3	0	0	0	31
Dwayne Shackelford	2-5	2-4	0-0	2	2	6	2	2	0	0	16
Keith Wilkinson	0-0	0-0	0-0	0	0	0	0	0	0	0	0+
Sead Odzic	0-2	0-2	0-0	0	1	0	0	0	1	0	10
Jeremy Barr	0-2	0-0	0-0	2	0	0	1	0	0	0	6
RouSean Cromwell	1-2	0-0	4-6	6	4	6	0	2	0	3	23
Team				3							
Totals	18-61	8-35	16-20	30	21	60	11	14	2	8	200

California	Fg-a	3p-a	Ft-a	Reb	Pf	Pts	Ast	To	Bk	St	Min
Steve Panawek, f	1-2	0-1	1-2	0	1	3	0	0	0	1	5
LeonPowe, f	6-11	0-0	10-10	11	4	22	1	4	0	0	31
RodBenson, c	3-5	0-0	0-0	4	3	6	1	0	3	0	22
Ayinde Ubaka, g	5-8	3-6	4-4	3	0	17	2	4	0	0	32
Richard Midgley, g	2-7	0-2	1-2	3	2	5	5	5	0	0	36
OmarWilkes	0-1	0-1	1-2	0	3	1	0	2	0	1	16
Nikola Knezevic	1-2	1-2	0-0	0	2	3	4	0	0	1	17
Eric Vierneisel	0-1	0-0	0-0	0	2	0	1	1	0	0	4
TheoRobertson	0-0	0-0	4-4	3	1	4	1	2	0	0	15
Alex Pribble	0-0	0-0	0-0	0	0	0	0	0	0	0	1
Ivan Kovacevic	0-0	0-0	0-0	0	0	0	0	0	0	0	0+
Jordan Wilkes	0-0	0-0	0-0	1	0	0	0	0	0	0	2
DeVon Hardin	3-6	0-0	4-6	11	4	10	0	1	0	0	19
Team				2							
Totals	21-43	4-12	25-30	38	22	71	15	19	3	3	200

Halftime: Cal 24, USC 23. FG%: USC 29.5, Cal 48.8. 3P%: USC 22.9, Cal 33.3. FT%: USC 80.0, Cal 83.3. Officials: Wood, Crozier, Sorenson. Technical fouls: none. Attendance: 11,702.

CALIFORNIA 82, USC 67

March 9, 2006 – Staples Center – Los Angeles, CA

Leon Powe scored 22 points and grabbed a Pac-10 Tournament-record 20 rebounds to lead Cal to an 82-67 win over USC. The Bears, who trailed 33-31 at the break, held the Trojans to just 29.6% shooting from the floor over the final 20 minutes. Down 41-39 with 6:47 left, Cal used a 12-1 run to take control. USC narrowed the gap to 67-61, but the Bears responded with nine straight points to keep the Trojans at bay.

USC	Fg-a	3p-a	Ft-a	Reb	Pf	Pts	Ast	To	Bk	St	Min
Nick Young, f	7-12	1-1	5-6	3	5	20	4	1	0	0	34
Abdoulaye Ndiaye, f	0-1	0-0	2-2	2	3	2	0	1	0	0	14
Lodrick Stewart, g	0-5	0-4	1-4	1	1	1	2	2	1	2	30
Ryan Francis, g	3-5	2-3	1-2	0	1	9	4	0	0	1	30
Gabe Pruitt, g	5-15	3-10	9-9	2	2	22	1	1	0	1	38
Dwayne Shackelford	4-5	1-2	0-1	0	3	9	2	0	0	0	11
Keith Wilkinson	0-1	0-1	0-0	0	1	0	0	0	0	0	2
Sead Odzic	0-1	0-0	0-0	0	3	0	0	1	0	0	13
Collin Robinson	0-1	0-1	0-0	0	0	0	0	0	0	0	1
Greg Gaudino	0-0	0-0	0-0	0	0	0	0	0	0	0	1
RouSean Cromwell	2-2	0-0	0-1	4	4	4	0	2	0	0	26
Team				3							
Totals	21-48	7-22	18-25	15	23	67	13	8	1	4	200

California	Fg-a	3p-a	Ft-a	Reb	Pf	Pts	Ast	To	Bk	St	Min
DeVon Hardin, f	1-3	0-0	0-0	2	4	2	0	1	1	0	20
LeonPowe, f	5-11	0-0	12-17	20	3	22	0	0	0	0	31
Ayinde Ubaka, g	5-10	2-3	4-5	3	2	16	6	2	0	0	33
OmarWilkes, g	5-7	2-3	2-2	3	2	14	2	0	0	2	33
Richard Midgley, g	3-8	1-5	2-3	2	3	9	0	2	0	0	26
RodBenson	0-0	0-0	1-2	1	1	1	1	4	0	0	14
Nikola Knezevic	0-2	0-1	0-0	0	2	0					


CALIFORNIA 91, OREGON 87 2OT
 March 10, 2006 – Staples Center – Los Angeles, CA

Behind a Pac-10 tournament-record 41 points from Leon Powe, Cal defeated Oregon, 91-87, in double overtime to reach the tourney final for the first time in school history. Powe scored 35 of the Bears' 66 points in regulation. Ayinde Ubaka sent the contest into the first extra period with a runner with two seconds left to tie the game. Powe's layup with 1:01 remaining were the final points of the first overtime, tying the score at 73-all. Cal then scored the first seven points of the second OT and didn't trail again. Ubaka chipped in 12 of his 17 points in the overtimes, while freshman Theo Robertson finished with a career-best 18 points.

Oregon	Fg-a	3p-a	Ft-a	Reb	Pf	Pts	Ast	To	Bk	St	Min
Chamberlain Oguchi, f	5-19	2-13	3-3	8	3	15	2	1	0	1	48
Adam Zahn, f	2-4	0-0	1-1	2	3	5	0	0	0	0	22
Malik Hairston, g	7-13	3-6	3-6	9	4	20	0	3	0	0	48
Jordan Kent, g	1-2	0-0	1-2	1	3	3	1	0	0	1	27
Brandon Lincoln, g	8-12	2-3	4-4	2	5	22	4	2	0	0	48
Maarty Leunen	5-10	3-5	4-4	6	3	17	2	2	0	1	39
Adrian Stelly	0-0	0-0	0-0	0	4	0	0	0	0	0	3
Ivan Johnson	0-2	0-0	1-2	1	4	1	0	0	0	0	5
Ray Schafer	1-2	0-0	2-5	4	1	4	0	1	0	0	10
Team				2							
Totals	29-64	10-27	19-27	35	30	87	9	9	0	3	250

California	Fg-a	3p-a	Ft-a	Reb	Pf	Pts	Ast	To	Bk	St	Min
Leon Powe, f	14-17	0-0	13-18	6	2	41	2	5	0	2	47
DeVon Hardin, c	0-3	0-0	0-0	6	5	0	1	0	1	0	21
Ayinde Ubaka, g	4-10	1-5	8-10	5	2	17	1	2	0	1	46
Omar Wilkes, g	3-4	0-1	1-2	0	4	7	1	2	0	1	23
Richard Midgley, g	0-1	0-0	4-5	1	2	4	1	1	0	0	39
Rod Benson	1-1	0-0	0-0	2	1	2	0	1	0	0	16
Nikola Knezevic	0-0	0-0	0-0	0	1	0	0	0	0	1	4
Eric Viermeisel	1-3	0-1	0-0	2	1	2	0	0	1	1	14
Theo Robertson	4-5	3-3	7-8	5	3	18	3	2	0	0	36
Jordan Wilkes	0-3	0-0	0-0	1	1	0	1	0	0	0	4
Team				4							
Totals	27-47	4-10	33-43	32	22	91	10	13	2	6	250

Halftime: UO 33, Cal 28. End of regulation: 66-66. End of first OT: 73-73. FG%: UO 45.3, Cal 57.4. 3P%: UO 37.0, Cal 40.0. FT%: UO 70.4, Cal 76.7. Officials: Wood, McAllister, Irving. Technical fouls: none. Attendance: 17,856.



Leon Powe

UCLA 71, CALIFORNIA 52
 March 11, 2006 – Staples Center – Los Angeles, CA

UCLA (#13 AP/#12 ESPN/USA Today) defeated Cal, 71-52, for the 2006 Pac-10 Tournament title. Cal rallied from a 32-16 deficit with a 13-0 run to close the first half. The Bears, who were playing less than 16 hours after their semifinal contest vs. Oregon ended, twice got within one point after intermission, at 32-31 and 36-35, but the Bruins pulled away for the championship. Leon Powe was named tourney MVP, while Ayinde Ubaka made the all-tournament team after leading Cal with 18 points.

California	Fg-a	3p-a	Ft-a	Reb	Pf	Pts	Ast	To	Bk	St	Min
Leon Powe, f	6-15	0-0	5-6	8	1	17	0	2	0	0	36
DeVon Hardin, c	3-6	0-0	2-4	7	1	8	0	2	1	0	20
Ayinde Ubaka, g	6-11	2-5	4-4	1	1	18	4	4	0	0	36
Omar Wilkes, g	1-5	0-1	0-0	2	3	2	0	1	0	1	20
Richard Midgley, g	1-2	1-1	0-0	1	1	3	0	2	0	0	25
Rod Benson	1-4	0-0	0-0	3	1	2	0	1	0	0	18
Nikola Knezevic	0-0	0-0	0-0	0	0	0	0	0	0	1	6
Eric Viermeisel	0-0	0-0	0-0	0	1	0	0	1	0	1	11
Theo Robertson	1-3	0-1	0-0	3	4	2	0	1	0	1	25
Alex Pribble	0-2	0-1	0-0	0	1	0	0	0	0	0	2
Jordan Wilkes	0-0	0-0	0-0	0	0	0	0	0	0	0	1
Team				3							
Totals	19-48	3-9	11-14	28	14	52	4	14	1	4	200

UCLA	Fg-a	3p-a	Ft-a	Reb	Pf	Pts	Ast	To	Bk	St	Min
Cedric Bozeman, f	4-6	1-2	4-4	0	2	13	5	3	0	1	30
L.R. Mbaha Mouta, f	5-8	0-2	0-0	4	3	10	0	1	0	1	32
Ryan Hollins, c	5-6	0-0	2-4	4	3	12	0	0	0	0	20
Jordan Jordan, g	7-12	5-8	0-1	3	1	19	0	4	0	1	26
Arron Afflalo, g	3-8	1-1	2-2	3	2	9	7	2	1	1	35
Darren Collison	0-5	0-2	0-0	1	0	0	3	0	0	0	17
DeAndre Robinson	0-0	0-0	0-0	0	0	0	0	0	1	0	1
Janou Rubin	0-0	0-0	2-2	1	0	2	0	0	0	0	1
Ryan Wright	0-0	0-0	0-0	0	0	0	0	0	0	0	1
Alfred Aboya	0-0	0-0	2-2	1	5	2	0	0	0	0	12
Lorenzo Mata	1-1	0-0	0-0	1	1	2	0	1	0	0	9
Michael Roll	1-3	0-1	0-0	2	0	2	1	0	0	0	12
Michael Fey	0-0	0-0	0-0	0	0	0	0	0	0	0	4
Team				6							
Totals	26-49	7-16	12-15	26	17	71	16	11	2	4	200

Halftime: UCLA 32, Cal 29. FG%: Cal 39.6, UCLA 53.1. 3P%: Cal 33.3, UCLA 43.8. FT%: Cal 78.6, UCLA 80.0. Officials: Dick Cartmell, Dave Libbey, Bruce Hicks. Technical fouls: none. Attendance: 18,544.

NORTH CAROLINA STATE 58, CALIFORNIA 52
 March 17, 2006 – American Airlines Center – Dallas, TX

Cal earned the seventh seed in the Atlanta Regional of the NCAA Tournament, but after jumping out to a 29-25 halftime lead over North Carolina State, the Bears dropped a 58-52 first-round decision. Ayinde Ubaka's jumper with 1:07 left tied the score at 52-all. However, NC State's Cameron Bennerman drained a three-pointer with 32 seconds left, and Cal was unable to respond on its next possession. Leon Powe paced the Bears with 14 points and 12 boards, while Rod Benson scored 10 of his 13 points in the first half.

#10 North Carolina State	Fg-a	3p-a	Ft-a	Reb	Pf	Pts	Ast	To	Bk	St	Min
Illian Evtimov, f	2-5	1-4	1-2	3	4	6	2	2	0	2	36
Cameron Bennerman, f	8-12	1-3	1-2	1	1	18	2	1	0	2	36
Cedric Simmons, c	5-11	0-0	2-3	6	3	12	2	3	0	0	32
Engin Atsur, g	1-4	0-3	0-0	3	1	2	1	1	0	0	27
Tony Bethel, g	2-3	2-3	0-0	4	1	6	1	1	0	1	32
Courtney Fells	1-2	1-1	1-2	0	0	4	0	0	0	0	5
Gavin Grant	0-2	0-1	6-8	5	3	6	2	2	1	0	22
Ben McCauley	1-1	0-0	0-0	1	0	2	0	0	0	0	2
Andrew Brackman	1-2	0-1	0-0	0	2	2	0	1	0	0	9
Team				2							
Totals	21-42	5-16	11-17	25	15	58	10	11	1	5	200

#7 California	Fg-a	3p-a	Ft-a	Reb	Pf	Pts	Ast	To	Bk	St	Min
Leon Powe, f	5-13	0-0	4-7	12	1	14	2	3	1	2	38
DeVon Hardin, c	0-1	0-0	0-0	3	4	0	0	2	0	0	7
Ayinde Ubaka, g	3-9	0-3	0-0	1	1	6	4	1	0	2	36
Omar Wilkes, g	4-6	2-3	0-0	5	2	10	0	1	0	0	22
Theo Robertson, g	1-2	1-2	0-0	0	2	3	1	3	0	2	34
Rod Benson	5-8	0-0	3-3	2	2	13	0	1	0	0	31
Nikola Knezevic	1-2	1-2	0-0	0	2	3	0	0	0	0	10
Eric Viermeisel	0-0	0-0	0-0	0	0	0	1	1	0	0	6
Richard Midgley	1-6	1-6	0-0	2	4	3	1	1	0	1	13
Jordan Wilkes	0-0	0-0	0-0	0	0	0	0	0	0	0	3
Team				1							
Totals	20-47	5-16	7-10	26	18	52	9	13	1	7	200

Halftime: Cal 29, NCS 25. FG%: NCS 50.0, Cal 42.6. 3P%: NCS 31.3, Cal 31.3. FT%: NCS 64.7, Cal 70.0. Officials: Donato, Adams, Pollard. Technical fouls: none. Attendance: 19,263.

