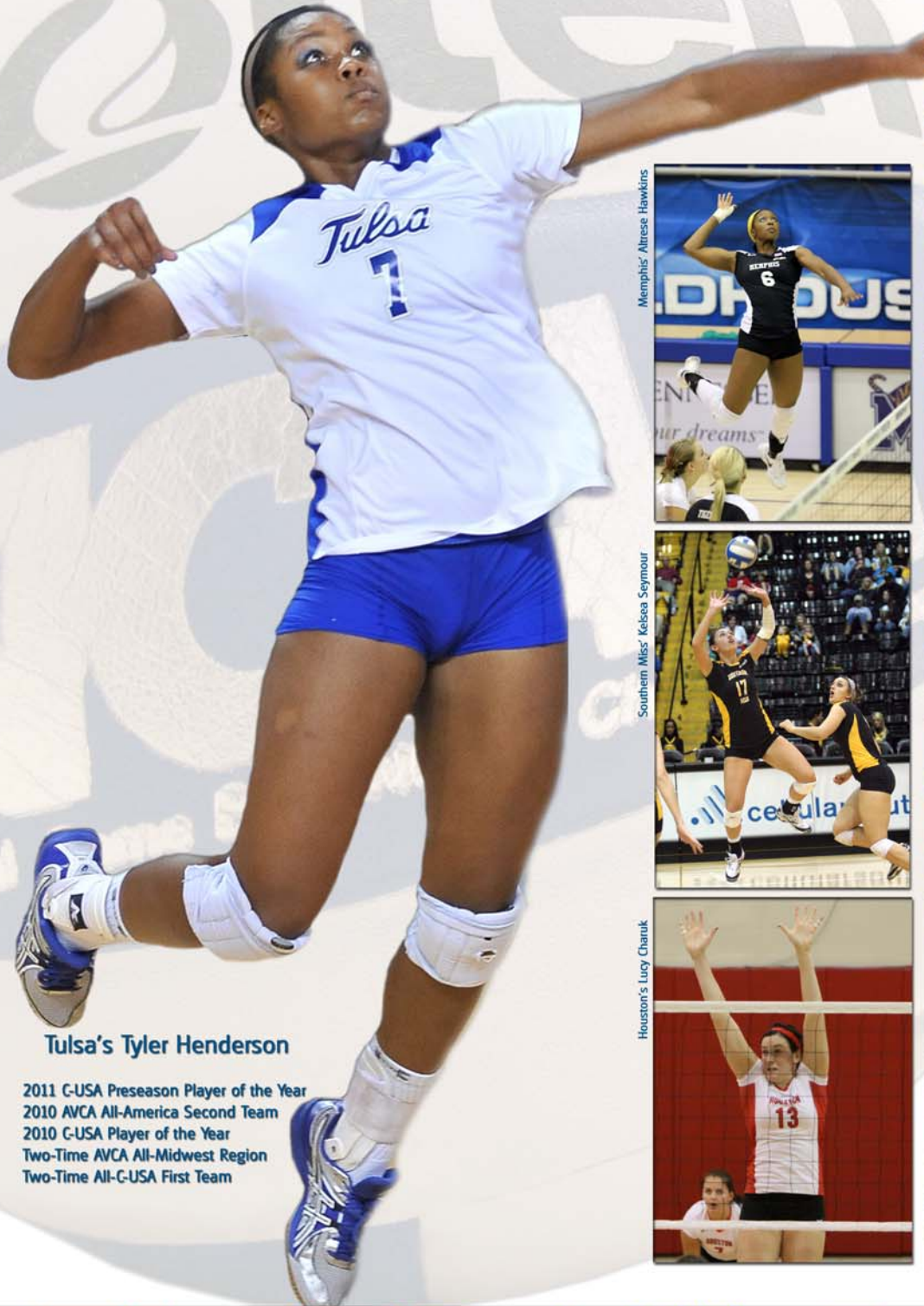


C-USA

2011



Tulsa's Tyler Henderson

2011 C-USA Preseason Player of the Year
 2010 AVCA All-America Second Team
 2010 C-USA Player of the Year
 Two-Time AVCA All-Midwest Region
 Two-Time All-C-USA First Team



UTEP's Stephanie Figueroa



SMU's Dana Powell



UAB's Heather Thomas



Rice's Nancy Cole



Marshall's Cameron Yoho



Tulane's Izabela Grot



East Carolina's Amanda Lutzow



UCF's Evija Vitde

Memphis' Altrese Hawkins



Southern Miss' Keisea Seymour



Houston's Lucy Charuk



VOLLEYBALL





5201 N. O'Connor Blvd. → Suite 300 → Irving, TX 75039
 Phone: (214) 774-1300 → Media Relations Fax: (214) 496-0055

ConferenceUSA.com

STAFF DIRECTORY

- Commissioner:** Britton Banowsky
- Executive Associate Commissioner:** Judy MacLeod (jmacleod@c-usa.org)
- Associate Commissioner:** Alfred White (awhite@c-usa.org)
- Associate Commissioner:** Kelly Carney (kcarney@c-usa.org)
- Associate Commissioner for Business Affairs:**
 Catrina Gibson (cgibson@c-usa.org)
- Associate Commissioner for Compliance/Academics:**
 Rob Philippi (rphilippi@c-usa.org)
- Assistant Commissioner for Football/Baseball Operations:**
 Russell Anderson (rdanderson@c-usa.org)
- Assistant Commissioner for Public Affairs:**
 Courtney Morrison Archer (cmarcher@c-usa.org)
- Assistant Commissioner for Sports Services:**
 Keisha Dunlap (kdunlap@c-usa.org)
- Director of Compliance & Student Services:** TBD
- Director of Events:** Monay Lyles (mlyles@c-usa.org)
- Director of New Media:** Nicole Cartier (ncartier@c-usa.org)
- Director of Sports Services:** Walter Brock (wbrock@c-usa.org)
- Associate Director of Media Relations:** Debbie Davis (ddavis@c-usa.org)
- Assistant Director of Business/Office Mgt.:** Katie Fleming
 (kmcgregor@c-usa.org)
- Sports Services and Officiating Assistant:** Kelly Ninemire
 (kninemire@c-usa.org)
- Executive Assistant to the Commissioner:** Darlene Winsett
 (dwinsett@c-usa.org)
- Media Relations Intern:** Jeremiah Ingram (jigram@c-usa.org)
- Marketing Intern:** Toni Gockel (tgockel@c-usa.org)
- Coordinator of Volleyball Officials:** Marcia Alterman
- Coordinator of Multimedia & Creative Services:**
 Erika Amstadt Hirschfeld (erikaah@sbcglobal.net)



Tulsa won the 2010 C-USA regular season volleyball title by producing a flawless conference record of 20-0. The Golden Hurricane became the first program under the current membership to go undefeated.

TABLE OF CONTENTS

2-3	Preseason Team/Poll
4-5	Composite Schedule
6-10	Conference USA
11	2011-12 C-USA Championship Schedule
10-11	East Carolina
12-13	Houston
14-15	Marshall
16-17	Memphis
18-19	Rice
20-21	SMU
22-23	Southern Miss
24-25	Tulane
26-27	Tulsa
28-29	UAB
30-31	UCF
32-33	UTEP
34	2010 Standings/Postseason Results
35	2010 Awards/Honors
36	2010 Individual Leaders – All Matches
37	2010 Team Leaders – All Matches
38	2010 Individual Leaders – C-USA Matches
39	2010 Team Leaders – C-USA Matches
40	Single Match Records – All Matches
41	Single Match Records – C-USA Matches
42-43	Single Season Records – All Matches
44-45	Single Season Records – C-USA Matches
46	Class Records
47	Miscellaneous Records
48-49	Career Records
50	Championship Records
51-54	Annual Leaders
55-60	All-Time Honors
61-62	Conference USA Championship Results
63	Postseason History
64-65	All-Time Standings
66	Media Services

CREDITS

The 2011 Conference USA Volleyball Guide is produced by Conference USA. For additional information, please contact the Media Relations Department at (214) 774-1300.

Design: Debbie Davis
 Editor and Compilation: Debbie Davis and Courtney Morrison Archer
 Photography: Courtesy of C-USA sports information departments

Conference USA extends a special thanks to each of the athletics communication departments at all member institutions for assistance with this publication.

© 2011 Conference USA

facebook

twitter





2011 CONFERENCE USA PRESEASON POLL & TEAM

Defending Conference USA champion Tulsa has been tabbed as the 2011 C-USA Volleyball Preseason favorites. The Golden Hurricane collected 142 points and 10 of 12 first-place preseason votes as selected by the league's 12 head coaches. The Golden Hurricane concluded last season 31-3 overall and produced a flawless league record of 20-0, becoming the first team under the current membership to go undefeated in a single season. Tulsa also established conference records for most overall and league wins, longest winning streak of 30-consecutive matches and best winning percentage of .931.

First-year head coach **STEVEN MCROBERTS** returns four starters plus the libero from a year ago, including C-USA Player of the Year **TYLER HENDERSON** as well as junior setter **JORDAN CLAMPITT** and junior libero **JESSICA ADAMS**. Henderson enters the season as the league's Preseason Player of the Year and a member of the preseason all-conference team. The junior outside hitter became the first Conference USA player to earn AVCA All-America second team honors after leading the nation in kills and points per set with averages of 6.23 and 6.67, respectively. She also is a two-time All-C-USA and AVCA Midwest Region first-team honoree. Clampitt appeared on the 2010 all-league and all-region first team after averaging an NCAA-best 13.09 assists per set.

Adams joins Henderson on the preseason list. The junior libero landed on the 2010 All-C-USA second team after producing a league-best 0.40 service aces per set average. Adams also accounted for 4.65 digs per set and was named C-USA Defensive Player of the Week three times last season.

SMU tallied 125 preseason votes for second, while Houston was a close third with 122 points. Southern Miss rounds out the top four with 95. Each program also placed two student-athletes on the all-conference preseason team.

SMU established C-USA single-season records for most digs (1,443), blocks (210) and blocks assists (369) against conference opponents in 2010. Sixteenth-year head coach **LISA SEIFERT** welcomes one of her most experienced squads as four starters plus the libero and nine letterwinners return to the court in 2011. Last year's club established a program-best 25-6 record and finished second in the league with a 17-3 mark. The Mustangs placed five players on the All-C-USA squads a year ago and returns four of those honorees.

Leading the way for the Mustangs will be preseason honorees **DANA POWELL** and **COURTNEY MANNING**. Powell, a senior outside hitter, earned her second AVCA All-America honorable mention nod last season. She enters the 2011 campaign ranked in the Top 10 among SMU greats as she appears eighth in kills (1,164) and sixth in digs (1,169). She is the seventh Mustang to record at least 1,000 kills and digs in a career. Manning, an All-C-USA second team pick, finished last season ranked 19th in the NCAA with 1.34 blocks per set. Seifert also will look to senior teammates **KELLI BECERRA** and **JESSICA OLIVER** who were also tabbed as All-C-USA second teamers in 2010, while senior **SIDNEY STEWART** returns as one of the top five liberos in the league. Becerra led the team with 10.69 assists per set. Oliver, a right-side hitter, compiled 2.61 kills per set and Stewart hustled for 578 overall digs, 370 came against conference opponents, ranking as the fourth most in a C-USA single season.

Eight letterwinners and three starters return from a Houston team that finished 19-13 overall and 13-7 in C-USA action. Second-year head coach **MOLLY ALVEY** spent the summer honing her coaching techniques on the coaching staffs for the Bring It Promotions (BIP)/USA Development Blue Team at the China-USA Challenge Invitational in Beijing, China (June 7-20) and the A2 Junior National Team that competed at the European Global Challenge in Pula, Croatia (July 12-23).

The Cougars will depend on redshirt senior veteran and All-C-USA preseason selections **LUCY CHARUK** and **CHANDACE TRYON** to guide a young Cougar squad in 2011. Charuk spent the summer training and competing for the Canadian Senior National Team in Winnipeg. The middle blocker led Houston with 361 kills, 148 blocks and was second with a .348 hitting percentage. She also ranked second in the league in blocks per set (1.26), third in hitting percentage, seventh in points per set (4.04) and 11th in kills per set (3.09). After earning AVCA Midwest All-Region and All-C-USA first team honors, she collected her second AVCA All-America honorable

PRESEASON COACHES POLL

1. Tulsa (10)
2. SMU (1)
3. Houston (1)
4. Southern Miss
5. Tulane
6. Rice
7. UAB
8. UCF
9. Memphis
10. Marshall
11. UTEP
12. East Carolina

(#) denotes first-place votes

mention accolade after earning the award in 2008. Tryon also earned all-league first team honors after leading the league with a .353 hitting efficiency. The junior middle blocker landed 285 kills in 629 attempts with only 63 errors on the season. She ranked in the league's top 20 for kills (2.61) and points (3.06) per set.

Southern Miss has continued its climb upward as the Golden Eagles have gone from a low preseason prediction in 2008 to winning the league's regular season title in 2009 and finishing fourth in 2010. Second-year head coach **ABBEY SUTHERLAND** returns six starters and nine of the top

10 players that produced a 19-12 overall record and went 12-8 in league play a year ago. Guiding the club in their final collegiate season will be All-C-USA first teamers and All-C-USA preseason picks **KELSEA SEYMOUR** and **ASHLEY MELL**.

The senior duo earned AVCA All-Midwest Region first team honors and concluded the 2010 season with honorable mention AVCA All-America accolades. Seymour dished out 1,272 assists, for a 10.79 per set average, and had 286 digs. Mell ranked second in the conference and 13th nationally in points and kills per set with respective averages of 5.03 pps and 4.41 kps.

The Green Wave was selected to finish fifth and will be led by redshirt junior **IZABELA GROT** who earned her first all-conference preseason honor. Grot is one of nine letterwinners returning for third-year head coach **SINISA MOMIC**. She concluded the 2010 season as the team's top offensive threat with a 3.24 kills per set average, 10th best in the league, and ranked 16th in hitting percentage with a .271.

Rice, UAB and UCF are slated to finish a respective No. 6 through No. 8 in the league standings.

Also earning All-C-USA Preseason honors was Rice's **NANCY COLE** and **SAM SERLEY** of UAB. Both appeared on the All-C-USA second team in 2010 as well as the AVCA All-America honorable mention list and the All-Midwest Region squad. Cole, a junior middle blocker, led the Owls with 373 kills, .321 hitting percentage, which ranked ninth in the league, and 106 blocks. Serley finished last year as UAB's leader in attack percentage with a .318, blocks per set at 1.08 and kills with 333, ranking in the top 12 in C-USA in all three categories.

Rounding out the 2011 C-USA Preseason Poll is Memphis, Marshall, UTEP and East Carolina.

In addition, outside hitter **ALTRESE HAWKINS** of Memphis concludes the 12-member preseason all-conference team. The Schaumburg, Ill., native was named to the all-conference first team, All-Midwest Region and the AVCA All-America honorable mention teams in 2010 after ranking in the league's top 10 with 483 kills, 3.96 kills per set, 525 points and 4.30 points per set. She also was 12th in the league with a team-best .305 attack percentage. The two-time C-USA Offensive Player of the Week ranked 40th nationally in kills and 66th in points per set a year ago.

2011 CONFERENCE USA PRESEASON

Student-Athlete	School	Pos	Ht.	Yr.	Hometown
Lucy Charuk	Houston	MB	6-2	RS Sr.	Tswwassen, British Columbia
Chandace Tryon	Houston	MB	6-0	Jr.	Corpus Christi, Texas
Altrese Hawkins	Memphis	OH	5-10	RS Jr.	Schaumburg, Ill.
Nancy Cole	Rice	MB	6-3	Jr.	Pasadena, Texas
Courtney Manning	SMU	MB	6-0	Jr.	Mesquite, Texas
Dana Powell	SMU	OH	5-10	Jr.	Tulsa, Okla.
Ashley Mell	Southern Miss	OH	6-3	RS Sr.	Yorba Linda, Calif.
Kelsea Seymour	Southern Miss	S	5-9	Sr.	Long Beach, Calif.
Izabela Grot	Tulane	RS/OH	6-2	RS Jr.	Krakow, Poland
Jessica Adams	Tulsa	DS/L	5-7	Jr.	Oklahoma City, Okla.
Tyler Henderson	Tulsa	OH	5-10	Jr.	Oklahoma City, Okla.
Sam Serley	UAB	MB	6-2	Jr.	Nashville, Tenn.

Preseason Player of the Year: Tyler Henderson, Tulsa

NOTE: Due to a tie for the final spot this year's preseason team is 12 members instead of 11.



AUGUST

FRI., AUG. 26

ECU hosts East Carolina Classic
Gardner-Webb at East Carolina

Houston hosts Flo Hyman Collegiate Cup
Lipscomb at Houston

Morehead State Tournament (Morehead, Ky.)
Marshall vs. Michigan

Memphis hosts Memphis Invitational
Alabama A&M at Memphis
Southeastern Missouri at Memphis

Rice hosts Rice Invitational I
Delaware at Rice

Oklahoma Invite (Norman, Okla.)
SMU at Oklahoma

USM hosts Southern Miss Invitational
TCU Chattanooga at Southern Miss

Missouri Tiger Invitational (Columbia, Mo.)
Tulane vs. North Dakota State
Tulane vs. Idaho State

Florida State Invitational (Tallahassee, Fla.)
Tulsa vs. Albany

Samford Tournament (Birmingham, Ala.)
UAB vs. Akron
UAB vs. Arkansas State

UCF hosts Courtyard By Marriott/UCF Classic
South Alabama at UCF
Michigan State at UCF

UTEP hosts El Paso Sports Commission Invitational
Southern at UTEP
Portland State at UTEP

SAT., AUG. 27

ECU hosts East Carolina Classic
Presbyterian at East Carolina
Florida Atlantic at East Carolina

Houston hosts Flo Hyman Collegiate Cup
Xavier at Houston
Central Arkansas at Houston

Morehead State Tournament (Morehead, Ky.)
Marshall at Morehead State

Memphis hosts Memphis Invitational
Arkansas-Little Rock at Memphis
Georgia State at Memphis

Oklahoma Invite (Norman, Okla.)
SMU vs. Missouri State
SMU vs. Oral Roberts

USM hosts Southern Miss Invitational
Northwestern State at Southern Miss
Jackson State at Southern Miss

Missouri Tiger Invitational (Columbia, Mo.)
Tulane at Missouri
Tulane vs. Binghamton

Florida State Invitational (Tallahassee, Fla.)
Tulsa vs. Kentucky
Tulsa at Florida State

Samford Tournament (Birmingham, Ala.)
UAB vs. UNC Asheville

UCF hosts Courtyard By Marriott/UCF Classic
North Florida at UCF

UTEP hosts El Paso Sports Commission Invitational
Nicholls State at UTEP
UT Arlington at UTEP

SUN., AUG. 28

Rice hosts Rice Invitational I
Stanford at Rice

SEPTEMBER

FRI., SEPT. 2

Holiday Inn Jefferson Cup (Charlottesville, Va.)
East Carolina at Virginia
East Carolina vs. Long Island

State Farm Classic (Champaign, Ill.)
Houston vs. Dayton

Asics Challenge (San Francisco, Calif.)
Memphis vs. Providence

Rice hosts Rice Invitational II
Houston Baptist at Rice
UTSA at Rice

SMU hosts Doubletree Invitational
TCU at SMU

Iowa State Tournament (Ames, Iowa)
Southern Miss at Iowa State
Southern Miss vs. Iowa

Tulane hosts Allstate Sugar Bowl Collegiate Classic
San Diego State at Tulane

Tulsa hosts Hurricane Invitational
UT-Arlington at Tulsa
North Dakota State at Tulsa

First State Skyhawk Invitational (Martin, Tenn.)
UAB at UT Martin
UAB vs. Illinois State

Florida Gulf Coast Tournament (Ft. Myers, Fla.)
UCF vs. USC
UCF vs. Furman

Cornell Invitational (Ithaca, N.Y.)
UTEP vs. Niagara
UTEP at Cornell

SAT., SEPT. 3

Holiday Inn Jefferson Cup (Charlottesville, Va.)
East Carolina vs. Cal

State Farm Classic (Champaign, Ill.)
Houston at Illinois
Houston vs. Tennessee

IUPUI Tournament (Indianapolis, Ind.)
Marshall vs. Eastern Michigan
Marshall at IUPUI

Asics Challenge (San Francisco, Calif.)
Memphis vs. Columbia
Memphis at San Francisco

Rice hosts Rice Invitational II
Georgia Tech at Rice

SMU hosts Doubletree Invitational
Lamar at SMU
Alabama at SMU

Iowa State Tournament (Ames, Iowa)
Southern Miss vs. Arizona State

Tulane hosts Allstate Sugar Bowl Collegiate Classic
William And Mary at Tulane
Southern Illinois at Tulane

Tulsa hosts Hurricane Invitational
Arkansas-Pine Bluff at Tulsa
UC-Davis at Tulsa

First State Skyhawk Invitational (Martin, Tenn.)
UAB vs. Stephen F. Austin

Florida Gulf Coast Tournament (Ft. Myers, Fla.)
UCF at Florida Gulf Coast

Cornell Invitational (Ithaca, N.Y.)
UTEP vs. American
UTEP vs. Delaware State

SUN., SEPT. 4

IUPUI Tournament (Indianapolis, Ind.)
Marshall vs. Stetson

THUR., SEPT. 8

University of Hawai'i Tournament (Honolulu, Hawai'i)
Rice at Hawai'i
Tulane at FAU (Florida Atlantic)

FRI., SEPT. 9

UNCW Beach Bash (Wilmington, N.C.)
East Carolina at UNC Wilmington

UK Invitational (Lexington, Ky.)
Houston vs. West Virginia
Houston at Kentucky

Ohio University Tournament (Athens, Ohio)
Marshall vs. Virginia

Saluki Invitational (Carbondale, Ill.)
Memphis vs. Green Bay

Hawai'i Tournament (Honolulu, Hawai'i)
Rice vs. Cincinnati

Long Beach Invitational (Long Beach, Calif.)
SMU vs. Oregon State
SMU vs. Long Beach State

Marquette/Milwaukee Invitational (Milwaukee, Wis.)
Southern Miss at Marquette
Southern Miss at Milwaukee

Tulane at FIU (Florida International)

Middle Tennessee Invitational (Murfreesboro, Tenn.)
Tulsa vs. Cal Poly

Kennesaw State Owls Classic (Kennesaw, Ga.)
UAB vs. Troy

UCD hosts Residence Inn / UCF Invitational
UNC Greensboro at UCF
Pittsburgh at UCF

Lamar Tournament (Beaumont, Texas)
UTEP vs. Baylor

SAT., SEPT. 10

UNCW Beach Bash (Wilmington, N.C.)
East Carolina vs. NC State
East Carolina vs. Charleston Southern

UK Invitational (Lexington, Ky.)
Houston vs. Loyola Marymount

Ohio University Tournament (Athens, Ohio)
Marshall at Ohio
Marshall vs. Louisville

Saluki Invitational (Carbondale, Ill.)
Memphis vs. Murray State
Memphis at Southern Illinois

Hawai'i Tournament (Honolulu, Hawai'i)
Rice vs. Pacific

Long Beach Invitational (Long Beach, Calif.)
SMU vs. Utah State

Marquette/Milwaukee Invite (Milwaukee, Wis.)
Southern Miss vs. Akron

Middle Tennessee Invitational (Murfreesboro, Tenn.)
Tulsa at Middle Tennessee State
Tulsa vs. Illinois

Kennesaw State Owls Classic (Kennesaw, Ga.)
UAB vs. Eastern Kentucky
UAB at Kennesaw State

Lamar Tournament (Beaumont, Texas)
UTEP at Lamar
UTEP vs. Mississippi State

SUN., SEPT. 11

Residence Inn / UCF Invitational
Florida Atlantic at UCF
USF at UCF

TUE., SEPT. 13

Lamar at Houston
UTEP at New Mexico State

FRI., SEPT. 16

Marshall hosts Thunder Invitational
→ East Carolina at Marshall

UNCG Invitational (Greensboro, N.C.)
Memphis at UNC Greensboro

SFA Tournament (Nacogdoches, Texas)
Rice vs. North Dakota

Texas Invitational (Austin, Texas)
SMU vs. UTSA

Houston Baptist Invitational (Houston, Texas)
Southern Miss at Houston Baptist
Southern Miss vs. Southeastern Louisiana

UNC Tar Heel Classic (Chapel Hill, N.C.)
Tulsa at North Carolina

Creighton Classic (Omaha, Neb.)
UAB vs. McNeese State

UCF hosts Towne Place Suites/UCF Challenge
→ UTEP at UCF

SAT., SEPT. 17

Marshall hosts Thunder Invitational
East Carolina vs. Central Michigan
George Mason at Marshall
East Carolina vs. George Mason
Central Michigan at Marshall

UNCG Invitational (Greensboro, N.C.)
Memphis vs. Radford
Memphis vs. Howard

SFA Tournament (Nacogdoches, Texas)
Rice vs. Sam Houston
Rice at Stephen F. Austin

Texas Invitational (Austin, Texas)
SMU at Texas
SMU vs. Santa Clara

Houston Baptist Invitational (Houston, Texas)
Southern Miss vs. Louisiana Tech

Tulane hosts Kathy Trosclair Memorial Tournament
Belmont at Tulane

UNC Tar Heel Classic (Chapel Hill, N.C.)
Tulsa vs. Saint Louis
Tulsa vs. Miami (OH)

Creighton Classic (Omaha, Neb.)
UAB vs. Drake
UAB at Creighton





SAT., SEPT. 17, continued..

UCF hosts Towne Place Suites/UCF Challenge
UCF vs. Florida International/Jacksonville
UTEP vs. Florida International/Jacksonville

SUN., SEPT. 18

Tulane hosts Kathy Trosclair Memorial Tournament
Lamar at Tulane
South Alabama at Tulane

TUE., SEPT. 20

- Houston at Rice
- UAB at Memphis

FRI., SEPT. 23

- SMU at UCF
- East Carolina at Memphis
- Southern Miss at Houston
- Marshall at UAB
- Tulane at Rice
- Tulsa at UTEP

SUN., SEPT. 25

- Tulsa at UCF
- East Carolina at UAB
- Marshall at Memphis
- SMU at UTEP
- Tulane at Houston
- Southern Miss at Rice

FRI., SEPT. 30

- UCF at East Carolina
- UTEP at Marshall
- Houston at Tulsa
- Memphis at Southern Miss
- Rice at SMU
- UAB at Tulane

OCTOBER

SUN., OCT. 2

- UCF at Marshall
- Houston at SMU
- Memphis at Tulane
- Rice at TULSA
- UAB at Southern Miss
- UTEP at East Carolina

WED., OCT. 5

- SMU at Tulsa

FRI., OCT. 7

- UAB at UCF
- Memphis at UTEP

SAT., OCT. 8

- Rice at Marshall
- Houston at East Carolina
- Southern Miss at Tulsa
- Tulane at SMU
- UAB at UCF
- Memphis at UTEP

SUN., OCT. 9

- Rice at Marshall
- Houston at East Carolina
- Southern Miss at Tulsa
- Tulane at SMU

FRI., OCT. 14

- East Carolina at Southern Miss
- Marshall at Tulane
- SMU at Memphis
- Tulsa at UAB
- UCF at Rice
- UTEP at Houston

SUN., OCT. 16

- Marshall at Southern Miss
- SMU at UAB
- East Carolina at Tulane
- Tulsa at Memphis
- UCF at Houston
- UTEP at Rice

WED., OCT. 19

- Southern Miss at Tulane

THUR., OCT. 20

- Marshall at Tulsa

FRI., OCT. 21

- Tulane at UCF
- East Carolina at SMU
- Memphis at Rice
- UAB at Houston
- Southern Miss at UTEP

SUN., OCT. 23

- SMU at Marshall
- Houston at Memphis
- Rice at UAB
- Tulsa at East Carolina
- UCF at Southern Miss
- UTEP at Tulane

FRI., OCT. 28

- Houston at UCF
- Southern Miss at Marshall
- Tulane at East Carolina
- UAB at SMU
- Memphis at Tulsa
- Rice at UTEP

SUN., OCT. 30

- Rice at UCF
- Tulane at Marshall
- Houston at UTEP
- Memphis at SMU
- Southern Miss at ECU
- UAB at Tulsa

NOVEMBER

THUR., NOV. 3

- UCF at Memphis

FRI., NOV. 4

- Marshall at Houston
- SMU at Southern Miss
- UCF at Memphis

SAT., NOV. 5

- Tulsa at Tulane
- UTEP at UAB
- East Carolina at Rice
- Marshall at Houston
- SMU at Southern Miss

SUN., NOV. 6

- Tulsa at Tulane
- East Carolina at Rice
- UTEP at UAB

FRI., NOV. 11

- Marshall at UCF
- SMU at Houston
- Southern Miss at UAB
- Tulane at Memphis
- Tulsa at Rice
- East Carolina at UTEP

SAT., NOV. 12

- Southern Miss at Memphis

SUN., NOV. 13

- East Carolina at UCF
- Tulane at UAB
- Tulsa at Houston
- Marshall at UTEP
- SMU at Rice

FRI., NOV. 18

- Memphis at Marshall
- UAB at East Carolina
- Rice at Southern Miss
- Houston at Tulane
- UCF at Tulsa
- UTEP at SMU

SUN., NOV. 20

- Houston at Southern Miss
- Memphis at East Carolina
- Rice at Tulane
- UAB at Marshall
- UCF at SMU
- UTEP at Tulsa

TUE., NOV. 22

- Tulane at Southern Miss
- UCF at UTEP

WED., NOV. 23

- Marshall at East Carolina
- Memphis at UAB
- Rice at Houston

SAT., NOV. 26

- Tulsa at SMU
- Marshall vs. West Virginia

➤ denotes Conference USA matches.



Excellence in Leadership

C-USA has an outstanding reputation for excellence in competition, academics, NCAA compliance, sportsmanship, student-athlete welfare and overall sports services.

Excellence in a Commitment to the Student-Athlete

Less travel distance between schools means less missed class time for the student-athletes.

Student-athletes in C-USA schools have a higher graduation rate than the general student population.

Excellence in Competition

The C-USA football championship game made its debut in 2005, pitting the top teams from the East and West Divisions against one another for the C-USA crown.

Closer proximity allows more fans to travel to away contests. Developing rivalries will be enriched through membership in the same conference and new rivalries will be established.

Excellence in Community Involvement

The conference's footprint is concentrated with 12 members in nine states. The 11 metropolitan areas have a combined population of nearly 17 million.

C-USA schools give back to their communities through volunteer service with local and national organizations.

More than 1.1 million living alumni represent C-USA schools across the nation.



After marking its 15-year milestone during the 2009-10 season, Conference USA is still going strong. From the beginning, dedication to excellence has been the league's guiding principle and remains today a common thread for a promising future. C-USA is home to 12 nationally prominent, tradition-rich members in East Carolina, Houston, Marshall, Memphis, Rice, SMU, Southern Miss, Tulane, Tulsa, UAB, UCF and UTEP. This combination enhances men's and women's programs that are immersed in athletic success and academic prowess. Together, we are committed to excellence, integrity and leadership in athletics, academics and in our communities.

All C-USA institutions sponsor Division I-A football, along with several other men's and women's athletic programs, many of which compete regularly for NCAA Championships. C-USA sponsors competition in 20 sports - nine for men (baseball, basketball, cross country, football, golf, soccer, tennis and indoor and outdoor track and field) and 11 for women (basketball, cross country, golf, rowing, softball, soccer, swimming and diving, tennis, indoor and outdoor track and field and volleyball).

The league sponsors numerous academic awards, including the Commissioner's Honor Roll and the Commissioner's Academic Medal, indicative of outstanding achievement in the classroom.

C-USA annually awards 12 postgraduate scholarships, along with the Sport Academic Award, Scholar Athletes of the Year and the Institutional Academic Excellence Award. Conference USA also added a Spirit of Service Award, recognizing student-athletes three times a year for a combination of significant community service efforts, good academic standing and participation in their elected sport.

SUCCESS ON THE PLAYING FIELD

Conference USA performers have achieved great success in competition, placing the league among the top conferences in the nation.

FOOTBALL

- 62 teams have earned bowl bids
- Member of the Bowl Championship Series
- Bowl tie-ins with the AutoZone Liberty Bowl, Beef 'O' Brady's St. Petersburg Bowl, Bell Helicopter Armed Forces Bowl, Military Bowl, R+L Carriers New Orleans Bowl, Sheraton Hawai'i Bowl and the TicketCity Bowl

MEN'S BASKETBALL

- Consistently rated as one of the top basketball leagues in the country
- 97 postseason teams (47 NCAA, 39 NIT, 6 CBI, 5 CIT)
- One National Championship title game appearance
- Three Final Four teams
- Seven Elite Eight NCAA Tournament teams
- One NIT Champion and four NIT semifinalists
- Inaugural CBI Champion

WOMEN'S BASKETBALL

- 46 NCAA Tournament appearances
- 36 WNIT appearances
- One team in the NCAA Sweet 16
- Two WNIT semifinalists
- One WBI Champion

BASEBALL

- 53 NCAA appearances
- Six College World Series appearances (2009, 2008, 2007, 2006, 2005 and 2001), including five of the last seven
- 13 Super Regional appearances
- Has produced at least four NCAA teams in eight of the last 10 seasons

In addition, 35 volleyball teams, 55 men's and women's soccer teams and 30 softball teams have earned NCAA Tournament bids. C-USA has sent three men's soccer teams to the NCAA College Cup, five softball teams to the Women's College World Series and three volleyball teams to the Sweet 16. The league also has had six national champions in NCAA track and field competition, one national champion in diving and numerous NCAA individual and team competitors in cross country, golf, swimming, tennis and track and field. Overall, Conference USA teams and individuals have made more than 600 NCAA appearances.

SUCCESS OFF THE FIELD

C-USA institutions are among the nation's best in academic performance among student-athletes, bolstered by the fact that student-athletes at league schools have a higher graduation rate than the general student population. Among C-USA's 5,000 student-athletes, there are champions off the playing field as well. In 15 years, 153 student-athletes earned national ESPN The Magazine Academic All-America honors, while 541 were named All-District. In addition, more than 20,000 student-athletes have been named to the Commissioner's Honor Roll or received the Commissioner's Academic Medal, indicative of outstanding achievement in the classroom.

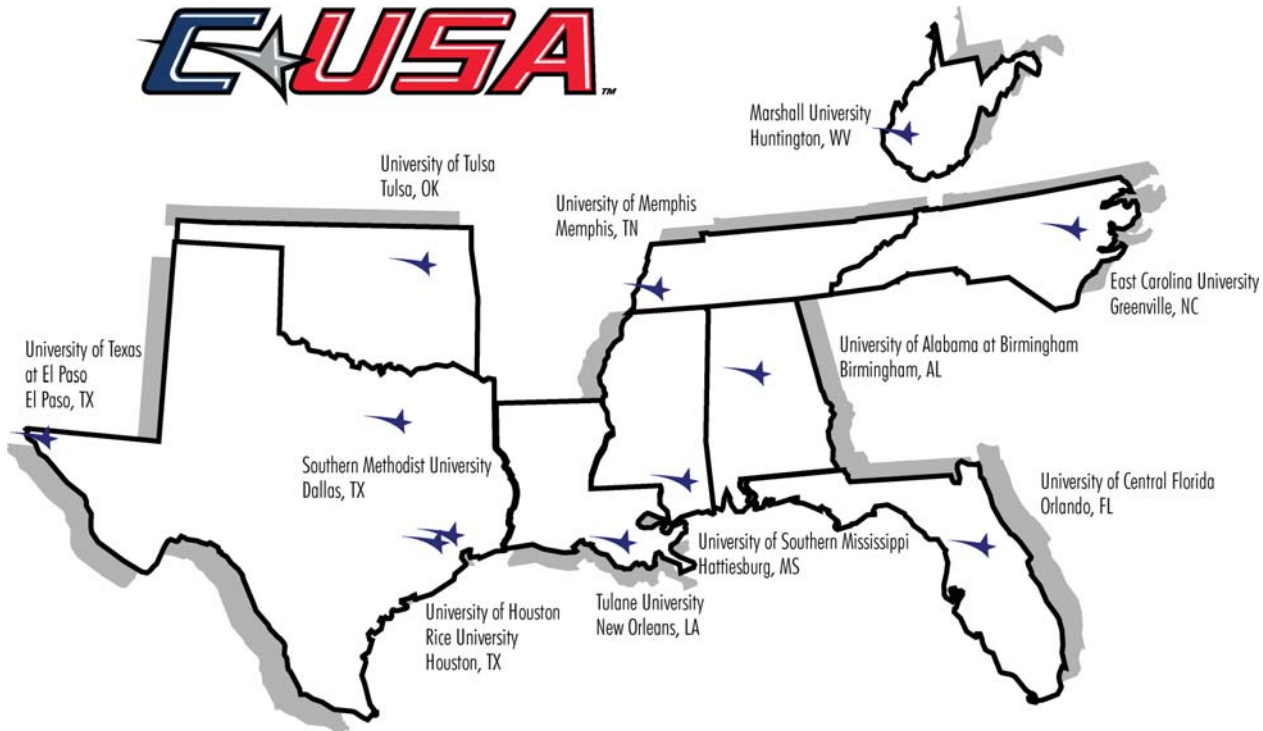
C-USA ON TV

C-USA enjoys significant television exposure through a multi-tiered selection process that is rooted in partnerships with FOX Sports Media Group and CBS Sports Network. By partnering with FOX Sports Media Group and extending an existing partnership with CBS Sports Network, the league has substantially increased the number of national and regional appearances for football, men's and women's basketball, and all other conference sports.

C-USA DIGITAL NETWORK

The C-USA Digital Network officially launched in August of 2011. Network programming includes live streaming of non-televised events, video on demand, a weekly C-USA studio show, podcasting, regular season and championship event highlights and C-USA produced feature stories. Monthly and yearly subscriptions will offer access to events offered on all 12 of the C-USA member institution's athletic websites as well as C-USA network programming.





University of Tulsa
Tulsa, OK

University of Memphis
Memphis, TN

Marshall University
Huntington, WV

University of Texas at El Paso
El Paso, TX

Southern Methodist University
Dallas, TX

University of Alabama at Birmingham
Birmingham, AL

East Carolina University
Greenville, NC

University of Central Florida
Orlando, FL

University of Southern Mississippi
Hattiesburg, MS

Tulane University
New Orleans, LA

University of Houston
Rice University
Houston, TX

C-USA IN THE COMMUNITY

The conference's footprint is concentrated with 12 members in nine states and a combined area population of nearly 17 million. More than 1.1 million living alumni represent C-USA schools across the nation. With a renewed commitment to community involvement, the conference has begun development of several initiatives to maintain strong ties in C-USA cities, as well as with fans and alumni across the country. C-USA schools also place a priority on giving back to their communities through volunteer service with local and national organizations.

GOVERNANCE

Along with the ACC, Big East, Big Ten, Big 12, Pac-10 and SEC, Conference USA is one of the seven conferences having significant representation in the NCAA governance structure. The Presidents of the member institutions serve as the league's Board of Directors.

A PROUD HISTORY; A PROMISING FUTURE

Conference USA was formed in 1995 and quickly emerged as one of the nation's top conferences. The conference unveiled its name, logo and commissioner April 24, 1995 in Chicago. The league's charter members included Charlotte, Cincinnati, DePaul, Houston, Louisville, Marquette, Memphis, Saint Louis, Southern Miss, Tulane, UAB and USF. Eleven of the institutions began athletic participation in 1995, while Houston joined competition in the fall of 1996.

The league's headquarters were established in Chicago and after nine years, relocated to the current office in Irving, Texas. Britton Banowsky was named Commissioner in October 2002, succeeding Mike Slive, the league's first commissioner.

C-USA added East Carolina (September, 1996) and the United States Military Academy (March, 1997) as football members. ECU began league competition in 1997; Army in 1998 and UAB began football play in 1999. The league added TCU and ECU (1999) for all sports and they began competition in 2001. USF started C-USA football in 2003.

After celebrating its 10th Anniversary during the 2004-05 season, C-USA began a new chapter in 2005-06 when its current membership came together to form the new look of the league.

Since its formation, C-USA has established a strong foundation, an identity and a history that reflects the league's national presence. Fifteen years of remarkable history has reinforced the league's position in collegiate athletics, setting the course for the next decade and beyond.

METRO AREA POPULATION

City	Rank	Population
Dallas	4	6,447,615
Houston	6	5,867,489
Orlando	27	2,082,421
Memphis	41	1,304,926
New Orleans	46	1,189,981
Birmingham	47	1,131,070
Tulsa	53	929,015
El Paso	68	751,296
Huntington	162	285,624
Greenville	226	179,715
Hattiesburg	273	143,093
Total		20,312,245

Courtesy: U.S. Census Data 2010

TV DEMOGRAPHICS

Market	TV Hshlds
Dallas-Fort Worth	2,255,970
Houston	1,848,770
Orlando	1,263,900
Birmingham	697,570
New Orleans	665,190
Memphis	662,180
Tulsa	505,000
Huntington	495,190
El Paso	283,870
Greenville	270,560
Hattiesburg	242,390
TOTALS	9,187,700

Courtesy: onsport



COMPETITIVE HIGHLIGHTS

- 133 Bowl appearances (53 since 1994)
- 139 Bowl appearances (59 since 1994)
- 116 NCAA Appearances in Men's Basketball
- 10 Men's Basketball Final Four Appearances, one National Championship game appearance and one National Championship
- 2002 NIT Champions (Memphis) and 2001 NIT Champions (Tulsa)
- 50 NCAA appearances in Women's Basketball (37 since 1994)
- 108 NCAA Appearances in Baseball (69 since 1995)
- 12 College World Series Appearances, including five of the last seven (2003 National Champions - Rice)
- 25 NCAA appearances in Volleyball in the last 16 years
- Two Softball College World Series Appearances
- One Men's Soccer College Cup Appearance
- 17 Men's Golf National Championships
- Two Women's Golf National Championships
- 30 National Championships in Track and Field and Cross Country

VOLLEYBALL HIGHLIGHTS

- There have been 92 AVCA Midwest Region first team honors given to 58 C-USA volleyball players. In addition, four student-athletes have appeared on the AVCA Midwest Region first team four-consecutive years. Five C-USA players have earned AVCA Midwest Region Freshman of the Year accolades.
- In 2010, C-USA received its first second-team AVCA All-America in Tulsa's Tyler Henderson. The league has had three student-athletes earn AVCA All-America third team honors, while 51 have collected 70 honorable mention accolades, including 16 players that have earned the honor twice.
- Current C-USA schools have made 21 NCAA appearances in the last 16 years.
- Houston has made 11 NCAA Championship appearances since 1989. UCF has earned seven NCAA berths since 1994.
- UCF won the AIAW Small College National Championship in 1984, when the squad went 55-0 overall.
- Houston (870) and Memphis (798) are listed among the NCAA all-time winningest volleyball programs.
- Nine current C-USA volleyball programs have reached the 20-win plateau a total of 36 times, while two schools have achieved the 30-win feat (Memphis/2003 and Tulsa/2010).
- Current Tulsa players Tyler Henderson and Jordan Clampitt concluded the 2010 campaign atop the NCAA leaderboard for most points, kills and assists per set. Henderson (OH/So.) accounted for 6.23 kills and 6.67 points per set, while Clampitt (S/So.) dished out an NCAA-best 13.09 assists per set.
- Former Marshall standout Kelly-Anne Billings, a three-time AVCA All-American honorable mention selection, led the nation in kills per game and finished with 668 (6.61 per game) in 2006. Billings became the first three-time C-USA Player of the Year selection.
- Houston's Jaci Gonzalez concluded her collegiate career with 2,379 digs and became just the 13th player on the NCAA charts to surpass the 2,000 dig tally in 2005.
- Four-time AVCA All-American honorable mention selection and Tulane standout Sara Radosevic was named the 2008-09 Conference-USA Female Student-Athlete of the Year.

MORE COMPETITIVE HIGHLIGHTS

Men's Basketball – Seven C-USA teams earned postseason bids in 2011, with Memphis and UAB receiving NCAA berths.

Women's Basketball – C-USA teams have made 50 NCAA appearances (37 since 1994) and 32 WNIT outings.

Volleyball – C-USA schools have made 25 NCAA appearances in the last 16 years.

Baseball – Conference USA has been represented at the College World Series five of the last seven seasons.

Women's Cross Country – Rice and Tulsa represented C-USA in the 2011 NCAA Championship

Men's Cross Country – Tulsa won the 2010 C-USA Cross Country title, placing a league-record nine athletes on the all-conference team.

Men's Golf – The league placed a record five teams (East Carolina, Memphis, SMU, Tulsa and UCF) in the NCAA Regionals.

Women's Golf – C-USA was represented by four teams (East Carolina, Tulane, Tulsa, UTEP) in NCAA Regional play.

Men's Soccer – For just the second time in league history, four teams (SMU, South Carolina, Tulsa and UCF) played in the NCAA Championship, with SMU advancing to the Elite Eight.

Women's Soccer – Memphis and UCF have each made NCAA appearances in each of the last four seasons.

Softball – The league tied a record with five teams (East Carolina, Houston, Memphis, Tulsa, UAB) in the NCAA Championship, with Houston advancing to the Super Regional round.

Swimming & Diving – Houston and SMU represented C-USA in the NCAA Championship.

Men's Tennis – Tulsa advanced to the Sweet Sixteen of the NCAA Championship for the first time in league history.

Women's Tennis – SMU reached the Sweet Sixteen of the NCAA Championships for the first time since 1987.

Men's Track & Field – Houston's Chris Carter swept this year's Indoor and Outdoor C-USA Field Athlete of the Year accolades, leading the Cougars to titles in both sports.

Women's Track & Field – Southern Miss' Tori Bowie won national titles in the long jump at the NCAA Indoor and Outdoor Championships. Bowie is one of only two C-USA female track & field student-athletes to win an indoor and outdoor national championship in the same academic year. The other was 2009-10 C-USA Female Athlete of the Year Blessing Okagbare of UTEP.

Women's Rowing – Conference USA held its second Women's Rowing Championship in 2011, with Texas winning the title.





ACADEMICS

Conference USA is dedicated to excellence in athletics, academics and community service. C-USA places an emphasis on academic achievement for its student-athletes, encouraging an environment for academic success. In addition to student-athletes representing the league on the Capital One Academic All-America teams, C-USA has several academic award programs that are featured below. A record 2,284 student-athletes earned recognition to the Commissioner's Honor Roll during the 2010-11 academic year, with 487 earning the Academic Medal. Nineteen student-athletes earned Academic All-America honors, while 75 were recognized at the district level.

ACADEMIC AWARDS

Institutional Academic Excellence Award

Awarded to the institution with the highest overall student-athlete GPA in Conference sponsored sports.

Sport Academic Award

Awarded to the team in each Conference sponsored sport with the highest GPA for the current academic year.

Commissioner's Honor Roll

Awarded to student-athletes in Conference sponsored sports that have achieved a 3.0 cumulative GPA or above.

Commissioner's Academic Medal

Awarded to student-athletes in Conference sponsored sports that have achieved a 3.75 cumulative GPA or above.

Scholar Athlete of the Year Award

Awarded to the top student-athlete, as determined by the Faculty Athletics Representatives, in each Conference sponsored sport. The award is based on academic achievement (GPA - 3.0 or better), athletic achievement and service.

Dr. Jim Castañeda Post-Graduate Scholarships

Twelve awards of \$4,000 each are granted to graduates and determined by the Faculty Athletics Representatives at the Conference's annual meetings. At least two awards must go to women and two to men. Recipients of the C-USA post-graduate scholarships must enroll in a graduate program within three years of receipt of the award. The award is named after former Faculty Athletics Representative Dr. Jim Castañeda, who served Rice for 46 years as an educator, coach and administrator before he passed away in November 2008.

2010-11 CAPITAL ONE ACADEMIC ALL-AMERICA

First Team Academic All-America

- Philip Adam, Rice (Men's Track/CC)
- Marc Bourgeois, Southern Miss (Baseball)
- Katie Detlefson, UCF (Women's Golf/At-Large)
- Jimmy Maurer, South Carolina (Men's Soccer)
- Nora Mehl, UAB (Women's Track & Field)

Second Team Academic All-America

- Travis Bradshaw, Rice (Football)
- Jenny Cape, UAB (Women's Tennis/At-Large)
- Matt Carey, Rice (Men's Track & Field/CC)
- Melissa Desilets, UTEP (Women's Soccer)
- Elizabeth Fleming, Marshall (Volleyball)
- Rhiannon Johns, UAB (Women's Track & Field/CC)
- Andrew Stoker, East Carolina (Men's Swimming/At-Large)
- Vendula Strnadova, Memphis (Women's Soccer)
- Chad Zurcher, Memphis (Baseball)

Third Team Academic All-America

- Blake Brettschneider, South Carolina (Men's Soccer)
- Jan Burmeister, Southern Miss (Men's Tennis/At-Large)
- Dan Sloat, Rice (Men's Track & Field/CC)
- Adam Still, SMU (Men's Soccer)
- Will Traynor, South Carolina (Men's Soccer)

2010-11 COMMISSIONER'S HONOR ROLL - VOLLEYBALL

(*indicates Academic Medal Winners)

EAST CAROLINA

- Hannah Allgood *
- Shelby Beasley *
- Whitney Campbell
- Kelly Derby
- Briana Fleener
- Nicole Jones
- Kasey Kavanaugh *
- Andrea Queck *
- Britney Roper
- Amy Shelton *
- Jacqueline Varnum *

HOUSTON

- Ashley Applequist *
- Amanda Carson
- Krysta DeAngelis
- Alex Edwards *
- Kacy Griffin *
- Stephanie Nwachukwu *
- Christine Pinder
- Marluci Toazzi
- Meredith Ware *

MARSHALL

- Andrea Booker
- Kelley Bugler *
- Lanti Cole
- Laura Der
- Elizabeth Fleming *
- Elizabeth Herman
- Dorothy Rahal
- Desirree Wilkerson
- Cameron Yoho

MEMPHIS

- Christine Bach *
- Jovana Barisic
- Holly Fong
- Altrese Hawkins
- Cassidy Hawkins
- Katlin Inghish *
- Maja Kostic
- Hajnalka Molnar
- Alexandra Petronijevic
- Becky Shaffer *
- Emily Underwood *

RICE

- Justyna Brewczyk
- Lindsay Daniel
- Caroline Gill
- Tyler Jenkins *
- Tracey Lam *
- Ashleigh McCord
- Laurie McNamara *
- Jordan Meredith *
- Megan Murphy
- Mariah Riddlesprigger
- Meredith Schamun
- Megan White

SMU

- Caitlin Adair *
- Kelli Becerra
- Annie Begin
- Caroline Daly
- Meghan Janette
- Kendrick Koch
- Susan Lewis
- Dana Powell
- Sidney Stewart
- Bethany Voss
- Kathryn Wilkerson

SOUTHERN MISS

- Sarah Bowden
- Halie Ecker
- Amelia Hendrickson
- Lisa Knecht *
- Elizabeth Rinaudo
- Lauren Sears *
- Kelsea Seymour
- Bridget Whalen

TULANE

- Amber Bennett
- Milena Dragovic
- Amaris Genemaras
- Elysa Jackson *
- Milica Jovic
- Nicole Osuna
- Megan Peterson
- Lindsey Shepard *

TULSA

- Jessica Adams
- Kellie Culbertson
- Caitlin Dyché *
- Miriele Gobbo *
- Kelsey Hancock
- Stephanie Heim
- Shelbi Pitcher
- Diana Silva
- Hannah Stout

UAB

- Daniela Cavallo *
- Rachel Fairbanks
- Kristen Gallagher
- Rebecca Howard
- Andrea Lalic
- Savannah Pegg
- Sam Serley *
- Allison Slaught
- Thais Soares
- Heather Thomas
- Michelle Uzoh
- Alison Woods

UCF

- Kristin Fisher *
- Kaye-Alese Green
- Dani Harrison *
- Tory McCutcheon *
- Roxana Mendez
- Meredith Murphy
- Marie Reiterova
- Sara Rex
- Nichole Riedel
- Allison Rinderknecht *
- Evija Vilde
- Rachel Vukson
- Brittanie Wallace *

UTEP

- Cassandra Burruel
- Jacqueline Cason *
- Stephanie Figueroa *
- Patty Jarmoc
- Marie-Therese Joyce *
- Bridget Logan
- Kyla Muela
- Jennifer Nolasco *
- Melissa Toth
- Victoria Valencia *



2011-12 CONFERENCE USA CHAMPIONSHIPS

SPORT	DATE	SITE	HOST
Cross Country	October 31	Houston, Texas	Rice
Women's Soccer	November 2-6	Memphis, Tenn.	Memphis
Men's Soccer	November 9-13	Tulsa, Okla.	Tulsa
Football	December 3	Site of regular season champion	
Swimming/Diving	February 15-18	Houston, Texas	Houston
Indoor Track & Field	February 25-26	Birmingham, Ala.	UAB
Women's Basketball	March 7-10	Memphis, Tenn.	Memphis
Men's Basketball	March 7-10	Memphis, Tenn.	Memphis
Men's Tennis	April 19-22	Orlando, Fla.	UCF
Women's Tennis	April 19-22	Memphis, Tenn.	Memphis
Women's Golf	April 22-24	Gulf Shores, Ala.	C-USA
Men's Golf	April 22-24	Texarkana, Ark.	C-USA
Softball	May 10-12	Birmingham, Ala	UAB
Outdoor Track & Field	May 10-13	New Orleans, La.	Tulane
Women's Rowing	May 11-12	Oak Ridge, Tenn.	Tennessee
Baseball	May 23-27	Pearl, Miss.	C-USA

2010-11 CONFERENCE USA CHAMPIONSHIP SCOREBOARD

SPORT	REGULAR SEASON CHAMPION	TOURNAMENT CHAMPION	POSTSEASON TEAMS
Men's Cross Country	n/a	Tulsa	
Women's Cross Country	n/a	Tulsa	Rice, Tulsa, 1 individual
Women's Soccer	UCF	Memphis	Memphis, UCF
Men's Soccer	SMU	South Carolina	SMU, South Carolina, Tulsa, UCF
Volleyball	Tulsa	n/a	Tulsa
Football	UCF/SMU	UCF	UCF, East Carolina, SMU, Southern Miss, Tulsa, UTEP
Women's Indoor Track	n/a	UCF	East Carolina, SMU, Southern Miss, UCF, UTEP / 1 individual
Men's Indoor Track	n/a	Houston	Houston, Tulsa / 2 individuals
Women's Swimming/Diving	n/a	Rice	Houston, SMU
Women's Basketball	Houston	UCF	Houston, Memphis, Rice, Tulane, UAB, UCF
Men's Basketball	UAB	Memphis	East Carolina, Marshall, Memphis, SMU, UAB, UCF, UTEP
Men's Tennis	n/a	Tulsa	Rice, Tulsa
Women's Tennis	n/a	Tulsa	SMU, Tulsa
Women's Golf	n/a	UTEP	East Carolina, Tulane, Tulsa, UTEP
Men's Golf	n/a	UCF	East Carolina, Memphis, SMU, Tulsa, UCF
Women's Rowing	n/a	Texas	Texas
Softball	Houston/Tulsa	East Carolina	East Carolina, Houston, Memphis, Tulsa, UAB
Men's Outdoor Track	n/a	Houston	East Carolina, Houston, Memphis, Rice, Southern Miss, Tulsa, UTEP
Women's Outdoor Track	n/a	UCF	East Carolina, Houston, Memphis, Rice, SMU, Southern Miss, Tulane, Tulsa, UCF, UTEP / 2 individuals
Baseball	Rice, Southern Miss	Rice	East Carolina, Rice, Southern Miss, UCF





EAST CAROLINA QUICK FACTS

Location:
Greenville, N.C.

Founded:
1907

Enrollment:
27,703

Nickname:
Pirates

Colors:
Purple and Gold

Arena:
Minges Coliseum (8,000)

Chancellor:
Dr. Steve Ballard

FAR:
Dr. David Dossier

Athletics Director:
Terry Holland

SWA:
Rosie Thompson Smaw

TEAM FACTS

Head Coach:
Pati Rolf
(North Dakota State '92)

Record at East Carolina:
11-49 (two seasons)

Career Record:
423-316 (23 seasons)

Assistant Coaches:
Jackie Simpson
Jeri Estes

2010 Record:
2-30, 1-19 C-USA

Starters Returning/Lost: 5+libero/1

Letterwinners Returning/Lost: 10/2

Newcomers: 1

ATHLETIC COMMUNICATIONS

Volleyball SID:
Charles Welch

E-mail:
welchc@ecu.edu

Office Phone:
252/737-5112

Cell Phone: 252/702-0977

FAX: 252/737-4528

Press Row: 252/702-0977

Ticket Office: 252/737-4500

PATI ROLF



THE ROLF FILE

Year	Record	School
1988	18-30 (.357)	Minn.-Duluth
1989	26-14 (.650)	Minn.-Duluth
1990	26-19 (.578)	Minn.-Duluth
1991	33-13 (.711)	Minn.-Duluth
1992	11-26 (.297)	Minn.-Duluth
1993	22-13 (.628)	Minn.-Duluth
1994	25-5 (.833)	Minn.-Duluth
1995	23-9 (.718)	Minn.-Duluth
1996	25-4 (.862)	Minn.-Duluth
1997	19-6 (.760)	Minn.-Duluth
1998	21-7 (.750)	Minn.-Duluth
1999	24-8 (.750)	Minn.-Duluth
2000	22-6 (.846)	Minn.-Duluth
2001	15-9 (.625)	Minn.-Duluth
2002	13-16 (.448)	Marquette
2003	14-16 (.467)	Marquette
2004	22-7 (.759)	Marquette
2005	17-13 (.566)	Marquette
2006	16-15 (.533)	Marquette
2007	10-16 (.385)	Marquette
2008	10-15 (.379)	Marquette
2009	9-19 (.321)	East Carolina
2010	2-30 (.062)	East Carolina
Totals	423-316 (.572)	23 seasons

2011 ROSTER

No.	Name	Pos.	Ht.	Cl.	Hometown/Previous School
1	Andrea Queck	S	5-9	So.	Charlotte, N.C./Myers Park HS
3	Kasey Kavanaugh	S	6-2	So.	Chugiak, Alaska/Chugiak HS
4	Kelly Derby	MH	6-1	RS Jr.	Chapel Hill, N.C./Chapel Hill HS
5	Whitney Campbell	OH	5-6	So.	Laurinburg, N.C./Scotland County
6	Nicole Jones	DS	5-3	RS Sr.	Placerville, Calif./Union Mine HS
7	Shelby Beasley	DS/L	5-4	So.	Winter Park, Fla./Lake Howell HS
11	Britney Roper	OH	6-3	RS Sr.	Burgaw, N.C./Pender HS
14	Hannah Allgood	OH	5-9	So.	Yadkinville, N.C./Forsyth Country Day
15	Jackie Varnum	MH	6-1	Sr.	Panama City, Fla./Gulf Coast CC
16	Zarah Cecich	S	5-11	Fr.	Crown Point, Ind./Crown Point HS
18	Amanda Lutzow	OH	5-10	Sr.	Carpentersville, Ill./Dundee-Crown HS

2011 SCHEDULE

AUGUST

Aug. 26-27 *EAST CAROLINA CLASSIC*

Fri. 26 GARDNER-WEBB 7 p.m.

Sat. 27 PRESBYTERIAN 1 p.m.

FLORIDA ATLANTIC 7 p.m.

SEPTEMBER

Sept. 2-3 *Holiday Inn Jefferson Cup (Charlottesville, Va.)*

Fri. 2 at Virginia 11 a.m.

vs. Long Island 5 p.m.

Sat. 3 vs. Cal 1 p.m.

Sept. 9-10 *UNCW Beach Bash (Wilmington, N.C.)*

Fri. 9 at UNC Wilmington 7:30 p.m.

Sat. 10 vs. NC State 10:30 a.m.

vs. Charleston Southern 5 p.m.

Sept. 16-17 *Thunder Invitational (Huntington, W.Va.)*

Fri. 16 ✈ at Marshall 7 p.m.

Sat. 17 vs. Central Michigan 10:30 a.m.

vs. George Mason 5:30 p.m.

Fri. 23 ✈ at Memphis 8 p.m.

Sun. 25 ✈ at UAB 2 p.m.

Fri. 30 ✈ UCF 7 p.m.

OCTOBER

Sun. 2 ✈ UTEP 2 p.m.

Sat. 8 ✈ HOUSTON 2 p.m.

Sun. 9 ✈ HOUSTON 1 p.m.

Fri. 14 ✈ at Southern Miss 8 p.m.

Sun. 16 ✈ at Tulane 2 p.m.

Fri. 21 ✈ at SMU 8 p.m.

Sun. 23 ✈ TULSA 2 p.m.

Fri. 28 ✈ TULANE 7 p.m.

Sun. 30 ✈ SOUTHERN MISS 2 p.m.

Sat. 5 ✈ at Rice 3 p.m.

Sun. 6 ✈ at Rice 3 p.m.

Fri. 11 ✈ at UTEP 9 p.m.

Sun. 13 ✈ at UCF 1 p.m.

Fri. 18 ✈ UAB 7 p.m.

Sun. 20 ✈ MEMPHIS 2 p.m.

Wed. 23 ✈ MARSHALL 6 p.m.

Home matches in CAPS. ✈ C-USA matches. All Times Eastern.

2010 STATISTICS

#	Name	SP	K	K/G	E	TA	PCT.	A	PCT.	SA	SE	PCT.	RE	DIG	D/G	BS	BA	Total	B/G	BE	BHE	PTS
18	LUTZOW, Amanda	102	214	2.10	156	878	.066	19	0.19	13	25	0.13	38	257	2.52	6	14	20	0.20	3	0	240.0
11	ROPER, Britney	109	210	1.93	105	693	.152	2	0.02	0	2	0.00	1	41	0.38	6	53	59	0.54	9	0	242.5
15	VARNUM, Jackie	109	202	1.85	110	569	.162	1	0.01	5	21	0.05	0	40	0.37	10	74	84	0.77	17	1	254.0
5	CAMPBELL, Whitney	86	137	1.59	120	547	.031	2	0.02	2	8	0.02	7	52	0.60	5	29	34	0.40	6	3	158.5
4	DERBY, Kelly	100	105	1.05	69	421	.086	9	0.09	5	15	0.05	0	36	0.36	5	88	93	0.93	10	1	159.0
14	ALLGOOD, Hannah	44	29	0.66	19	102	.098	1	0.02	4	13	0.09	6	28	0.64	2	22	24	0.55	2	1	46.0
3	KAVANAUGH, Kasey	93	58	0.62	28	229	.131	677	7.28	6	20	0.06	1	127	1.37	8	55	63	0.68	9	37	99.5
2	GUSMAN-BROWN, Marina	101	26	0.26	38	184	-.065	30	0.30	6	35	0.06	36	235	2.33	1	4	5	0.05	0	5	35.0
1	QUECK, Andrea	59	8	0.14	6	46	.043	128	2.17	1	11	0.02	1	88	1.49	0	6	6	0.10	2	13	12.0
7	BEASLEY, Shelby	77	3	0.04	6	28	-.107	15	0.19	8	10	0.10	25	176	2.29	0	0	0	0.00	0	0	11.0
6	JONES, Nicole	97	1	0.01	5	16	-.250	37	0.38	4	11	0.04	27	330	3.40	0	0	0	0.00	0	3	5.0
8	SHELTON, Amy	9	0	0.00	0	0	.000	1	0.11	1	0	0.11	0	4	0.44	0	0	0	0.00	0	0	1.0
TEAM										20												
EAST CAROLINA		109	993	9.11	662	3716	.089	922	8.46	56	173	0.51	162	1415	12.98	43	345	215.5	1.98	58	64	1264.5
Opponents		109	1522	13.96	564	3752	.255	1410	12.94	162	224	1.49	56	1732	15.89	50	312	206.0	1.89	31	29	1890.0

Returns in **Bold**.

2010 RESULTS

2-30 overall, 1-19 C-USA [Home: 1-12 Away: 0-13 Neutral: 1-5]

DATE	OPPONENT	W/L	SCORE	SET-BY-SET SCORES
<i>A27-28 EAST CAROLINA CLASSIC</i>				
A27	CHARLOTTE	L	0-3	17-25,15-25,22-25
A28	CLEVELAND STATE	L	0-3	21-25,16-25,19-25
A28	LIBERTY	L	0-3	10-25,15-25,11-25
<i>S3-4 Delaware Invitational (Newark, Det.)</i>				
S3	vs. Rutgers	L	1-3	25-13,15-25,18-25,18-25
S4	at Delaware	L	0-3	17-25,11-25,17-25
S4	vs. Sam Houston State	L	0-3	10-25,11-25,15-25
<i>S10-11 Wake Forest Black/Gold Challenge (Winston Salem, N.C.)</i>				
S10	vs. Campbell	L	2-3	23-25,26-24,29-27,23-25,13-15
S11	vs. West Virginia	L	0-3	11-25,14-25,26-28
	at Wake Forest	L	0-3	10-25,18-25,22-25
<i>S17-18 Georgetown Classic (Washington, D.C.)</i>				
S17	vs. Furman	L	0-3	20-25,10-25,18-25
S8	at Georgetown	L	1-3	19-25,25-16,17-25,16-25
	vs. Binghamton	W	3-2	25-17,26-24,16-25,26-28,15-11
S25	➔ UTEP	L	0-3	15-25,15-25,14-25
S26	➔ UTEP	L	0-3	18-25,15-25,19-25
O1	➔ at UAB	L	2-3	14-25,14-25,25-23,25-21,12-15
O3	➔ MEMPHIS	L	1-3	18-25,25-21,22-25,13-25
O9	➔ at UCF	L	0-3	25-27,21-25,13-25
O10	➔ at UCF	L	0-3	13-25,19-25,21-25
O15	➔ SMU	L	0-3	18-25,16-25,11-25
O17	➔ TULSA	L	0-3	4-25,11-25,18-25
O22	➔ at Tulane	L	0-3	14-25,22-25,18-25
O24	➔ at Southern Miss	L	0-3	15-25,16-25,21-25
O29	➔ RICE	L	1-3	19-25,19-25,26-24,16-25
O31	➔ HOUSTON	L	0-3	18-25,22-25,11-25
N5	➔ at #25 Tulsa	L	0-3	10-25,14-25,12-25
N7	➔ at SMU	L	0-3	16-25,21-25,16-25
N12	➔ at Houston	L	0-3	19-25,17-25,14-25
N13	➔ at Rice	L	1-3	21-25,9-25,25-22,9-25
N19	➔ SOUTHERN MISS	L	0-3	24-26,21-25,16-25
N21	➔ TULANE	L	0-3	18-25,20-25,20-25
N24	➔ MARSHALL	W	3-2	25-22,27-25,19-25,13-25,15-8
N27	➔ at Marshall	L	0-3	12-25,15-25,11-25

Home matches in CAPS. ➔ C-USA matches.

FOLLOW THE PIRATES ONLINE

OFFICIAL WEB SITE

ECUPirates.com

FACEBOOK

[East Carolina Pirates](#)
[East Carolina Volleyball](#)

TWITTER

<http://twitter.com/ECUAthletics>
<http://twitter.com/ECUVball>

YOUTUBE

<http://www.youtube.com/ECUAthletics>

TOP RETURNING PIRATES

OFFENSE



AMANDA LUTZOW
OH, 5-10, Senior

2010 Stats
214 kills
2.10 kills per set
2.52 digs per set
2.35 points per set

OFFENSE



BRITNEY ROPER
OH, 6-3, RS Senior

2010 Stats
210 kills
1.93 kills per set
2.22 points per set

DEFENSE



NICOLE JONES
DS, 5-3, RS Senior

2010 Stats
330 digs
3.40 digs per set





HOUSTON QUICK FACTS

Location:
Houston, Texas

Founded:
1927

Enrollment:
38,752

Nickname:
Cougars

Colors:
Scarlet & White

Arena:
Athletics/Alumni Center (1,000)

Chancellor/President:
Dr. Renu Khator

FAR:
Dr. Richard Scamell

Athletics Director:
Mack Rhoades

SWA:
DeJuena Chizer

TEAM FACTS

Head Coach:
Molly Alvey (Centre College '01)

Record at Houston:
19-13 (one season)

Career Record:
43-20 (two seasons)

Assistant Coaches:
Nicole Miller
Steve Vencel

2010 Record:
19-13, 13-7 C-USA

Starters Returning/Lost: 3/2+libero

Letterwinners Returning/Lost: 8/3

Newcomers: 7

ATHLETIC COMMUNICATIONS

Volleyball SID:
Jamie Zarda

E-mail:
jczarda@uh.edu

Office Phone:
713/743-9406

Cell Phone: 713/582-5138

FAX: 713/743-9411

Press Row: 713/743-9477

Ticket Office: 713/GO-COOGS

MOLLY ALVEY



THE ALVEY FILE

Year	Record	School
2004	24-7 (.774)	Southern Indiana
2010	19-13 (.594)	Houston
Totals	43-20 (.683)	2 seasons

2011 SCHEDULE

AUGUST

AUG. 26-27 FLO HYMAN COLLEGIATE CUP		
Fri. 26	LIPSCOMB	7 p.m.
Sat. 27	XAVIER	12 p.m.
	CENTRAL ARKANSAS	7 p.m.
Wed. 31	Israeli National Team	7 p.m.

SEPTEMBER

Sept. 2-3 State Farm Classic (Champaign, Ill.)		
Fri. 2	vs. Dayton	4:30 p.m.
Sat. 3	at Illinois	10 a.m.
	vs. Tennessee	5:30 p.m.
Sept. 9-10 UK Invitational (Lexington, Ky.)		
Fri. 9	vs. West Virginia	10 a.m.
	at Kentucky	6 p.m.
Sat. 10	vs. Loyola Marymount	TBA
Tues. 13	LAMAR	7 p.m.
Tues. 20	✈ at Rice	7 p.m.
Fri. 23	✈ SOUTHERN MISS	7 p.m.
Sun. 25	✈ TULANE	1 p.m.
Fri. 30	✈ at Tulsa	7 p.m.

OCTOBER

Sun. 2	✈ at SMU	1 p.m.
Sat. 8	✈ at East Carolina	1 p.m.
Sun. 9	✈ at East Carolina	12 p.m.
Fri. 14	✈ UTEP	7 p.m.
Sun. 16	✈ UCF	1 p.m.
Fri. 21	✈ UAB	7 p.m.
Sun. 23	✈ at Memphis	1 p.m.
Fri. 28	✈ at UCF	6 p.m.
Sun. 30	✈ at UTEP	1 p.m.

NOVEMBER

Fri. 4	✈ MARSHALL	7 p.m.
Sat. 5	✈ MARSHALL	7 p.m.
Fri. 11	✈ SMU	7 p.m.
Sun. 13	✈ TULSA	1 p.m.
Fri. 18	✈ at Tulane	7 p.m.
Sun. 20	✈ at Southern Miss	1 p.m.
Wed. 23	✈ RICE	7 p.m.

Home matches in CAPS. ✈ C-USA matches. All Times Central.

2011 ROSTER

No.	Name	Pos.	Ht.	Cl.	Hometown/Previous School
2	Alex Edwards	DS	5-4	Jr.	Katy, Texas/Oklahoma
3	Stephanie Nwachukwu	RS	5-9	Jr.	Houston, Texas/George Bush HS
4	Krysta DeAngelis	DS	5-4	Sr.	Lone Tree, Colo./Highlands Ranch HS
5	Caitlin Ogletree	S	5-8	Fr.	Montgomery, Texas/Montgomery
6	Katie Norris	OH	6-0	Jr.	Humble, Texas/Ole Miss
7	Ingrida Zauere	OH	6-3	Sr.	Kuldiga, Latvia/Murjanu Sports Gymnasium
8	Ashley Applequist	RS	6-0	Jr.	Waukesha, Wisc./Waukesha West
9	Chelsey Harding	S	5-7	So.	Houston, Texas/San Jacinto JC
10	Courtney Smith	MB	5-11	Fr.	Houston, Texas/Cypress Falls
11	Chandace Tryon	MB	6-0	Jr.	Corpus Christi, Texas/West Oso HS
12	Natalie Keck	DS	5-5	Fr.	Louisville, Ky./Mercy Academy
13	Lucy Charuk	MB	6-2	RS Sr.	Tswwassen, British Columbia/South Delta
15	Esther Longoria	S/DS	5-5	Fr.	Corpus Christi, Texas/Richard King
16	Meredith Ware	DS	5-11	So.	Los Angeles, Calif./Campbell HS
19	Kadi Kullerkann	RS/OH	6-4	Fr.	Tallinn, Estonia/Audentes



2010 STATISTICS

#	Name	SP	K	K/G	E	TA	PCT.	A	PCT.	SA	SE	PCT.	RE	DIG	D/G	BS	BA	Total	B/G	BE	BHE	PTS
13	CHARUK, Lucy	117	361	3.09	84	797	.348	4	0.03	26	39	0.22	2	74	0.63	24	124	148	1.26	12	3	473.0
11	TRYON, Chandace	109	285	2.61	63	629	.353	4	0.04	1	1	0.01	1	27	0.25	9	76	85	0.78	7	1	333.0
3	NWACHUKWU, Stephanie	113	260	2.30	126	641	.209	2	0.02	0	0	0.00	0	27	0.24	6	66	72	0.64	20	2	299.0
6	TOAZZI, Maruci	75	169	2.25	80	501	.178	23	0.31	15	29	0.20	22	172	2.29	7	41	48	0.64	8	0	211.5
7	ZAUERE, Ingrida	113	250	2.21	123	827	.154	34	0.30	17	19	0.15	21	279	2.47	2	36	38	0.34	4	0	287.0
18	PINDER, Christine	43	74	1.72	71	306	.010	2	0.05	7	13	0.16	8	60	1.40	1	7	8	0.19	6	2	85.5
8	APPLEQUIST, Ashley	37	56	1.51	31	195	.128	1	0.03	0	0	0.00	2	12	0.32	1	13	14	0.38	1	0	63.5
1	BROOKS, Amber	117	93	0.79	30	237	.266	1258	10.75	30	60	0.26	0	226	1.93	3	41	44	0.38	7	35	146.5
2	EDWARDS, Alex	106	4	0.04	0	7	.571	19	0.18	10	40	0.09	20	148	1.40	0	0	0	0.00	0	6	14.0
4	DeANGELIS, Krysta	93	1	0.01	1	3	.000	8	0.09	11	15	0.12	9	98	1.05	0	0	0	0.00	0	1	12.0
5	CARSON, Amanda	117	1	0.01	2	15	-.067	86	0.74	33	46	0.28	20	573	4.90	0	0	0	0.00	0	5	34.0
16	WARE, Meredith	8	0	0.00	1	1	-1.000	0	0.00	0	1	0.00	0	2	0.25	0	0	0	0.00	0	0	0.0
9	GRIFFIN, Kacy	5	0	0.00	1	1	-1.000	6	1.20	0	1	0.00	0	1	0.20	0	0	0	0.00	0	0	0.0
TEAM													10									
HOUSTON		117	1554	13.28	613	4160	.226	1447	12.37	150	264	1.28	115	1699	14.52	53	404	255.0	2.18	65	55	1959.0
Opponents		117	1416	12.10	631	4014	.196	1308	11.18	116	208	0.99	149	1705	14.57	39	318	198.0	1.69	39	38	1730.0

Returns in **Bold**.

2010 RESULTS

19-13 overall, 13-7 C-USA [Home: 8-5 Away: 7-6 Neutral: 4-2]

DATE	OPPONENT	W/L	SCORE	SET-BY-SET SCORES
<i>A27-28 Texas Invitational (Austin, Texas)</i>				
A27	vs. TCU	L	0-3	18-25,23-25,17-25
	vs. McNeese State	W	3-1	28-26,25-17,21-25,25-16
A28	at #3 Texas	L	0-3	19-25,15-25,18-25
<i>S3-4 HOUSTON INVITATIONAL</i>				
S3	#13 FLORIDA STATE	L	0-3	19-25,19-25,13-25
S4	OKLAHOMA	L	2-3	22-25,17-25,25-23,25-20,13-15
	#17 TENNESSEE	L	0-3	13-25,17-25,22-25
<i>S10-11 BYU Molten Classic (Provo, Utah)</i>				
S10	vs. Wichita State	L	0-3	14-25,20-25,22-25
S11	at BYU Cougars	W	3-2	19-25,25-16,25-17,19-25,15-13
	vs. Loyola Marymount	W	3-0	25-19,25-15,25-23
<i>S17-18 Nicholls State Tournament (Thibodeaux, La.)</i>				
S17	vs. Louisiana Tech	W	3-1	23-25,25-15,25-12,25-19
S18	at Nicholls State	W	3-0	25-17,25-18,25-20
	vs. Saint Louis	W	3-0	25-16,25-13,25-16
S21	➔ RICE	L	0-3	23-25,20-25,21-25
S25	➔ at Tulane	L	1-3	17-25,25-18,29-31,21-25
S25	➔ at Tulane	W	3-0	25-22,25-23,25-23
O1	➔ UCF	W	3-1	25-21,25-12,19-25,25-18
O3	➔ at UTEP	W	3-0	25-22,25-18,25-15
O9	➔ SOUTHERN MISS	W	3-1	25-20,22-25,25-23,25-23
O10	➔ SOUTHERN MISS	W	3-1	25-20,18-25,25-20,25-23
O15	➔ at Memphis	L	2-3	25-16,22-25,25-18,24-26,15-17
O17	➔ at UAB	W	3-0	25-19,25-20,25-17
O23	➔ SMU	W	3-1	26-24,25-21,21-25,28-26
O22	➔ TULSA	L	1-3	25-23,22-25,16-25,19-25
O29	➔ at Marshall	W	3-0	25-17,25-21,25-22
O31	➔ at East Carolina	W	3-0	25-18,25-22,25-11
N5	➔ UAB	W	3-0	25-19,26-24,32-30
N7	➔ MEMPHIS	W	3-0	25-16,25-18,26-24
N12	➔ EAST CAROLINA	W	3-0	25-19,25-17,25-14
N14	➔ MARSHALL	W	3-2	25-22,23-25,25-20,23-25,15-8
N19	➔ at SMU	L	2-3	19-25,25-21,25-22,8-25,8-15
N21	➔ at #24 Tulsa	L	1-3	14-25,23-25,25-20,21-25
N27	➔ at Rice	L	2-3	25-18,25-23,21-25,19-25,14-16

Home matches in CAPS. ➔ C-USA matches.

FOLLOW THE COUGARS ONLINE

OFFICIAL WEB SITE

UHCougars.com

FACEBOOK

[HoustonAthletics](https://www.facebook.com/HoustonAthletics)
[HoustonCougarVolleyball](https://www.facebook.com/HoustonCougarVolleyball)

TWITTER

<http://twitter.com/UHCougarSports>
<http://twitter.com/UHCougarVB>

YOUTUBE

<http://www.youtube.com/UHmultimedia>

TOP RETURNING COUGARS

OFFENSE



LUCY CHARUK
MB, 6-2, RS Senior

2010 Stats
 361 kills
 3.09 kills per set
 1.26 blocks per set
 .348 hitting percentage
 4.04 points per set

OFFENSE



STEPHANIE NWACHUKWU
RS, 5-9, Junior

2010 Stats
 260 kills
 2.30 kills per set
 0.64 blocks per set

OFFENSE



CHANDACE TRYON
MB, 6-0, Junior

2010 Stats
 285 kills
 2.61 kills per set
 0.78 blocks per set
 .353 hitting percentage
 3.06 points per set





MARSHALL QUICK FACTS

Location: Huntington, W.Va.
Founded: 1837
Enrollment: 13,814
Nickname: Thundering Herd or the Herd
Colors: Green and White
Arena: Cam Henderson Center (9,043)
President: Dr. Stephen J. Kopp
FAR: Dr. Robert Bookwalter
Athletics Director: Mike Hamrick
SWA: Beatrice Crane Banford

TEAM FACTS

Head Coach: Mitch Jacobs (Iowa '91)
Record at Marshall: 179-110 (nine seasons)
Career Record: 361-221 (18 seasons)
Assistant Coach: Kimberly Martinez, Dr. Jerry Gregg, Taylor Tanner
2010 Record: 12-20, 6-14 C-USA
Starters Returning/Lost: 3+libero/3
Letterwinners Returning/Lost: 9/6
Newcomers: 6

ATHLETIC COMMUNICATIONS

Volleyball SID: Ty Osborne
E-mail: osborne112@live.marshall.edu
Office Phone: 304-696-4662
Cell Phone: 803-530-2010
FAX: 304/696-2325
Press Row: 304/696-3300
Ticket Office: 1-800/THE-HERD

MITCH JACOBS



THE JACOBS FILE

Year	Record	School
1993	17-16 (.515)	Florida Tech
1994	14-22 (.389)	Florida Tech
1995	17-13 (.567)	Florida Tech
1996	20-11 (.645)	Florida Tech
1997	20-15 (.571)	Florida Tech
1998	19-10 (.655)	Florida Tech
1999	30-4 (.882)	Fairfield
2000	26-7 (.788)	Fairfield
2001	19-13 (.594)	Fairfield
2002	20-12 (.625)	Marshall
2003	21-16 (.568)	Marshall
2004	22-11 (.667)	Marshall
2005	26-6 (.813)	Marshall
2006	20-12 (.625)	Marshall
2007	23-9 (.719)	Marshall
2008	13-15 (.464)	Marshall
2009	22-9 (.710)	Marshall
2010	12-20 (.375)	Marshall
Totals	361-221 (.620)	18 seasons

2011 SCHEDULE

AUGUST

Aug. 26-27 Morehead State Tournament (Morehead, Ky.)
Fri. 26 vs. Michigan 12 p.m.
Sat. 27 at Morehead State 12 p.m.

SEPTEMBER

Sept. 3-4 IUPUI Tournament (Indianapolis, Ind.)
Sat. 3 vs. Eastern Michigan 10 a.m.
at IUPUI 7 p.m.
Sun. 4 vs. Stetson 12:30 p.m.
Sept. 9-10 Ohio University Tournament (Athens, Ohio)
Fri. 9 vs. Virginia 5 p.m.
Sun. 10 at Ohio 1 p.m.
vs. Louisville 7:30 p.m.

Sept. 16-17 THUNDER INVITATIONAL

Fri. 16 ↗ EAST CAROLINA 7 p.m.
Sat. 17 GEORGE MASON 1 p.m.
CENTRAL MICHIGAN 7:30 p.m.
Fri. 23 ↗ at UAB 7 p.m.
Sun. 25 ↗ at Memphis 1 p.m.
Fri. 30 ↗ UTEP 7 p.m.

OCTOBER

Sun. 2 ↗ UCF 1 p.m.
Sat. 8 ↗ RICE 12 p.m.
Sun. 9 ↗ RICE 12 p.m.
Fri. 14 ↗ at Tulane 7 p.m.
Sun. 16 ↗ at Southern Miss 12 p.m.
Thur. 20 ↗ at Tulsa 7 p.m.
Sun. 23 ↗ SMU 12 p.m.
Fri. 28 ↗ SOUTHERN MISS 7 p.m.
Sun. 30 ↗ TULANE 12 p.m.

NOVEMBER

Fri. 4 ↗ at Houston 7 p.m.
Sat. 5 ↗ at Houston 7 p.m.
Fri. 11 ↗ at UCF 7 p.m.
Sun. 13 ↗ at UTEP 12 p.m.
Fri. 18 ↗ MEMPHIS 7 p.m.
Sun. 20 ↗ UAB 1 p.m.
Wed. 23 ↗ at East Carolina 7 p.m.
Sat. 26 vs. West Virginia 7 p.m.

Home matches in CAPS. ↗ C-USA matches. All Times Eastern.

2011 ROSTER

No.	Name	Pos.	Ht.	Cl.	Hometown/Previous School
1	Dorothy Rahal	DS	5-7	So.	Venice, Fla./Venice HS
2	Hannah Bailey	OH	5-11	Fr.	Ceredo, W.Va./Spring Valley HS
3	Ryanne Milligan	S/DS	5-8	Jr.	Jasper, Ind./Assumption (Ky.) HS
4	Laura Der	OH	5-9	So.	Clarksville, Ind./Floyd Central HS
7	Jaylene Berrien	OH	5-9	Fr.	Springfield, Ohio/Springfield HS
8	Sarah Legg	S/DS	5-8	Fr.	Hurricane, W.Va./Hurricane HS
9	Sammie Bane	S	5-4	Fr.	Brownstown, Ind./Brownstown Central HS
10	Cameron Yoho	MB	6-1	Sr.	Sistersville, W.Va./Tyler Consolidated HS
11	Andrea Booker	DS	5-5	Jr.	Sarasota, Fla./Riverview HS
12	Abby Tomas	OH/RS	6-2	Jr.	Aledo, Texas/Aledo HS
14	Katie Potts	S	6-0	Fr.	John Creeks, Ga./Northview HS
15	Sacha Byous-McConnell	MB/OH	6-2	So.	Rancho Cucamonga, Calif./Los Osos HS
20	Desirre Wilkerson	MB	6-0	So.	Louisville, Ky./DuPont Manual HS
21	Ali Suttles	OH/DS	5-7	Fr.	Franklin Furnace, Ohio/Green HS
23	Katy Schad	OH/L	5-10	Jr.	Floyd Knobs, Ind./Floyd Central HS



2010 STATISTICS

#	Name	SP	K	K/G	E	TA	PCT.	A	PCT.	SA	SE	PCT.	RE	DIG	D/G	BS	BA	Total	B/G	BE	BHE	PTS
8	HERMAN, Elizabeth	114	444	3.89	154	1145	.253	3	0.03	5	9	0.04	0	66	0.58	6	61	67	0.59	21	1	485.5
12	TOMAS, Abby	95	257	2.71	127	742	.175	4	0.04	0	3	0.00	0	48	0.51	6	34	40	0.42	4	0	280.0
22	HOLM, Kaitlin	33	73	2.21	43	243	.123	0	0.00	1	6	0.03	2	17	0.52	3	10	13	0.39	2	0	82.0
10	YOHO, Cameron	114	213	1.87	75	515	.268	26	0.23	25	48	0.22	0	68	0.60	10	68	78	0.68	11	5	282.0
9	BUGLER, Kelley	76	139	1.83	51	376	.234	9	0.12	0	2	0.00	1	29	0.38	4	38	42	0.55	7	1	162.0
4	DER, Laura	120	207	1.73	125	665	.123	51	0.43	12	24	0.10	27	362	3.02	5	28	33	0.28	9	6	238.0
15	BYOUS-MCCONNELL,Sach	66	103	1.56	49	259	.208	6	0.09	0	1	0.00	0	8	0.12	8	40	48	0.73	19	0	131.0
20	WILKERSON, Desirre	43	42	0.98	28	114	.123	5	0.12	7	14	0.16	0	18	0.42	3	27	30	0.70	13	1	65.5
17	FLEMING, Elizabeth	124	85	0.69	27	250	.232	1251	10.09	8	14	0.06	0	295	2.38	8	29	37	0.30	10	14	115.5
23	SCHAD, Katy	113	33	0.29	16	115	.148	20	0.18	15	33	0.13	28	325	2.88	0	5	5	0.04	0	0	50.5
2	KESSEL, Lexy	14	1	0.07	0	1	1.000	0	0.00	3	2	0.21	0	7	0.50	0	0	0	0.00	0	1	4.0
11	BOOKER, Andrea	14	1	0.07	1	2	.000	1	0.07	0	1	0.00	0	12	0.86	0	0	0	0.00	0	0	1.0
3	MILLIGAN, Ryanne	108	1	0.01	3	13	-.154	47	0.44	28	49	0.26	13	267	2.47	0	0	0	0.00	0	2	29.0
21	COLE, Lanti	11	0	0.00	0	1	.000	0	0.00	0	4	0.00	0	17	1.55	0	0	0	0.00	0	0	0.0
1	RAHAL, Dorothy	113	0	0.00	5	33	-.152	23	0.20	19	43	0.17	32	366	3.24	0	0	0	0.00	0	0	19.0
	MARSHALL	124	1599	12.90	704	4474	.200	1446	11.66	123	253	0.99	124	1905	15.36	53	340	223.0	1.80	96	31	1945.0
	Opponents	124	1549	12.49	609	4361	.216	1453	11.72	124	223	1.00	123	1912	15.42	42	472	278.0	2.24	60	31	1951.0

Returnees in **Bold**.

2010 RESULTS

12-20 overall, 6-14 C-USA [Home: 9-6 Away: 1-12 Neutral: 2-2]

DATE	OPPONENT	W/L	SCORE	SET-BY-SET SCORES
<i>A27-28 Notre Dame Invitational (South Bend, Ind.)</i>				
A27	at Notre Dame	L	1-3	26-24,15-25,21-25,18-25
A28	vs. Cal Poly	L	1-3	20-25,23-25,25-15,14-25
	vs. Arizona	L	0-3	21-25,20-25,17-25
<i>S3-4 THUNDER INVITATIONAL</i>				
S3	HOFSTRA	W	3-2	25-11,22-25,25-19,23-25,15-8
S4	HIGH POINT	W	3-2	25-19,16-25,25-16,14-25,15-13
	CLEVELAND STATE	L	2-3	21-25,26-24,25-21,21-25,12-15
<i>S7 MARSHALL PLAY DAY</i>				
S7	NORTH CAROLINA A&T	W	3-0	25-10,25-21,25-12
	MOREHEAD ST	W	3-2	16-25,26-28,25-23,25-17,15-10
S14	at West Virginia	L	0-3	24-26,21-25,23-25
<i>S17-18 Saint Louis Tournament (St. Louis, Mo.)</i>				
S17	vs. WKU	W	3-2	25-15,25-21,16-25,23-25,15-9
S18	at Saint Louis	L	0-3	23-25,15-25,15-25
	vs. Lipscomb	W	3-1	15-25,25-19,25-22,25-18
S23	➔ UCF	W	3-0	27-25,25-20,26-24
S24	➔ UCF	W	3-0	25-23,28-26,25-15
O1	➔ at Memphis	L	1-3	34-32,13-25,21-25,20-25
O3	➔ UAB	W	3-1	17-25,25-18,25-19,25-21
O8	➔ at UTEP	L	0-3	21-25,22-25,19-25
O9	➔ at UTEP	L	1-3	14-25,25-17,18-25,23-25
O15	➔ TULSA	L	0-3	17-25,17-25,18-25
O17	➔ SMU	L	2-3	23-25,15-25,26-24,25-23,11-15
O23	➔ at Tulane	L	2-3	25-19,21-25,25-15,19-25,9-15
O22	➔ at Southern Miss	L	2-3	25-22,25-18,20-25,19-25,11-15
O29	➔ HOUSTON	L	0-3	17-25,21-25,22-25
O31	➔ RICE	L	0-3	16-25,17-25,18-25
N5	➔ at SMU	L	1-3	25-19,22-25,25-27,21-25
N7	➔ at #25 Tulsa	L	0-3	16-25,17-25,17-25
N12	➔ at Rice	W	3-0	25-21,25-23,25-21
N14	➔ at Houston	L	2-3	22-25,25-23,20-25,25-23,8-15
N19	➔ TULANE	L	1-3	19-25,28-30,25-23,15-25
N21	➔ SOUTHERN MISS	W	3-0	25-23,25-22,25-17
N24	➔ at East Carolina	L	2-3	22-25,25-27,25-19,25-13,8-15
N27	➔ EAST CAROLINA	W	3-0	25-12,25-15,25-11 343

Home matches in CAPS. ➔ C-USA matches.

FOLLOW THE THUNDERING HERD ONLINE

OFFICIAL WEB SITE

HerdZone.com

FACEBOOK

[Marshall University Athletics](http://MarshallUniversityAthletics)

TWITTER

http://twitter.com/Herd_Zone

YOUTUBE

<http://www.youtube.com/HerdVideo>

TOP RETURNING HERD

OFFENSE



ABBY TOMAS
OH/RS, 6-2, Junior

2010 Stats
257 kills
2.71 kills per set
280 points
2.9 points per set

DEFENSE



DOROTHY RAHAL
DS, 5-7, Sophomore

2010 Stats
366 digs
3.24 digs per set

SETTER



CAMERON YOHO
OH, 6-1, Senior

2010 Stats
213 kills
1.87 kills per set
282 points
2.5 points per set





MEMPHIS QUICK FACTS

Location:
Memphis, Tenn.

Founded:
1912

Enrollment:
22,421

Nickname:
Tigers

Colors:
Royal Blue and Gray

Arena:
Elma Roane Fieldhouse (2,000)

President:
Dr. Shirley Raines

FAR:
Ed Stevens

Athletics Director:
R.C. Johnson

SWA:
Lynn Parkes

TEAM FACTS

Head Coach:
April Jauregui (Memphis '01)

Record at Memphis:
40-54 (three seasons)

Career Record:
40-54 (three seasons)

Assistant Coaches:
Marko Majstorovic
James Onikeku

2010 Record:
16-16, 7-13 C-USA

Starters Returning/Lost:
4+libero/2

Letterwinners Returning/Lost: 3/11

Newcomers: 3

ATHLETIC COMMUNICATIONS

Volleyball SID:
Preston McClellan

E-mail:
preston.mcclellan@memphis.edu

Office Phone:
901/678-5223

Cell Phone: 901/351-7322

FAX: 901/678-4134

Press Row: 901/678-2005

Ticket Office: 888/867-UofM

APRIL JAUREGUI



THE JAUREGUI FILE

Year	Record	School
2008	17-14 (.548)	Memphis
2009	7-24 (.226)	Memphis
2010	16-16 (.500)	Memphis
Totals	40-54 (.426)	3 seasons

2011 SCHEDULE

AUGUST

Aug. 26-27 MEMPHIS INVITATIONAL

Fri.	26	ALABAMA A&M	12 p.m.
		SOUTHEASTERN MISSOURI	7 p.m.
Sat.	27	ARKANSAS-LITTLE ROCK	12 p.m.
		GEORGIA STATE	7 p.m.

SEPTEMBER

Sept. 2-3 Asics Challenge (San Francisco, Calif.)

Fri.	2	vs. Providence	5:30 p.m.
Sat.	3	vs. Columbia	2:30 p.m.
		at San Francisco	9 p.m.

Sept. 9-10 Saluki Invitational (Carbondale, Ill.)

Fri.	9	vs. Green Bay	5 p.m.
Sat.	10	vs. Murray State	10:30 a.m.
		at Southern Illinois	7:30 p.m.

Sept. 16-17 UNCG Invitational (Greensboro, N.C.)

Fri.	16	at UNC Greensboro	6 p.m.
Sat.	17	vs. Radford	9:30 a.m.
		vs. Howard	4 p.m.
Tue.	20	✈ UAB	7 p.m.
Fri.	23	✈ EAST CAROLINA	7 p.m.
Sun.	25	✈ MARSHALL	1 p.m.
Fri.	30	✈ at Southern Miss	7 p.m.

OCTOBER

Sun.	2	✈ at Tulane	1 p.m.
Fri.	7	✈ at UTEP	7 p.m.
Sat.	8	✈ at UTEP	7 p.m.
Fri.	14	✈ SMU	7 p.m.
Sun.	16	✈ TULSA	1 p.m.
Fri.	21	✈ at Rice	7 p.m.
Sun.	23	✈ HOUSTON	1 p.m.
Fri.	28	✈ at Tulsa	7 p.m.
Sun.	30	✈ at SMU	1 p.m.

NOVEMBER

Thur.	3	✈ UCF	7 p.m.
Fri.	4	✈ UCF	7 p.m.
Fri.	11	✈ TULANE	7 p.m.
Sat.	12	✈ SOUTHERN MISS	7 p.m.
Fri.	18	✈ at Marshall	6 p.m.
Sun.	20	✈ at East Carolina	1 p.m.
Wed.	23	✈ at UAB	7 p.m.

Home matches in CAPS. ✈ C-USA matches. All Times Central.

2011 ROSTER

No.	Name	Pos.	Ht.	Cl.	Hometown/Previous School
2	Cassidy Hawkins	MB/RS	6-2	Jr.	Lexington, Tenn./UT Martin
3	Veronica Zimmerman	S	5-10	Fr.	Toledo, Ohio/St. Ursula Academy
4	Megan Pulido	S	5-8	So.	Cordova, Tenn./St. Benedict Academy
6	Altrese Hawkins	OH	5-10	RS Jr.	Schaumburg, Ill./Hoffman Estates HS
9	Marija Jovanovic	RS	6-2	Jr.	Belgrade, Serbia/Milutin Milankovic
10	Maja Kostic	OH	5-10	RS Jr.	Belgrade, Serbia/Kennesaw State
11	Lauren Hawkins	MB/RS	6-2	Fr.	Rowlett, Texas/Rowlett High School
12	Jovana Barisic	MB	6-4	So.	Belgrade, Serbia/Srednja Turisticka
13	Vesna Jelic	OH	5-11	RS Jr.	Belgrade, Serbia/New Orleans
14	Hajnalka Molnar	S	5-9	Jr.	Budapest, Hungary/New Orleans
16	Alexandra Petronijevic	L	5-4	RS Fr.	Belgrade, Serbia/Prva Beogradska Gimnazua
19	Alexis Wesley	MB	6-1	Fr.	Silverdale, Wash./Central Kitsap High School
22	Katie Meyer	MB	6-3	So.	Dalton, Ohio/Walsh Jesuit HS



2010 STATISTICS

#	Name	SP	K	K/G	E	TA	PCT.	A	PCT.	SA	SE	PCT.	RE	DIG	D/G	BS	BA	Total	B/G	BE	BHE	PTS
6	HAWKINS, Altrese	122	483	3.96	157	1069	.305	2	0.02	12	18	0.10	2	61	0.50	11	38	49	0.40	8	1	525.0
9	JOVANOVIC, Marija	119	386	3.24	180	1021	.202	9	0.08	32	66	0.27	1	98	0.82	6	56	62	0.52	4	0	452.0
13	JELIC, Vesna	118	241	2.04	136	823	.128	28	0.24	42	56	0.36	45	280	2.37	3	19	22	0.19	5	1	295.5
7	INGLISH, Katlin	52	87	1.67	60	301	.090	3	0.06	5	9	0.10	6	29	0.56	1	5	6	0.12	0	0	95.5
22	MEYER, Katie	76	56	0.74	24	146	.219	0	0.00	13	16	0.17	1	20	0.26	8	51	59	0.78	8	0	102.5
2	HAWKINS, Cassidy	120	85	0.71	43	244	.172	7	0.06	1	8	0.01	2	36	0.30	18	60	78	0.65	12	0	134.0
14	MOLNAR, Hajnalka	117	65	0.56	34	202	.153	1105	9.44	38	37	0.32	3	240	2.05	3	29	32	0.27	1	26	120.5
10	KOSTIC, Maja	96	36	0.38	40	174	-.023	8	0.08	26	48	0.27	14	110	1.15	0	5	5	0.05	0	0	64.5
12	BARISIC, Jovana	16	5	0.31	6	17	-.059	0	0.00	0	0	0.00	0	1	0.06	0	10	10	0.62	0	0	10.0
17	FONG, Holly	29	3	0.10	2	9	.111	68	2.34	2	3	0.07	0	21	0.72	0	0	0	0.00	0	0	5.0
3	BACH, Christine	122	3	0.02	2	15	.067	118	0.97	32	75	0.26	81	492	4.03	0	0	0	0.00	0	1	35.0
1	SHAFFER, Becky	115	2	0.02	2	5	.000	12	0.10	10	12	0.09	15	195	1.70	0	0	0	0.00	0	1	12.0
8	PULIDO, Megan	6	0	0.00	0	0	.000	0	0.00	0	0	0.00	0	1	0.17	0	0	0	0.00	0	0	0.0
TEAM													12									
MEMPHIS		122	1452	11.90	686	4026	.190	1360	11.15	213	348	1.75	182	1584	12.98	50	273	186.5	1.53	38	30	1851.5
Opponents		122	1388	11.38	565	3781	.218	1273	10.43	182	281	1.49	213	1559	12.78	61	561	341.5	2.80	43	23	1911.5

Returns in **Bold**.

2010 RESULTS

16-16 overall, 7-13 C-USA [Home: 7-6 Away: 5-8 Neutral: 4-2]

DATE	OPPONENT	W/L	SCORE	SET-BY-SET SCORES
<i>A27-28 Belmont Invitational (Nashville, Tenn.)</i>				
A27	vs. Jacksonville State	L	1-3	19-25,26-24,18-25,16-25
A28	at Belmont	W	3-2	16-25,26-24,25-19,16-25,15-11
	vs. Miami	W	3-1	26-24,29-31,25-20,25-22
<i>S3-4 UIC Tournament (Chicago, Ill.)</i>				
S3	at UIC Flames	W	3-1	19-25,25-15,25-13,25-12
S4	vs. Northern Illinois	L	0-3	13-25,18-25,9-25
	vs. Kennesaw State	W	3-1	23-25,25-13,25-12,25-21
<i>S10-11 MEMPHIS INVITATIONAL</i>				
S10	TENNESSEE STATE	W	3-0	25-22,25-19,25-19
S11	LASALLE	W	3-0	25-13,25-13,25-19
	AIR FORCE	W	3-2	25-18,16-25,25-14,22-25,15-8
<i>S17-18 UCA Sugar Bear Classic (Conway, Ark.)</i>				
S17	vs. Jacksonville State	W	3-0	28-26,25-23,25-18
	at Central Arkansas	L	0-3	19-25,12-25,23-25
S18	vs. Northwestern State	W	3-0	25-12,25-14,25-13
S25	➔ TULSA	L	1-3	25-19,13-25,24-26,13-25
S26	➔ TULSA	L	1-3	18-25,25-22,23-25,13-25
O1	➔ MARSHALL	W	3-1	32-34,25-13,25-21,25-20
O3	➔ at East Carolina	W	3-1	25-18,21-25,25-22,25-13
O9	➔ at SMU	L	0-3	27-29,15-25,16-25
O10	➔ at SMU	L	1-3	19-25,25-19,16-25,12-25
O15	➔ HOUSTON	W	3-2	16-25,25-22,18-25,26-24,17-15
O17	➔ RICE	L	1-3	25-23,22-25,22-25,19-25
O22	➔ at UTEP	W	3-1	25-23,25-20,17-25,25-21
O24	➔ at UCF	L	0-3	23-25,24-26,22-25
O29	➔ SOUTHERN MISS	L	2-3	21-25,25-20,25-23,20-25,8-15
O31	➔ TULANE	W	3-2	10-25,23-25,26-24,25-19,15-11
N5	➔ at Rice	W	3-2	25-18,21-25,25-12,13-25,15-12
N7	➔ at Houston	L	0-3	16-25,18-25,24-26
N12	➔ at Tulane	L	0-3	19-25,23-25,26-28
N14	➔ at Southern Miss	L	1-3	11-25,25-23,26-28,20-25
N19	➔ UCF	L	1-3	13-25,26-24,18-25,17-25
N21	➔ UTEP	W	3-0	25-19,25-19,25-20
N24	➔ at UAB	L	0-3	16-25,14-25,19-25
N27	➔ UAB	L	1-3	21-25,13-25,25-20,20-25

Home matches in CAPS. ➔ C-USA matches.

FOLLOW THE TIGERS ONLINE

OFFICIAL WEB SITE

GoTigersGo.com

FACEBOOK

www.facebook.com/memphistigers

TWITTER

<http://twitter.com/tigersathletics>
<http://twitter.com/MemphisVolley>
<http://twitter.com/tigermedia>

BLOG

memphisvolleyball.blogspot.com

YOUTUBE

<http://www.youtube.com/SIDmemphis>

TOP RETURNING TIGERS

OFFENSE



ALTRESE HAWKINS

OH, 5-10, RS Junior

[2010 Stats](#)

483 kills
 3.96 kills per set
 .305 hitting percentage
 4.30 points per set

OFFENSE



MARIJA JOVANOVIC

RS, 6-2, Junior

[2010 Stats](#)

386 kills
 3.24 kills per set
 .202 hitting percentage
 3.80 points per set

SETTER



HAINALKA MOLNAR

S, 5-9, Junior

[2010 Stats](#)

1105 assists
 9.44 assists per set
 2.05 digs per set





**RICE
QUICK FACTS**

Location:
Houston, Texas

Founded:
1891

Enrollment:
5,760

Nickname:
Owls

Colors:
Blue and Gray

Arena:
Tudor Fieldhouse (5,750)

President:
David W. Leebron

FAR:
TBA

Athletics Director:
Rick Greenspan

SWA:
Leslie Claybrook

TEAM FACTS

Head Coach:
Genny Volpe
(Texas A&M '95)

Record at Rice:
129-86 (seven seasons)

Career Record:
129-86 (seven seasons)

Assistant Coaches:
Melissa Ferris
Russell Brock

2010 Record:
16-16, 11-9 C-USA

Starters Returning/Lost: 4/2+libero

Letterwinners Returning/Lost: 10/4

Newcomers: 5

**ATHLETIC
COMMUNICATIONS**

Volleyball SID:
Jay Jameson

E-mail:
jj7473@rice.edu

Office Phone:
713/348-8874

Cell Phone: 614/354-9422

FAX: 713/348-6019

Press Row: 713/348-3929

Ticket Office: 713/522-OWLS

GENNY VOLPE



THE VOLPE FILE

Year	Record	School
2004	25-5 (.833)	Rice
2005	17-12 (.586)	Rice
2006	12-19 (.387)	Rice
2007	13-17 (.433)	Rice
2008	23-8 (.742)	Rice
2009	23-9 (.714)	Rice
2010	16-16 (.500)	Rice
Totals	129-86 (.600)	7 seasons

2011 SCHEDULE

AUGUST

Aug. 26-28 RICE INVITATIONAL I

Fri. 26 DELAWARE 7 p.m.

Sun. 28 STANFORD 1 p.m.

SEPTEMBER

Sept. 2-3 RICE INVITATIONAL II

Fri. 2 HOUSTON BAPTIST 11 a.m.

UTSA 7 p.m.

Sat. 3 GEORGIA TECH 7 p.m.

Sept. 8-10 University of Hawai'i Tournament (Honolulu, Hawai'i)

Thur. 8 at Hawai'i 7 p.m. (HT)

Fri. 9 vs. Cincinnati 5 p.m. (HT)

Sat. 10 vs. Pacific 3 p.m. (HT)

Sept. 16-17 SFA Tournament (Nacogdoches, Texas)

Fri. 16 vs. North Dakota 3 p.m.

Sat. 17 vs. Sam Houston 10 a.m.

at Stephen F. Austin 7 p.m.

Tues. 20 ✈ HOUSTON 7 p.m.

Fri. 23 ✈ TULANE 7 p.m.

Sun. 25 ✈ SOUTHERN MISS 2 p.m.

Fri. 30 ✈ at SMU 7 p.m.

OCTOBER

Sun. 2 ✈ at TULSA 1 p.m.

Sat. 8 ✈ at MARSHALL 11 a.m.

Sun. 9 ✈ at MARSHALL 11 a.m.

Fri. 14 ✈ UCF 7 p.m.

Sun. 16 ✈ UTEP 2 p.m.

Fri. 21 ✈ MEMPHIS 7 p.m.

Sun. 23 ✈ at UAB 1 p.m.

Fri. 28 ✈ at UTEP 8 p.m.

Sun. 30 ✈ at UCF 12 p.m.

NOVEMBER

Sat. 5 ✈ EAST CAROLINA 2 p.m.

Sun. 6 ✈ EAST CAROLINA 2 p.m.

Fri. 11 ✈ TULSA 7 p.m.

Sun. 13 ✈ SMU 2 p.m.

Fri. 18 ✈ at Southern Miss 7 p.m.

Sun. 20 ✈ at Tulane 1 p.m.

Wed. 23 ✈ at Houston 7 p.m.

Home matches in CAPS. ✈ C-USA matches. All Times Central.

2011 ROSTER

No.	Name	Pos.	Ht.	Cl.	Hometown/Previous School
1	Jordan Meredith	OH	6-0	Sr.	Honolulu, Hawai'i/Kamehameha HS/Boston College
3	Nancy Cole	MB	6-3	Jr.	Pasadena, Texas/Pasadena Memorial HS
4	Megan Murphy	S	5-10	So.	Plano, Texas/Plano West HS
6	Dana Edwards	S	5-5	Fr.	Upland, Calif./Vivian Webb HS
7	Megan White	L/DS	5-10	Sr.	Coto de Caza, Calif./Santa Margarita HS
9	Jillian Humphrey	MB	6-2	Fr.	Shoreacres, Texas/La Port HS
10	Lizzy Bache	MB/OH	6-1	Fr.	Montgomery, Texas/Montgomery HS
11	Lindsay Daniel	OH	5-11	So.	Houston, Texas/Stratford HS
12	Laurie McNamara	OH	6-1	Jr.	Coppell, Texas/Coppell HS/Villanova
14	Megan Shepard	MB/OH	6-1	So.	Dripping Springs, Texas/Dripping Springs HS
15	Mariah Riddlesprigger	OH	5-10	So.	Fresno, Calif./Bullard HS
17	Noelle Whitlock	OH	5-11	Fr.	Riverside, Calif./La Sierra HS
18	Daniela Arenas	L/DS	5-8	Fr.	Cypress, Texas/Cypress Woods HS
23	Tyler Jenkins	OH	5-10	So.	Deer Park, Texas/Deer Park HS



2010 STATISTICS

#	Name	SP	K	K/G	E	TA	PCT.	A	PCT.	SA	SE	PCT.	RE	DIG	D/G	BS	BA	Total	B/G	BE	BHE	PTS
5	McCord, Ashleigh	69	283	4.10	90	671	.288	10	0.14	4	14	0.06	14	142	2.06	5	21	26	0.38	1	2	302.5
3	COLE, Nancy	121	373	3.08	104	838	.321	0	0.00	0	1	0.00	0	24	0.20	20	86	106	0.88	11	1	436.0
15	RIDDLESPIGGER, M.	86	193	2.24	108	577	.147	5	0.06	4	14	0.05	14	127	1.48	4	22	26	0.30	3	1	212.0
1	MEREDITH, Jordan	120	259	2.16	96	744	.219	30	0.25	8	28	0.07	35	254	2.12	2	27	29	0.24	7	3	282.5
12	McNAMARA, Laurie	104	183	1.76	72	572	.194	3	0.03	1	0	0.01	0	53	0.51	4	68	72	0.69	7	3	222.0
14	SHEPARD, Megan	101	147	1.46	101	440	.105	8	0.08	19	33	0.19	0	69	0.68	7	81	88	0.87	4	5	213.5
2	GILL, Caroline	22	26	1.18	11	86	.174	1	0.05	1	5	0.05	0	6	0.27	2	18	20	0.91	3	0	38.0
10	BREWCZYK, Justyna	23	26	1.13	18	95	.084	3	0.13	0	2	0.00	2	8	0.35	0	5	5	0.22	0	1	28.5
23	JENKINS, Tyler	24	23	0.96	13	91	.110	2	0.08	0	0	0.00	0	11	0.46	1	6	7	0.29	0	0	27.0
25	SCHAMUN, Meredith	115	82	0.71	38	270	.163	1202	10.45	15	30	0.13	0	245	2.13	0	41	41	0.36	11	21	117.5
4	MURPHY, Megan	58	14	0.24	3	30	.367	117	2.02	8	14	0.14	1	66	1.14	0	4	4	0.07	1	4	24.0
7	WHITE, Megan	121	13	0.11	21	94	-.085	34	0.28	14	40	0.12	23	287	2.37	0	0	0	0.00	0	0	27.0
18	LAM, Tracey	121	4	0.03	2	21	.095	102	0.84	31	41	0.26	29	698	5.77	1	0	1	0.01	0	0	36.0
11	DANIEL, Lindsay	6	0	0.00	0	1	.000	0	0.00	0	0	0.00	0	0	0.00	0	3	3	0.50	0	0	1.5
TEAM													15									
RICE		121	1626	13.44	677	4530	.209	1517	12.54	105	223	0.87	133	1990	16.45	46	382	237.0	1.96	48	41	1968.0
Opponents		121	1513	12.50	698	4509	.181	1406	11.62	133	214	1.10	105	1904	15.74	76	386	269.0	2.22	80	34	1915.0

Returns in **Bold**.

2010 RESULTS

16-16 overall, 11-9 C-USA [Home: 9-7 Away: 6-6 Neutral: 1-3]

DATE	OPPONENT	W/L	SCORE	SET-BY-SET SCORES
<i>A27-28 RICE INVITATIONAL I</i>				
A27	TEXAS TECH	W	3-0	25-23,25-16,25-23
A28	UTSA	W	3-2	14-25,25-21,22-25,25-23,15-10
	MISSISSIPPI	L	0-3	19-25,20-25,21-25
<i>S3-4 Pepperdine Asics Classic (Malibu, Calif.)</i>				
S3	at Pepperdine	L	0-3	20-25,22-25,15-25
S4	vs. Missouri	L	0-3	18-25,21-25,25-27
	vs. Eastern Washington	W	3-0	25-20,25-14,25-22
<i>S10-11 LSU Tiger Classic (Baton Rouge, La.)</i>				
S10	vs. New Mexico State	L	0-3	19-25,22-25,23-25
S11	at #21 LSU	L	1-3	12-25,21-25,25-13,23-25
	vs. North Carolina	L	1-3	25-23,19-25,23-25,16-25
<i>S17-18 RICE INVITATIONAL II</i>				
S17	ARKANSAS STATE	L	2-3	23-25,23-25,25-16,25-14,12-15
	SAMFORD	W	3-1	25-12,23-25,26-24,27-25
S18	STEPHEN F. AUSTIN	W	3-0	25-13,25-10,25-14
S21	➔ at Houston	W	3-0	25-23,25-20,25-21
S24	➔ at Southern Miss	W	3-1	25-23,25-20,20-25,25-22
S25	➔ at Southern Miss	L	1-3	25-17,23-25,17-25,24-26
O1	➔ UTEP	W	3-1	25-20,22-25,25-18,25-19
O3	➔ at UCF	W	3-1	25-11,25-20,23-25,26-24
O8	➔ TULANE	W	3-0	25-20,25-19,25-22
O9	➔ TULANE	W	3-0	25-20,25-20,25-22
O15	➔ at UAB	L	2-3	18-25,26-24,26-24,19-25,13-15
O17	➔ at Memphis	W	3-1	23-25,25-22,25-22,25-19
O22	➔ SMU	L	1-3	23-25,25-19,21-25,16-25
O24	➔ TULSA	L	0-3	15-25,29-31,28-30
O29	➔ at East Carolina	W	3-1	25-19,25-19,24-26,25-16
O31	➔ at Marshall	W	3-0	25-16,25-17,25-18
N5	➔ MEMPHIS	L	2-3	18-25,25-21,12-25,25-13,12-15
N6	➔ UAB	L	2-3	19-25,25-21,28-26,22-25,11-15
N12	➔ MARSHALL	L	0-3	21-25,23-25,21-25
N13	➔ EAST CAROLINA	W	3-1	25-21,25-9,22-25,25-9
N19	➔ at #24 Tulsa	L	0-3	8-25,18-25,23-25
N20	➔ at SMU	L	2-3	25-21,17-25,25-21,20-25,18-20
N27	➔ HOUSTON	W	3-2	18-25,23-25,25-21,25-19,16-14

Home matches in CAPS. ➔ C-USA matches.

FOLLOW THE OWLS ONLINE

OFFICIAL WEB SITE

RiceOwls.com

FACEBOOK


www.facebook.com/riceathletics

TWITTER

<http://twitter.com/RiceOwlsdotcom>

TOP RETURNING OWLS

OFFENSE



NANCY COLE
MB, 6-3, Junior

2010 Stats
373 kills
3.08 kills per set
106 blocks
3.60 points per set

OFFENSE



LAURIE MCNAMARA
OH, 6-1, Junior

2010 Stats
183 kills
1.76 kills per set
0.69 blocks per set
2.13 points per set

DEFENSE



JORDAN MEREDITH
OH, 6-0, Senior

2010 Stats
259 kills
2.16 kills per set
366 digs
3.24 digs per set





SMU QUICK FACTS

Location:
Dallas, Texas

Founded:
1911

Enrollment:
10,981

Nickname:
Mustangs

Colors:
Red and Blue

Arena:
Moody Coliseum (8,998)

President:
Dr. R. Gerald Turner

FAR:
Dr. C. Paul Rogers III

Athletics Director:
Steve Orsini

SWA:
Monique Holland

TEAM FACTS

Head Coach:
Lisa Seifert (Winona State '83)

Record at SMU:
237-222 (15 seasons)

Career Record:
237-222 (15 seasons)

Associate Coach:
Cristine Dixon

Assistant Coach:
Sean Kiracofe

2010 Record:
25-6, 17-3 C-USA

Starters Returning/Lost: : 4+libero/2

Letterwinners Returning/Lost: 9/6

Newcomers: 5

ATHLETIC COMMUNICATIONS

Volleyball SID:
Travis Chamblee

E-mail:
tchamblee@mail.smu.edu

Office:
214/768-3735

Cell: 214/931-1714

FAX: 214/768-2044

Press Row: NA

Ticket Office: 214/SMU-GAME

LISA SEIFERT



THE SEIFERT FILE

Year	Record	School
1996	7-24 (.226)	SMU
1997	15-19 (.441)	SMU
1998	14-17 (.452)	SMU
1999	20-13 (.606)	SMU
2000	14-17 (.452)	SMU
2001	14-13 (.519)	SMU
2002	12-17 (.414)	SMU
2003	23-7 (.767)	SMU
2004	14-14 (.500)	SMU
2005	13-16 (.448)	SMU
2006	17-15 (.531)	SMU
2007	16-15 (.516)	SMU
2008	14-17 (.452)	SMU
2008	14-17 (.452)	SMU
2009	19-12 (.613)	SMU
2010	25-6 (.806)	SMU
Totals	237-222 (.519)	15 seasons

2011 SCHEDULE

AUGUST

Aug. 26-27 Oklahoma Invite (Norman, Okla.)

Fri. 26 at Oklahoma 7 p.m.

Sat. 27 vs. Missouri State 10 a.m.

vs. Oral Roberts 5 p.m.

SEPTEMBER

Sept. 2-3 SMU DOUBLETREE INVITATIONAL

Fri. 2 TCU 7 p.m.

Sat. 3 LAMAR 12:30 p.m.

ALABAMA 7 p.m.

Sept. 9-10 Long Beach Invitational (Long Beach, Calif.)

Fri. 9 vs. Oregon State 1 p.m.

vs. Long Beach State 9 p.m.

Sat. 10 vs. Utah State 7 p.m.

Sept. 16-17 Texas Invitational (Austin, Texas)

Fri. 16 vs. UTSA 3:30 p.m.

Sat. 17 at Texas 11 a.m.

vs. Santa Clara 4:30 p.m.

Fri. 23 at UCF 7 p.m.

Sun. 25 at UTEP 12 p.m.

Fri. 30 at RICE 7 p.m.

OCTOBER

Sun. 2 at HOUSTON 1 p.m.

Wed. 5 at Tulsa 7 p.m.

Sat. 8 TULANE (Dig Pink) 2 p.m.

Sun. 9 TULANE 2 p.m.

Fri. 14 at Memphis 7 p.m.

Sun. 16 at UAB 12 p.m.

Fri. 21 EAST CAROLINA 7 p.m.

Sun. 23 at Marshall 1 p.m.

Fri. 28 UAB 7 p.m.

Sun. 30 MEMPHIS 1 p.m.

NOVEMBER

Fri. 4 at Southern Miss 7 p.m.

Sat. 5 at Southern Miss 7 p.m.

Fri. 11 at Houston 7 p.m.

Sun. 13 at Rice 2 p.m.

Fri. 18 UTEP 7 p.m.

Sun. 20 UCF 1 p.m.

Sat. 26 TULSA 2 p.m.

Home matches in CAPS. ←C-USA matches. All Times Central.

2011 ROSTER

No.	Name	Pos.	Ht.	Cl.	Hometown/Previous School
1	Sidney Stewart	L	5-10	Sr.	Houston, Texas/Memorial
3	Savannah Myklebust	OH	5-11	Fr.	Sugarland, Texas/Austin
4	Kendrick Koch	S	5-9	So.	Dallas/Ursuline Academy
6	Dana Powell	OH	5-10	Sr.	Tulsa, Okla./Cascia Hall Prep
7	Jessica Oliver	OH	6-1	Sr.	Plano, Texas/Prestonwood Christian
8	Caroline Young	OH	5-11	Fr.	Brenham, Texas/Brenham
9	Julianne Scheidler	L	5-6	Fr.	Carlsbad, Calif./La Costa Canyon
10	Susan Lewis	L	5-8	Jr.	San Antonio, Texas/Ronald Reagan
11	Meghan Janette	DS	5-6	So.	Plano, Texas/Plano East
12	Kelli Becerra	S	5-8	Sr.	Austin, Texas/McNeil
13	Carla Armstrong	OH	5-10	Fr.	Houston, Texas/Cypress Woods
14	Julia Westerbur	MB	6-1	Fr.	College Station, Texas/A&M Consolidated
15	Courtney Manning	MB	6-0	Jr.	Mesquite, Texas/Mesquite
24	Caroline Daly	MB	6-0	So.	Rancho Palos Verde, Calif./Palos Vedre



2010 STATISTICS

#	Name	SP	K	K/G	E	TA	PCT.	A	PCT.	SA	SE	PCT.	RE	DIG	D/G	BS	BA	Total	B/G	BE	BHE	PTS
6	POWELL, Dana	124	416	3.35	173	1249	.195	18	0.15	10	18	0.08	31	445	3.59	9	66	75	0.60	3	1	468.0
5	WILKERSON, Kathryn	124	378	3.05	117	1192	.219	21	0.17	23	39	0.19	16	452	3.65	4	52	56	0.45	5	1	431.0
7	OLIVER, Jessica	124	324	2.61	101	956	.233	4	0.03	3	7	0.02	1	47	0.38	5	111	116	0.94	6	0	387.5
15	MANNING, Courtney	121	263	2.17	98	610	.270	6	0.05	0	0	0.00	2	29	0.24	16	146	162	1.34	4	3	352.0
8	ADAIR, Caitlin	124	178	1.44	51	489	.260	6	0.05	1	1	0.01	0	20	0.16	8	117	125	1.01	9	1	245.5
3	BEGIN, Annie	3	2	0.67	0	2	1.000	0	0.00	0	0	0.00	0	4	1.33	0	0	0	0.00	0	0	2.0
12	BECERRA, Kelli	124	45	0.36	24	143	.147	1325	10.69	25	25	0.20	0	328	2.65	1	46	47	0.38	5	12	94.0
24	DALY, Caroline	12	4	0.33	3	11	.091	0	0.00	0	0	0.00	0	3	0.25	0	8	8	0.67	1	0	8.0
22	WALLANDER, Becky	4	1	0.25	0	3	.333	0	0.00	0	0	0.00	0	1	0.25	0	0	0	0.00	0	0	1.0
4	KOCH, Kendrick	4	1	0.25	0	2	.500	6	1.50	0	0	0.00	0	4	1.00	0	1	1	0.25	0	0	1.5
1	STEWART, Sidney	124	5	0.04	6	48	-.021	76	0.61	9	42	0.07	20	578	4.66	0	0	0	0.00	0	1	14.0
37	VOSS, Bethany	5	0	0.00	0	0	.000	0	0.00	1	0	0.20	1	11	2.20	0	0	0	0.00	0	0	1.0
11	JANETTE, Meghan	72	0	0.00	1	2	-.500	8	0.11	9	15	0.12	4	62	0.86	0	0	0	0.00	0	0	9.0
10	LEWIS, Susan	92	0	0.00	0	3	.000	13	0.14	7	6	0.08	12	168	1.83	0	0	0	0.00	0	0	7.0
2	NEASON, Sandra	79	0	0.00	0	1	.000	2	0.03	12	19	0.15	0	36	0.46	0	0	0	0.00	0	0	12.0
	SMU	124	1617	13.04	574	4711	.221	1485	11.98	100	172	0.81	106	2188	17.65	43	547	316.5	2.55	33	19	2033.5
	Opponents	124	1650	13.31	787	5012	.172	1577	12.72	106	217	0.85	100	2273	18.33	57	317	215.5	1.74	43	35	1971.5

Returns in **Bold**.

2010 RESULTS

25-6 overall, 17-3 C-USA [Home: 11-2 Away: 10-4 Neutral: 4-0]

DATE OPPONENT W/L SCORE SET-BY-SET SCORES

<i>A27-28 Baylor Invitational (Waco, Texas)</i>				
A27	vs. Butler	W	3-1	25-16,18-25,25-18,25-10
A28	at Baylor	W	3-2	15-25,25-23,23-25,25-22,15-6
	vs. Stephen F. Austin	W	3-0	25-21,25-19,25-20
<i>S3-4 SMU DOUBLETREE INVITATIONAL</i>				
S3	TEXAS TECH	W	3-0	25-15,25-20,25-17
	TEXAS STATE	W	3-1	25-23,25-23,18-25,25-20
S4	UC DAVIS	L	1-3	14-25,26-24,21-25,22-25
<i>S10-11 New Mexico Invitational (Albuquerque, N.M.)</i>				
S10	vs. SANTA BARBARA	W	3-1	25-20,25-21,20-25,25-20
	at New Mexico	L	1-3	25-23,11-25,20-25,17-25
S11	vs. Sacramento State	W	3-1	23-25,25-20,25-22,25-23
S14	at Wichita State	L	0-3	15-25,18-25,19-25
S21	at TCU	W	3-1	18-25,25-23,25-17,25-22
S24	➔ at UAB	W	3-0	25-15,25-17,25-20
S25	➔ at UAB	W	3-0	25-18,25-16,25-14
O1	➔ at Tulane	W	3-2	22-25,25-19,22-25,25-18,15-8
O3	➔ SOUTHERN MISS	W	3-2	27-25,23-25,21-25,25-22,15-10
O6	➔ TULSA	L	2-3	27-25,24-26,15-25,25-23,9-15
O9	➔ MEMPHIS	W	3-0	29-27,25-15,25-16
O10	➔ MEMPHIS	W	3-1	25-19,19-25,25-16,25-12
O15	➔ at East Carolina	W	3-0	25-18,25-16,25-11
O17	➔ at Marshall	W	3-2	25-23,25-15,24-26,23-25,15-11
O23	➔ at Houston	L	1-3	24-26,21-25,25-21,26-28
O22	➔ at Rice	W	3-1	25-23,19-25,25-21,25-16
O29	➔ UCF	W	3-2	25-21,19-25,20-25,25-21,15-10
O31	➔ UTEP	W	3-0	25-22,25-15,25-23
N5	➔ MARSHALL	W	3-1	19-25,25-22,27-25,25-21
N7	➔ EAST CAROLINA	W	3-0	25-16,25-21,25-16
N12	➔ at UTEP	W	3-2	22-25,23-25,25-20,25-21,15-12
N14	➔ at UCF	W	3-1	25-16,29-31,25-21,25-14
N19	➔ HOUSTON	W	3-2	25-19,21-25,22-25,25-8,15-8
N20	➔ RICE	W	3-2	21-25,25-17,21-25,25-20,20-18
N27	➔ at #23 Tulsa	L	1-3	14-25,19-25,25-20,14-25

Home matches in CAPS. ➔ C-USA matches.

FOLLOW THE MUSTANGS ONLINE

OFFICIAL WEB SITE

SMUMustangs.com

FACEBOOK

SMU Mustangs

TWITTER

@SMUMustangs

@SMUVolleyball

YOUTUBE

<http://www.youtube.com/user/SMUMustangsAthletics>

TOP RETURNING MUSTANGS

OFFENSE



DANA POWELL
OH, 6-1, Senior

2010 Stats
216 kills
3.35 kills per set
3.59 digs per set
3.77 points per set

DEFENSE



SIDNEY STEWART
L, 5-10, Senior

2010 Stats
578 digs
4.66 digs per set

SETTER



KELLI BECERRA
S, 5-8, Senior

2010 Stats
1325 assists
10.69 assists per set
2.65 digs per set





SOUTHERN MISS

QUICK FACTS

Location:
Hattiesburg, Miss.

Founded:
1910

Enrollment:
16,000

Nickname:
Golden Eagles

Colors:
Black and Gold

Arena:
Reed Green Coliseum (8,095)

President:
Dr. Martha D. Saunders

FAR:
Dr. Dennis Phillips

Athletics Director:
Richard Giannini

SWA:
Sonya Varnell

TEAM FACTS

Head Coach:
Abbey Sutherland (St. Norbert College '04)

Record at Southern Miss:
19-12 (one season)

Career Record:
19-12 (one season)

Assistant Coach:
Amanda Berkley
Lindsay Allman

2010 Record:
19-12, 12-8 C-USA

Starters Returning/Lost: 6+libero/0

Letterwinners Returning/Lost: 9/2

Newcomers: 5

ATHLETIC COMMUNICATIONS

Volleyball SID:
Shirley Hill

E-mail:
shirley.jones-hill@usm.edu

Office Phone:
601/266-4506

Cell Phone:
601/520-3708

FAX: 601/266-4507

Press Row: 601/266-5428

Ticket Office: 601/266-5418

ABBEY SUTHERLAND



THE SUTHERLAND FILE

Year	Record	School
2010	19-12 (.613)	Southern Miss
Totals	19-12 (.613)	1 season

2011 SCHEDULE

AUGUST

Aug. 26-27 SOUTHERN MISS INVITATIONAL

Fri. 26 UT CHATTANOOGA 7 p.m.

Sat. 27 NORTHWESTERN STATE 12 p.m.

JACKSON STATE 7 p.m.

SEPTEMBER

Sept. 2-3 Iowa State Tournament (Ames, Iowa)

Fri. 2 at Iowa State 12 p.m.

vs. Iowa 4:30 p.m.

Sat. 3 vs. Arizona State 11 a.m.

Sept. 9-10 Marquette/Milwaukee Invitational (Milwaukee, Wis.)

Fri. 9 at Marquette 1 p.m.

at Milwaukee 7 p.m.

Sat. 10 vs. Akron (at Milwaukee) 1 p.m.

Sept. 16-17 Houston Baptist Invitational (Houston, Texas)

Fri. 16 at Houston Baptist 11 a.m.

vs. Southeastern Louisiana 7 p.m.

Sat. 17 vs. Louisiana Tech 11 a.m.

Fri. 23 ✈ at Houston 7 p.m.

Sun. 25 ✈ at Rice 1 p.m.

Fri. 30 ✈ MEMPHIS 7 p.m.

OCTOBER

Sun. 2 ✈ UAB 1 p.m.

Sat. 8 ✈ at Tulsa 1 p.m.

Sun. 9 ✈ at Tulsa 1 p.m.

Fri. 14 ✈ EAST CAROLINA 7 p.m.

Sun. 16 ✈ MARSHALL 12 p.m.

Wed. 19 ✈ at Tulane 7 p.m.

Fri. 21 ✈ at UTEP 8 p.m.

Sun. 23 ✈ UCF 1 p.m.

Fri. 28 ✈ at Marshall 6 p.m.

Sun. 30 ✈ at ECU 12 p.m.

NOVEMBER

Fri. 4 ✈ SMU 7 p.m.

Sat. 5 ✈ SMU 7 p.m.

Fri. 11 ✈ at UAB 7 p.m.

Sat. 12 ✈ at Memphis 7 p.m.

Fri. 18 ✈ RICE 7 p.m.

Sun. 20 ✈ HOUSTON 1 p.m.

Tue. 22 ✈ TULANE 7 p.m.

Home matches in CAPS. ✈ C-USA matches. All Times Central.

2011 ROSTER

No.	Name	Pos.	Ht.	Cl.	Hometown/Previous School
1	Emily Sears	OH	5-11	Fr.	Ashburn, Va./Broad Run HS
2	Amelia Hendrickson	MB	6-0	Sr.	Belle Chasse, La./Archbishop Blenk HS
4	Sarah Jane Bowden	MB	6-1	Sr.	Sioux City, Iowa/North HS
6	Kristen Fleming	S	5-9	Fr.	Columbus, Ga./Columbus HS
8	Halie Ecker	OH	5-10	Jr.	Moline, Ill./Moline HS
9	Shelby Schacher	OH	5-10	So.	Lone Tree, Colo./Arapahoe HS
14	Lauren Sears	MB	6-2	Sr.	Ashburn, Va./Broad Run HS
17	Kelsea Seymour	S	5-9	Sr.	Long Beach, Calif./Millikan HS
21	Lisa Knecht	L/DS	5-5	Sr.	Metairie, La./Archbishop Chapelle HS
22	Katie Steelman	OH	5-11	Fr.	Panama City Beach, Fla./J. R. Arnold HS
23	Elizabeth Rinaudo	UTL	5-8	So.	Mandeville, La./Mandeville HS
28	Ashley Mell	OH	6-3	RS Sr.	Yorba Linda, Calif./El Dorado HS
33	Jasmine Crowell	OH/MB	6-0	Fr.	Gulf Breeze, Fla./Gulf Breeze HS
35	Alex Pfefferle	L	5-5	Fr.	New Orleans, La./Mount Carmel HS

2010 STATISTICS

#	Name	SP	K	K/G	E	TA	PCT.	A	PCT.	SA	SE	PCT.	RE	DIG	D/G	BS	BA	Total	B/G	BE	BHE	PTS
28	MELL, Ashley	116	512	4.41	203	1356	.228	28	0.24	19	20	0.16	18	347	2.99	28	50	78	0.67	9	2	584.0
8	ECKER, Halie	99	298	3.01	162	877	.155	22	0.22	22	37	0.22	18	260	2.63	5	19	24	0.24	3	0	334.5
14	SEARS, Lauren	116	261	2.25	74	640	.292	9	0.08	26	35	0.22	0	54	0.47	11	68	79	0.68	6	4	332.0
4	BOWDEN, Sarah Jane	80	121	1.51	35	315	.273	2	0.03	0	0	0.00	0	19	0.24	9	62	71	0.89	4	2	161.0
2	HENDRICKSON, Amelia	111	162	1.46	70	527	.175	5	0.05	5	8	0.05	3	64	0.58	4	46	50	0.45	4	0	194.0
9	SCHACHER, Shelby	49	67	1.37	37	233	.129	9	0.18	4	3	0.08	5	55	1.12	0	6	6	0.12	1	1	74.0
17	SEYMOUR, Kelsea	116	125	1.08	26	307	.322	1272	10.97	17	12	0.15	0	286	2.47	9	37	46	0.40	1	7	169.5
1	BROOM, Lauren	42	41	0.98	14	118	.229	6	0.14	0	0	0.00	0	18	0.43	1	9	10	0.24	1	0	46.5
23	RINAUDO, Elizabeth	115	4	0.03	1	10	.300	41	0.36	7	14	0.06	12	238	2.07	0	0	0	0.00	0	1	11.0
21	KNECHT, Lisa	116	2	0.02	2	5	.000	100	0.86	17	24	0.15	18	561	4.84	0	0	0	0.00	0	0	19.0
3	WHALEN, Bridget	15	0	0.00	0	0	.000	0	0.00	0	0	0.00	0	9	0.60	0	0	0	0.00	0	0	0.0
TEAM													11									
SOUTHERN MISS		116	1593	13.73	624	4388	.221	1494	12.88	117	153	1.01	85	1911	16.47	67	297	215.5	1.86	29	17	1925.5
Opponents		116	1514	13.05	606	4350	.209	1415	12.20	85	215	0.73	117	1792	15.45	60	387	253.5	2.19	53	52	1852.5

Returns in **Bold**.

2010 RESULTS

19-12 overall, 12-8 C-USA [Home: 12-2 Away: 4-8 Neutral: 3-2]

DATE	OPPONENT	W/L	SCORE	SET-BY-SET SCORES
<i>A27-28 SOUTHERN MISS INVITATIONAL</i>				
A27	SOUTH ALABAMA	W	3-0	25-12,25-15,25-15
	NICHOLLS STATE	W	3-0	25-14,25-13,25-18
A28	KENNESAW STATE	W	3-0	27-25,25-19,27-25
<i>S3-5 Middle Tennessee State Tournament (Murfreesboro, Tenn.)</i>				
S3	vs. Georgia Southern	W	3-2	25-13,22-25,19-25,25-22,15-11
S4	at Middle Tennessee	L	2-3	21-25,16-25,25-23,25-23,10-15
	vs. Miami	L	1-3	24-26,15-25,25-22,23-25
S5	vs. Auburn	L	0-3	19-25,20-25,24-26
<i>S10-11 Ole Miss Tournament (Oxford, Miss.)</i>				
S10	vs. Louisiana	W	3-1	25-9,18-25,25-19,25-17
	at Mississippi	L	2-3	25-22,23-25,21-25,25-22,15-17
S11	vs. Samford	W	3-0	25-20,25-17,25-13
S15	MISSISSIPPI STATE	W	3-0	25-18,25-16,25-18
S24	➔ RICE	L	1-3	23-25,20-25,25-20,22-25
S25	➔ RICE	W	3-1	17-25,25-23,25-17,26-24
O1	➔ TULSA	L	0-3	23-25,23-25,10-25
O3	➔ at SMU	L	2-3	25-27,25-23,25-21,22-25,10-15
O9	➔ at Houston	L	1-3	20-25,25-22,23-25,23-25
O10	➔ at Houston	L	1-3	20-25,25-18,20-25,23-25
O15	➔ UCF	W	3-2	25-19,23-25,25-16,19-25,15-12
O17	➔ UTEP	W	3-0	25-19,25-20,25-15
O22	➔ MARSHALL	W	3-2	22-25,18-25,25-20,25-19,15-11
O24	➔ EAST CAROLINA	W	3-0	25-15,25-16,25-21
O20	➔ TULANE	W	3-1	25-17,23-25,25-19,25-14
O29	➔ at Memphis	W	3-2	25-21,20-25,23-25,25-20,15-8
O31	➔ at UAB	W	3-1	29-27,25-18,22-25,25-19
N5	➔ at UTEP	W	3-0	25-14,25-15,25-23
N7	➔ at UCF	L	0-3	17-25,22-25,18-25
N12	➔ UAB	W	3-0	25-23,25-22,25-21
N14	➔ MEMPHIS	W	3-1	25-11,23-25,28-26,25-20
N19	➔ at East Carolina	W	3-0	26-24,25-21,25-16
N21	➔ at Marshall	L	0-3	23-25,22-25,17-25
N27	➔ at Tulane	L	0-3	16-25,17-25,16-25

Home matches in CAPS. ➔ C-USA matches.

FOLLOW THE GOLDEN EAGLES ONLINE

OFFICIAL WEB SITE

SouthernMiss.com

FACEBOOK

Southern Miss Athletics

TWITTER

<http://twitter.com/USMGoldenEagles>

<http://twitter.com/CoachFedora>

<http://twitter.com/somissvb>

TOP RETURNING EAGLES

OFFENSE



ASHLEY MELL
OH, 6-3, RS Senior

2010 Stats
512 kills
4.41 kills per set
2.99 digs per set
5.03 points per set

DEFENSE



LISA KNECHT
L/DS, 5-5, Senior

2010 Stats
561 digs
4.84 digs per set

SETTER



KELSEA SEYMOUR
S, 5-9, Senior

2010 Stats
1272 assists
10.97 assists per set
2.47 digs per set





TULANE QUICK FACTS

Location:
New Orleans, La.

Founded:
1834

Enrollment:
12,622

Nickname:
Green Wave

Colors:
Olive Green and Sky Blue

Arena:
Fogelman Arena (3,600)

President:
Dr. Scott Cowen

FAR:
Michael Hogg

Athletics Director:
Rick Dickson

SWA:
Maria Ochoa Woods

TEAM FACTS

Head Coach:
Sinisa Momic (Kinesiology-Zagreb '00)

Record at Tulane:
31-29 (two seasons)

Career Record:
31-29 (two seasons)

Associate Coach:
Amy Williamson

Assistant Coaches:
Kallie Noble
Justine Stremick

2010 Record:
13-19, 10-10 C-USA

Starters Returning/Lost: 4+libero/2

Letterwinners Returning/Lost: 9/3

Newcomers: 6

ATHLETIC COMMUNICATIONS

Volleyball SID:
Greg Campbell

E-mail:
gcampbe1@tulane.edu

Office Phone: 504/314-7271

Cell Phone: 504/615-8059

FAX: 504/865-5512

Press Row: 504/862-8122

Ticket Office: 504/861-WAVE

SINISA MOMIC



THE MOMIC FILE

Year	Record	School
2009	18-10 (.643)	Tulane
2010	13-19 (.406)	Tulane
Totals	31-29 (.517)	2 seasons

2011 SCHEDULE

AUGUST

Aug. 26-27 Tiger Invitational (Columbia, Mo.)

Fri. 26 vs. North Dakota State 10:30 a.m.
vs. Idaho State 2:30 p.m.

Sat. 27 at Missouri 12:30 p.m.
vs. Binghamton 4:30 p.m.

SEPTEMBER

Sept. 2-3 ALLSTATE SUGAR BOWL COLLEGIATE CLASSIC

Fri. 2 SAN DIEGO STATE 7 p.m.

Sat. 3 WILLIAM AND MARY 12 p.m.
SOUTHERN ILLINOIS 7:30 p.m.

Thur. 8 at FAU (Florida Atlantic) 5:30 p.m.

Fri. 9 at FIU (Florida International) 6:30 p.m.

Sept. 17-18 KATHY TROSCLAIR MEMORIAL TOURNAMENT

Fri. 17 BELMONT 7 p.m.

Sat. 18 LAMAR 10 a.m.
SOUTH ALABAMA 7 p.m.

Fri. 23 ✈ at Rice 7 p.m.

Sun. 25 ✈ at Houston 1 p.m.

Fri. 30 ✈ UAB 7 p.m.

OCTOBER

Sun. 2 ✈ MEMPHIS 1 p.m.

Sat. 8 ✈ at SMU 2 p.m.

Sun. 9 ✈ at SMU 2 p.m.

Fri. 14 ✈ MARSHALL 7 p.m.

Sun. 16 ✈ EAST CAROLINA 1 p.m.

Wed. 19 ✈ SOUTHERN MISS 7 p.m.

Fri. 21 ✈ at UCF 6 p.m.

Sun. 23 ✈ UTEP 1 p.m.

Fri. 28 ✈ at East Carolina 7 p.m.

Sun. 30 ✈ at Marshall 11 a.m.

NOVEMBER

Sat. 5 ✈ TULSA 1 p.m.

Sun. 6 ✈ TULSA 1 p.m.

Fri. 11 ✈ at Memphis 7 p.m.

Sun. 13 ✈ at UAB 1 p.m.

Fri. 18 ✈ HOUSTON 7 p.m.

Sun. 20 ✈ RICE 1 p.m.

Tue. 22 ✈ at Southern Miss 7 p.m.

Home matches in CAPS. ✈ C-USA matches. All Times Central.

2011 ROSTER

No.	Name	Pos.	Ht.	Cl.	Hometown/Previous School
1	Nikki Osuna	L	5-3	Sr.	Bellflower, Calif./ Los Alamitos
2	Elysa Jackson	S	5-9	RS So.	Sugar Land, Texas/Stephen F. Austin
3	Liz Karnes	MB/RS	6-3	Fr.	Houston, Texas/Memorial
4	Amber Bennett	DS	5-5	RS Fr.	West Columbia, S.C./The Hammond School
5	Lilly Wolfe	S	5-11	Jr.	Santa Rosa, Calif./Maria Carrillo
6	Grace Weaver	OH	5-11	Fr.	Belton, Texas/Belton
7	Azarri Badawi	MB	6-0	So.	Fresno, Calif./Bullard
8	Mel Mandelbaum	S	5-10	So.	Clovis, Calif./West
10	Madison Nieberlein	OH/L	5-6	RS Fr.	Dallas, Texas/Ursuline
11	Izabela Grot	RS/OH	6-2	RS Jr.	Krakow, Poland/Nowodworski
12	Anna Wruck	MB/OH	6-2	Fr.	Monmouth, Ore./Santiam Christian
13	Milica Jovic	RS	6-3	Jr.	Zrenjanin, Serbia/Zrenjaninska Gimnazija
14	Milena Dragovic	OH	6-1	So.	Belgrade, Serbia/Gymnasium Zemun
15	Olivia Utt	RS/MB	6-1	Fr.	Atlanta, Ga./Lovett
24	Chloe Tom	L	5-5	Fr.	Pasadena, Calif./Flintridge Sacred Heart
25	Cori Martone	MB/OH	6-0	So.	Baton Rouge, La./St. Joseph's



2010 STATISTICS

#	Name	SP	K	K/G	E	TA	PCT.	A	PCT.	SA	SE	PCT.	RE	DIG	D/G	BS	BA	Total	B/G	BE	BHE	PTS
11	GROT, Izabela	112	363	3.24	122	888	.271	5	0.04	8	18	0.07	2	68	0.61	6	59	65	0.58	4	1	406.5
13	JOVIC, Milica	113	316	2.80	162	923	.167	17	0.15	21	57	0.19	36	217	1.92	3	66	69	0.61	5	1	373.0
25	MARTONE, Cori	112	275	2.46	145	711	.183	29	0.26	17	35	0.15	22	210	1.88	6	78	84	0.75	8	3	337.0
12	SHEPARD, Lindsey	113	229	2.03	52	519	.341	28	0.25	7	6	0.06	3	81	0.72	10	78	88	0.78	3	3	285.0
14	DRAGOVIC, Milena	38	56	1.47	43	165	.079	1	0.03	0	2	0.00	5	13	0.34	0	11	11	0.29	4	0	61.5
7	BADAWI, Azarri	94	135	1.44	73	373	.166	22	0.23	14	29	0.15	3	63	0.67	1	45	46	0.49	6	4	172.5
8	MANDELBAUM, Mel	113	39	0.35	18	105	.200	979	8.66	24	34	0.21	0	272	2.41	2	13	15	0.13	4	20	71.5
15	GENEMARAS, Araris	111	30	0.27	29	157	.006	21	0.19	7	12	0.06	37	317	2.86	1	20	21	0.19	4	4	48.0
2	JACKSON, Elysa	26	3	0.12	0	6	.500	97	3.73	7	6	0.27	0	35	1.35	0	0	0	0.00	1	4	10.0
6	PETERSON, Megan	28	1	0.04	0	3	.333	3	0.11	0	0	0.00	7	31	1.11	0	0	0	0.00	0	0	1.0
1	OSUNA, Nikki	90	1	0.01	0	8	.125	7	0.08	11	15	0.12	16	237	2.63	0	0	0	0.00	1	1	12.0
4	BENNETT, Amber	1	0	0.00	0	0	.000	0	0.00	0	0	0.00	0	0	0.00	0	0	0	0.00	0	0	0.0
5	WOLFE, Lilly	29	0	0.00	3	3	-1.000	145	5.00	2	12	0.07	0	35	1.21	0	1	1	0.03	1	3	2.5
TEAM											19											
TULANE		113	1448	12.81	647	3861	.207	1354	11.98	118	226	1.04	150	1579	13.97	29	371	214.5	1.90	41	44	1780.5
Opponents		113	1423	12.59	557	3861	.224	1300	11.50	150	234	1.33	118	1496	13.24	52	394	249.0	2.20	90	34	1822.0

Returns in **Bold**.

2010 RESULTS

13-19 overall, 10-10 C-USA [Home: 7-6 Away: 4-9 Neutral: 2-4]

DATE OPPONENT W/L SCORE SET-BY-SET SCORES

A27-28 MCM Elegante Lobo Classic (Albuquerque, N.M.)

A27 vs. #4 Stanford L 0-3 11-25,16-25,19-25

A28 at New Mexico L 0-3 20-25,18-25,20-25

vs. Pepperdine L 0-3 19-25,16-25,17-25

S3-4 Pitt Blue and Gold Tournament (Pittsburgh, Pa.)

S3 vs. Lipscomb L 0-3 18-25,18-25,13-25

S4 vs. Purdue L 1-3 18-25,27-25,14-25,24-26

at Pitt L 0-3 23-25,24-26,21-25

S10-11 Terrapin Invitational (College Park, Md.)

S10 vs. Fairfield W 3-0 25-13,25-14,25-20

S11 vs. Penn W 3-0 25-13,26-24,25-16

at Maryland L 1-3 13-25,25-22,17-25,22-25

S17-18 ALLSTATE SUGAR BOWL COLLEGIATE CLASSIC

S17 SAM HOUSTON STATE W 3-0 26-24,25-16,29-27

#16 OREGON L 0-3 23-25,21-25,17-25

S18 Florida International L 2-3 23-25,25-21,18-25,25-11,15-17

S25 ↗ HOUSTON W 3-1 25-17,18-25,31-29,25-21

S25 ↗ HOUSTON L 0-3 22-25,23-25,23-25

O1 ↗ SMU L 2-3 25-22,19-25,25-22,18-25,8-15

O3 ↗ at Tulsa L 0-3 20-25,9-25,20-25

O8 ↗ at Rice L 0-3 20-25,19-25,22-25

O9 ↗ at Rice L 0-3 20-25,20-25,22-25

O15 ↗ UTEP W 3-0 25-18,25-21,25-21

O17 ↗ UCF L 2-3 24-26,25-21,25-14,21-25,9-15

O23 ↗ MARSHALL W 3-2 19-25,25-21,15-25,25-19,15-9

O22 ↗ EAST CAROLINA W 3-0 25-14,25-22,25-18

O20 ↗ at Southern Miss L 1-3 17-25,25-23,19-25,14-25

O29 ↗ at UAB L 0-3 19-25,22-25,14-25

O31 ↗ at Memphis L 2-3 25-10,25-23,24-26,19-25,11-15

N5 ↗ at UCF W 3-2 25-21,16-25,25-22,17-25,15-13

N7 ↗ at UTEP W 3-0 25-19,25-19,25-21

N12 ↗ MEMPHIS W 3-0 25-19,25-23,28-26

N14 ↗ UAB L 0-3 23-25,23-25,13-25

N19 ↗ at Marshall W 3-1 25-19,30-28,23-25,25-15

N21 ↗ at East Carolina W 3-0 25-18,25-20,25-20

N27 ↗ SOUTHERN MISS W 3-0 25-16,25-17,25-16

Home matches in CAPS. ↗ C-USA matches.

FOLLOW THE GREEN WAVE ONLINE

OFFICIAL WEB SITE

TulaneGreenWave.com

OnlyatTulane.com

FACEBOOK

[Tulane Athletics](http://TulaneAthletics)

TWITTER

<http://twitter.com/GreenWavenews>

<http://twitter.com/GreenWaveVB>

BLOG

<http://greenwaveblog.com>

TOP RETURNING GREEN WAVE

OFFENSE



IZABELA GROT

OH/RS, 6-2, RS Junior

2010 Stats

363 kills
3.24 kills per set
.271 hitting percentage
3.63 points per set

DEFENSE



NIKKI OSUNA

L, 5-3, Senior

2010 Stats

237 digs
2.63 digs per set

SETTER



MEL MANDELBAUM

S, 5-10, Sophomore

2010 Stats

979 assists
8.66 assists per set
2.41 digs per set





TULSA QUICK FACTS

Location:
Tulsa, Okla.
Founded:
1894
Enrollment:
4,200
Nickname:
Golden Hurricane
Colors:
Old Gold, Royal Blue and Crimson
Arena:
Donald W. Reynolds Center (8,355)
President:
Dr. Steadman Upham
FAR:
Chris Anderson
Athletics Director:
Lawrence "Bubba" Cunningham
SWA:
Crista Troester

TEAM FACTS

Head Coach:
Steven McRoberts
(Harding (Ark.) University '93)
Record at Tulsa:
0-0 (First Season)
Career Record:
397-140 (14 seasons)
Assistant Coaches:
JJ Jones
Kyle Gamble
2010 Record:
31-3, 20-0 C-USA
Starters Returning/Lost: 4+libero/2
Letterwinners Returning/Lost: 7/3
Newcomers: 2

ATHLETIC COMMUNICATIONS

Volleyball SID:
Eric Hollier
E-mail:
eric-hollier@tulsa.edu
Office Phone:
918/631-2492
Cell Phone:
225/978-4590
FAX: 918/631-3913
Ticket Office: 918/631-GoTU

STEVEN McROBERTS



THE McROBERTS FILE

Year	Record	School
1996	23-13 (.639)	Lubbock Christian
1997	30-9 (.769)	Lubbock Christian
1998	38-4 (.905)	Lubbock Christian
1999	35-13 (.729)	Lubbock Christian
2000	24-13 (.649)	Lubbock Christian
2001	32-14 (.696)	Lubbock Christian
2002	37-7 (.841)	Lubbock Christian
2003	32-9 (.780)	Lubbock Christian
2005	24-14 (.632)	Central Arkansas
2006	19-17 (.528)	Central Arkansas
2007	24-9 (.727)	Central Arkansas
2008	24-7 (.774)	Central Arkansas
2009	27-3 (.900)	Central Arkansas
2010	28-8 (.778)	Central Arkansas
2011	First Season	Tulsa
Totals	397-140 (.739)	14 seasons

2011 SCHEDULE

AUGUST

Aug. 26-27 Florida State Invitational (Tallahassee, Fla.)
Fri. 26 vs. Albany 3:30 p.m.
Sat. 27 vs. Kentucky 12:30 p.m.
at Florida State 6 p.m.

SEPTEMBER

Sept. 2-3 HURRICANE INVITATIONAL
Fri. 2 UT-ARLINGTON 12:30 p.m.
NORTH DAKOTA STATE 7 p.m.
Sat. 3 ARKANSAS-PINE BLUFF 12 p.m.
UC-DAVIS 6 p.m.
Sept. 9-10 Middle Tennessee Invitational (Murfreesboro, Tenn.)
Fri. 9 vs. Cal Poly 7:30 p.m.
Sat. 10 at Middle Tennessee State 10 a.m.
vs. Illinois 7:30 p.m.
Sept. 16-17 Tar Heel Classic (Chapel Hill, N.C.)
Fri. 16 at North Carolina 6 p.m.
Sat. 17 vs. Saint Louis 9 a.m.
vs. Miami (OH) 4:30 p.m.
Fri. 23 ✈ at UTEP 8 p.m.
Sun. 25 ✈ at UCF 12 p.m.
Fri. 30 ✈ HOUSTON 7 p.m.

OCTOBER

Sun. 2 ✈ RICE 1 p.m.
Wed. 5 ✈ SMU 7 p.m.
Sat. 8 ✈ SOUTHERN MISS 1 p.m.
Sun. 9 ✈ SOUTHERN MISS 1 p.m.
Fri. 14 ✈ at UAB 7 p.m.
Sun. 16 ✈ at Memphis 1 p.m.
Thur. 20 ✈ MARSHALL 7 p.m.
Sun. 23 ✈ at East Carolina 1 p.m.
Fri. 28 ✈ MEMPHIS 7 p.m.
Sun. 30 ✈ UAB 1 p.m.

NOVEMBER

Sat. 5 ✈ at Tulane 1 p.m.
Sun. 6 ✈ at Tulane 1 p.m.
Fri. 11 ✈ at Rice 7 p.m.
Sun. 13 ✈ at Houston 1 p.m.
Fri. 18 ✈ UCF 7 p.m.
Sun. 20 ✈ UTEP 1 p.m.
Sat. 26 ✈ at SMU 2 p.m.

Home matches in CAPS. ✈ C-USA matches. All Times Central.

2011 ROSTER

No.	Name	Pos.	Ht.	Cl.	Hometown/Previous School
1	Jessica Adams	DS/L	5-7	Jr.	Oklahoma City, Okla./Heritage Hall HS
2	Bailey Clampitt	S	5-7	Fr.	Plano, Texas/Canyon Creek Christian Academy
3	Elizabeth Kale	MB	5-8	So.	Frisco, Texas/Liberty High School
4	Kellie Culbertson	OH	5-8	So.	Long Beach, Calif./Woodrow Wilson Classical HS
5	Jordan Clampitt	S	5-5	Jr.	Plano, Texas/Canyon Creek Christian Academy
6	Miriele Gobbo	MB	5-11	So.	Curitiba, Brazil/UT at Brownsville
7	Tyler Henderson	OH	5-10	Jr.	Oklahoma City, Okla./Heritage Hall HS
8	Carly Boatwright	MB	6-1	Fr.	Parker, Colo./Ponderosa HS
9	Kelsey Hancock	OH	5-9	Sr.	Edmond, Okla./Edmond Memorial HS
10	Diana Silva	OH	5-9	Jr.	Niteroi, Brazil/Freed-Hardeman University
12	Shelbi Pitcher	DS/L	5-5	Jr.	Colorado Springs, Colo./Lewis Palmer HS
13	Caitlin Dyche	DS/S	5-3	So.	Colorado Springs, Colo./Lewis Palmer HS
15	Stephanie Heim	DS	5-7	Sr.	Rogersville, Mo./East Central College



2010 STATISTICS

#	Name	SP	K	K/G	E	TA	PCT.	A	PCT.	SA	SE	PCT.	RE	DIG	D/G	BS	BA	Total	B/G	BE	BHE	PTS	
7	HENDERSON, Tyler	114	710	6.23	198	1472	.348	3	0.03	12	32	0.11	1	139	1.22	16	44	60	0.53	9	2	760.0	
10	SILVA, Diana	114	299	2.62	115	918	.200	15	0.13	22	48	0.19	21	362	3.18	6	19	25	0.22	3	0	336.5	
2	STOUT, Hannah	114	248	2.18	54	568	.342	3	0.03	0	0	0.00	2	22	0.19	9	56	65	0.57	5	1	285.0	
9	HANCOCK, Kelsey	105	223	2.12	78	561	.258	4	0.04	0	0	0.00	6	32	0.30	1	36	37	0.35	2	0	242.0	
3	KALE, Elizabeth	114	154	1.35	34	355	.338	16	0.14	13	25	0.11	1	64	0.56	12	68	80	0.70	14	1	213.0	
4	CULBERTSON, Kellie	114	73	0.64	38	208	.168	12	0.11	23	27	0.20	9	328	2.88	0	7	7	0.06	2	1	99.5	
5	CLAMPITT, Jordan	114	18	0.16	5	61	.213	1492	13.09	24	17	0.21	3	281	2.46	0	23	23	0.20	4	12	53.5	
12	PITCHER, Shelbi	84	2	0.02	2	7	.000	6	0.07	11	28	0.13	4	138	1.64	0	0	0	0.00	0	0	13.0	
1	ADAMS, Jessica	114	2	0.02	0	6	.333	65	0.57	46	36	0.40	13	530	4.65	0	0	0	0.00	0	0	48.0	
11	WERNER, Shaylin	3	0	0.00	0	0	.000	0	0.00	0	1	0.00	0	1	0.33	0	1	1	0.33	0	0	0.5	
13	DYCHE, Caitlin	4	0	0.00	0	0	.000	0	0.00	0	0	0.00	0	1	0.25	0	0	0	0.00	0	0	0.0	
15	HEIM, Stephanie	2	0	0.00	0	0	.000	0	0.00	0	0	0.00	0	1	0.50	0	0	0	0.00	0	0	0.0	
TEAM														20									
TULSA		114	1730	15.18	527	4160	.289	1616	14.18	151	214	1.32	80	1899	16.66	44	254	171.0	1.50	39	17	2052.0	
Opponents		114	1259	11.04	599	4008	.165	1181	10.36	81	210	0.71	152	1637	14.36	24	355	201.5	1.77	52	43	1541.5	

Returns in **Bold**.

2010 RESULTS

31-3 overall, 20-0 C-USA [Home: 13-0 Away: 13-1 Neutral: 5-2]

DATE	OPPONENT	W/L	SCORE	SET-BY-SET SCORES
<i>A27-28 IPFW Invitational (Fort Wayne, Ind.)</i>				
A27	at IPFW	W	3-0	25-21,25-19,25-22
A28	vs. Milwaukee	L	2-3	25-23,21-25,25-19,26-28,13-15
	vs. Saint Louis	L	0-3	19-25,21-25,23-25
<i>S3-4 Asics Challenge (San Francisco, Calif.)</i>				
S3	vs. Washington State	W	3-0	25-12,25-16,25-15
S4	at San Francisco	W	3-0	25-23,25-11,25-20
	vs. SANTA BARBARA	W	3-0	25-17,25-22,25-21
<i>S10-11 RADISSON TULSA AIRPORT INVITATIONAL</i>				
S10	ARKANSAS STATE	W	3-0	25-16,25-17,25-14
	LAMAR	W	3-0	25-19,25-14,25-14
<i>S17-18 North Dakota State Tournament (Fargo, N.D.)</i>				
S17	vs. South Dakota	W	3-0	25-19,25-10,25-22
	at North Dakota State	W	3-1	25-18,25-20,19-25,25-16
S18	vs. North Dakota	W	3-0	25-20,25-22,25-23
S25	✦ at Memphis	W	3-1	19-25,25-13,26-24,25-13
S26	✦ at Memphis	W	3-1	25-18,22-25,25-23,25-13
O1	✦ at Southern Miss	W	3-0	25-23,25-23,25-10
O3	✦ TULANE	W	3-0	25-20,25-9,25-20
O6	✦ at SMU	W	3-2	25-27,26-24,25-15,23-25,15-9
O9	✦ UAB	W	3-0	25-20,25-14,25-22
O10	✦ UAB	W	3-0	27-25,25-21,25-20
O13	ORAL ROBERTS	W	3-0	25-17,25-21,25-21
O15	✦ at Marshall	W	3-0	25-17,25-17,25-18
O17	✦ at East Carolina	W	3-0	25-4,25-11,25-18
O22	✦ at Houston	W	3-1	23-25,25-22,25-16,25-19
O24	✦ at Rice	W	3-0	25-15,31-29,30-28
O29	✦ UTEP	W	3-0	25-20,25-19,25-12
O31	✦ UCF	W	3-0	25-9,25-16,25-16
N5	✦ EAST CAROLINA	W	3-0	25-10,25-14,25-12
N7	✦ MARSHALL	W	3-0	25-16,25-17,25-17
N12	✦ at UCF	W	3-0	25-23,25-16,25-19
N14	✦ at UTEP	W	3-0	25-12,25-15,25-12
N19	✦ RICE	W	3-0	25-8,25-18,25-23
N21	✦ HOUSTON	W	3-1	25-14,25-23,20-25,25-21
N27	✦ SMU	W	3-1	25-14,25-19,20-25,25-14
D3	§ vs. #15 LSU	W	3-0	25-20,25-15,25-18
D4	§ at Oklahoma	L	2-3	13-25,22-25,28-26,25-20,9-15

Home matches in CAPS. ✦ C-USA matches. § NCAA First & Second Rounds (Norman, Okla.)

FOLLOW THE HURRICANE ONLINE

OFFICIAL WEB SITE

TulsaHurricane.com

FACEBOOK

Tulsa Golden Hurricane

TWITTER

@TulsaHurricane

@TulsaVolleyball

TOP RETURNING HURRICANE

OFFENSE



TYLER HENDERSON

OH, 5-10, Junior

2010 Stats

710 kills
6.23 kills per set
.348 hitting percentage
6.67 points per set

DEFENSE



JESSICA ADAMS

L/DS, 5-7, Junior

2010 Stats

530 digs
4.65 digs per set

SETTER



JORDAN CLAMPITT

S, 5-5, Junior

2010 Stats

1492 assists
13.09 assists per set
2.46 digs per set





UAB QUICK FACTS

Location:
Birmingham, Ala.

Founded:
1969

Enrollment:
17,543

Nickname:
Blazers

Colors:
Forest Green and Old Gold

Arena:
Bartow Arena (8,500)

President:
Dr. Carol Garrison

FAR:
Dr. Frank Messina

Athletics Director:
Brian Mackin

SWA:
Derita Ratcliffe

TEAM FACTS

Head Coach:
Kerry Messersmith
(Chadron State '86)

Record at UAB:
108-63 (five seasons)

Career Record:
582-315 (23 seasons)

Assistant Coach:
Casey Dent

Director of VB Operations:
Hal Messersmith

2010 Record:
13-19, 10-10 C-USA

Starters Returning/Lost: 4+libero/2

Letterwinners Returning/Lost: 10/3

Newcomers: 6

ATHLETIC COMMUNICATIONS

Volleyball SID:
Ben Warnick

E-mail:
warnick@uab.edu

Office Phone:
205/934-0725

Cell Phone:
205/908-7890

FAX: 205/934-7505

Ticket Office: 205/975-UAB1

KERRY MESSERSMITH



THE MESSERSMITH FILE

Year	Record	School
1987-88	61-23 (.726)	Allen County CC
1989-90	63-25 (.716)	Fort Scott CC
1991	22-19 (.537)	Pittsburg State
1992	19-22 (.463)	Pittsburg State
1993	18-17 (.514)	Pittsburg State
1994	23-12 (.657)	Chadron State
1995	23-17 (.575)	Chadron State
1997-00	129-65 (.665)	Ariz. Western CC
2001	22-12 (.647)	Ga. Southern
2002	26-9 (.743)	Ga. Southern
2003	27-10 (.729)	Ga. Southern
2004	20-10 (.667)	Ga. Southern
2005	21-11 (.656)	Ga. Southern
2006	27-10 (.730)	UAB
2007	24-10 (.706)	UAB
2008	27-8 (.771)	UAB
2009	17-16 (.515)	UAB
2010	13-19 (.406)	UAB
Totals	582-315 (.649)	23 seasons

2011 SCHEDULE

AUGUST

Aug. 26-27 Samford Tournament (Birmingham, Ala.)

Fri. 26 vs. Akron 1 p.m.
vs. Arkansas State 5 p.m.

Sat. 27 vs. UNC Asheville 2 p.m.

SEPTEMBER

Sept. 2-3 First State Skyhawk Invitational (Martin, Tenn.)

Fri. 2 at UT Martin 1 p.m.
vs. Illinois State 5 p.m.

Sat. 3 vs. Stephen F. Austin 12 p.m.

Sept. 9-10 Owls Classic (Kennesaw, Ga.)

Fri. 9 vs. Troy 4 p.m.

Sat. 10 vs. Eastern Kentucky 11 p.m.
at Kennesaw State 6 p.m.

Sept. 16-17 Creighton Classic (Omaha, Neb.)

Fri. 16 vs. McNeese State 4 p.m.

Sat. 17 vs. Drake 10 a.m.
at Creighton 7 p.m.

Tue. 20 ✈ at Memphis 7 p.m.

Fri. 23 ✈ MARSHALL 7 p.m.

Sun. 25 ✈ EAST CAROLINA 1 p.m.

Fri. 30 ✈ at Tulane 7 p.m.

OCTOBER

Sun. 2 ✈ at Southern Miss 1 p.m.

Fri. 7 ✈ at UCF 6 p.m.

Sat. 8 ✈ at UCF 3 p.m.

Fri. 14 ✈ TULSA 7 p.m.

Sun. 16 ✈ SMU 12 p.m.

Fri. 21 ✈ at Houston 7 p.m.

Sun. 23 ✈ RICE 1 p.m.

Fri. 28 ✈ at SMU 7 p.m.

Sun. 30 ✈ at Tulsa 1 p.m.

NOVEMBER

Sat. 5 ✈ UTEP 1 p.m.

Sun. 6 ✈ UTEP 12 p.m.

Fri. 11 ✈ SOUTHERN MISS 7 p.m.

Sun. 13 ✈ TULANE 1 p.m.

Fri. 18 ✈ at East Carolina 6 p.m.

Sun. 20 ✈ at Marshall 12 p.m.

Wed. 23 ✈ MEMPHIS 7 p.m.

Home matches in CAPS. ✈ C-USA matches. All Times Central.

2011 ROSTER

No.	Name	Pos.	Ht.	Cl.	Hometown/Previous School
1	Alison Woods	S	5-9	Jr.	Franklin, Tenn./Centennial HS
2	Sam Serley	MB	6-2	Jr.	Nashville, Tenn./Independence HS
3	Becca Howard	S	5-9	So.	Tampa, Fla./Plant HS
4	Rachel Fairbanks	OH/DS	5-8	So.	Katy, Texas/Cinco Ranch HS
6	Kirsten Gallagher	OPP/MB	6-2	RS Jr.	Auburn, Ala./Auburn HS
7	Kate Morrell	MB	6-0	Jr.	Ogallala, Neb./Hutchinson [Kan.] CC
8	Thais Soares	OH	6-0	Sr.	Rio de Janeiro, Brazil/Jefferson [Mo.] College
9	Ally Slaughter	OH	5-10	So.	Pelham, Ala./Pelham HS
10	Bethany Stanford	L/DS	5-6	RS So.	Hoover, Ala./West Florida
11	Lindsay Simmons	MB/OH	6-0	Fr.	Danville, Ala./Danville HS
12	Mariah McCallum	L/DS	5-5	Fr.	Ponte Vedra, Fla./Nease HS
14	Ashley Ricks	OPP	6-3	Fr.	New Washington, Ind./Our Lady of Providence HS
20	Michele Simmons	OPP/MB	6-3	Jr.	Alabaster, Ala./Georgia
21	Kiriana Hirini	MB	6-1	RS Fr.	Tauranga, New Zealand/Long Beach State
23	Heather Thomas	L	5-7	Sr.	Madison, Ala./Bob Jones HS
33	Sam Skinner	OH/MB	5-10	Fr.	Birmingham, Ala./Oak Mountain HS



2010 STATISTICS

#	Name	SP	K	K/G	E	TA	PCT.	A	PCT.	SA	SE	PCT.	RE	DIG	D/G	BS	BA	Total	B/G	BE	BHE	PTS
11	MCDONALD, Jordan	96	282	2.94	119	935	.174	27	0.28	6	22	0.06	29	243	2.53	3	34	37	0.39	2	1	308.0
2	SERLEY, Sam	118	333	2.82	100	732	.318	9	0.08	20	35	0.17	1	57	0.48	36	92	128	1.08	9	0	435.0
9	SLAUGHTER, Ally	93	199	2.14	118	668	.121	14	0.15	11	35	0.12	21	130	1.40	2	28	30	0.32	7	2	226.0
7	MORRELL, Kate	100	201	2.01	103	707	.139	10	0.10	23	30	0.23	22	199	1.99	5	37	42	0.42	11	1	247.5
10	UZOH, Michelle	107	215	2.01	43	555	.310	5	0.05	0	0	0.00	1	44	0.41	17	92	109	1.02	11	1	278.0
20	SIMMONS, Michele	77	124	1.61	58	338	.195	16	0.21	0	2	0.00	1	15	0.19	9	41	50	0.65	6	1	153.5
6	GALLAGHER, Kirsten	49	49	1.00	13	139	.259	12	0.24	0	2	0.00	1	27	0.55	1	35	36	0.73	3	1	67.5
8	SOARES, Thais	25	21	0.84	23	100	-.020	2	0.08	3	12	0.12	10	44	1.76	0	1	1	0.04	1	0	24.5
5	BAYER, Bobbi	5	4	0.80	6	29	-.069	0	0.00	1	3	0.20	1	20	4.00	0	0	0	0.00	0	0	5.0
4	FAIRBANKS, Rachel	56	24	0.43	23	122	.008	6	0.11	5	16	0.09	11	115	2.05	0	1	1	0.02	1	0	29.5
1	WOODS, Alison	118	26	0.22	14	87	.138	901	7.64	23	36	0.19	0	265	2.25	0	21	21	0.18	1	9	59.5
14	CAVALLO, Daniela	17	1	0.06	2	3	-.333	0	0.00	0	2	0.00	0	21	1.24	0	0	0	0.00	0	0	1.0
23	THOMAS, Heather	118	4	0.03	2	35	.057	23	0.19	15	28	0.13	15	607	5.14	0	0	0	0.00	0	0	19.0
3	HOWARD, Becca	90	1	0.01	6	22	-.227	340	3.78	10	11	0.11	4	145	1.61	0	0	0	0.00	0	4	11.0
TEAM													18									
UAB		118	1484	12.58	631	4473	.191	1365	11.57	117	235	0.99	135	1932	16.37	73	382	264.0	2.24	53	20	1865.0
Opponents		118	1584	13.42	667	4552	.201	1475	12.50	136	218	1.15	117	2051	17.38	46	456	274.0	2.32	57	22	1994.0

Returns in **Bold**.

2010 RESULTS

13-19 overall, 10-10 C-USA [Home: 6-4 Away: 4-10 Neutral: 3-5]

DATE	OPPONENT	W/L	SCORE	SET-BY-SET SCORES
<i>A27-28 Georgia Tech Courtyard Marriott Classic (Atlanta, Ga.)</i>				
A27	vs. Alabama A&M	W	3-0	27-25,25-23,25-13
A28	vs. Indiana	L	0-3	19-25,13-25,22-25
	at Georgia Tech	L	0-3	19-25,13-25,14-25
<i>S3-4 Bama Bash (Tuscaloosa, Ala.)</i>				
S3	vs. Furman	L	1-3	25-20,21-25,16-25,24-26
	vs. Toledo	W	3-0	25-21,25-23,25-23
S4	at Alabama	L	1-3	15-25,25-20,22-25,22-25
<i>S10-11 Middle Tennessee Invitational (Murfreesboro, Tenn.)</i>				
S10	vs. Albany	L	1-3	23-25,18-25,25-19,21-25
S11	at Middle Tennessee	L	1-3	16-25,25-22,17-25,18-25
	vs. Arkansas	W	3-2	24-26,25-23,23-25,25-19,17-15
<i>S17-18 Nike Tournament (Fort Worth, Texas)</i>				
S17	at TCU	L	0-3	8-25,16-25,25-27
	vs. Ohio	L	0-3	23-25,19-25,25-27
S18	vs. UTSA	L	2-3	25-20,25-21,15-25,20-25,6-15
S24	➔ SMU	L	0-3	15-25,17-25,20-25
S25	➔ SMU	L	0-3	18-25,16-25,14-25
O1	➔ EAST CAROLINA	W	3-2	25-14,25-14,23-25,21-25,15-12
O3	➔ at Marshall	L	1-3	25-17,18-25,19-25,21-25
O9	➔ at Tulsa	L	0-3	20-25,14-25,22-25
O10	➔ at Tulsa	L	0-3	25-27,21-25,20-25
O15	➔ RICE	W	3-2	25-18,24-26,24-26,25-19,15-13
O17	➔ HOUSTON	L	0-3	19-25,20-25,17-25
O22	➔ at UCF	L	2-3	25-16,20-25,26-28,25-23,12-15
O24	➔ at UTEP	W	3-1	20-25,25-21,26-24,25-22
O29	➔ TULANE	W	3-0	25-19,25-22,25-14
O31	➔ SOUTHERN MISS	L	1-3	27-29,18-25,25-22,19-25
N5	➔ at Houston	L	0-3	19-25,24-26,30-32
N6	➔ at Rice	W	3-2	25-19,21-25,26-28,25-22,15-11
N12	➔ at Southern Miss	L	0-3	23-25,22-25,21-25
N14	➔ at Tulane	W	3-0	25-23,25-23,25-13
N19	➔ UTEP	W	3-1	25-12,25-11,23-25,25-21
N21	➔ UCF	W	3-1	25-18,21-25,25-23,27-25
N24	➔ MEMPHIS	W	3-0	25-16,25-14,25-19
N27	➔ at Memphis	W	3-1	25-21,25-13,20-25,25-20

Home matches in CAPS. ➔ C-USA matches.

FOLLOW THE BLAZERS ONLINE

OFFICIAL WEB SITE

UABSports.com

FACEBOOK

UAB Blazers
UAB Volleyball Alumni

TWITTER

<http://twitter.com/UABathletics>
http://twitter.com/UAB_VB

YOUTUBE

<http://www.youtube.com/user/UABathletics>

TOP RETURNING BLAZERS

OFFENSE



SAM SERLEY
MB, 6-2, Junior

2010 Stats
333 kills
2.82 kills per set
.318 hitting percentage
3.69 points per set

DEFENSE



HEATHER THOMAS
L, 5-7, Senior

2010 Stats
607 digs
5.34 digs per set

SETTER



ALISON WOODS
S, 5-9, Junior

2010 Stats
901 assists
7.64 assists per set
2.25 digs per set





UCF QUICK FACTS

Location:
Orlando, Fla.

Founded:
1963

Enrollment:
56,235

Nickname:
Knights

Colors:
Black and Gold

Arena:
The Venue at UCF (2,000)

President:
Dr. John C. Hitt

FAR:
Dr. Consuelo Stebbins

Athletics Director:
Keith R. Tribble

SWA:
Jessica Reo

TEAM FACTS

Head Coach:
Todd Dagenais
(Central Michigan '95)

Record at UCF:
43-51 (three seasons)

Career Record:
43-51 (three seasons)

Assistant Head Coach:
Michelle Chatman

Assistant Coach:
Erik Peterson

2010 Record:
16-16, 9-11 C-USA

Starters Returning/Lost: 5+libero/1

Letterwinners Returning/Lost: 8/4

Newcomers: 4

ATHLETIC COMMUNICATIONS

Volleyball SID:
Sarah Turcotte

E-mail:
sarah@athletics.ucf.edu

Office Phone: 407/823-6489

Cell Phone: 407/256-8111

FAX: 407/823-5293

Press Row: 407/823-2477

Ticket Office: 407/UCF-1000

TODD DAGENAIS



THE DAGENAIS FILE

Year	Record	School
2008	15-17 (.469)	UCF
2009	12-18 (.400)	UCF
2010	16-16 (.500)	UCF
Totals	43-51 (.457)	3 seasons

2011 SCHEDULE

AUGUST

Aug. 26-27 *COURTYARD BY MARRIOTT/UCF CLASSIC*

Fri. 26 SOUTH ALABAMA 1 p.m.
MICHIGAN STATE 8 p.m.

Sat. 27 NORTH FLORIDA 7 p.m.

SEPTEMBER

Sept. 2-3 *Florida Gulf Coast Tournament (Ft. Myers, Fla.)*

Fri. 2 vs. USC 11:30 a.m.
vs. Furman 5 p.m.

Sat. 3 at Florida Gulf Coast 1:30 p.m.

Sept. 9-11 *RESIDENCE INN / UCF INVITATIONAL*

Fri. 9 UNC GREENSBORO 12 p.m.
PITTSBURGH 8 p.m.

Sun. 11 FLORIDA ATLANTIC 1 p.m.
USF 7 p.m.

Sept. 16-17 *TOWNE PLACE SUITES / UCF CHALLENGE*

Fri. 16 ✈ UTEP 7 p.m.

Sat. 17 JACKSONVILLE/FIU 7 p.m.

Fri. 23 ✈ SMU 7 p.m.

Sun. 25 ✈ TULSA 1 p.m.

Fri. 30 ✈ at East Carolina 7 p.m.

OCTOBER

Sun. 2 ✈ at Marshall 1 p.m.

Fri. 7 ✈ UAB 7 p.m.

Sat. 8 ✈ UAB 4 p.m.

Fri. 14 ✈ at Rice 8 p.m.

Sun. 16 ✈ at Houston 2 p.m.

Fri. 21 ✈ TULANE 7 p.m.

Sun. 23 ✈ at Southern Miss 2 p.m.

Fri. 28 ✈ HOUSTON 7 p.m.

Sun. 30 ✈ RICE 1 p.m.

NOVEMBER

Thur. 3 ✈ at Memphis 8 p.m.

Fri. 4 ✈ at Memphis 8 p.m.

Fri. 11 ✈ MARSHALL 7 p.m.

Sun. 13 ✈ EAST CAROLINA 1 p.m.

Fri. 18 ✈ at Tulsa 8 p.m.

Sun. 20 ✈ at SMU 2 p.m.

Tue. 22 ✈ at UTEP 9 p.m.

Home matches in CAPS. ✈ C-USA matches. All Times Eastern.

2011 ROSTER

No.	Name	Pos.	Ht.	Cl.	Hometown/Previous School
1	Evija Vilde	OPP	6-1	Jr.	Riga, Latvia/Murjanu Sport Gymnasium
2	Kayla Keller	OH	5-11	Fr.	San Antonio, Texas/Regan HS
3	Ashley Gialenios	MB	6-0	Fr.	Johns Creek, Ga./Northview
6	Nichole Riedel	MB	6-1	So.	Denver, Colo./Rock Canyon HS
7	Kaye-Alese Green	MB	6-1	RS Fr.	Jacksonville, Fla./Episcopal HS
9	Tory McCutcheon	MB	6-2	Jr.	Milton, Ontario/E.C. Drury HS
10	Meredith Murphy	L	5-8	Jr.	Austin, Texas/Lake Travis HS
12	Dani Harrison	L	5-8	Jr.	Tallahassee, Fla./Florida State University HS
13	Marie Reiterova	S	5-9	So.	Luxembourg, Luxembourg/Lycee Aline Mayrisch
14	Angelica Crump	OH	6-3	So.	Atlanta, Ga./Chamblee HS
16	Rachel Vukson	S	6-1	Sr.	Oakville, Ontario/Tulsa
17	Delaina Sarden	MB	6-1	Fr.	Lawrenceville, Ga./Peachtree Ridge HS



2010 STATISTICS

#	Name	SP	K	K/G	E	TA	PCT.	A	PCT.	SA	SE	PCT.	RE	DIG	D/G	BS	BA	Total	B/G	BE	BHE	PTS
7	FISHER, Kristin	116	495	4.27	253	1441	.168	6	0.05	19	49	0.16	27	294	2.53	17	35	52	0.45	19	1	548.5
1	VILDE, Evija	108	246	2.28	113	709	.188	11	0.10	32	39	0.30	4	101	0.94	3	42	45	0.42	4	1	302.0
14	CRUMP, Angelica	103	229	2.22	137	710	.130	4	0.04	0	1	0.00	0	26	0.25	23	15	38	0.37	7	1	259.5
6	RIEDEL, Nichole	112	210	1.88	62	476	.311	4	0.04	3	7	0.03	1	50	0.45	11	74	85	0.76	12	1	261.0
9	McCUTCHEON, Tory	98	148	1.51	42	319	.332	7	0.07	12	24	0.12	0	37	0.38	16	60	76	0.78	5	1	206.0
4	WALLACE, Brittanie	76	86	1.13	38	325	.148	3	0.04	2	3	0.03	3	31	0.41	4	14	18	0.24	3	1	99.0
3	REX, Sara	65	61	0.94	17	152	.289	2	0.03	1	1	0.02	3	22	0.34	5	34	39	0.60	11	0	84.0
16	VUKSON, Rachel	111	50	0.45	11	128	.305	1111	10.01	19	22	0.17	0	225	2.03	3	63	66	0.59	2	21	103.5
13	REITEROVA, Marie	37	5	0.14	1	9	.444	151	4.08	3	7	0.08	1	30	0.81	0	1	1	0.03	1	3	8.5
10	MURPHY, Meredith	118	4	0.03	0	8	.500	90	0.76	16	27	0.14	20	489	4.14	0	0	0	0.00	0	0	20.0
12	HARRISON, Dani	119	2	0.02	0	5	.400	22	0.18	23	34	0.19	21	283	2.38	0	0	0	0.00	0	0	25.0
15	MENDEZ, Roxy	100	0	0.00	0	4	.000	20	0.20	3	4	0.03	6	185	1.85	0	0	0	0.00	0	1	3.0
17	GREEN, Kaye-Alese	2	0	0.00	0	0	.000	0	0.00	0	0	0.00	0	0	0.00	0	0	0	0.00	0	0	0.0
TEAM													18									
UCF		119	1536	12.91	675	4287	.201	1431	12.03	133	218	1.12	104	1773	14.90	82	338	251.0	2.11	64	31	1920.0
Opponents		119	1491	12.53	632	4161	.206	1373	11.54	104	249	0.87	133	1714	14.40	42	431	257.5	2.16	52	32	1852.5

Returns in **Bold**.

2010 RESULTS

16-16 overall, 9-11 C-USA [Home: 7-6 Away: 5-8 Neutral: 4-6]

DATE OPPONENT W/L SCORE SET-BY-SET SCORES

A27-28 Florida Gulf Coast Tournament (Ft. Myers, Fla.)

A27 vs. Houston Baptist W 3-0 26-24,25-18,25-17

at Florida Gulf Coast W 3-0 25-15,25-23,25-22

A28 vs. Bethune Cookman W 3-0 25-14,25-22,25-15

S3-4 UNCW Hilton Garden Inn Classic (Wilmington, N.C.)

S3 at UNC-Wilmington W 3-0 25-21,27-25,25-17

S4 vs. UNC Greensboro W 3-2 10-25,20-25,25-22,25-19,15-12

vs. South Carolina State W 3-0 25-13,25-17,25-18

S10-11 COURTYARD BY MARRIOTT/UCF CLASSIC

S10 FLORIDA ATLANTIC W 3-0 25-15,25-16,25-23

BAYLOR L 1-3 25-22,16-25,18-25,14-25

S11 JACKSONVILLE L 2-3 25-16,24-26,18-25,25-15,15-17

S17-18 Chattanooga Classic (Chattanooga, Tenn.)

S17 vs. James Madison L 1-3 23-25,22-25,25-17,21-25

S18 at Chattanooga L 2-3 25-8,25-23,22-25,26-28,8-15

vs. Belmont L 0-3 24-26,22-25,24-26

S23 ✈ at Marshall L 0-3 25-27,20-25,24-26

S24 ✈ at Marshall L 0-3 23-25,26-28,15-25

O1 ✈ at Houston L 1-3 21-25,12-25,25-19,18-25

O3 ✈ RICE L 1-3 11-25,20-25,25-23,24-26

O9 ✈ EAST CAROLINA W 3-0 27-25,25-21,25-13

O10 ✈ EAST CAROLINA W 3-0 25-13,25-19,25-21

O15 ✈ at Southern Miss L 2-3 19-25,25-23,16-25,25-19,12-15

O17 ✈ at Tulane W 3-2 26-24,21-25,14-25,25-21,15-9

O22 ✈ UAB W 3-2 16-25,25-20,28-26,23-25,15-12

O24 ✈ MEMPHIS W 3-0 25-23,26-24,25-22

O29 ✈ at SMU L 2-3 21-25,25-19,25-20,21-25,10-15

O31 ✈ at Tulsa L 0-3 9-25,16-25,16-25

N5 ✈ TULANE L 2-3 21-25,25-16,22-25,25-17,13-15

N7 ✈ SOUTHERN MISS W 3-0 25-17,25-22,25-18

N12 ✈ #25 TULSA L 0-3 23-25,16-25,19-25

N14 ✈ SMU L 1-3 16-25,31-29,21-25,14-25

N19 ✈ at Memphis W 3-1 25-13,24-26,25-18,25-17

N21 ✈ at UAB L 1-3 18-25,25-21,23-25,25-27

N24 ✈ at UTEP W 3-0 25-21,25-22,25-19

N27 ✈ UTEP W 3-0 25-14,25-20,25-20

Home matches in CAPS. ✈ C-USA matches.

FOLLOW THE KNIGHTS ONLINE

OFFICIAL WEB SITE

UCFAthletics.com

FACEBOOK

[UCF Athletics](https://www.facebook.com/UCF.Volleyball)

[UCF Volleyball](https://www.facebook.com/UCF.Volleyball)

TWITTER

<http://twitter.com/ucfathletics>

http://twitter.com/UCF_Volleyball

YOUTUBE

<http://www.youtube.com/user/UCFAA>

TOP RETURNING KNIGHTS

OFFENSE



EVILJA VILDE
OPP, 6-1, Junior

2010 Stats
246 kills
2.28 kills per set
2.80 points per set

DEFENSE



MEREDITH MURPHY
L, 5-8, Junior

2010 Stats
489 digs
4.14 digs per set

SETTER



RACHEL VUKSON
S, 6-1, Senior

2010 Stats
1111 assists
10.01 assists per set
2.03 digs per set





UTEP QUICK FACTS

Location:
El Paso, Texas

Founded:
1914

Enrollment:
22,000

Nickname:
Miners

Colors:
Dark Blue, Orange, Silver Accent

Arena:
Memorial Gym (3,000)

President:
Dr. Diana Natalicio

FAR:
Dr. Darla Smith

Athletics Director:
Bob Stull

SWA:
Lisa Campos

TEAM FACTS

Head Coach:
Ken Murphy
(Arizona State '92)

Record at UTEP:
47-108 (five seasons)

Career Record:
47-108 (five seasons)

Assistant Coaches:
Angela Mooney
Julie Allen

2010 Record:
12-21, 4-16 C-USA

Starters Returning/Lost: 4+libero/2

Letterwinners Returning/Lost: 9/5

Newcomers: 5

ATHLETIC COMMUNICATIONS

Volleyball SID:
Denise Mata

E-mail:
mdmata@utep.edu

Office Phone:
915/747-6653

Cell Phone:
NA915/820-2458

FAX: 915/747-5444

Press Row: 915/588-7335

Ticket Office: 915/747-6150

KEN MURPHY



THE MURPHY FILE

Year	Record	School
2006	7-25 (.219)	UTEP
2007	9-20 (.310)	UTEP
2008	8-24 (.250)	UTEP
2009	11-18 (.379)	UTEP
2010	12-21 (.364)	UTEP
Totals	47-108 (.303)	5 seasons

2011 SCHEDULE

AUGUST

Aug. 26-27 **EL PASO SPORTS COMMISSION INVITATIONAL**

Fri. 26 SOUTHERN 10 a.m.
PORTLAND STATE 7:30 p.m.

Sat. 27 NICHOLLS STATE 2 p.m.
UT ARLINGTON 7:30 p.m.

SEPTEMBER

Sept. 2-3 **Cornell Invitational (Ithaca, N.Y.)**

Fri. 2 vs. Niagara 10 a.m.
at Cornell 5 p.m.

Sat. 3 vs. American 10 a.m.
vs. Delaware State 3 p.m.

Sept. 9-10 **Lamar Tournament (Beaumont, Texas)**

Fri. 9 vs. Baylor 3 p.m.

Sat. 10 at Lamar 11:30 a.m.
vs. Mississippi State 4:30 p.m.

Tue. 13 at New Mexico State 7 p.m.

Sept. 16-17 **Towne Place Suites/UCF Challenge (Orlando, Fla.)**

Fri. 16 ← at UCF 5 p.m.

Sat. 17 vs. Florida International/ Jacksonville TBA

Fri. 23 → TULSA 7 p.m.

Sun. 25 → SMU 12 p.m.

Fri. 30 → at Marshall 5 p.m.

OCTOBER

Sun. 2 → at East Carolina 12 p.m.

Fri. 7 → MEMPHIS 7 p.m.

Sat. 8 → MEMPHIS 7 p.m.

Fri. 14 → at Houston 6 p.m.

Sun. 16 → at Rice 1 p.m.

Fri. 21 → SOUTHERN MISS 7 p.m.

Sun. 23 → at Tulane 12 p.m.

Fri. 28 → RICE 7 p.m.

Sun. 30 → HOUSTON 12 p.m.

NOVEMBER

Sat. 5 → at UAB 12 p.m.

Sun. 6 → at UAB 11 a.m.

Fri. 11 → EAST CAROLINA 7 p.m.

Sun. 13 → MARSHALL 12 p.m.

Fri. 18 → at SMU 6 p.m.

Sun. 20 → at Tulsa 12 p.m.

Tue. 22 → UCF 7 p.m.

Home matches in CAPS. ← C-USA matches. All Times Mountain.

2011 ROSTER

No.	Name	Pos.	Ht.	Cl.	Hometown/Previous School
1	Esther Warren	OH	5-10	So.	Fort Worth, Texas/Eastern Washington
2	Marie-Therese Joyce	OH	6-1	Sr.	Tacoma, Wash./Bellarmine Prep
3	Taylor Nix	OH	6-0	So.	Crawford, Texas/Crawford
5	Cassandra Burruel	MB	6-1	Jr.	Phoenix, Ariz./Sunnyslope
6	Madison Morris	MB		Fr.	Lampasas, Texas/Lampasas
7	Stephanie Figueroa	L/DS	5-6	Sr.	Sabana Seca, Puerto Rico/Iowa Western CC
8	Malia Patterson	S	5-8	So.	Honolulu, Hawaii/Punahou School
9	Talia Jones	OH	5-9	Fr.	Gold Canyon, Ariz./Desert Ridge
10	Victoria Valencia	L/DS	5-3	So.	San Elizario, Texas/San Elizario
11	Jeane Horton	MB	5-11	So.	Fresno, Calif./Edison
12	Ashley Peak	DS	5-3	Fr.	Colorado Springs, Colo./Colorado Springs Christian School
13	Bridget Logan	OH	5-11	Jr.	Kenmore, Wash./Bishop Blanchet
14	Francquee Acosta	OH		Fr.	El Paso, Texas/Americas HS
15	Jacqueline Cason	OH	6-2	So.	Vail, Ariz./Cienega
16	Rachael Scott	S	5-7	RS Fr.	Leander, Texas/Leander
17	Xitlali Herrera	MB		Fr.	Júarez, México/Colegio de Bachilleres



2010 STATISTICS

#	Name	SP	K	K/G	E	TA	PCT.	A	PCT.	SA	SE	PCT.	RE	DIG	D/G	BS	BA	Total	B/G	BE	BHE	PTS
4	TOTH, Melissa	96	319	3.32	157	932	.174	21	0.22	25	38	0.26	15	150	1.56	6	25	31	0.32	14	1	362.5
13	LOGAN, Bridget	77	185	2.40	70	514	.224	3	0.04	2	22	0.03	10	61	0.79	4	28	32	0.42	8	0	205.0
15	CASON, Jacqueline	55	120	2.18	38	268	.306	2	0.04	0	0	0.00	0	13	0.24	1	34	35	0.64	4	1	138.0
11	HORTON, Jeane	98	198	2.02	81	473	.247	6	0.06	2	11	0.02	1	45	0.46	7	95	102	1.04	12	1	254.5
5	BURRUEL, Cassandra	80	136	1.70	57	320	.247	4	0.05	0	2	0.00	0	12	0.15	6	73	79	0.99	11	1	178.5
3	NIX, Taylor	78	129	1.65	71	404	.144	1	0.01	3	17	0.04	1	36	0.46	2	51	53	0.68	10	6	159.5
14	MUELA, Kyla	56	88	1.57	32	222	.252	5	0.09	6	11	0.11	0	27	0.48	6	55	61	1.09	1	0	127.5
2	JOYCE, M.T.	56	70	1.25	42	317	.088	7	0.12	10	12	0.18	8	73	1.30	1	16	17	0.30	2	0	89.0
6	JARMOC, Patty	79	84	1.06	16	178	.382	712	9.01	13	21	0.16	3	134	1.70	5	70	75	0.95	3	17	137.0
8	PATTERSON, Malia	37	4	0.11	2	21	.095	310	8.38	1	1	0.03	0	70	1.89	1	7	8	0.22	2	7	9.5
10	VALENCIA, Victoria	71	4	0.06	0	7	.571	19	0.27	9	26	0.13	21	116	1.63	0	1	1	0.01	0	0	13.5
1	NOLASCO, Jennifer	106	5	0.05	0	15	.333	35	0.33	17	25	0.16	37	185	1.75	0	0	0	0.00	1	0	22.0
7	FIGUEROA, Stephanie	111	4	0.04	5	32	-.031	75	0.68	15	24	0.14	20	476	4.29	0	0	0	0.00	0	2	19.0
17	MULLENS, Ashley	55	0	0.00	0	5	.000	14	0.25	8	10	0.15	10	77	1.40	0	0	0	0.00	0	1	8.0
16	SCOTT, Rachael	2	0	0.00	0	1	.000	0	0.00	0	0	0.00	0	0	0.00	0	0	0	0.00	0	0	0.0
UTEP		111	1346	12.13	571	3709	.209	1214	10.94	111	220	1.00	135	1475	13.29	39	455	266.5	2.40	68	37	1723.5
Opponents		111	1500	13.51	604	3855	.232	1363	12.28	135	216	1.22	110	1521	13.70	48	322	209.0	1.88	47	30	1844.0

Returns in **Bold**.

2010 RESULTS

12-21 overall, 4-16 C-USA [Home: 2-9 Away: 5-10 Neutral: 5-2]

DATE	OPPONENT	W/L	SCORE	SET-BY-SET SCORES
<i>A27-28 RTU/NCCU Tournament (Durham, N.C.)</i>				
A27	vs. Delaware State	W	3-0	25-14,26-24,25-6
	at N.C. Central	W	3-0	25-22,25-17,25-15
	vs. Elon	L	1-3	13-25,26-24,24-26,24-26
A28	vs. Gardner-Webb	W	3-1	25-20,19-25,25-19,26-24
	at Charleston Southern	W	3-0	25-13,27-25,25-23
S3	at NEW MEXICO STATE	L	0-3	15-25,23-25,13-25
S7	NEW MEXICO STATE	L	0-3	15-25,21-25,22-25
<i>S10-11 UTSA Tournament (San Antonio, Texas)</i>				
S10	vs. Davidson	W	3-0	25-14,25-20,25-15
	at UTSA	W	3-2	25-19,21-25,23-25,25-21,15-11
S11	vs. Texas-Pan American	W	3-1	19-25,25-23,25-20,25-23
<i>S17-18 UTA Tournament (Arlington, Texas)</i>				
S17	at UT Arlington	L	0-3	19-25,18-25,22-25
S18	vs. North Texas	L	0-3	14-24,13-25,21-25
	vs. Prairie View A&M	W	3-0	25-15,25-18,25-15
S25	➔ at East Carolina	W	3-0	25-15,25-15,25-14
S26	➔ at East Carolina	W	3-0	25-18,25-15,25-19
O1	➔ at Rice	L	1-3	20-25,25-22,18-25,19-25
O3	➔ HOUSTON	L	0-3	22-25,18-25,15-25
O8	➔ MARSHALL	W	3-0	25-21,25-22,25-19
O9	➔ MARSHALL	W	3-1	25-14,17-25,25-18,25-23
O15	➔ at Tulane	L	0-3	18-25,21-25,21-25
O17	➔ at Southern Miss	L	0-3	19-25,20-25,15-25
O22	➔ MEMPHIS	L	1-3	23-25,20-25,25-17,21-25
O24	➔ UAB	L	1-3	25-20,21-25,24-26,22-25
O29	➔ at Tulsa	L	0-3	20-25,19-25,12-25
O31	➔ at SMU	L	0-3	22-25,15-25,23-25
N5	➔ SOUTHERN MISS	L	0-3	14-25,15-25,23-25
N7	➔ TULANE	L	0-3	19-25,19-25,21-25
N12	➔ SMU	L	2-3	25-22,25-23,20-25,21-25,12-15
N14	➔ #25 TULSA	L	0-3	12-25,15-25,12-25
N19	➔ at UAB	L	1-3	12-25,11-25,25-23,21-25
N21	➔ at Memphis	L	0-3	19-25,19-25,20-25
N24	➔ UCF	L	0-3	21-25,22-25,19-25
N27	➔ at UCF	L	0-3	14-25,20-25,20-25

Home matches in CAPS. ➔ C-USA matches.

FOLLOW THE MINERS ONLINE

OFFICIAL WEB SITE

UTEPAthletics.com

FACEBOOK

UTEP Athletics
UTEP Women's Volleyball

TWITTER

@UTEPAthletics
@PaydirtPete

YOUTUBE

<http://www.youtube.com/user/utepathletics>

TOP RETURNING MINERS

OFFENSE



BRIDGET LOGAN

OH, 5-11, Junior

2010 Stats
185 kills
2.40 kills per set
.224 hitting percentage
2.66 points per set

DEFENSE



STEPHANIE FIGUEROA

L/DS, 5-6, Senior

2010 Stats
476 digs
4.29 digs per set

SETTER



MALIA PATTERSON

S, 5-8, Sophomore

2010 Stats
310 assists
8.38 assists per set
1.89 digs per set





2010 CONFERENCE USA STANDINGS

	C-USA GAMES					ALL GAMES					
	W-L	PCT	H	A	STK	W-L	PCT	H	A	N	LST10
^ \$TULSA	20-0	1.000	10-0	10-0	W20	31-3	.912	13-0	13-1	5-2	9-1
SMU	17-3	.850	9-1	8-2	L1	25-6	.806	11-2	10-4	4-0	9-1
HOUSTON	13-7	.650	8-2	5-5	L3	19-13	.594	8-5	7-6	4-2	6-4
SOUTHERN MISS	12-8	.600	8-2	4-6	L2	19-12	.613	12-2	4-8	3-2	7-3
RICE	11-9	.550	5-5	6-4	W1	16-16	.500	9-7	6-6	1-3	4-6
UAB	10-10	.500	6-4	4-6	W5	13-19	.406	6-4	4-10	3-5	7-3
TULANE	10-10	.500	6-4	4-6	W3	13-19	.406	7-6	4-9	2-4	6-4
UCF	9-11	.450	6-4	3-7	W2	16-16	.500	7-6	5-8	4-2	4-6
MEMPHIS	7-13	.350	4-6	3-7	L2	16-16	.500	7-6	5-8	4-2	3-7
MARSHALL	6-14	.300	5-5	1-9	W1	12-20	.375	9-6	1-12	2-2	2-8
UTEP	4-16	.200	2-8	2-8	L14	12-21	.364	2-9	5-10	5-2	0-10
EAST CAROLINA	1-19	.050	1-9	0-10	L1	2-30	.062	1-12	0-13	1-5	1-9

^ 2010 C-USA Regular Season Champion. \$ NCAA Participants.



2010 NCAA CHAMPIONSHIP

Fri., Dec. 3

NCAA First Round (Norman, Okla.)
Tulsa 3, LSU (13th seed) 0
Oklahoma 3, Wichita State 0

Sat., Dec. 4

NCAA Second Round (Norman, Okla.)
Oklahoma 3, Tulsa 2



Tulsa, 2010 C-USA Champion

2010 C-USA VOLLEYBALL POSTSEASON AWARDS

ALL-C-USA HONOREES

First Team

Lucy Charuk, Houston
Chandace Tryon, Houston
Elizabeth Herman, Marshall
Altrese Hawkins, Memphis
Tracey Lam, Rice
Dana Powell, SMU
Kathryn Wilkerson, SMU
Ashley Mell, Southern Miss
Kelsea Seymour, Southern Miss
Jordan Clampitt, Tulsa
Tyler Henderson, Tulsa

Second Team

Nancy Cole, Rice
Ashleigh McCord, Rice
Kelli Becerra, SMU
Courtney Manning, SMU
Jessica Oliver, SMU
Izabela Grot, Tulane
Jessica Adams, Tulsa
Diana Silva, Tulsa
Hannah Stout, Tulsa
Sam Serley, UAB
Kristin Fisher, UCF

ALL FRESHMAN TEAM

Cori Martone, Tulane
Elizabeth Kale, Tulsa
Ally Slaughter, UAB
Nichole Riedel, UCF
Jeane Horton, UTEP
Melissa Toth, UTEP

INDIVIDUAL AWARD WINNERS

PLAYER OF THE YEAR

Tyler Henderson, Tulsa

SETTER OF THE YEAR

Jordan Clampitt, Tulsa

LIBERO OF THE YEAR

Tracey Lam, Rice

NEWCOMER OF THE YEAR

Michelle Uzoh, UAB

FRESHMAN OF THE YEAR

Cori Martone, Tulane

COACH OF THE YEAR

Ed Allen, Tulsa

2010 C-USA ALL-ACADEMIC

Elizabeth Fleming, Marshall
Christine Bach, Memphis
Altrese Hawkins, Memphis
Tracey Lam, Rice
Caitlin Adair, SMU
Dana Powell, SMU
Lauren Sears, Southern Miss
Kelsea Seymour, Southern Miss
Lindsey Shepard, Tulane
Sam Serley, UAB
Kristin Fisher, UCF
Tory McCuthcheon, UCF

**2010 COSIDA/ESPN THE MAGAZINE
ACADEMIC-ALL AMERICA TEAMS**

Second Team

Elizabeth Fleming, Marshall

ACADEMIC ALL-DISTRICT TEAMS

DISTRICT 2

First Team

Elizabeth Fleming, Marshall

DISTRICT 3

Second Team

Tory McCutcheon, UCF

DISTRICT 4

First Team

Christine Bach, Memphis

DISTRICT 6

First Team

Caitlin Adair, SMU
Tracey Lam, Rice
Lauren Sears, Southern Miss

**AVCA ALL-AMERICA
SECOND TEAM**

Tyler Henderson, Tulsa (OH, So.)

HONORABLE MENTION

Lucy Charuk, Houston (MB/Jr.-RS)
Jordan Clampitt, Tulsa (S, So.)
Nancy Cole, Rice (MB, So.)
Altrese Hawkins, Memphis (OH/RS, So.)
Tracey Lam, Rice, DS/L, So.)
Ashley Mell, Southern Miss (OH, Jr.)
Dana Powell, SMU (OH, Jr.)
Sam Serley, UAB (MB, So.)
Kelsea Seymour, Southern Miss (S, Jr.)

AVCA ALL-MIDWEST REGION

Lucy Charuk, Houston (MB/Jr.-RS)
Jordan Clampitt, Tulsa (S, So.)
Nancy Cole, Rice (MB, So.)
Altrese Hawkins, Memphis (OH/RS, So.)
Tyler Henderson, Tulsa (OH, So.)
Tracey Lam, Rice, DS/L, So.)
Ashley Mell, Southern Miss (OH, Jr.)
Dana Powell, SMU (OH, Jr.)
Sam Serley, UAB (MB, So.)
Kelsea Seymour, Southern Miss (S, Jr.)

MIDWEST HONORABLE MENTIONS

Jessica Adams, Tulsa (DS/L, So.)
Jessica Oliver, SMU (OH, Jr.)

**MIDWEST REGION
COACH OF THE YEAR**

Ed Allen, Tulsa

2010 PLAYERS OF THE WEEK

OFFENSIVE

- A30 Tyler Henderson, Tulsa (OH, So.)
Dana Powell, SMU (OH, Jr.)
- S6 Tyler Henderson, Tulsa (OH, So.)
- S13 Altrese Hawkins, Memphis (OH, So.)
- S20 Chandace Tryon, Houston (OH, So.)
- S27 Tyler Henderson, Tulsa (OH, So.)
- O4 Altrese Hawkins, Memphis (OH, So.)
- O11 Tyler Henderson, Tulsa (OH, So.)
- O18 Hannah Stout, Tulsa (MB, Sr.)
- O25 Tyler Henderson, Tulsa (OH, So.)
- N1 Ashley Mell, Southern Miss (OH, Rjr.)
- N8 Cori Martone, Tulane (MB, Fr.)
- N15 Kathryn Wilkerson, SMU (OH, Sr.)
- N22 Tyler Henderson, Tulsa (OH, So.)
- N29 Kristen Fisher, UCF (OH, Jr.)

DEFENSIVE

- A30 Sidney Stewart, SMU (L, Jr.)
- S6 Jessica Adams, Tulsa (L, So.)
- S13 Sidney Stewart, SMU (L, Jr.)
- S20 Tracey Lam, Rice (L, Sr.)
- S27 Stephanie Figueroa, UTEP (L, Jr.)
- O4 Tracey Lam, Rice (L, Sr.)
- O11 Stephanie Figueroa, UTEP (L, Jr.)
- O18 Tracey Lam, Rice (L, Sr.)
- O25 Sidney Stewart, SMU (L, Jr.)
- N1 Jessica Adams, Tulsa (L, So.)
- N8 Michelle Uzoh, UAB (MB, Sr.)
- N15 Jessica Adams, Tulsa (L, So.)
- N22 Sidney Stewart, SMU (L, Jr.)
- N29 Tracey Lam, Rice (L, Sr.)

SETTER

- A30 Kelli Becerra, SMU (Jr.)
- S6 Jordan Clampitt, Tulsa (So.)
- S13 Kelsea Seymour, Southern Miss (Jr.)
- S20 Jordan Clampitt, Tulsa (So.)
- S27 Jordan Clampitt, Tulsa (So.)
- O4 Jordan Clampitt, Tulsa (So.)
- O11 Amber Brooks, Houston (Jr.) &
Kelli Becerra, SMU (Jr.)
- O18 Kelsea Seymour, Southern Miss (Jr.)
- O25 Kelsea Seymour, Southern Miss (Jr.)
- N1 Jordan Clampitt, Tulsa (So.)
- N8 Amber Brooks, Houston (Jr.)
- N15 Elizabeth Fleming, Marshall (Sr.)
- N22 Jordan Clampitt, Tulsa (So.)
- N29 Rachel Vukson, UCF (Jr.)

AVCA PLAYERS OF THE WEEK

Tyler Henderson, Tulsa (OH, So.)

CVU.COM PLAYER OF THE WEEK

Tyler Henderson, Tulsa (OH, So.)

CVU.com TOP 5 COACH OF THE YEAR

Ed Allen, Tulsa

CVU.com TOP 5 SETTER OF THE YEAR

Jordan Clampitt, Tulsa

CVU.com TOP 5 LIBERO OF THE YEAR

Tracey Lam, Rice

**CVU.COM STELLAR SPIKERS TEAMS
FIRST TEAM**

Tyler Henderson, Tulsa
Jordan Clampitt, Tulsa

SECOND TEAM

Tracey Lam, Rice

COBRA MAGAZINE

PLAYER OF THE YEAR FINALIST

Tyler Henderson, Tulsa

**ALL-MIDSOUTH REGION
PLAYER OF THE YEAR**

Tyler Henderson, Tulsa

ALL-MIDSOUTH REGION TEAM

Chandace Tryon, Houston
Courtney Manning, SMU
Dana Powell, SMU
Tyler Henderson, Tulsa

HONORABLE MENTION

Jessica Oliver, SMU

ALL-SOUTHEAST REGION TEAM

Altrese Hawkins, Memphis

ALL-SOUTHWEST REGION TEAM

HONORABLE MENTION

Jeane Horton, UTEP



Tulsa's Tyler Henderson led the nation in kills (6.23) and points (6.67) per game en route to being named the league's first AVCA second team All-America in 2010. ▼





(Players listed below meet or exceed the minimums and have played in at least 50.00 percent of their team's games.)

KILLS (Minimum 2.00 per set)

PLAYER	TEAM	CL	S	NO.	P/S
1. HENDERSON, Tyler	TLS	SO	114	710	6.23
2. MELL, Ashley	USM	JR	116	512	4.41
3. FISHER, Kristin	UCF	JR	116	495	4.27
4. McCORD, Ashleigh	RICE	JR	69	283	4.10
5. HAWKINS, Altrese	MEM	SO	122	483	3.96
6. HERMAN, Elizabeth	MAR	SR	114	444	3.89
7. POWELL, Dana	SMU	JR	124	416	3.35
8. TOTH, Melissa	UTEP	FR	96	319	3.32
9. JOVANOVIC, Marija	MEM	SO	119	386	3.24
10. GROT, Izabela	TLN	SO	112	363	3.24
11. CHARUK, Lucy	HOU	JR	117	361	3.09
12. COLE, Nancy	RICE	SO	121	373	3.08
13. WILKERSON, Kathryn	SMU	SR	124	378	3.05

DIGS (Minimum 1.00 per set)

PLAYER	TEAM	CL	G	NO.	P/S
1. LAM, Tracey	RICE	SR	121	698	5.77
2. THOMAS, Heather	UAB	JR	118	607	5.14
3. CARSON, Amanda	HOU	SR	117	573	4.90
4. KNECHT, Lisa	USM	JR	116	561	4.84
5. STEWART, Sidney	SMU	JR	124	578	4.66
6. ADAMS, Jessica	TLS	SO	114	530	4.65
7. FIGUEROA, Stephanie	UTEP	JR	111	476	4.29
8. MURPHY, Meredith	UCF	SO	118	489	4.14
9. BACH, Christine	MEM	SR	122	492	4.03
10. WILKERSON, Kathryn	SMU	SR	124	452	3.65
11. POWELL, Dana	SMU	JR	124	445	3.59
12. JONES, Nicole	ECU	JR	97	330	3.40

ASSISTS (Minimum 5.00 per set)

PLAYER	TEAM	CL	G	NO.	P/S
1. CLAMPITT, Jordan	TLS	SO	114	1492	13.09
2. SEYMOUR, Kelsea	USM	JR	116	1272	10.97
3. BROOKS, Amber	HOU	JR	117	1258	10.75
4. BECERRA, Kelli	SMU	JR	124	1325	10.69
5. SCHAMUN, Meredith	RICE	SR	115	1202	10.45
6. FLEMING, Elizabeth	MAR	SR	124	1251	10.09
7. VUKSON, Rachel	UCF	JR	111	1111	10.01
8. MOLNAR, Hajnalka	MEM	SO	117	1105	9.44
9. JARMOC, Patty	UTEP	SR	79	712	9.01
10. MANDELBAUM, Mel	TLN	FR	113	979	8.66
11. WOODS, Alison	UAB	SO	118	901	7.64
12. KAVANAUGH, Kasey	ECU	FR	93	677	7.28

SERVICE ACES (Minimum 0.10 per set)

PLAYER	TEAM	CL	G	NO.	P/S
1. ADAMS, Jessica	TLS	SO	114	46	0.40
2. JELIC, Vesna	MEM	SO	118	42	0.36
3. MOLNAR, Hajnalka	MEM	SO	117	38	0.32
4. VILDE, Evija	UCF	SO	108	32	0.30
5. CARSON, Amanda	HOU	SR	117	33	0.28
6. KOSTIC, Maja	MEM	SO	96	26	0.27
7. JOVANOVIC, Marija	MEM	SO	119	32	0.27
8. BACH, Christine	MEM	SR	122	32	0.26
9. TOTH, Melissa	UTEP	FR	96	25	0.26
10. MILLIGAN, Ryanne	MAR	SO	108	28	0.26
11. BROOKS, Amber	HOU	JR	117	30	0.26
12. LAM, Tracey	RICE	SR	121	31	0.26

BLOCKS (Minimum 1.00 per set)

PLAYER	TEAM	CL	G	SOLO	ASST	TOTAL	P/S
1. MANNING, Courtney	SMU	SO	121	16	146	162.0	1.34
2. CHARUK, Lucy	HOU	JR	117	24	124	148.0	1.26
3. MUELA, Kyla	UTEP	SR	56	6	55	61.0	1.09
4. SERLEY, Sam	UAB	SO	118	36	92	128.0	1.08
5. HORTON, Jeane	UTEP	FR	98	7	95	102.0	1.04
6. UZOH, Michelle	UAB	SR	107	17	92	109.0	1.02
7. ADAIR, Caitlin	SMU	SR	124	8	117	125.0	1.01

HITTING PERCENTAGE (Minimum .200/3.0 attacks per set)

PLAYER	TEAM	CL	G	KILLS	ERRS	TOTAL	PCT
1. TRYON, Chandace	HOU	SO	109	285	63	629	.353
2. HENDERSON, Tyler	TLS	SO	114	710	198	1472	.348
3. CHARUK, Lucy	HOU	JR	117	361	84	797	.348
4. STOUT, Hannah	TLS	SR	114	248	54	568	.342
5. SHEPARD, Lindsey	TLN	SR	113	229	52	519	.341
6. KALE, Elizabeth	TLS	FR	114	154	34	355	.338
7. McCUTCHEON, Tory	UCF	SO	98	148	42	319	.332
8. COLE, Nancy	RICE	SO	121	373	104	838	.321
9. SERLEY, Sam	UAB	SO	118	333	100	732	.318
10. RIEDEL, Nichole	UCF	FR	112	210	62	476	.311
11. UZOH, Michelle	UAB	SR	107	215	43	555	.310
12. HAWKINS, Altrese	MEM	SO	122	483	157	1069	.305

POINTS

PLAYER	TEAM	CL	G	K	SA	BS	BA	PTS	AVG/S
1. HENDERSON, Tyler	TLS	SO	114	710	12	16	44	760.0	6.67
2. MELL, Ashley	USM	JR	116	512	19	28	50	584.0	5.03
3. FISHER, Kristin	UCF	JR	116	495	19	17	35	548.5	4.73
4. McCORD, Ashleigh	RICE	JR	69	283	4	5	21	302.5	4.38
5. HAWKINS, Altrese	MEM	SO	122	483	12	11	38	525.0	4.30
6. HERMAN, Elizabeth	MAR	SR	114	444	5	6	61	485.5	4.26
7. CHARUK, Lucy	HOU	JR	117	361	26	24	124	473.0	4.04
8. JOVANOVIC, Marija	MEM	SO	119	386	32	6	56	452.0	3.80
9. TOTH, Melissa	UTEP	FR	96	319	25	6	25	362.5	3.78
10. POWELL, Dana	SMU	JR	124	416	10	9	66	468.0	3.77
11. SERLEY, Sam	UAB	SO	118	333	20	36	92	435.0	3.69
12. GROT, Izabela	TLN	SO	112	363	8	6	59	406.5	3.63



KILLS	S	NO.	P/S
1. Tulsa	114	1730	15.18
2. Southern Miss	116	1593	13.73
3. Rice	121	1626	13.44
4. Houston	117	1554	13.28
5. SMU	124	1617	13.04
6. UCF	119	1536	12.91
7. Marshall	124	1599	12.90
8. Tulane	113	1448	12.81
9. UAB	118	1484	12.58
10. UTEP	111	1346	12.13
11. Memphis	122	1452	11.90
12. East Carolina	109	993	9.11

DIGS	G	NO.	P/S
1. SMU	124	2188	17.65
2. Tulsa	114	1899	16.66
3. Southern Miss	116	1911	16.47
4. Rice	121	1990	16.45
5. UAB	118	1932	16.37
6. Marshall	124	1905	15.36
7. UCF	119	1773	14.90
8. Houston	117	1699	14.52
9. Tulane	113	1579	13.97
10. UTEP	111	1475	13.29
11. Memphis	122	1584	12.98
12. East Carolina	109	1415	12.98

ASSISTS	G	NO.	P/S
1. Tulsa	114	1616	14.18
2. Southern Miss	116	1494	12.88
3. Rice	121	1517	12.54
4. Houston	117	1447	12.37
5. UCF	119	1431	12.03
6. Tulane	113	1354	11.98
7. SMU	124	1485	11.98
8. Marshall	124	1446	11.66
9. UAB	118	1365	11.57
10. Memphis	122	1360	11.15
11. UTEP	111	1214	10.94
12. East Carolina	109	922	8.46

SERVICE ACES	G	NO.	P/S
1. Memphis	122	213	1.75
2. Tulsa	114	151	1.32
3. Houston	117	150	1.28
4. UCF	119	133	1.12
5. Tulane	113	118	1.04
6. Southern Miss	116	117	1.01
7. UTEP	111	111	1.00
8. Marshall	124	123	0.99
9. UAB	118	117	0.99
10. Rice	121	105	0.87
11. SMU	124	100	0.81
12. East Carolina	109	56	0.51

BLOCKS	G	Solo	Asst	Total	P/S
1. SMU	124	43	547	316.5	2.55
2. UTEP	111	39	455	266.5	2.40
3. UAB	118	73	382	264.0	2.24
4. Houston	117	53	404	255.0	2.18
5. UCF	119	82	338	251.0	2.11
6. East Carolina	109	43	345	215.5	1.98
7. Rice	121	46	382	237.0	1.96
8. Tulane	113	29	371	214.5	1.90
9. Southern Miss	116	67	297	215.5	1.86
10. Marshall	124	53	340	223.0	1.80
11. Memphis	122	50	273	186.5	1.53
12. Tulsa	114	44	254	171.0	1.50

HITTING PERCENTAGE	G	Kills	Errs	Total	Pct
1. Tulsa	114	1730	527	4160	.289
2. Houston	117	1554	613	4160	.226
3. SMU	124	1617	574	4711	.221
4. Southern Miss	116	1593	624	4388	.221
5. Rice	121	1626	677	4530	.209
6. UTEP	111	1346	571	3709	.209
7. Tulane	113	1448	647	3861	.207
8. UCF	119	1536	675	4287	.201
9. Marshall	124	1599	704	4474	.200
10. UAB	118	1484	631	4473	.191
11. Memphis	122	1452	686	4026	.190
12. East Carolina	109	993	662	3716	.089

OPPONENT HITTING PCT	G	Kills	Errs	Total	Pct
1. Tulsa	114	1259	599	4008	.165
2. SMU	124	1650	787	5012	.172
3. Rice	121	1513	698	4509	.181
4. Houston	117	1416	631	4014	.196
5. UAB	118	1584	667	4552	.201
6. UCF	119	1491	632	4161	.206
7. Southern Miss	116	1514	606	4350	.209
8. Marshall	124	1549	609	4361	.216
9. Memphis	122	1388	565	3781	.218
10. Tulane	113	1423	557	3861	.224
11. UTEP	111	1500	604	3855	.232
12. East Carolina	109	1522	564	3752	.255



37 2010 TEAM LEADERS - ALL MATCHES





(Players listed below meet or exceed the minimums and have played in at least 50.00 percent of their team's games.)

KILLS (Minimum 2.00 per set)

PLAYER	TEAM	CL	S	NO.	P/S
1. HENDERSON, Tyler	TLS	SO	67	400	5.97
2. MELL, Ashley	USM	JR	75	316	4.21
3. FISHER, Kristin	UCF	JR	75	309	4.12
4. HAWKINS, Altrese	MEM	SO	78	316	4.05
5. HERMAN, Elizabeth	MAR	SR	69	277	4.01
6. JOVANOVIC, Marija	MEM	SO	75	261	3.48
7. POWELL, Dana	SMU	JR	82	277	3.38
8. COLE, Nancy	RICE	SO	78	262	3.36
9. GROT, Izabela	TLN	SO	72	239	3.32
10. WILKERSON, Kathryn	SMU	SR	82	254	3.10
11. CHARUK, Lucy	HOU	JR	75	231	3.08
12. TOTH, Melissa	UTEP	FR	55	162	2.95

DIGS (Minimum 1.00 per set)

PLAYER	TEAM	CL	G	NO.	P/S
1. LAM, Tracey	RICE	SR	78	467	5.99
2. THOMAS, Heather	UAB	JR	74	372	5.03
3. KNECHT, Lisa	USM	JR	75	377	5.03
4. CARSON, Amanda	HOU	SR	75	358	4.77
5. FIGUEROA, Stephanie	UTEP	JR	67	318	4.75
6. ADAMS, Jessica	TLS	SO	67	312	4.66
7. STEWART, Sidney	SMU	JR	82	370	4.51
8. BACH, Christine	MEM	SR	78	339	4.35
9. JONES, Nicole	ECU	JR	64	264	4.12
10. MURPHY, Meredith	UCF	SO	75	307	4.09
11. POWELL, Dana	SMU	JR	82	308	3.76
12. WILKERSON, Kathryn	SMU	SR	82	304	3.71

ASSISTS (Minimum 5.00 per set)

PLAYER	TEAM	CL	G	NO.	P/S
1. CLAMPITT, Jordan	TLS	SO	67	871	13.00
2. BROOKS, Amber	HOU	JR	75	821	10.95
3. SEYMOUR, Kelsea	USM	JR	75	815	10.87
4. SCHAMUN, Meredith	RICE	SR	73	793	10.86
5. BECERRA, Kelli	SMU	JR	82	879	10.72
6. FLEMING, Elizabeth	MAR	SR	75	796	10.61
7. MOLNAR, Hajnalka	MEM	SO	78	787	10.09
8. VUKSON, Rachel	UCF	JR	75	752	10.03
9. JARMOC, Patty	UTEP	SR	37	338	9.14
10. MANDELBAUM, Mel	TLN	FR	73	604	8.27
11. WOODS, Alison	UAB	SO	74	583	7.88
12. KAVANAUGH, Kasey	ECU	FR	67	506	7.55

SERVICE ACES (Minimum 0.10 per set)

PLAYER	TEAM	CL	G	NO.	P/S
1. ADAMS, Jessica	TLS	SO	67	28	0.42
2. JELIC, Vesna	MEM	SO	76	24	0.32
3. MOLNAR, Hajnalka	MEM	SO	78	24	0.31
4. VILDE, Evija	UCF	SO	64	18	0.28
5. LAM, Tracey	RICE	SR	78	21	0.27
6. BROOKS, Amber	HOU	JR	75	20	0.27
7. YOHO, Cameron	MAR	JR	73	18	0.25
8. BACH, Christine	MEM	SR	78	19	0.24
9. CHARUK, Lucy	HOU	JR	75	18	0.24
10. MORRELL, Kate	UAB	SO	59	14	0.24
11. KOSTIC, Maja	MEM	SO	68	16	0.24
12. MANDELBAUM, Mel	TLN	FR	73	17	0.23

BLOCKS (Minimum 1.00 per set)

PLAYER	TEAM	CL	G	SOLO	ASST	TOTAL	P/S
1. MANNING, Courtney	SMU	SO	79	6	104	110.0	1.39
2. CHARUK, Lucy	HOU	JR	75	13	82	95.0	1.27
3. SERLEY, Sam	UAB	SO	74	23	66	89.0	1.20
4. UZOH, Michelle	UAB	SR	73	12	73	85.0	1.16
5. BURRUELO, Cassandra	UTEP	SO	57	6	58	64.0	1.12
6. HORTON, Jeane	UTEP	FR	67	3	67	70.0	1.04
7. JARMOC, Patty	UTEP	SR	37	2	36	38.0	1.03

HITTING PERCENTAGE (Minimum .200/3.0 attacks per set)

PLAYER	TEAM	CL	G	KILLS	ERRS	TOTAL	PCT
1. KALE, Elizabeth	TLS	FR	67	105	15	224	.402
2. HENDERSON, Tyler	TLS	SO	67	400	104	795	.372
3. SHEPARD, Lindsey	TLN	SR	73	154	33	334	.362
4. CHARUK, Lucy	HOU	JR	75	231	53	509	.350
5. TRYON, Chandace	HOU	SO	75	194	40	443	.348
6. McCUTCHEON, Tory	UCF	SO	68	101	27	215	.344
7. COLE, Nancy	RICE	SO	78	262	74	573	.328
8. SERLEY, Sam	UAB	SO	74	208	59	455	.327
9. STOUT, Hannah	TLS	SR	67	142	34	337	.320
10. RIEDEL, Nichole	UCF	FR	73	138	43	319	.298
11. HAWKINS, Altrese	MEM	SO	78	316	105	712	.296
12. SEARS, Lauren	USM	JR	75	182	54	449	.285

POINTS

PLAYER	TEAM	CL	G	K	SA	BS	BA	PTS	AVG/S
1. HENDERSON, Tyler	TLS	SO	67	400	8	10	29	432.5	6.46
2. MELL, Ashley	USM	JR	75	316	12	17	39	364.5	4.86
3. FISHER, Kristin	UCF	JR	75	309	11	11	23	342.5	4.57
4. HAWKINS, Altrese	MEM	SO	78	316	12	10	23	349.5	4.48
5. HERMAN, Elizabeth	MAR	SR	69	277	3	4	38	303.0	4.39
6. CHARUK, Lucy	HOU	JR	75	231	18	13	82	303.0	4.04
7. JOVANOVIC, Marija	MEM	SO	75	261	15	4	34	297.0	3.96
8. COLE, Nancy	RICE	SO	78	262	0	13	63	306.5	3.93
9. POWELL, Dana	SMU	JR	82	277	8	8	41	313.5	3.82
10. GROT, Izabela	TLN	SO	72	239	5	3	47	270.5	3.76
11. SERLEY, Sam	UAB	SO	74	208	13	23	66	277.0	3.74
12. WILKERSON, Kathryn	SMU	SR	82	254	15	2	39	290.5	3.54



KILLS	S	NO.	P/S
1. Tulsa	67	1028	15.34
2. Southern Miss	75	1022	13.63
3. Houston	75	1011	13.48
4. Rice	78	1046	13.41
5. Marshall	75	1000	13.33
6. Tulane	73	959	13.14
7. SMU	82	1073	13.09
8. UCF	75	947	12.63
9. UAB	74	933	12.61
10. Memphis	78	955	12.24
11. UTEP	67	773	11.54
12. East Carolina	67	623	9.30

DIGS	G	NO.	P/S
1. SMU	82	1443	17.60
2. Southern Miss	75	1277	17.03
3. Rice	78	1312	16.82
4. Tulsa	67	1116	16.66
5. UAB	74	1205	16.28
6. Marshall	75	1199	15.99
7. UCF	75	1127	15.03
8. Houston	75	1107	14.76
9. Tulane	73	1020	13.97
10. East Carolina	67	919	13.72
11. UTEP	67	918	13.70
12. Memphis	78	1066	13.67

ASSISTS	G	NO.	P/S
1. Tulsa	67	949	14.16
2. Southern Miss	75	965	12.87
3. Rice	78	988	12.67
4. Houston	75	943	12.57
5. Tulane	73	900	12.33
6. Marshall	75	909	12.12
7. SMU	82	984	12.00
8. UAB	74	866	11.70
9. UCF	75	877	11.69
10. Memphis	78	904	11.59
11. UTEP	67	718	10.72
12. East Carolina	67	582	8.69

SERVICE ACES	G	NO.	P/S
1. Memphis	78	122	1.56
2. Tulsa	67	90	1.34
3. Houston	75	90	1.20
4. Tulane	73	77	1.05
5. UAB	74	75	1.01
6. UCF	75	74	0.99
7. Rice	78	74	0.95
8. Southern Miss	75	69	0.92
9. UTEP	67	58	0.87
10. Marshall	75	62	0.83
11. SMU	82	66	0.80
12. East Carolina	67	28	0.42

BLOCKS	G	SOLO	ASST	TOTAL	P/S
1. UAB	74	50	280	190.0	2.57
2. SMU	82	26	369	210.5	2.57
3. UCF	75	54	261	184.5	2.46
4. Houston	75	37	290	182.0	2.43
5. UTEP	67	20	278	159.0	2.37
6. Rice	78	36	262	167.0	2.14
7. Tulane	73	16	273	152.5	2.09
8. East Carolina	67	29	208	133.0	1.99
9. Southern Miss	75	42	207	145.5	1.94
10. Marshall	75	28	216	136.0	1.81
11. Tulsa	67	31	160	111.0	1.66
12. Memphis	78	32	169	116.5	1.49

HITTING PERCENTAGE	G	KILLS	ERRS	TOTAL	PCT
1. Tulsa	67	1028	294	2415	.304
2. SMU	82	1073	361	3086	.231
3. Houston	75	1011	396	2680	.229
4. Tulane	73	959	412	2465	.222
5. Southern Miss	75	1022	422	2902	.207
6. Rice	78	1046	442	2935	.206
7. UAB	74	933	375	2802	.199
8. Marshall	75	1000	453	2834	.193
9. UCF	75	947	423	2721	.193
10. UTEP	67	773	350	2268	.187
11. Memphis	78	955	474	2723	.177
12. East Carolina	67	623	418	2380	.086

OPPONENT HITTING PCT	G	KILLS	ERRS	TOTAL	PCT
1. Tulsa	67	706	375	2338	.142
2. SMU	82	1088	525	3318	.170
3. Rice	78	973	454	2946	.176
4. Houston	75	919	439	2673	.180
5. UAB	74	991	455	2917	.184
6. Southern Miss	75	1004	396	2884	.211
7. UCF	75	991	412	2697	.215
8. Tulane	73	903	364	2480	.217
9. Marshall	75	958	368	2707	.218
10. Memphis	78	918	340	2486	.233
11. UTEP	67	948	351	2390	.250
12. East Carolina	67	971	341	2375	.265



39 2010 TEAM LEADERS - C-USA MATCHES





INDIVIDUAL ALL MATCHES

HITTING PERCENTAGE (minimum five attempts)

1.000	Stephanie Storen, LOU vs. Kentucky	9-7-96
.923	Tonya Larson, UAB vs. Jacksonville State	11-3-95
.889	Tranae Dennis, USF vs. Saint Louis	10-13-96
	Becky Tenkman, CIN at Alabama State	9-7-96
	Jaime Walters, DPU vs. Chicago State	9-21-95

KILLS

45	Tyler Henderson, TLS at SMU	10-6-10
45	Aida Antanaviciute, SLU at Tulane	10-8-04
44	Kelly-Anne Billingsy, MAR vs. Houston	11-17-06
41	Jenny Tanneberger, HOU vs. Saint Louis	10-12-02
	Michelle Collier, USF vs. Louisville	11-10-00
	Colleen Hunter, SLU vs. Eastern Illinois	10-10-00
40	Monique Swaby, MEM at Mississippi	10-24-95

ATTEMPTS

112	Aida Antanaviciute, SLU at Tulane	10-8-04
99	Justine Farmer, HOU at UTSA	9-6-07
96	Michelle Collier, USF vs. Cal Poly SLO	12-2-00
	Fabiola Nepomuceno, TLS vs. Rice	10-7-07
95	Brittany Hurst, TLN vs. Bowling Green State	9-21-00
92	Michelle Collier, USF vs. Charlotte	11-20-98
	Jennifer Wittenburg, HOU vs. Texas	9-30-00
	Justine Farmer, HOU at UAB	10-19-07
91	Kari Stacy, UTEP at Cal State Fullerton	9-3-05

ASSISTS

89	Kara Jakusz, DPU vs. Illinois-Chicago	10-13-99
88	Liz Egasti, MAR vs. Cincinnati	11-5-99
	Kara Jakusz, DPU vs. Tulsa	9-11-00
86	Erin Knazawa, USM vs. Cincinnati	10-23-98
84	Jennifer Witte, TLN vs. SW Louisiana	9-22-98
	Beth Middendorf, SLU vs. Eastern Illinois	9-21-99
83	Maria Hogberg, USF vs. Louisville	11-22-98
	Anne Kordes, CIN vs. USF	10-15-95
	Ozlem Ayturk, CHA vs. Mississippi State	9-3-99
	Laura Lauder, CIN at Western Kentucky	9-5-00

SERVICE ACES

12	Kate Juedes, USM vs. Alcorn	10-5-04
10	Kassian Urnau, TLS vs. St. Peter's	9-15-06
	Amanda Rudolph, ECU at Campbell	10-30-01
	Tara Johansen, DPU at Loyola-Chicago	9-10-96
9	Laura Cote, MEM vs. UAPB	9-2-05
	Lisa Newell, CHA vs. Bucknell	9-3-04
	Lindsay Carnohan, UAB at DePaul	11-7-03
	Julie DuPont, CIN vs. UW-Milwaukee	11-11-01
	Michelle Collier, USF at New Orleans	9-23-01
	Heather Fletcher, MEM vs. Austin Peay	9-13-96
	Kim Arnold, UAB vs. Seton Hall	9-16-95
	Ivana Bozic, UAB at Northwestern State	9-16-06
	Lorin Lukas, UCF vs. Troy	9-16-06

DIGS

43	Jaci Gonzalez, HOU at Alabama	11-26-04
42	Jessica Sippy, SLU at Cincinnati	10-9-98
39	Sidney Stewart, SMU vs. Sacramento State	9-11-10
	Tracey Lam, RICE vs. UAB	11-7-08
	Jaci Gonzalez, HOU at LSU	11-27-04
38	Eryn Wills, TLS vs. UTEP	10-14-05
	Justine Farmer, HOU at Stephen F. Austin	9-9-06
	Malorey Grove, TLS at UAB	11-18-07
37	Tracey Lam, RICE at North Carolina	9-11-10
	Christine Bach, MEM vs. IUPUI	9-5-08
	Jenny Way, SLU at Cincinnati	10-9-98
	Kelsey Wood, TLS at UTA	9-8-06
36	Heather Thomas, UAB vs. Southern Miss	11-1-09
	Jenn McClean, RICE at SMU	10-23-09
	Visnja Djurdjevic, TLN vs. SMU	9-27-09
	Elsa Reyes, UTEP vs. Eastern Michigan	8-25-06
	Malorey Grove, TLS vs. Rice	10-7-07

Bold denotes returning players.

BLOCK SOLOS

11	Hailey Isham, UAB vs. Samford	8-29-97
8	Allison Magner, UAB at Miami (Fla.)	9-8-01
	Terri Steeb, UAB vs. Delaware	9-11-98
7	Natalie Peters, SMU at Rice	10-8-05
	Christa Dirr, DPU vs. Saint Louis	11-11-00
6	Janet Goreham, DPU vs. Tulane	11-6-04
	Jennifer Hoffman, LOU vs. Virginia	9-3-04
	Erica Berggren, USF at Cincinnati	10-15-95
	Terri Steeb, UAB at Georgia State	9-6-95

BLOCK ASSISTS

17	Kendra Kahanek, SMU at Tulsa	11-16-08
15	Shaniquwa Cooper, UAB vs. Tulsa	11-18-06
	Erica Berggren, USF at Cincinnati	10-15-95
	Stephanie Feulner, SLU vs. DePaul	11-10-95
14	Michelle Frazier, HOU vs. Charlotte	10-1-99
13	Alexis Cooley, SLU at Tulane	10-8-04
	Shameka Mitchell, USF vs. Houston	10-25-03
	Erin Rice, HOU at Marshall	11-17-06
12	Lucy Charuk, HOU vs. UCF	10-17-08
	Cassandra Burruel, UTEP at Marshall	10-10-09
	Tessa Kuykendall, RICE vs. Houston	11-10-05
	Deva Fowler, TLN vs. Saint Louis	10-8-04
	Jenn Brown, MAR vs. Houston	10-22-04
	Bonnye Glover, USF vs. Cincinnati	11-15-03
	Jennifer Hoffman, LOU at Memphis	10-31-03
	Hailey Isham, UAB vs. Marquette	10-27-95
	Laura Risley, SLU vs. Cincinnati	11-16-96
	Stephanie Meinig, CIN vs. UMKC	9-16-00

TOTAL BLOCKS

21	Erica Berggren, USF at Cincinnati	10-15-95
17	Kendra Kahanek, SMU at Tulsa	11-16-08
	Michelle Frazier, HOU vs. Charlotte	10-1-99
16	Janet Goreham, DPU vs. Tulane	11-6-04
	Deva Fowler, TLN vs. Saint Louis	10-8-04
15	Natalie Peters, SMU at Rice	10-8-05
	Shaniquwa Cooper, UAB vs. Tulsa	11-18-06
14	Jenn Brown, MAR vs. Houston	10-22-04
	Shameka Mitchell, USF vs. Houston	10-25-03
	Chris Curtin, MAR at Boston College	9-5-98
	Hailey Isham, UAB vs. Samford	8-29-97
	Erin Rice, HOU at Tulane	10-13-06

TEAM ALL MATCHES

HITTING PERCENTAGE

.634	Cincinnati vs. Chicago State	9-15-97
.612	TCU vs. TAMU-Corpus-Christi	9-26-03
.580	DePaul vs. Chicago State	9-21-95
.553	Louisville vs. Central Connecticut State	9-9-00
.547	East Carolina at Lipscomb	8-30-03
.545	Memphis vs. Arkansas-Pine Bluff	9-12-98

KILLS

110	DePaul vs. Illinois-Chicago	10-13-99
107	Charlotte vs. Mississippi State	9-3-99
105	USF vs. Louisville	11-22-98
104	Saint Louis vs. Eastern Illinois	9-21-99
102	Marquette vs. Cincinnati	11-5-99
	DePaul vs. Tulsa	9-11-00

ATTEMPTS

289	Cincinnati vs. Saint Louis	10-9-98
279	Tulsa at UTA	9-8-06
275	Marquette at Duke	8-30-03
271	Houston vs. USF	9-19-97
270	Cincinnati vs. USF	10-15-95
	Charlotte at Davidson	10-10-00

ASSISTS

98	USF at Louisville	11-22-98
97	DePaul vs. Tulsa	9-11-00
95	Saint Louis vs. Eastern Illinois	9-21-99
94	Marquette vs. Cincinnati	11-5-99
	Southern Miss vs. Cincinnati	10-23-98
92	Memphis vs. Christian Brothers	11-7-00
91	Charlotte vs. Mississippi State	9-3-99

SERVICE ACES

23	Memphis vs. UAPB	9-2-05
22	UAB vs. Seton Hall	9-16-95
21	Charlotte vs. Bucknell	9-3-04
20	Charlotte at North Carolina A&T	9-24-04
	Southern Miss vs. Alcorn	10-5-04
19	Memphis at Illinois-Chicago	9-3-10
	UTEP at Coppin State	9-19-08
	Tulsa at St. Peter's	9-15-06
	Memphis vs. Alcorn State	9-1-06
	UAB vs. Jacksonville State	11-3-95

DIGS

162	Saint Louis at Cincinnati	10-9-98
149	Cincinnati vs. Saint Louis	10-9-98
143	Tulsa at UTA	9-8-06
135	Louisville vs. USF	11-19-95
131	Louisville vs. Georgia Tech	11-30-01

BLOCK SOLOS

14	Charlotte vs. Liberty	9-4-99
11	Marquette at Western Michigan	9-11-04
	DePaul vs. UAB	9-24-99
	Tulane vs. Georgia State	9-4-99
	Tulane at New Orleans	10-4-95
	UAB at Georgia State	9-6-95
10	Houston vs. Sam Houston State	9-8-09
	DePaul vs. Evansville	9-24-04

BLOCK ASSISTS

40	USF at Cincinnati	10-15-95
39	Marquette vs. Cincinnati	10-6-95
38	UTEP at Marshall	10-18-09
37	Tulane vs. Saint Louis	10-8-04
37	Houston vs. Marshall	11-17-06
36	Tulane at Memphis	10-31-10
	SMU vs. Tulsa	11-14-09
	UAB vs. Southern Miss	11-1-09
	Charlotte vs. Houston	10-9-04
	Saint Louis vs. DePaul	11-10-95
	Saint Louis vs. Cincinnati	11-16-96
	UAB vs. Tulsa	11-18-06

TOTAL BLOCKS

31	Saint Louis vs. Eastern Illinois	9-21-99
28	USF at Cincinnati	10-15-95
27	Cincinnati vs. Valparaiso	11-17-96
26	USF vs. Houston	10-25-03
24.5	Tulane vs. Saint Louis	10-8-04
24	Cincinnati vs. Louisville	11-18-95
23	Tulane at Cincinnati	10-26-03



INDIVIDUAL C-USA MATCHES

HITTING PERCENTAGE (minimum five attempts)

1,000	Stephanie Storen, LOU at UAB	11-1-96
	Anne Kordes, CIN vs. DePaul	11-12-95
.889	Tranae Dennis, USF vs. Saint Louis	10-13-96
.875	Erin Dabney, UAB vs. Cincinnati	10-13-96
.857	Liz Kritza, TLN vs. USF	10-6-95

KILLS

45	Tyler Henderson, Tulsa at SMU	10-6-10
	Aida Antanaviciute, SLU at Tulane	10-8-04
41	Michelle Collier, USF vs. Louisville	11-10-00
38	Kelly-Anne Billings, MAR at Memphis	10-16-05
	Michelle Collier, USF at Tulane	11-4-00
37	Jennifer Wittenburg, HOU vs. Marquette	11-10-01
	Jennifer Wittenburg, HOU vs. DePaul	11-9-01
36	Justine Farmer, HOU vs. Southern Miss	9-23-07
	Aida Antanaviciute, SLU at Memphis	10-1-04
	Michelle Collier, USF vs. Louisville	10-7-01

ATTEMPTS

112	Aida Antanaviciute, SLU at Tulane	10-8-04
106	Michelle Collier, USF vs. Louisville	11-10-00
99	Justine Farmer, HOU at UTSA	9-6-07
96	Fabiola Nepomuceno, TLS vs. Rice	10-7-07
92	Justine Farmer, HOU at UAB	10-19-07
90	Tonya Larson, UAB vs. Memphis	11-3-96
	Justine Farmer, HOU at Rice	9-27-07
	Justine Farmer, HOU at UTEP	11-2-07
88	Kristin Fisher, UCF at SMU	10-29-10
	Haylee Red, USF at Cincinnati	10-15-95
87	Sara Radosevic, TLN at LSU	11-24-07
86	Kristin Fisher, UCF at Southern Miss	10-15-10
85	Justine Farmer, HOU vs. East Carolina	10-26-07
83	Tyler Henderson, Tulsa at SMU	10-6-10
	Fabiola Nepomuceno, TLS at UAB	11-18-07

ASSISTS

88	Liz Egasti, MAR vs. Cincinnati	11-5-99
86	Eri Knazawa, USM vs. Cincinnati	10-23-98
83	Ann Kordes, CIN vs. USF	10-15-95
81	Heather Watt, MEM vs. TCU	11-11-04
80	Beth Herman, CIN at Saint Louis	11-16-96

SERVICE ACES

9	Lindsay Carnohan, UAB at DePaul	11-7-03
8	Hristina Slancheva, MEM at Saint Louis	10-3-03
	Becky Stahl, CIN vs. East Carolina	11-2-01
	Michelle Collier, USF vs. UAB	10-2-01
	Sarah Vick, ECU vs. Louisville	9-21-01
	Abby Roberts, MAR at Tulane	11-1-96
	Jenny Heppert, UCF vs. Missouri State	9-8-07
	Hannah Sullivan, HOU at UAB	10-19-07
	Kristen Petrasic, UCF vs. Florida Atlantic	9-6-07
7	Kelly-Anne Billings, MAR vs. Tulane	9-24-06
	Aleksandra Vujovic, UAB at UCF	11-12-06
	Stephanie Cahill, MAR at Southern Miss	11-4-05
	Sutton Lasater, SLU vs. DePaul	10-29-04
	Hailey Isham, UAB at Marquette	10-27-96
	Tara Johansen, DPU at Charlotte	10-13-95
	Jennifer McClean, RICE at Texas Southern	9-1-07
	Malorey Grove, TLS at Charleston Southern	9-1-07

DIGS

39	Tracey Lam, RICE vs. UAB	11-7-08
	Sarah Drury, LOU vs. Cincinnati	9-27-02
38	Malorey Grove, TLS at UAB	11-18-07
	Eryn Wills, TLS vs. UTEP	10-14-05
36	Malorey Grove, TLS vs. Rice	10-7-07
35	Lisa Knecht, USM at SMU	10-3-10
	Heather Thomas, UAB vs. Southern Miss	11-1-09
	Jenn McClean, RICE at SMU	10-23-09
	Visnja Djurdjevic, TLN vs. SMU	9-27-09
	Kelsey Wood, TLS at Rice	10-29-06
	Jaci Gonzalez, HOU vs. Rice	11-2-05

Bold denotes returning players.

	Brittany Stowers, UTEP at Tulsa	10-14-05
	Amanda Carson, HOU vs. Tulsa	11-11-07
	Tracey Lam, RICE vs. Tulsa	11-9-07
	Candice Davis, SMU at Tulsa	10-19-07
	Christine Bach, MEM at SMU	11-2-07

BLOCK SOLOS

7	Natalie Peters, SMU at Rice	10-8-05
	Christa Dirr, DPU vs. Saint Louis	11-11-00
6	Janet Goreham, DPU vs. Tulane	11-6-04
	Erica Berggren, USF at Cincinnati	10-15-95
4	Natalie Peters, SMU vs. Houston	10-31-08
	Natalie Peters, SMU vs. Rice	11-12-06
	Deva Fowler, TLN vs. Saint Louis	10-8-04
	Janet Goreham, DPU vs. Houston	10-23-04
	Jessica Kelly, CHA vs. UAB	10-13-01
	Julie Donelon, TLN vs. Southern Miss	11-13-96
	Erica Berggren, USF vs. Cincinnati	10-11-96

BLOCK ASSISTS

17	Kendra Kahane, SMU at Tulsa	11-16-08
15	Erica Berggren, USF at Cincinnati	10-15-95
14	Stephanie Feulner, SLU vs. DePaul	11-10-95
13	Alexis Cooley, SLU at Tulane	10-8-04
	Shameka Mitchell, USF vs. Houston	10-25-03
12	Lucy Charuk, HOU vs. UCF	10-17-08
	Cassandra Burruel, UTEP at Marshall	10-10-09
	Tessa Kuykendall, RICE vs. Houston	11-10-05
	Deva Fowler, TLN vs. Saint Louis	10-8-04
	Jenn Brown, MAR vs. Houston	10-22-04
	Jennifer Hoffman, LOU at Memphis	10-31-03
	Bonny Glover, USF vs. Cincinnati	11-15-03
	Hailey Isham, UAB vs. Marquette	10-27-95
	Laura Risley, SLU vs. Cincinnati	11-16-96

TOTAL BLOCKS

21	Erica Berggren, USF at Cincinnati	10-15-95
17	Kendra Kahane, SMU at Tulsa	11-16-08
16	Janet Goreham, DPU vs. Tulane	11-6-04
	Deva Fowler, TLN vs. Saint Louis	10-8-04
15	Natalie Peters, SMU at Rice	10-8-05
14	Erin Rice, HOU at Tulane	10-13-06
	Jenn Brown, MAR vs. Houston	10-22-04
	Shameka Mitchell, USF vs. Houston	10-25-03

TEAM C-USA MATCHES

HITTING PERCENTAGE

.536	Cincinnati vs. TCU	11-8-03
.491	Houston at Marquette	10-13-96
.478	USF at DePaul	10-27-96
.473	Tulane vs. UCF	10-19-07
.469	Tulane at SMU	10-12-08
.463	Tulane at East Carolina	10-22-10
.462	TCU vs. USF	10-29-04
	Louisville vs. Marquette	11-4-00
.456	Cincinnati at East Carolina	10-18-03
	Houston vs. Charlotte	11-10-96
.450	TCU vs. East Carolina	11-15-03

KILLS

98	Cincinnati vs. USF	10-15-95
93	Cincinnati vs. Saint Louis	11-16-96
92	Tulsa vs. UTEP	10-14-05
	Southern Miss at DePaul	10-26-97
	Houston at DePaul	10-25-00
91	Saint Louis vs. Cincinnati	11-16-96
90	Rice vs. East Carolina	10-21-05
	Memphis vs. TCU	11-11-04
	USF at Cincinnati	10-15-95
	Southern Miss vs. Memphis	10-1-00

ATTEMPTS

271	Houston vs. USF	9-19-97
270	Cincinnati vs. USF	10-15-95
265	Tulsa vs. UTEP	10-14-05
263	USF vs. Houston	9-19-00

258	Southern Miss at Saint Louis	11-15-03
257	Saint Louis vs. Southern Miss	11-15-03
248	Houston at USF	9-19-00
246	Houston at DePaul	10-15-00
244	Rice at Houston	10-4-06
243	Rice at Southern Miss	10-8-06

ASSISTS

89	Cincinnati vs. USF	10-15-95
87	Memphis vs. TCU	11-11-04
85	Cincinnati at Saint Louis	11-16-96
84	Tulsa vs. UTEP	10-14-05
	Marquette at Saint Louis	10-30-04
	Saint Louis vs. Southern Miss	11-15-03
83	Rice vs. East Carolina	10-21-05
82	DePaul vs. Memphis	10-27-01
	Louisville at Tulane	10-13-96

SERVICE ACES

18	UAB at Southern Miss	10-2-05
	USF vs. UAB	10-2-01
	UAB at Marquette	10-27-96
17	Memphis at UAB	9-21-01
	DePaul at Charlotte	10-13-95
	Marshall vs. Memphis	10-14-07
16	UAB at Charlotte	10-18-96

DIGS

126	Houston vs. USF	9-19-97
125	Rice at SMU	10-23-09
121	DePaul vs. Houston	10-15-00
120	Tulsa at Rice	10-29-06
	Rice vs. UTEP	10-1-06
	Saint Louis vs. Southern Miss	11-15-03
119	Rice vs. Southern Miss	10-8-06
118	Houston at DePaul	10-15-00
	Rice at Houston	10-4-06
116	Tulsa vs. UTEP	10-14-05
	DePaul vs. UAB	9-24-99
9	UCF at SMU	10-29-10
8	DePaul vs. Houston	10-23-04
	Marshall at Memphis	11-3-06
	Houston vs. USF	10-18-96
	Louisville vs. Memphis	9-27-96
	USF at Cincinnati	10-15-95

BLOCK ASSISTS

40	USF at Cincinnati	10-15-95
39	Marquette vs. Cincinnati	10-6-95
38	UTEP at Marshall	10-18-09
37	Tulane vs. Saint Louis	10-8-04
	Houston vs. Marshall	11-17-06
36	Tulane at Memphis	10-31-10
	SMU vs. Tulsa	11-14-09
	UAB vs. Southern Miss	11-1-09
	Charlotte vs. Houston	10-9-04
	UAB vs. Tulsa	11-18-06
	Saint Louis vs. Cincinnati	11-16-96
	Saint Louis vs. DePaul	11-10-95

TOTAL BLOCKS

28	USF at Cincinnati	10-15-95
26	USF vs. Houston	10-25-03
24.5	Tulane vs. Saint Louis	10-8-04
24	Cincinnati vs. Louisville	11-18-95
23	Tulane at Cincinnati	10-26-03
22.5	DePaul vs. Saint Louis	11-11-00
22	Cincinnati at Memphis	11-1-03
	Saint Louis vs. Cincinnati	10-19-01
21.5	Louisville at Memphis	10-31-03
21	UTEP at Tulsa	10-14-05
	Marquette vs. Houston	10-22-04
	Cincinnati vs. Tulane	10-26-03





INDIVIDUAL - ALL MATCHES

HITTING PERCENTAGE (minimum 3.0 attacks per set)

.467	Anastasia Yartseva, LOU	2003
.452	Anastasia Yartseva, LOU	2004
.437	Jen Linder, TLN	2006
.436	Jennifer Hoffman, LOU	2004
.421	Jen Linder, TLN	2008
.413	Jalicia Ross, MAR	2008
	Shelby Burton, MEM	2006
.409	Erica Berggren, USF	1996
.401	Jen Linder, TLN	2007
.395	Erica Berggren, USF	1995
.388	Hannah Stout, TLS	2009
.386	Chrissy Smith, CIN	1996
.383	Shelby Burton, MEM	2007

KILLS

760	Michelle Collier, USF (121 sets)	2000
738	Michelle Collier, USF (131)	2002
710	Tyler Henderson, TLS (114)	2010
692	Britney Hurst, TLN (127)	2002
680	Aida Antanaviciute, SLU (109)	2004
	Paula Araujo, USF (126)	1997
670	Monique Swaby, MEM (118)	1995
668	Tonya Larson, UAB (132)	1996
	Kelly-Anne Billings, MAR (101)	2006
663	Tonya Larson, UAB (128)	1997
656	Ivana Bozic, UAB (134)	2006

KILLS PER SET

6.61	Kelly-Anne Billings, MAR	2006
6.28	Michelle Collier, USF	2000
6.27	Jennifer Wittenburg, HOU	2001
6.24	Aida Antanaviciute, SLU	2004
6.23	Tyler Henderson, TLS (114)	2010
6.16	Jennifer Wittenburg, HOU	2000
5.68	Michelle Collier, USF	1998
	Monique Swaby, MEM	1995
5.63	Michelle Collier, USF	2002
5.58	Kelly-Anne Billings, MAR	2005
5.51	Justine Farmer, HOU	2007

ATTEMPTS

1,723	Michelle Collier, USF (131 sets)	2002
	Tonya Larson, UAB (132)	1996
1,680	Monique Swaby, MEM (118)	1995
1,663	Tosha Barnicoat, USM (129)	1997
1,605	Tonya Larson, UAB (128)	1997
1,568	Paula Araujo, USF (126)	1997
1,529	Aida Antanaviciute, SLU (109)	2004
1,472	Tyler Henderson, TLS (114)	2010
1,469	Kelly McAnelly, HOU (119)	2004
1,415	Julie DuPont, CIN (117)	2004
1,413	Jenny Tanneberger, HOU (116)	2002

ASSISTS

1,830	Heather Watts, MEM (136 sets)	2004
1,792	Heather Watts, MEM (135)	2003
1,753	Alessandra Domingos, USF (132)	2002
1,739	Nevena Stefanov, UAB (130)	2006
1,723	Kara Jakusz, DPU (126)	2000
	Beth Herman, CIN (126)	1996
1,692	Laura Cote, MEM (130)	2006
1,680	Sarah Runka, USF (123)	1997
1,677	Kara Jakusz, DPU (122)	2001
1,671	Annie Gant, CIN (122)	1999
1,642	Elizabeth Fleming, MAR (123)	2007
1,617	Laura Cote, MEM (128)	2007
1,601	Melanie Mueller, USF (116)	2000

ASSISTS PER GAME

13.87	Laura Lauder, CIN	2003
13.82	Lelia Roberts, SLU	1998
	Anne Kordes, CIN	1995
13.80	Melanie Mueller, USF	2000
13.77	Katie Stein, MAR	2005
13.75	Kara Jakusz, DPU	2001
13.71	Annie Gant, CIN	1999
13.67	Kara Jakusz, DPU	2000
	Beth Herman, CIN	1996
13.66	Sarah Runka, USF	1997

SERVICE ACES

97	Amie Hamilton, MEM (116 sets)	2001
78	Christen Clayton, MEM (136)	2004
73	Shelby Burton, MEM (129)	2006
72	Tonya Larson, UAB (130)	1995
70	Michelle Collier, USF (131)	2002
	Ivana Bozic, UAB (134)	2006
	Sara Radosevic, TLN (117)	2007
69	Kristin Shircliff, LOU (140)	1995
66	Tonya Larson, UAB (132)	1996
65	Jessica Oldenburg, CHA (116)	2004
	Tara Johansen, DPU (118)	1996

SERVICE ACES PER SET

0.84	Amie Hamilton, MEM	2001
0.63	Ivana Bozic, UAB	2005
0.62	Michelle Collier, USF	2001
0.60	Sara Radosevic, TLN	2007
0.57	Christen Clayton, MEM	2004
	Shelby Burton, MEM	2006
	Ivana Bozic, UAB	2007
0.56	Jessica Oldenburg, CHA	2004
0.55	Lorin Lukas, UCF	2006
	Katie Stein, MAR	2005
	Tara Johansen, DPU	1996
	Tonya Larson, UAB	1995

DIGS

698	Tracey Lam, RICE (121 sets)	2010
	Jaci Gonzalez, HOU (121)	2004
691	Jaci Gonzalez, HOU (113)	2005
675	Malorey Grove, TLS (134)	2007
641	Christen Clayton, MEM (130)	2006
635	Jessica Adams, TLS (121)	2009
633	Tracey Lam, RICE (115)	2009
632	Elsa Reyes, UTEP (123)	2006
611	Candice Davis, SMU (113)	2007
609	Jenn Miller, TLN (115)	2007
607	Heather Thomas, UAB (118)	2010
606	Tosha Barnicoat, USM (129)	1997
601	Talaya Whitfield, TCU (118)	2004
593	Trish Ladusaw, CIN (126)	2000

DIGS PER SET

6.12	Jaci Gonzalez, HOU	2005
5.77	Tracey Lam, RICE	2010
	Jaci Gonzalez, HOU	2004
5.54	Kelli Dickson, TLN	2005
5.50	Tracey Lam, RICE	2009
5.41	Candice Davis, SMU	2007
5.30	Jenn Miller, TLN	2007
5.25	Jessica Adams, TLS	2009
5.17	Jenn Miller, TLN	2006
5.14	Heather Thomas, UAB	2010
	Elsa Reyes, UTEP	2006
5.09	Talaya Whitfield, TCU	2004
5.04	Tracey Lam, RICE	2008
	Malorey Grove, TLS	2007
4.93	Christen Clayton, MEM	2006

BLOCKS

210	Julie Tretten, SLU (137 sets)	1996
191	Stephanie Feulner, SLU (142)	1995
183	Jennifer Hoffman, LOU (109)	2004
	Laura Riskey, SLU (128)	1999
178	Julie Donelon, TLN (121)	1996
173	Emily Underwood, MEM (119)	2008
	Deva Fowler, TLN (116)	2003
171	Shelby Burton, MEM (128)	2007
	Erica Berggren, USF (109)	1995
170	Stephanie Meinig, CIN (124)	1999
169	Janet Goreham, DPU (116)	2004
	Julie Donelon, TLN (118)	1995

BLOCK SOLOS

49	Stephanie Feulner, SLU (142 sets)	1995
47	Julie Tretten, SLU (137)	1996
46	Janet Goreham, DPU (116)	2004
39	Angela Busch, CHA (112)	1995
	Jaime Bielenda, CHA (113)	1995
37	Sonya Gubaidalina, LOU	1998
	Julie Donelon, TLN (121)	1996
	Christa Dirr, DPU (121)	2000
36	Sam Serley, UAB (118)	2010

BLOCK ASSISTS

163	Julie Tretten, SLU (137 sets)	1996
154	Laura Riskey, SLU (128)	1999
153	Emily Underwood, MEM (119)	2008
152	Stephanie Bishop, DPU (125)	1999
151	Jennifer Hoffman, LOU (109)	2004
146	Courtney Manning, SMU (121)	2010
	Deva Fowler, TLN (116)	2003
	Chrissy Smith, CIN (126)	1997
145	Rachel Torblaa, CIN (113)	2002
142	Terri Steeb, UAB (129)	1996
	Stephanie Feulner, SLU (142)	1995

BLOCKS PER SET

1.68	Jennifer Hoffman, LOU	2004
1.57	Erica Berggren, USF	1995
1.54	Courtney Williams, HOU	1998
1.53	Julie Tretten, SLU	1996
1.49	Deva Fowler, TLN	2003
1.48	Erica Berggren, USF	1996
1.47	Julie Donelon, TLN	1996
1.46	Janet Goreham, DPU	2004
	Rachel Torblaa, CIN	2002

POINTS

766.5	Ivana Bozic, UAB (134 sets)	2006
760.0	Tyler Henderson, TLS (114)	2010
743.0	Aida Antanaviciute, SLU (109)	2004
738.5	Kelly-Anne Bilingy, MAR (101)	2006
737.0	Kelley Wernert, ECU (124)	2007
720.0	Fabiola Nepomuceno, TLS (134)	2007
712.0	Justine Farmer, HOU (133)	2006
687.5	Shelby Burton, MEM (129)	2006
686.5	Sara Radosevic, TLN (117)	2007
668.5	Justin Farmer, HOU (110)	2007
661.5	Kelly-Anne Bilingy, MAR (110)	2007

POINTS PER SET

7.31	Kelly-Anne Bilingy, MAR	2006
6.82	Aida Antanaviciute, SLU	2004
6.67	Tyler Henderson, TLS (114)	2010
6.27	Kelly-Anne Bilingy, MAR	2005
6.24	Sara Radosevic, TLN	2006
6.08	Justin Farmer, HOU	2007
6.01	Kelly-Anne Bilingy, MAR	2007
5.94	Kelley Wernert, ECU	2007
5.93	Sara Radosevic, TLN	2005
5.87	Sara Radosevic, TLN	2007
5.72	Ivana Bozic, UAB	2006

Bold denotes returning players.



TEAM ALL MATCHES

HITTING PERCENTAGE

.313	Louisville	2004
.290	Louisville	2003
.289	Tulsa	2010
.276	Marshall	2005
	Louisville	1998
.273	Cincinnati	2003
.272	Louisville	2000
.271	Memphis	2006
.270	Louisville	2002
.268	Tulane	2007
.265	Cincinnati	2002

KILLS

2,270	USF (136 sets)	2002
2,240	Memphis (135)	2003
2,170	DePaul (129)	2001
2,127	UAB (139)	2006
2,097	Houston (137)	2006
2,088	Saint Louis (142)	1995
2,067	Saint Louis (128)	1999
2,054	Memphis (130)	2006
2,051	Cincinnati (124)	1999
2,044	DePaul (126)	2000

KILLS PER SET

17.10	Cincinnati	2003
17.03	Louisville	2002
17.02	Louisville	2000
16.99	Tulane	2007
16.90	Louisville	1998
16.89	Louisville	1996
16.84	Louisville	2004
16.83	USF	2000
16.82	DePaul	2001
16.69	USF	2002
	Cincinnati	1995

ASSISTS

2,076	USF (136 sets)	2002
2,037	Memphis (135)	2003
2,034	Memphis (136)	2004
1,993	DePaul (129)	2001
1,958	Houston (137)	2006
1,955	UAB (139)	2006
1,897	Memphis (130)	2006
1,893	Tulane (120)	2007
1,892	USF (126)	1997
1,891	Saint Louis (128)	1999

ASSISTS PER SET

15.77	Tulane	2007
15.59	Houston	1998
15.58	USF	2002
15.57	Cincinnati	2003
15.47	USF	2000
15.45	DePaul	2001
15.33	Louisville	2003
15.26	USF	2002
15.25	Louisville	2004
15.24	Louisville	1998
15.23	Marshall	2005

SERVICE ACES

336	UAB (139 sets)	2006
309	UAB (134)	1995
305	Saint Louis (142)	1995
296	Cincinnati (116)	1995
286	Charlotte (122)	2004
285	Memphis (136)	2004
284	Memphis (130)	2006
279	Memphis (116)	2001
278	Memphis (135)	2003
	UAB (132)	1996
265	DePaul (126)	1996

SERVICE ACES PER SET

2.55	Cincinnati	1995
2.42	UAB	2006
2.41	Memphis	2001
2.34	Charlotte	2004
2.31	UAB	1995
2.18	Memphis	2006
2.16	Marquette	1996
2.15	Saint Louis	1995
2.14	TCU	2004
2.11	UAB	1996

DIGS

2,573	Cincinnati (130 sets)	1998
2,523	DePaul (129)	1999
2,469	Tulsa (134)	2007
2,389	Houston (137)	2006
2,387	Southern Miss (129)	1997
2,379	DePaul (126)	2000
2,353	Rice (130)	2006
2,340	USF (121)	2000
2,305	Louisville (119)	1995
2,286	USF (121)	1999

DIGS PER SET

19.79	Cincinnati	1998
19.56	DePaul	1999
19.37	Louisville	1995
19.34	USF	2000
19.25	Houston	1998
19.21	Rice	2007
19.03	SMU	2007
18.89	USF	1999
18.88	Houston	2002
	DePaul	2000

BLOCKS

427	Saint Louis (141 sets)	1996
384.5	Louisville (120)	2000
372.5	UAB (134)	1995
370	Louisville (110)	2004
366	UAB (128)	1997
360	Tulane (125)	1997
	Tulane (126)	1996
354	Houston (117)	1998

BLOCK ASSISTS

646	Saint Louis (141 sets)	1996
608	Tulane (125)	1997
583	Cincinnati (126)	1997
564	Louisville (110)	2004
558	Cincinnati (126)	2000
547	SMU (121)	2010
545	Tulane (126)	1996
537	Saint Louis (128)	1999
533	Tulane (116)	2003
	Cincinnati (115)	2003
	UAB (128)	1997

BLOCK SOLOS

136	Louisville (119 sets)	1995
127	Louisville (120)	1998
125	UAB (134)	1995
123	Louisville (120)	2000
113	DePaul (129)	1999
106	Saint Louis (142)	1995
105	Charlotte (113)	1995
104	Saint Louis (141)	1996

BLOCKS PER SET

3.36	Louisville	2004
3.20	Louisville	2000
3.03	Houston	1998
	Saint Louis	1996
2.91	Charlotte	1995
2.90	Tulane	2003
2.89	Cincinnati	2002
2.88	Tulane	1997
	Tulane	1995
2.86	UAB	1997





INDIVIDUAL C-USA MATCHES

HITTING PERCENTAGE (MIN. 3.0 ATT P/SET)

Table with 3 columns: Rank, Player Name, Year. Includes players like Benny Flynn, Anastasia Yartseva, Jen Linder, etc.

KILLS

Table with 3 columns: Rank, Player Name, Year. Includes players like Kelly-Anne Billings, Tyler Henderson, Michelle Collier, etc.

KILLS PER SET

Table with 3 columns: Rank, Player Name, Year. Includes players like Jennifer Wittenburg, Kelly-Anne Billings, Michelle Collier, etc.

ATTACKS

Table with 3 columns: Rank, Player Name, Year. Includes players like Kelly-Anne Billings, Tonya Larson, Tyler Henderson, etc.

ASSISTS

Table with 3 columns: Rank, Player Name, Year. Includes players like Kelli Bacerra, Jordan Clappitt, Kara Jakusz, etc.

ASSISTS PER SET

Table with 3 columns: Rank, Player Name, Year. Includes players like Lelia Roberts, Erin Ludeke, Anne Kordes, etc.

SERVICE ACES

Table with 3 columns: Rank, Player Name, Year. Includes players like Amie Hamilton, Michelle Collier, Sara Radosevic, etc.

SERVICE ACES PER SET

Table with 3 columns: Rank, Player Name, Year. Includes players like Michelle Collier, Haylee Red, Andrea Martins, etc.

DIGS

Table with 3 columns: Rank, Player Name, Year. Includes players like Tracey Lam, Lisa Knecht, Heather Thomas, etc.

DIGS PER SET

Table with 3 columns: Rank, Player Name, Year. Includes players like Jaci Gonzalez, Tracey Lam, Candice Davis, etc.

BLOCKS

Table with 3 columns: Rank, Player Name, Year. Includes players like Courtney Manning, Lucy Charuk, Liz Kritza, etc.

Table with 3 columns: Rank, Player Name, Year. Includes players like Janet Goreham, Julie Donelon, Lucy Charuk, etc.

BLOCK SOLOS

Table with 3 columns: Rank, Player Name, Year. Includes players like Janet Goreham, Christa Dirr, Natalie Peters, etc.

BLOCK ASSISTS

Table with 3 columns: Rank, Player Name, Year. Includes players like Courtney Manning, Laura Risley, Kiz Kritza, etc.

BLOCKS PER SET

Table with 3 columns: Rank, Player Name, Year. Includes players like Erica Berggren, Stephanie Feulner, Janet Goreham, etc.

POINTS

Table with 3 columns: Rank, Player Name, Year. Includes players like Kelly-Anne Billings, Tyler Henderson, Justine Farmer, etc.

POINTS PER SET

Table with 3 columns: Rank, Player Name, Year. Includes players like Kelly-Anne Billings, Aida Antanaviciute, Kelly-Anne Billings, etc.

Bold denotes returning players.

TEAM C-USA MATCHES

HITTING PERCENTAGE

.321	Louisville	2003
.319	Louisville	2004
.311	Marshall	2005
.304	Tulsa	2010
.294	Tulane	2008
.292	USF	2002
.288	Louisville	1995
.287	Louisville	1998
.284	Marshall	2007
.282	Tulane	2007
.276	Cincinnati	2004
.274	TCU	2004

KILLS

1,072	Louisville (60 sets)	2000
1,065	Rice (72)	2006
1,051	Saint Louis (64)	1999
1,047	DePaul (64)	2001
1,046	Rice (78)	2010
1,037	Louisville (62)	2001
1,033	DePaul (65)	2000
1,028	Tulsa (67)	2010
1,024	Houston (61)	1997
1,022	Southern Miss (75)	2010
1,018	Cincinnati (62)	1998
1,013	Tulane (62)	2006
1,011	Houston (75)	2010
1,011	DePaul (63)	1999
1,001	Saint Louis (58)	1998
1,000	Marshall (75)	2010

KILLS PER SET

17.87	Louisville	2000
17.69	Tulane	2007
17.58	USF	2002
17.54	Marshall	2005
17.31	Louisville	1997
17.28	Cincinnati	1999
17.26	Saint Louis	1998
17.22	Cincinnati	2003
17.20	Louisville	2003
17.11	USF	2001

ASSISTS

992	Rice (72 sets)	2006
988	Rice (78)	2010
967	Louisville (60)	2000
965	Southern Miss (75)	2010
965	Saint Louis (64)	1999
962	DePaul (64)	2001
949	Tulsa (67)	2010
946	Tulane (62)	2006
945	Houston (61)	1997
944	Louisville (62)	2001
943	Houston (75)	2010
925	Cincinnati (62)	1998
919	DePaul (65)	2000
918	USF (59)	2000

ASSISTS PER SET

16.60	Tulane	2007
16.12	Louisville	2000
16.02	Marshall	2005
	USF	2002
15.82	Louisville	1997
15.56	USF	2000
15.54	Louisville	2002
15.50	Houston	1998
	Saint Louis	1998
15.49	Houston	1997

SERVICE ACES

141	Marshall (59 sets)	2007
128	UAB (63)	2006
126	UAB (58)	2005
122	Memphis (78)	1.56
118	USF (54)	2001
	Marquette (56)	1996
117	Tulsa (59)	2006
116	Memphis (64)	2006
115	Memphis (63)	1997
114	Memphis (62)	2001
111	TCU (51)	2004
110	Rice (63)	2007

SERVICE ACES PER SET

2.39	Marshall	2007
2.37	USF	1996
2.19	USF	2001
2.18	TCU	2004
2.17	UAB	2005
2.16	Cincinnati	1995
2.11	Marquette	1996
2.10	Houston	1996
2.08	Marshall	2005
2.06	Cincinnati	1996

DIGS

1,443	SMU (82 sets)	2010
1,381	Rice (72)	2006
1,379	DePaul (63)	1999
1,312	Rice (78)	2010
1,279	USF (62)	1999
1,277	Southern Miss (75)	2010
1,246	Rice (63)	2007
1,240	Cincinnati (62)	1998
1,220	SMU (64)	2007
1,214	DePaul (65)	2000
1,205	UAB (74)	2010
1,199	Marshall (75)	2010
1,189	Saint Louis (58)	1998
1,183	Tulsa (63)	2007
1,172	Charlotte (62)	1999

DIGS PER SET

21.89	DePaul	1999
20.63	USF	1999
20.50	Saint Louis	1998
20.00	Cincinnati	1998
19.87	USF	1997
19.78	Rice	2007
19.54	Louisville	1995
19.47	USF	1998

BLOCKS

210	SMU (82 sets)	2010
197	Houston (61)	1997
195	Tulane (59)	1997
190	UAB (74)	2010
187.5	Saint Louis (64)	1999
184	UCF (75)	2010
183	Houston (54)	1998
182	Houston (75)	2010
180	Cincinnati (62)	1997
177.5	Louisville (60)	2000
176.5	Rice (63)	2007
176	UTEP (60)	2009
173	Saint Louis (54)	1996
172.5	SMU (61)	2006
172	SMU (58)	2009

BLOCK SOLOS

75	Louisville (58 sets)	1998
63	DePaul (63)	1999
60	USF (54)	2001
58	DePaul (65)	2000
55	USF (62)	1999
54	UCF (75)	2010
54	Houston (59)	2001
52	Saint Louis (64)	2000
	Houston (54)	1998
51	Louisville (60)	2000
50	UAB (74)	2010
49	SMU (56)	2005
	Houston (61)	1997
	Marshall (62)	2006

BLOCK ASSISTS

369	SMU (82 sets)	2010
335	Tulane (59)	1997
309	Cincinnati (62)	1997
300	UTEP (60)	2009
299	SMU (58)	2009
	Houston (61)	1997
297	Rice (63)	2007
290	Houston (75)	2010
280	UAB (74)	2010
278	UTEP (67)	2010
277	Louisville (62)	2001
273	Tulane (73)	2010
269	SMU (61)	2006
268	Southern Miss (59)	1997
267	Memphis (57)	2008
	Saint Louis (54)	1996

BLOCKS PER SET

3.46	Louisville	2004
3.39	Houston	1998
3.30	Tulane	1997
	UAB	1995
3.28	Cincinnati	2003
3.22	Houston	1997
3.19	Saint Louis	1996



**FRESHMAN****Hitting Percentage***(Minimum five attempts per match/three per set for season)*

Match	.889	Jaime Walters, DPU, vs. Chicago State (8K-0E-9TA)	9-21-95
Season	.467	Anastasia Yartseva, LOU (147K-32E-246TA)	2003

Kills

Match	37	Michelle Collier, USF, vs. Louisville	11-22-98
Season	642	Michelle Collier, USF	1998

Assists

Match	84	Beth Middendorf, SLU, vs. Eastern Illinois	9-21-99
		Jennifer Witte, TLN, vs. SW Louisiana	9-22-98
Season	1,642	Elizabeth Fleming, MAR	2007

Service Aces

Match	9	Nancy Nellans, MEM, vs. Arkansas State	9-6-02
		Julie DuPont, CIN, vs. UW-Milwaukee	11-11-01
		Laura Cote, MEM vs. UAPB	9-2-05
Season	69	Kristin Shircliff, SLU	1995

Digs

Match	35	Amanda Carlson, HOU vs. Tulsa	11-11-07
		Brittany Stowers, UTEP at Tulsa	10-14-05
		Jenn Miller, TLN at Dayton	9-15-06
Season	635	Jessica Adams, TLS	2009

Blocks

Match	15	Natalie Petes, SMU at Rice	10-8-05
Season	151	Natalie Peters, SMU	2005

Points

Match	40.5	Sara Radosevic, TLN at Tulsa (34K-4SA-0BS-5BA)	11-18-05
Season	587.0	Tyler Henderson, TLS (554K-0SA-13BS-40BA)	2009

SOPHOMORE**Hitting Percentage***(Minimum five attempts per match/three per set for season)*

Match	.923	Tonya Larson, UAB, vs. Jacksonville State (12K-0E-13TA)	11-3-95
Season	.452	Anastasia Yartseva, LOU (261K-61E-442TA)	2004

Kills

Match	45	Tyler Henderson, TLS at SMU	10-6-10
Season	760	Michelle Collier, USF	2000

Assists

Match	89	Kara Jakusz, DPU, vs. Illinois-Chicago	10-13-99
Season	1,739	Nevena Stefanov, UAB	2006

Service Aces

Match	9	Lindsay Carnohan, UAB, at DePaul	11-7-03
		Ivana Bozic, UAB at Northwestern State	9-16-06
Season	78	Christen Clayton, MEM	2004

Digs

Match	39	Tracey Lam, Rice vs. UAB	11-7-08
Season	632	Elsa Reyes, UTEP	2006

Blocks

Match	13	Martha Meyer, MAR, vs. Cincinnati	10-6-95
Season	173	Emily Underwood, Memphis	2008

Points

Match	49.0	Tyler Henderson, TLS (45K-1SA-2BS-2BA) at SMU	10-6-10
Season	766.5	Ivana Bozic, UAB (656K-70SA-19BS-43BA)	2006

Bold denotes active players.

JUNIOR**Hitting Percentage***(Minimum five attempts per match/three per set for season)*

Match	.867	Natalie Bogan, Rice vs. Louisiana-Lafayette (13K-0E-15A)	8-29-08
Season	.436	Jennifer Hoffman, LOU (239K-49E-436TA)	2004

Kills

Match	45	Aida Antanaviciute, SLU, vs. Tulane	10-8-04
Season	680	Aida Antanaviciute, SLU	2004

Assists

Match	88	Liz Egasti, MAR, vs. Cincinnati	11-5-99
		Kara Jakusz, DPU, vs. Tulsa	9-11-00
Season	1,792	Heather Watts, MEM	2003

Service Aces

Match	10	Kassiana Urnau, Tulsa at St. Peter's	9-15-06
		Michelle Collier, USF, vs. New Orleans	9-23-01
Season	120	Lisa Newell, CHA	2004

Digs

Match	43	Jaci Gonzalez, HOU, at Alabama	11-26-04
Season	698	Jaci Gonzalez, HOU	2004

Blocks

Match	21	Erica Berggren, USF, at Cincinnati	10-15-95
Season	210	Julie Tretten, SLU	1996

Points

Match	47.0	Aida Antanaviciute, SLU, at Tulane (45K-0SA-0BS-4BA)	10-8-04
Season	743.0	Aida Antanaviciute, SLU (680K-20SA-9BS-68BA)	2004

SENIOR**Hitting Percentage***(Minimum five attempts per match/three per set for season)*

Match	1.000	Stephanie Storen, LOU, vs. Kentucky (6K-0E-6TA)	9-7-96
Season	.421	Jen Linder, TLN (208K-43E-392TA)	2008

Kills

Match	41	Jenny Tanneberger, HOU, at Saint Louis	10-12-02
Season	680	Paula Araujo, USF	1997

Assists

Match	81	Heather Watts, MEM, vs. TCU	11-11-04
Season	1,830	Heather Watts, MEM	2004

Service Aces

Match	12	Kate Juedes, USM, vs. Alcorn	10-5-04
Season	97	Amie Hamilton, MEM	2001

Digs

Match	42	Jessica Sippy, SLU, at Cincinnati	10-9-98
Season	698	Tracey Lam, RICE	2010

Blocks

Match	16	Janet Goreham, DPU, vs. Tulane	11-6-04
		Deva Fowler, TUL, vs. Saint Louis	10-8-04
		Stephanie Feulner, SLU, vs. DePaul	11-10-95
Season	191	Stephanie Feulner, SLU	1995

Points

Match	39.0	Kelly-Anne Billings, MAR vs. Tulsa (35K-5SA-0BS-2BA)	11-17-07
Season	661.5	Kelly-Anne Billings, MAR (567K-50SA-15BS-59BA)	2007



2010 30-DIG CLUB

Date	Player / Opp.	#
9-11	Sidney Stewart, SMU vs. Sacramento St	39
9-11	Tracey Lam, Rice at North Carolina	37
10-3	Lisa Knecht, USM at SMU	35
10-23	Sidney Stewart, SMU at Houston	34
10-15	Lisa Knecht, USM vs. UCF	34
11-20	Tracey Lam, Rice at SMU	33
11-19	Sidney Stewart, SMU vs. Houston	33
11-6	Tracey Lam, Rice vs. UAB	33
8-27	Amanda Carson, HOU vs. McNeese State	33
10-15	Tracey Lam, Rice at UAB	32
9-10	Lisa Knecht, USM vs. La. Lafayette	32
11-27	Tracey Lam, Rice vs. Houston	31
9-18	Meredith Murhpy, UCF at Chattanooga	31
11-5	Tracey Lam, Rice vs. Memphis	30
10-9	Amanda Carson, HOU vs. Southern Miss	30
9-17	Tracey Lam, Rice vs. Arkansas State	30
9-17	Amanda Carson, HOU at La Tech	30
9-11	Heather Thomas, UAB at Arkansas	30

25-KILLS LIST

Date	Player / Opp.	#
10-6	Tyler Henderson, TLS at SMU	45
10-17	Elizabeth Herman, MAR vs. SMU	30
10-29	Altrese Hawkins, MEM vs. Southern Miss	29
12-3	Tyler Henderson, TLS vs. #15 LSU	26
11-12	Melissa Toth, UTEP vs. SMU	26
10-29	Kristin Fisher, UCF at SMU	26
10-22	Tyler Henderson, TLS at Houston	26
10-22	Kristin Fisher, UCF vs. UAB	26
9-17	Tyler Henderson, TLS at North Dakota St	26
9-4	Ashley Mell, USM at Miami	26
8-28	Tyler Henderson, TLS vs. Milwaukee	26
10-22	Elizabeth Herman, MAR at Southern Miss	25
10-1	Izabela Grot, TLN vs. SMU	25
9-25	Tyler Henderson, TLS at Memphis	25
9-18	Kristin Fisher, UCF at Chattanooga	25
9-10	Halie Ecker, USM at Mississippi	25

55-ASSISTS LIST

Date	Player / Opp.	#
10-6	Jordan Clampitt, TLS at SMU	70
10-1	Mel Mandelbaum, TLN vs. SMU	65
9-11	Alison Woods, UAB at Arkansas	64
8-28	Jordan Clampitt, TLS vs. Milwaukee	64
10-3	Kelsea Seymour, USM at SMU	63
11-20	Meredith Schamun, Rice at SMU	62
9-10	Kelsea Seymour, USM at Mississippi	61
9-11	Rachel Vukson, UCF vs. Jacksonville	61
11-27	Jordan Clampitt, TLS vs. SMJ	60
11-12	Malia Patterson, UTEP vs. SMU	58
10-29	Hajnalka Molnar, MEM vs. Southern Miss	58
10-22	Kelsea Seymour, USM vs. Marshall	58
12-3	Jordan Clampitt, TLS vs. #15 LSU	57
10-22	Rachel Vukson, UCF vs. UAB	57
10-15	Kelsea Seymour, USM vs. UCF	57
10-15	Alison Woods, UAB vs. Rice	57
11-14	Elizabeth Fleming, MAR at Houston	56
10-22	Elizabeth Fleming, MAR at Southern Miss	56
10-17	Mel Mandelbaum, TLN vs. UCF	56
8-27	Amber Brooks, HOU vs. McNeese State	56
11-14	Amber Brooks, HOU vs. Marshall	55
10-31	Alison Woods, UAB vs. Southern Miss	55
10-6	Kelli Becerra, SMU vs. Tulsa	55
9-17	Jordan Clampitt, TLS at North Dakota St	55
9-4	Kelsea Seymour, USM at MTSU	55

10-BLOCKS LIST

Date	Player / Opp.	#
11-14	Lucy Charuk, HOU vs. Marshall	11
10-31	Cori Martone, TLN at Memphis	11
9-3	Kelly Derby, ECU at Rutgers	11
11-12	Jessica Oliver, SMU vs. UTEP	10
11-12	Courtney Manning, SMU at UTEP	10
11-6	Michelle Uzoh, UAB at Rice	10
11-5	Cori Martone, TLN at UCF	10
10-29	Sarah Jane Bowden, USM at Memphis	10
10-15	Chandace Tryon, HOU at Memphis	10
10-9	Cassandra Burrue, UTEP Marshall	10
9-18	Hannah Allgood, ECU vs. Binghamton	10
8-27	Caitlin Adair, SMU vs. Butler	10

WIN STREAKS*Overall*

30	Tulsa	2010
22	Louisville	2004
20	USF	2000
17	USF	1997
16	Tulane	2008
	UAB	2008
	Cincinnati	2001
15	Louisville	2003
	Saint Louis	1998
	Cincinnati	1996
14	Cincinnati	2003
	Memphis	2003
	Houston	1996
	USF	1995
13	Tulane	2003
	Louisville	2000 & 1996
	USF	1996
	UAB	2006
12	Tulsa	2008 & 2009
	Marshall	2005
	Cincinnati	2002
	Louisville	1999

C-USA MATCHES*Regular Season*

20	Tulsa	2010
15	USF	1997
14	Cincinnati	2003
	Memphis	2003
13	Tulane	2008
	Louisville	2004
12	UAB	2008
	USF	2002
	Louisville	1995
11	Tulsa	2009
10	Cincinnati	2002
	Louisville	1998
	Houston	1996
9	Marshall	2007
	Marshall	2005
	Houston	1997
	Louisville	1996

MOST WINS**SINGLE SEASON OVERALL**

31	Tulsa (31-3)	2010
30	Louisville (30-3)	2004
	Memphis (30-6)	2003
	USF (30-7)	2002
29	Louisville (29-5)	1998
	Louisville (29-6)	1995
	Saint Louis (29-10)	1995
28	Tulane (28-6)	2008
	Tulane (28-6)	2007
	Louisville (28-6)	2002
	USF (28-6)	2000
	Cincinnati (28-7)	1999
27	Southern Miss (27-5)	2009
	Tulsa (27-9)	2007
	Memphis (27-10)	2004
	Cincinnati (27-6)	2003
	Southern Miss (27-6)	2003
	USF (27-5)	1996
	USF (27-5)	1995
	Cincinnati (27-7)	1995
	Tulsa (27-7)	2006
	Memphis (27-8)	2006
	UAB (27-10)	2006

C-USA MATCHES

20	Tulsa (20-0)	2010
15	Tulane (15-1)	2008
	Marshall (15-1)	2007 & 2005
	USF (15-1)	2000 & 1997
14	Southern Miss (14-2)	2009
	Tulane (14-2)	2007
	Cincinnati (14-2)	2001 & 2000
	Louisville (14-2)	1998
	Houston (14-2)	1997
13	Tulsa (13-3)	2009 & 2006
	Louisville (13-0)	2004
	Louisville (13-3)	2001
	USF (13-3)	2001 & 1998
	Cincinnati (13-3)	1999
	Louisville (13-3)	1999 & 1997
	Houston (13-3)	1999
	Louisville (13-1)	1996
	USF (13-1)	1996

HIGHEST WINNING PERCENTAGE**SINGLE SEASON OVERALL**

.931	Tulsa (31-3)	2010
.904	Louisville (30-3)	2004
.853	Louisville (29-5)	1998
.844	Southern Miss (27-5)	2009
	USF (27-5)	1996
	USF (27-5)	1995
.833	Memphis (30-6)	2003
.829	Louisville (26-5)	1996
	Louisville (29-6)	1995
.824	Tulane (28-6)	2008
	Tulane (28-6)	2007
	USF (28-6)	2000
	USF (28-6)	2002

CONFERENCE ONLY

1.000	Tulsa (20-0)	2010
1.000	Louisville (13-0)	2004
	Louisville (12-0)	1995
.938	Tulane (15-1)	2008
	Marshall (15-1)	2007
	Marshall (15-1)	2005
	USF (15-1)	2000
	USF (15-1)	1997
.929	Louisville (13-1)	1996
	USF (13-1)	1996
.923	Louisville (12-1)	2003
	Cincinnati (12-1)	2003
	Louisville (12-1)	2002





HITTING PERCENTAGE (min. 2 years played)

Player	School	Years	S	K	E	TA	Avg.
Anastasia Yartseva	LOU	03-04	178	408	93	688	.458
Erica Berggren	USF	95-96	210	844	176	1663	.402
Melissa Nance	MEM	03-06	372	926	262	1737	.382
Jen Linder	TLN	05-08	411	739	176	1498	.376
Shelby Burton	MEM	04-07	441	1389	360	2790	.368
Jackie Byrne	LOU	95-96	311	666	155	1399	.365
Shelby Burton	MEM	04-06	131	940	251	1902	.362
Lucy Charuk	HOU	07-P	261	743	173	1620	.351
Kelly-Anne Billingsy	MAR	05-07	310	1787	516	3686	.345
Anna Vaughn	TCU	03-04	218	647	176	1397	.337
Jenny Tanneberger	HOU	01-02	224	964	222	2200	.337
Stacey Mercer	LOU	99-02	438	1008	275	2188	.335
Casey Dent	UAB	05-08	477	1284	320	2899	.333
Renee Brooks	TLS	05-07	202	284	73	643	.328
Chrissy Smith	CIN	95-97	360	1309	346	2986	.322
Tyler Henderson	TLS	09-P	234	1264	378	2779	.319
Ale Domingos	USF	01-02	225	236	67	533	.317
Sam Serley	UAB	09-P	219	612	191	1338	.315
Natalie Bogan	RICE	05-09	456	1326	359	3092	.313
Lilly Domingos	UAB	07-08	212	455	142	1025	.305
Ksenya Korshunova	SLU	97-98	232	747	231	1710	.301

KILLS (min. 2 years played)

Player	School	Years	S	Kills
Michelle Collier	USF	98-02	481	2729
Colleen Hunter	SLU	99-02	478	2230
Justine Farmer	HOU	05-08	475	2145
Julie DuPont	CIN	01-04	456	2137
Stephanie Bishop	DPU	98-01	493	2052
Sara Radosevic	TLN	05-08	407	1925
Sonja Percan	LOU	99-03	438	1850
Ivana Bozic	UAB	05-08	442	1847
Becky Tenkman	CIN	95-98	488	1843
Kelly-Anne Billingsy	MAR	05-07	310	1787
Tonya Larson	UAB	95-97	470	1760
Laura Risley	SLU	96-99	445	1636
Nancy Nellans	MEM	02-05	489	1623
Kelly Wernert	ECU	04-07	420	1620
Ashley Liford	MEM	04-07	486	1576
Tosha Barnicoat	USM	96-99	402	1566
Christy Galvin	CHA	97-00	471	1564
Dominika Szabo	TCU	01-04	408	1555
Bonita Wise	CIN	99-02	471	1534
Tiara Gilkey	MEM	01-04	399	1528

KILL AVERAGE (min. 2 years played)

Player	School	Years	S	K	Avg.
Kelly-Anne Billingsy	MAR	05-07	310	1787	5.76
Monique Swaby	MEM	95-96	118	670	5.68
Michelle Collier	USF	98-02	481	2729	5.67
Lena Ustymenko	LOU	01-04	224	1214	5.42
Tyler Henderson	TLS	09-P	234	1264	5.40
Jennifer Wittenburg	HOU	99-01	261	1406	5.39
Paula Araujo	USF	96-97	232	1169	5.05
Sara Radosevic	TLN	05-08	407	1925	4.73
Kathleen Ryan	DPU	97-98	232	1092	4.71
Julie DuPont	CIN	01-04	456	2137	4.69
Colleen Hunter	SLU	99-02	478	2230	4.67
Olaya Pazo	RICE	06-07	108	499	4.62
Justine Farmer	HOU	05-08	475	2145	4.51
Jenny Tanneberger	HOU	01-02	224	964	4.30
Becky Stahl	CIN	01-02	110	467	4.25
Ivana Bozic	UAB	05-08	442	1874	4.24
Sonja Percan	LOU	99-03	438	1850	4.22
Stephanie Bishop	DPU	98-01	493	2052	4.16
Emily Leffers	HOU	96-97	231	943	4.08
Marina Sinichenko	LOU	96-98	254	1029	4.05

TOTAL BLOCKS (min. 2 years played)

Player	School	Years	S	BS	BA	TB
Stephanie Meinig	CIN	97-00	502	75	518	593
Michelle Frazier	HOU	97-00	454	89	488	577
Hailey Isham	UAB	95-98	500	124	411	535
Kendra Kahaneck	SMU	06-09	446	63	467	530
Colleen Hunter	SLU	99-02	478	98	432	530
Laura Risley	SLU	96-99	445	79	424	503
Bonita Wise	CIN	99-02	471	69	431	498
Rachel Torblaa	CIN	01-04	395	60	437	497
Shelby Burton	MEM	04-07	441	89	399	488
Natalie Peters	SMU	05-08	437	88	396	484
Becky Tenkman	CIN	95-98	488	68	393	461
Stacey Mercer	LOU	99-02	438	58	396	454
Terri Steeb	UAB	95-98	470	100	352	452
Christa Dirr	DPU	98-01	480	120	325	445
Lara Marks	DPU	00-03	392	91	352	443
Bridget Files	USM	00-03	427	84	349	433
Mehgan Devine	MQT	98-01	426	107	314	421
Loure Dews	HOU	01-04	418	65	355	420
Deva Fowler	TLN	01-03	343	83	334	417
Julie DuPont	CIN	01-04	456	48	364	412
Jaime Bevan	ECU	03-06	414	68	339	407
Kelly Tribble	USM	98-01	443	58	338	396
Becca Sartori	HOU	03-06	457	45	344	389
Lindsey Shepard	TLN	07-09	427	53	322	375
Lucy Charuk	HOU	07-P	303	49	307	356

BLOCK AVERAGE (min. 2 years played)

Player	School	Years	S	TB	Avg.
Erica Berggren	USF	95-96	210	320	1.52
Cortney Williams	HOU	97-98	91	133	1.46
Natalie Peters	SMU	05-09	107	151	1.41
Myanna Hellsten	CIN	03-04	232	307	1.32
Courtney Manning	SMU	09-P	229	290	1.27
Michelle Frazier	HOU	97-00	454	577	1.27
Rachel Torblaa	CIN	01-04	395	497	1.26
Deva Fowler	TLN	01-03	343	417	1.22
Alexis Cooley	SLU	03-04	184	223	1.21
Jennifer Hoffman	LOU	02-04	241	289	1.20
Kendra Kahaneck	SMU	06-09	446	530	1.19
Jaime Bevan	ECU	03-06	414	407	1.19
Emily Underwood	MEM	07-10	196	231	1.18
Stephanie Meinig	CIN	97-00	502	593	1.18
Lucy Charuk	HOU	07-P	307	356	1.17
Jana Mitchell	UCF	05-06	99	116	1.17
Tessa Kuykendall	RICE	05-06	243	284	1.17
Cristina Bush	USF	98-00	333	383	1.15
Angela Busch	CHA	95-97	276	316	1.14
Laura Risley	SLU	96-99	445	503	1.13
Lara Marks	DPU	00-03	392	443	1.13
Erin Rice	HOU	06-09	340	366	1.08
Sam Serley	UAB	09-P	219	225	1.03



SERVICE ACES (min. 2 years played)

Player	School	Years	S	Aces
Michelle Collier	USF	98-02	481	257
Amie Hamilton	MEM	98-01	477	234
Ivana Bozic	UAB	05-08	442	203
Sara Radosevic	TLN	05-08	407	197
<u>Ozlem Ozken Aytüre</u>	CHA	97-00	460	195
Becky Tenkman	CIN	95-98	488	191
Tonya Larson	UAB	95-97	470	180
Nancy Nellans	MEM	02-05	489	174
Heather Watts	MEM	01-04	515	169
Nevena Stefanov	UAB	05-08	478	168
Pam Ferris	ECU	02-05	419	157
Lisa Newell	CHA	02-04	360	153
Christen Clayton	MEM	03-06	517	153
Ginger Garrett	MEM	98-01	474	151
Melissa Nance	MEM	03-06	498	146
Jill Fayard	TLN	95-98	427	142
Maia Ivanova	USM	06-09	440	140
Jenny Heppert	UCF	05-08	402	139
Karen Boyd	UAB	00-03	442	138
Crystal Zane	USM	99-02	440	136
Jeni Myers	MQT	95-98	429	134

DIGS (min. 2 years played)

Player	School	Years	S	Digs
Jaci Gonzalez	HOU	02-05	473	2451
Tracey Lam	RICE	07-10	415	2168
Trish Ladusaw	CIN	99-02	474	2074
Jenn Miller	TLN	06-09	435	1987
Maia Ivanova	USM	06-09	476	1940
Amanda Carson	HOU	07-10	421	1915
Trish Monroe	ECU	05-08	455	1864
Stephanie Bishop	DPU	98-01	493	1842
Christen Clayton	MEM	03-06	517	1812
Michelle Collier	USF	98-02	481	1747
Brianna Galvin	UAB	03-07	460	1650
Christine Bach	MEM	07-10	424	1637
Shalini Job	USM	95-98	465	1597
Sidney Stewart	SMU	08-P	319	1593
Tosha Barnicoat	USM	96-99	402	1593
Kathryn Wilkerson	SMU	07-10	476	1588
Justine Farmer	HOU	05-08	475	1568
Heather Thomas	UAB	08-P	374	1500
Amie Hamilton	MEM	98-01	477	1491
Melissa Nordine	DPU	98-01	496	1441
Nancy Nellans	MEM	02-05	489	1435
Brooke Minniear	SLU	99-02	472	1420
Malorey Grove	TLS	05-08	382	1408
Kara Jakusz	DPU	98-01	487	1406
Erin Freer	MQT	02-04	414	1405
Heather Watts	MEM	01-04	515	1402

DIGS AVERAGE (min. 2 years played)

Player	School	Years	S	Digs	Avg.
Ellen Hayes	DPU	03-04	131	875	6.68
Tracey Lam	RICE	07-10	415	2168	5.22
Jaci Gonzalez	HOU	02-05	473	2451	5.18
Talaya Whitfield	TCU	03-04	118	601	5.09
Jessica Adams	TLS	09-P	235	1165	5.00
Candice Davis	SMU	06-07	231	1135	4.91
Jannette Evanco	SMU	05-06	107	523	4.89
Jenn Miller	TLN	06-09	435	1987	4.57
Trish Ladusaw	CIN	99-02	474	2074	4.38
Sidney Stewart	SMU	08-P	319	1593	4.41
Amanda Carson	HOU	07-10	421	1915	4.14
Paula Araujo	USF	96-97	232	952	4.10
Trish Monroe	ECU	05-08	455	1684	4.10
Maia Ivanova	USM	06-09	476	1940	4.08
Heather Thomas	UAB	08-P	374	1500	4.01
Tosha Barnicoat	USM	96-99	402	1593	3.96
Rachel Giubilato	SMU	05-07	107	422	3.94
Maggie Arias	MAR	05-07	348	1352	3.89
Christine Bach	MEM	07-10	424	1637	3.86
Annemarie Tarara	DPU	97-98	230	872	3.79

ASSISTS (min. 2 years played)

Player	School	Years	S	Assists
Kara Jakusz	DPU	98-01	487	6445
Laura Côté	MEM	05-08	500	5968
Laura Lauder	CIN	00-03	456	5946
Nevena Stefanov	UAB	05-08	478	5839
Elizabeth Fleming	MAR	07-10	461	5235
Heather Watts	MEM	01-04	515	5206
Meredith Schamun	RICE	07-10	455	5190
Liz Egasti	MAR	97-00	433	5180
Abby Thatcher	UAB	95-98	479	4872
<u>Ozlem Ozken Aytüre</u>	CHA	97-00	460	4778
Crystal Zane	USM	99-02	440	4756
Heidi Krug	ECU	03-06	426	4438
Sarah Runka	USF	95-96	418	4408
Gemma Greer	MAR	00-03	367	4368
Julia Silva	TLS	05-07	363	4206
Molly McDonald	CHA	01-04	384	4169
Morgan Wallen	HOU	97-00	389	3432
Amie West	DPU	01-04	303	3393
Luna Rebrovic	TLN	05-08	401	3359
Selsea Seymour	USM	08-P	344	3311
Jennifer Craven	LOU	03-04	325	3272
Kelli Becerra	SMU	08-P	359	3244

ASSIST AVERAGE (min. 2 years played)

Player	School	Years	S	Assists	Avg.
Stephanie Storen	LOU	95-96	216	2866	13.27
Kara Jakusz	DPU	98-01	487	6445	13.23
Ale Domingos	USF	01-02	225	2961	13.16
Laura Lauder	CIN	00-03	456	5946	13.04
<u>Annie Gant</u>	CIN	98-99	235	3060	13.02
Jennifer Witte	TLN	98-99	225	2773	12.32
Nevena Stefanov	UAB	05-08	478	5839	12.22
Liz Egasti	MQT	97-00	433	5180	11.96
Laura Côté	MEM	05-08	500	5968	11.94
Gemma Greer	MQT	00-03	367	4368	11.90
Erin Ludeke	TCU	03-04	64	760	11.88
Melanie Mueller	USF	99-00	203	2364	11.65
Julia Silva	TLS	05-07	363	4206	11.59
Melayne Wootan	USF	02-03	135	1543	11.43
Anne Kordes	CIN, LOU	95, 97-98	316	3610	11.42
Meredith Schamun	RICE	07-10	455	5190	11.41
Elizabeth Fleming	MAR	07-10	461	5235	11.36
Jessica Bailey	MEM	97-98	238	2681	11.26
Jillian Neave	USM	07-08	73	818	11.21

Returning Players in **Bold**.

**CHAMPIONSHIP
SINGLE MATCH RECORDS****INDIVIDUAL****Hitting Percentage** (minimum five attempts)
.857 Alessandra Domingos, USF vs. Louisville (6k-0E-7TA) 11-25-02**Kills**
44 Kelly-Anne Billingy, Marshall vs. Houston 11-17-06**Kills Per Set**
9.00 Tasha Barnicoat, Southern Miss, vs. Cincinnati (27K in 3 games) 11-21-97**Attempts**
92 Michelle Collier, USF, vs. Charlotte 11-20-98**Assists**
83 Maria Hogberg, USF, vs. Louisville 11-22-98**Service Aces**
8 Ivana Bozic, UAB, vs. SMU 11-20-05**Digs**
38 Malorey Grove, Tulsa vs. UAB 11-18-07**Block Solos**
5 Lauren Boatwright, Tulane, at Rice 11-17-05**Block Assists**
15 Shaniquwa Cooper, UAB, vs. Tulsa 11-18-06**Total Blocks**
15 Shaniquwa Cooper, UAB, vs. Tulsa 11-18-06**Points**
44.5 Kelly-Anne Billingy, Marshall vs. Houston 11-17-06**Points Per Set**
8.9 Kelly-Anne Billingy, Marshall vs. Houston 11-17-06**TEAM SINGLE MATCH****Hitting Percentage**
.415 UAB, vs. Charlotte (48K-9E-94TA) 11-16-95**Kills**
105 USF, vs. Louisville 11-22-98**Kills Per Set**
27.7 Louisville, vs. USF (83K in three games) 11-19-00**Attempts**
257 USF, vs. Louisville 11-22-98**Assists**
98 USF, vs. Louisville 11-22-98**Service Aces**
15 Charlotte vs. Southern Miss 11-16-00
Tulsa vs. SMU 11-17-06
Marshall vs. Tulsa 11-17-07**Digs**
135 Louisville, vs. USF 11-19-95**Block Solos**
8 Cincinnati vs. USF 11-19-99**Block Assists**
34 Tulane, vs. Cincinnati 11-17-95**Total Blocks**
22.0 Saint Louis, vs. Cincinnati (7BS-30BA) 11-22-96**CHAMPIONSHIP TOTALS**

(Minimum 2 matches played)

INDIVIDUAL**Hitting Percentage**
.610 Jennifer Hoffman, Louisville (3M, 9G: 27K-2E-41TA) 2004**Kills**
96 Michelle Collier, USF (3) 1998**Kills Per Set**
7.00 Tasha Barnicoat, Southern Miss (2 matches, 8 games: 56K) 1997**Attempts**
239 Michelle Collier, USF (3) 1998**Assists**
230 Kara Jakusz, DePaul (4) 2001**Service Aces**
11 Sara Radosevic, Tulane (3) 2005**Digs**
83 Brianna Galvin, UAB (4) 2006**Block Solos**
7 Britney Hurst, Tulane (2) 2000**Block Assists**
27 Shaniquwa Cooper, UAB (4) 2006**Total Blocks**
29 Shaniquwa Cooper, UAB (4) 2006**Points**
93.0 Ivana Bozic, UAB (4) 2006**Points Per Set**
7.43 Sara Radosevic, Tulane (2) 2007**TEAM****Hitting Percentage**
.362 Louisville (3M: 162K-34E-354TA) 2004**Kills**
283 DePaul (4) 2001**Kills Per Set**
21.83 Tulane (2 matches, 6 games: 131K) 1997**Attempts**
701 USF (3) 1998**Assists**
257 DePaul (3) 2001**Service Aces**
39 UAB (4) 2008**Digs**
299 USF (3) 1998**Block Solos**
14 Cincinnati (3) 1999**Block Assists**
68 UAB (4) 2006**Total Blocks**
42.5 Louisville (3) 2001

ALL MATCHES - INDIVIDUAL LEADERS

HITTING PERCENTAGE (minimum 3.0 attacks per set)

2010	Chandace Tryon, HOU	.353
2009	Hannah Stout, TLS	.388
2008	Jen Linder, TLN	.421
2007	Jen Linder, TLN	.401
2006	Jen Linder, TLN	.437
2005	Nickie Sanlin, MAR	.358
2004	Anastasia Yartseva, LOU	.452
2003	Anastasia Yartseva, LOU	.467
2002	Benny Flynn, LOU	.379
2001	Jenny Tanneberger, HOU	.348
2000	Leslie Drury, LOU	.375
1999	Laura Risley, SLU	.315
1998	Ksenya Korshunova, SLU	.364
1997	Terri Steeb, UAB	.345
1996	Erica Berggren, USF	.409
1995	Erica Berggren, USF	.395

KILLS

2010	Tyler Henderson, TLS (114 sets)	710
2009	Tyler Henderson, TLS (120)	554
2008	Justine Farmer, HOU (120)	479
2007	Fabiola Nepomuceno, TLS (110)	648
2006	Kelly-Anne Billingy, MAR (101)	668
2005	Kelly-Anne Billingy, MAR (99)	552
2004	Aida Antanaviciute, SLU (109)	680
2003	Julie DuPont, CIN (115)	624
2002	Michelle Collier, USF (131)	738
2001	Jennifer Wittenburg, HOU (103)	646
2000	Michelle Collier, USF (121)	760
1999	Laura Risley, SLU (128)	632
1998	Michelle Collier, USF (113)	642
1997	Paula Araujo, USF (126)	680
1996	Tonya Larson, UAB (132)	668
1995	Monique Swaby, MEM (118)	670

KILLS PER SET

2010	Tyler Henderson, TLS	6.23
2009	Tyler Henderson, TLS	4.62
2008	Justine Farmer, HOU	3.99
2007	Justine Farmer, HOU	5.51
2006	Kelly-Anne Billingy, MAR	6.61
2005	Kelly-Anne Billingy, MAR	5.58
2004	Aida Antanaviciute, SLU	6.24
2003	Julie DuPont, CIN	5.43
2002	Michelle Collier, USF	5.63
2001	Jennifer Wittenburg, HOU	6.27
2000	Michelle Collier, USF	6.28
1999	Kim Sentmore, TLN	5.47
1998	Michelle Collier, USF	5.68
1997	Paula Araujo, USF	5.40
1996	Tonya Larson, UAB	5.06
1995	Monique Swaby, MEM	5.68

ATTEMPTS

2010	Tyler Henderson, TLS (114 sets)	1472
2009	Tyler Henderson, TLS (120)	1307
2008	Amy Sanders, UTEP (119)	1339
2007	Kelly-Anne Billingy, MAR (110)	1187
2006	Kelly-Anne Billingy, MAR (101)	1348
2005	Kelly-Anne Billingy, MAR (99)	1151
2004	Aida Antanaviciute, SLU	1529
2003	Deva Fowler, TLN (116)	947
2002	Michelle Collier, USF (131)	1723
2001	Jennifer Wittenburg, HOU (103)	1505
2000	Colleen Hunter, SLU (124)	1439
1999	Laura Risley, SLU (128)	1508
1998	Michelle Collier, USF (113)	1517
1997	Tonya Larson, UAB (128)	1669
1996	Tonya Larson, UAB (132)	1723
1995	Monique Swaby, MEM (118)	1680

ASSISTS

2010	Jordan Clampitt, TLS (114 sets)	1472
2009	Meredith Schamun, RICE (115)	1374
2008	Nevena Stefanov, UAB (137)	1467
2007	Elizabeth Fleming, MAR (123)	1642
2006	Nevena Stefanov, UAB (137)	1739
2005	Heidi Krug, ECU (113)	1510
2004	Heather Watts, MEM (136)	1830
2003	Heather Watts, MEM (135)	1792
2002	Alessandra Domingos, USF (132)	1753
2001	Kara Jakusz, DPU (122)	1677
2000	Kara Jakusz, DPU (126)	1723

1999	Annie Gant, CIN (122)	1671
1998	Maria Hogberg, USF (112)	1502
1997	Sarah Runka, USF (123)	1680
1996	Beth Herman, CIN (126)	1723
1995	Anne Kordes, CIN (114)	1575

ASSISTS PER SET

2010	Jordan Clampitt, TLS	13.09
2009	Meredith Schamun, RICE	11.95
2008	Meredith Schamun, RICE	11.58
2007	Elizabeth Fleming, MAR	13.35
2006	Laura Cote, MEM	13.02
2005	Katie Stein, MAR	13.77
2004	Heather Watts, MEM	13.46
2003	Laura Lauder, CIN	13.87
2002	Alessandra Domingos, USF	13.28
2001	Kara Jakusz, DPU	13.75
2000	Melanie Mueller, USF	13.80
1999	Annie Gant, CIN	13.70
1998	Lelia Roberts, SLU	13.82
1997	Sarah Runka, USF	13.66
1996	Beth Herman, CIN	13.67
1995	Anne Kordes, CIN	13.82

SERVICE ACES

2010	Jessica Adams, TLS (114 sets)	46
2009	Visnja Djurdjevic, TLN (103)	41
2008	Christine Bach, MEM (119)	47
2007	Sara Radosevic, TLN (117)	70
2006	Shelby Burton, MEM (129)	73
2005	Ivana Bozic, UAB (101)	64
2004	Christen Clayton, MEM (136)	78
2003	Heather Watts, MEM (135)	63
2002	Michelle Collier, USF (131)	70
2001	Amie Hamilton, MEM (116)	97
2000	Michelle Collier, USF (121)	58
1999	Trish Ladusaw, CIN (124)	45
1998	Michelle Collier, USF (113)	56
1997	Ozlem Aytur, CHA (118)	59
1996	Paula Araujo, USF (126)	59
1995	Tonya Larson, UAB (132)	66
1995	Tonya Larson, UAB (130)	72

SERVICE ACES PER SET

2010	Jessica Adams, TLS	400
2009	Visnja Djurdjevic, TLN	400
2008	Christine Bach, MEM	0.39
2007	Sara Radosevic, TLN	0.60
2006	Shelby Burton, MEM	0.57
2005	Ivana Bozic, UAB	0.63
2004	Christen Clayton, MEM	0.57
2003	Sonja Percan, LOU	0.52
2002	Sarah Vick, ECU	0.54
2001	Amie Hamilton, MEM	0.84
2000	Michelle Collier, USF	0.48
1999	Ozlem Aytur, CHA	0.37
1998	Michelle Collier, USF	0.50
1997	Ozlem Aytur, CHA	0.50
1996	Tara Johansen, DPU	0.55
1995	Tonya Larson, UAB	0.55

DIGS

2010	Tracey Lam, RICE (121 sets)	698
2009	Jessica Adams, TLS (121)	635
2008	Tracey Lam, RICE (113)	569
2007	Malorey Grove, TLS (134)	675
2006	Christen Clayton, MEM (130)	641
2005	Jaci Gonzalez, HOU (113)	691
2004	Jaci Gonzalez, HOU (121)	698
2003	Jaci Gonzalez, HOU (124)	562
2002	Sarah Drury, LOU (116)	527
2001	Stephanie Bishop, DPU (127)	456
2000	Trish Ladusaw, CIN (126)	593
1999	Stephanie Bishop, DPU (125)	543
1998	Tosha Barnicoat, USM (115)	478
1997	Tosha Barnicoat, USM (129)	606
1996	Paula Araujo, USF (106)	437
1995	Beth Kuhnell, LOU (116)	500

DIGS PER SET

2010	Tracey Lam, RICE	5.77
2009	Tracey Lam, RICE	5.50
2008	Tracey Lam, RICE	5.04
2007	Candice Davis, SMU	5.41
2006	Jenn Miller, TLN	5.17
2005	Jaci Gonzalez, HOU	6.12
2004	Jaci Gonzalez, HOU	5.77

2003	Jaci Gonzalez, HOU	4.53
2002	Trish Ladusaw, CIN	4.60
2001	Trish Ladusaw, CIN	4.06
2000	Trish Ladusaw, CIN	4.71
1999	Stephanie Bishop, DPU	4.34
1998	Jessica Sippy, SLU	4.43
1997	Tosha Barnicoat, USM	4.70
1996	Paula Araujo, USF	4.12
1995	Beth Kuhnell, LOU	4.31

BLOCKS

2010	Courtney Manning, SMU (121 sets)	162
2009	Kendra Kahanek, SMU (121)	149
2008	Emily Underwood, MEM (119)	173
2007	Shelby Burton, MEM (110)	171
2006	Shelby Burton, MEM (129)	168
2005	Natalie Peters, SMU (107)	151
2004	Jennifer Hoffman, LOU (109)	183
2003	Deva Fowler, TLN (116)	173
2002	Rachel Torblaa, CIN (113)	165
2001	Lara Marks, DPU (126)	150
2000	Stephanie Meining, CIN (126)	160
1999	Laura Risley, SLU (128)	199
1998	Stephanie Meining, CIN (127)	151
1997	Hailey Isham, UAB (124)	166
1996	Julie Tretten, SLU (137)	210
1995	Stephanie Feulner, SLU (142)	191

BLOCK SOLOS

2010	Sam Serley, UAB (118 sets)	36
2009	Michelle Uzoh, UAB (76)	20
	Julia Kenealy, TLS (119)	20
	Sam Serley, UAB (101)	20
2008	Emily Underwood, MEM (119)	20
	Lilly Domingos, UAB (121)	20
2007	Shelby Burton, MEM (110)	32
2006	Shelby Burton, MEM (129)	35
	Chelsea Lazar, MAR (117)	35
2005	Natalie Peters, SMU (107)	34
2004	Janet Goreham, DPU (116)	46
2003	Bridget Files, USM (117)	36
2002	Deva Fowler, TLN (128)	35
2001	Lara Marks, DPU (126)	33
2000	Christa Dirr, DPU (121)	37
1999	Crispy Bush, USF (120)	34
1998	Sonya Gubaidalina, LOU (119)	37
1997	Julie Tretten, SLU (131)	33
1996	Julie Tretten, SLU (137)	47
1995	Stephanie Feulner, SLU (142)	49

BLOCK ASSISTS

2010	Courtney Manning, SMU (121 sets)	146
2009	Kendra Kahanek, SMU (121)	131
2008	Emily Underwood, MEM (119)	153
2007	Shelby Burton, MEM (110)	139
2006	Shelby Burton, MEM (129)	133
2005	Natalie Peters, SMU (107)	117
2004	Jennifer Hoffman, LOU (109)	151
2003	Deva Fowler, TLN (116)	146
2002	Rachel Torblaa, CIN (113)	145
2001	Stacy Mercer, LOU (123)	125
2000	Stephanie Meining, CIN (126)	141
1999	Laura Risley, SLU (128)	154
1998	Stephanie Meining, CIN (127)	121
1997	Chrissy Smith, CIN (126)	146
1996	Julie Tretten, SLU (137)	163
1995	Stephanie Feulner, SLU (142)	142

BLOCKS PER SET

2010	Courtney Manning, SMU (121 sets)	1.34
2009	Michelle Uzoh, UAB (76)	1.24
2008	Emily Underwood, MEM (119)	1.45
2007	Shelby Burton, MEM (110)	1.34
2006	Shelby Burton, MEM (129)	1.30
2005	Natalie Peters, SMU	1.41
2004	Jennifer Hoffman, LOU	1.68
2003	Deva Fowler, TLN	1.49
2002	Rachel Torblaa, CIN	1.46
2001	Robyn Drewes, ECU	1.34
2000	Stephanie Meining, CIN	1.27
1999	Laura Risley, SLU	1.43
1998	Cortney Williams, HOU	1.54
1997	Hailey Isham, UAB	1.37
1996	Julie Tretten, SLU	1.53
1995	Erica Berggren, USF	1.57





ALL MATCHES - TEAM LEADERS

HITTING PERCENTAGE

2010	Tulsa	.289
2009	Tulsa	.262
2008	Tulane	.258
2007	Tulane	.268
2006	Memphis	.271
2005	Marshall	.276
2004	Louisville	.313
2003	Louisville	.290
2002	Louisville	.270
2001	Louisville	.259
2000	Louisville	.272
1999	Cincinnati	.226
	Saint Louis	.226
1998	Louisville	.276
1997	South Florida	.230
1996	Louisville	.261
1995	Cincinnati	.257

KILLS

2010	Tulsa (114 sets)	1730
2009	Tulsa (121)	1746
2008	Tulane (126)	1765
2007	Tulane (120)	2039
2006	UAB (139)	2127
2005	Memphis (123)	1836
2004	Memphis (136)	2187
2003	Memphis (135)	2204
2002	South Florida (136)	2270
2001	DePaul (129)	2170
2000	DePaul (126)	2044
1999	Saint Louis (120)	2067
1998	Louisville (120)	2025
1997	South Florida (126)	2034
1996	Cincinnati (126)	2024
1995	Saint Louis (142)	2088

KILLS PER SET

2010	Tulsa	15.18
2009	Rice	14.91
2008	Rice	14.53
2007	Tulane	16.99
2006	Tulane	16.00
2005	Marshall	16.49
2004	Louisville	16.84
2003	Cincinnati	17.10
2002	Louisville	17.03
2001	DePaul	16.82
2000	Louisville	17.02
1999	Cincinnati	16.54
1998	Houston	16.90
1997	Houston	16.27
1996	Louisville	16.89
1995	Cincinnati	16.69

ASSISTS

2010	Tulsa (114 sets)	1616
2009	Tulsa (121)	1631
2008	Tulane (126)	1654
2007	Tulane (120)	1893
2006	Houston (137)	1958
2005	Marshall (110)	1675
2004	Memphis (136)	2034
2003	Memphis (135)	2037
2002	South Florida (136)	2076
2001	DePaul (129)	1993
2000	South Florida (121)	1872
1999	Saint Louis (128)	1891
1998	Louisville (120)	1829
1997	South Florida (126)	1892
1996	Cincinnati (126)	1849
1995	Saint Louis (144)	1833

ASSISTS PER SET

2010	Tulsa	14.18
2009	Rice	13.92
2008	Rice	13.66
2007	Tulane	15.77
2006	Tulane	15.00
2005	Marshall	15.23
2004	Louisville	15.25
2003	Cincinnati	15.41

2002	Louisville	15.58
2001	DePaul	15.45
2000	South Florida	15.47
1999	Cincinnati	14.87
1998	Houston	15.59
1997	Houston	15.02
	South Florida	15.02
1996	Louisville	15.03
1995	Cincinnati	14.76

SERVICE ACES

2010	Memphis (122 sets)	213
2009	UAB (124)	169
2008	UTEP (119)	180
2007	UAB (124)	256
2006	UAB (139)	336
2005	Memphis (123)	231
2004	Charlotte (122)	286
2003	Memphis (135)	278
2002	South Florida (136)	259
2001	Memphis (116)	279
2000	South Florida (121)	213
1999	Memphis (123)	199
1998	UAB (117)	208
1997	Memphis (128)	254
1996	UAB (132)	278
1995	UAB (134)	309

SERVICE ACES PER SET

2010	Memphis	1.75
2009	UAB	1.36
2008	UTEP	1.51
2007	UAB	2.06
2006	UAB	2.42
2005	UAB	2.08
2004	Charlotte	2.34
2003	Memphis	2.06
2002	Southern Miss	1.95
2001	Memphis	2.41
2000	South Florida	1.76
1999	Marquette	1.63
1998	South Florida	1.82
1997	Memphis	1.98
1996	Marquette	2.16
1995	Cincinnati	2.55

DIGS

2010	SMU (124 sets)	2188
2009	Rice (115)	2081
2008	UAB (132)	2069
2007	Tulsa (134)	2469
2006	Houston (137)	2389
2005	Houston (113)	2082
2004	Memphis (136)	2098
2003	Memphis (135)	2197
2002	Houston (119)	2164
2001	DePaul (129)	2261
2000	DePaul (126)	2379
1999	DePaul (129)	2523
1998	Cincinnati (130)	2573
1997	Southern Miss (129)	2387
1996	Saint Louis (141)	2004
1995	Louisville (119)	2305

DIGS PER SET

2010	SMU	17.65
2009	Rice	18.10
2008	Rice	17.49
2007	Rice	19.21
2006	Rice	18.10
2005	Houston	18.42
2004	Tulane	17.37
2003	Tulane	18.22
2002	Houston	18.18
2001	DePaul	17.53
2000	South Florida	19.34
1999	DePaul	19.56
1998	Cincinnati	19.79
1997	Southern Miss	18.50
1996	Louisville	16.95
1995	Louisville	19.37

BLOCKS

2010	SMU (124 sets)	316
2009	SMU (121)	317
2008	Memphis (119)	321.5
2007	Memphis (128)	320
2006	Houston (137)	311.0
2005	Memphis (123)	268.5
2004	Louisville (110)	370
2003	Tulane (116)	336
2002	Cincinnati (113)	327
2001	Louisville (123)	327.5
2000	Louisville (120)	384.5
1999	Saint Louis (128)	352.5
1998	Houston (117)	354
1997	UAB (128)	366
1996	Saint Louis (141)	427
1995	UAB (134)	372.5

BLOCK ASSISTS

2010	SMU (124 sets)	547
2009	SMU (121)	521
2008	Memphis (119)	3521
2007	Memphis (128)	508
2006	Houston (137)	494
2005	Memphis (123)	413
2004	Louisville (110)	564
2003	Tulane (116)	533
	Cincinnati (115)	533
2002	Cincinnati (113)	532
2001	Louisville (123)	529
2000	Cincinnati (126)	558
1999	Saint Louis (128)	537
1998	Houston (117)	504
1997	Tulane (125)	608
1996	Saint Louis (141)	646
1995	Tulane (120)	519

BLOCK SOLOS

2010	UCF (119 sets)	82
2009	Southern Miss (122)	71
2008	UAB (132)	70
2007	Marshall (123)	92
2006	Marshall (118)	89
2005	Marshall (110)	83
2004	Louisville (110)	88
2003	Charlotte (119)	99
2002	Tulane (131)	92
2001	Houston (105)	91
2000	Louisville (120)	123
1999	DePaul (129)	113
1998	Louisville (120)	127
1997	UAB (128)	99
1996	Saint Louis (141)	104
1995	Louisville (119)	136

BLOCKS PER SET

2010	SMU	2.55
2009	SMU	2.62
2008	Memphis	2.70
2007	Memphis	2.50
2006	East Carolina	2.58
2005	SMU	2.49
2004	Louisville	3.36
2003	Tulane	2.90
2002	Cincinnati	2.89
2001	Cincinnati	2.68
2000	Louisville	3.20
1999	Saint Louis	2.75
1998	Houston	3.03
1997	Tulane	2.88
1996	Saint Louis	3.03
1995	UNC Charlotte	2.91

C-USA MATCHES INDIVIDUAL LEADERS

HITTING PERCENTAGE (min. 3.0 attacks per game)

2010	Elizabeth Kale, TLS	.402
2009	Marja Milosavljevic, TLN	.396
2008	Jen Linder, TLN	.476
2007	Jalicia Ross, MAR	.421
2006	Jen Linder, TLN	.465
2005	Kelly-Anne Billingsy, MAR	.404
2004	Anastasia Yartseva, LOU	.497
2003	Benny Flynn, LOU	.500
2002	Benny Flynn, LOU	.398
2001	Jenny Tanneberger, HOU	.402
2000	Lesley Drury, LOU	.375
1999	Michelle Frazier, HOU	.323
1998	Ksenya Korshunova, SLU	.388
1997	Sherry Newton, LOU	.375
1996	Jackie Byrne, LOU	.384
1995	Jackie Byrne, LOU	.407

KILLS

2010	Tyler Henderson, TLS (67 sets)	400
2009	Tyler Henderson, TLS (60)	292
2008	Justine Farmer, HOU (58)	249
2007	Justine Farmer, HOU (62)	367
2006	Kelly-Anne Billingsy, MAR (62)	415
2005	Kelly-Anne Billingsy, MAR (52)	306
2004	Aida Antanaviciute, SLU (42)	269
2003	Shameka Mitchell, USF (51)	259
2002	Britney Hurst, TLN (53)	294
2001	Jennifer Wittenburg, HOU (58)	381
2000	Michelle Collier, USF (59)	385
1999	Laura Risley, SLU (64)	310
1998	Michelle Collier, USF (55)	335
1997	Tonya Larson, UAB (57)	303
1996	Tonya Larson, UAB (53)	294
1995	Monique Swaby, MEM (44)	259

KILLS PER SET

2010	Tyler Henderson, TLS	5.97
2009	Tyler Henderson, TLS	4.87
2008	Justine Farmer, HOU	4.29
2007	Justine Farmer, HOU	5.92
2006	Kelly-Anne Billingsy, MAR	6.69
2005	Kelly-Anne Billingsy, MAR	5.88
2004	Aida Antanaviciute, SLU	6.40
2003	Julie DuPont, CIN	5.52
2002	Jenny Tanneberger, HOU	5.71
2001	Jennifer Wittenburg, HOU	6.57
2000	Jennifer Wittenburg, HOU	6.86
1999	Kim Sentmore, TLN	5.56
1998	Michelle Collier, USF	6.09
1997	Paula Araujo, USF	5.50
1996	Tonya Larson, UAB	5.55
1995	Monique Swaby, MEM	5.89

ATTEMPTS

2010	Tyler Henderson, TLS (67 sets)	400
2009	Tyler Henderson, TLS (60)	718
2008	Stephanie Serna, UCF (67)	456
2007	Kelly-Anne Billingsy, MAR (59)	666
2006	Kelly-Anne Billingsy, MAR (62)	415
2005	Kelly-Anne Billingsy, MAR (52)	596
2004	Kelly McAnelly, HOU (49)	610
2003	Shameka Mitchell, USF (51)	509
2002	Britney Hurst, TLN (53)	712
2001	Jennifer Wittenburg, HOU (58)	835
2000	Colleen Hunter, SLU (64)	788
1999	Laura Risley, SLU (64)	764
1998	Michelle Collier, USF (55)	758
1997	Tonya Larson, UAB (57)	845
1996	Becky Tenkman, CIN (41)	504
1995	Chrissy Smith, CIN (43)	533

ASSISTS

2010	Kelli Becerra, SMU (82 sets)	879
2009	Kelsea Seymour, USM (64)	709
2008	Nevena Stefanov, UAB (64)	735
2007	Elizabeth Fleming, MAR (59)	820
2006	Rachel Lopez, Rice (68)	811
2005	Heidi Krug, ECU (57)	743
2004	Heather Watts, MEM (50)	699
2003	Amy Truong, USM (49)	654
2002	Kelli Dickson, TLN (53)	638
2001	Jing Ding, LOU (62)	794
2000	Kara Jakusz, DPU (65)	870
1999	Liz Egasti, MAR (61)	834
1998	Lelia Roberts, SLU (58)	832
1997	Bethany Hill, HOU (59)	779

1996	Beth Herman, CIN (51)	711
1995	Anne Kordes, CIN (43)	610

ASSISTS PER SET

2010	Jordan Clampitt, TLS	13.00
2009	Meredith Schamun, RICE	12.41
2008	Meredith Schamun, RICE	11.62
2007	Elizabeth Fleming, MAR	13.90
2006	Christin Bimberg, MAR	12.97
2005	Katie Stein, MAR	14.10
2004	Erin Ludeke, TCU	14.30
2003	Gemma Greer, MAR	13.59
2002	Alessandra Domingos, USF	13.70
2001	Laura Lauder, CIN	13.64
2000	Melanie Mueller, USF	14.07
1999	Annie Gant, CIN	14.11
1998	Lelia Roberts, SLU	14.34
1997	Sarah Runka, USF	14.13
1996	Beth Herman, CIN	13.94
1995	Anne Kordes, CIN	14.19

SERVICE ACES

2010	Jessica Adams, TLS (67 sets)	28
2009	Visnja Djurdjevic, TLN (58)	27
2008	Christine Bach, MEM (60)	22
	Megan Carlson, MAR (62)	22
2007	Stephanie Cahill, MAR (59)	33
2006	Sara Radosevic, TLN (62)	34
2005	Katie Stein, MAR (52)	34
	Ivana Bozic, UAB (58)	34
2004	Christen Clayton, MEM (50)	28
2003	Lindsay Carnohan, UAB (50)	28
2002	Amy Truong, USM (50)	24
2001	Amie Hamilton, MEM (62)	41
2000	Esra Akgun, CHA (58)	28
1999	Vesna Grbavac, MQT (61)	26
1998	Michelle Collier, USF (55)	28
1997	Paula Araujo, USF (54)	26
1996	Jeni Myers, MAR (26)	29
1995	Haylee Red, USF (42)	29

SERVICE ACES PER SET

2010	Jessica Adams, TLS	0.42
2009	Visnja Djurdjevic, TLN	0.47
2008	Christine Bach, MEM	0.37
2007	Stephanie Cahill, MAR	0.56
2006	Sara Radosevic, TLN	0.55
2005	Katie Stein, MAR	0.65
2004	Christen Clayton, MEM	0.56
2003	Sonja Percan, LOU	0.59
2002	Leonie Muller, USF	0.50
2001	Michelle Collier, USF	0.70
2000	Esra Akgun, CHA	0.48
1999	Vesna Grbavac, MQT	0.43
1998	Michelle Collier, USF	0.51
1997	Paula Araujo, USF	0.48
1996	Sami Sawyer, HOU	0.55
1995	Haylee Red, USF	0.69
	Andrea Martins, DPU	

DIGS

2010	Tracey Lam, RICE (78 sets)	467
2009	Jessica Adams, TLS (60)	316
2008	Tracey Lam, RICE (60)	302
2007	Candice Davis, SMU (60)	359
2006	Yvette Kirk, Rice (72)	356
2005	Jaci Gonzalez, HOU (50)	305
2004	Jaci Gonzalez, HOU (49)	267
	Ellen Hayes, DPU (50)	267
2003	Jaci Gonzalez, HOU (50)	241
2002	Sarah Drury, LOU (47)	226
2001	Trish Ladusaw, CIN (58)	252
2000	Trish Ladusaw, CIN (56)	277
1999	Stephanie Bishop, DPU (60)	297
1998	Jessica Sippy, SLU (58)	280
1997	Tosha Barnicoat, USM (59)	296
1996	Paula Araujo, USF (45)	208
1995	Haylee Red, USF (42)	163

DIGS PER SET

2010	Tracey Lam, RICE	5.99
2009	Tracey Lam, RICE	5.57
2008	Tracey Lam, RICE	5.03
2007	Candice Davis, SMU	5.98
2006	Jenn Miller, TLN	5.19
2005	Jaci Gonzalez, HOU	6.10
2004	Jaci Gonzalez, HOU	5.45
2003	Jaci Gonzalez, HOU	4.82
2002	Sarah Drury, LOU	4.81
2001	Trish Ladusaw, CIN	4.34

2000	Trish Ladusaw, CIN	4.95
1999	Stephanie Bishop, DPU	4.95
1998	Jessica Sippy, SLU	4.83
1997	Tosha Barnicoat, USM	5.02
1996	Paula Araujo, USF	4.62
1995	Haylee Red, USF	3.97

BLOCKS

2010	Courtney Manning, SMU (79 sets)	110
2009	Kendra Kahanek, SMU (58)	85
2008	Lucy Charuk, HOU (58)	86
2007	Caroline Gill, Rice (63)	86
2006	Tessa Kuykendall, Rice (72)	87
2005	Natalie Peters, SMU (56)	93
2004	Janet Goreham, DPU (50)	87
2003	Deva Fowler, TLN (50)	78
2002	Rachel Torblaa, CIN (47)	79
2001	Lara Marks, DPU (63)	79
2000	Colleen Hunter, SLU (64)	83
1999	Laura Risley, SLU (64)	106
1998	Stephanie Meinig, CIN (62)	73
1997	Liz Kritza, TUL (56)	94
1996	Julie Donelon, TLN (52)	87
1995	Julie Donelon, TLN (48)	79

BLOCK SOLOS

2010	Sam Serley, UAB (74 sets)	23
2009	Kendra Kahanek, SMU (58)	10
	Julia Kenealy, TLS (60)	10
	Carolyn Baker, MEM (55)	10
2008	Erica Banning, ECU (62)	12
2007	Uche Ndubisi, MAR (58)	18
2006	Chelsea Lazar, MAR (62)	23
2005	Natalie Peters, SMU (56)	24
2004	Janet Goreham, DPU (50)	26
2003	Alexis Cooley, SLU (51)	20
2002	Deva Fowler, TLN (53)	17
	Jessica Klein, MQT (47)	17
2001	Lara Marks, DPU (63)	18
	Robyn Drewes, ECU (51)	18
2000	Christa Dirr, DPU (63)	25
1999	Crissy Bush, USF (62)	24
1998	Sonya Gubadalina, LOU (57)	24
1997	Julie Tretten, SLU (60)	18
1996	Julie Donelon, TLN (52)	21
1995	Erica Berggren, USF (39)	19

BLOCK ASSISTS

2010	Courtney Manning, SMU (79 sets)	104
2009	Kendra Kahanek, SMU (58)	75
2008	Lucy Charuk, HOU (58)	77
2007	Caroline Gill, Rice (63)	79
2006	Lauren Boatwright, TLN (62)	76
2005	Natalie Peters, SMU (56)	69
2004	Janet Goreham, DPU (50)	61
2003	Myanna Hellsten, CIN (46)	69
2002	Colleen Hunter, SLU (50)	65
2001	Benny Flynn, LOU (58)	72
2000	Bonita Wise, CIN (64)	59
1999	Laura Risley, SLU (64)	88
1998	Stephanie Meinig, CIN (62)	65
1997	Liz Kritza, TLN (56)	86
1996	Julie Donelon, TLN (52)	66
	Laura Risley, SLU (54)	66
1995	Julie Donelon, TLN (48)	65

BLOCKS PER SET

2010	Courtney Manning, SMU	1.39
2009	Kendra Kahanek, SMU	1.47
2008	Lucy Charuk, HOU	1.48
2007	Caroline Gill, Rice	1.37
2006	Erin Rice, HOU	1.56
2005	Natalie Peters, SMU	1.66
2004	Janet Goreham, DPU	1.74
2003	Myanna Hellsten, CIN	1.59
2002	Rachel Torblaa, CIN	1.68
2001	Benny Flynn, LOU	1.31
	Rachel Torblaa, CIN	1.31
2000	Britney Hurst, TLN	1.35
1999	Laura Risley, SLU	1.66
1998	Crissy Bush, USF	1.22
	Michelle Frazier, HOU	1.22
1997	Liz Kritza, TLN	1.68
1996	Julie Donelon, TLN	1.67
1995	Erica Berggren, USF	1.92





C-USA MATCHES - TEAM LEADERS

HITTING PERCENTAGE

2010	Tulsa	.304
2009	Tulsa	.254
2008	Tulane	.294
2007	Marshall	.284
2006	Marshall	.260
2005	Marshall	.311
2004	Louisville	.319
2003	Louisville	.321
2002	South Florida	.288
2001	Louisville	.272
2000	Louisville	.267
1999	Louisville	.229
1998	Louisville	.287
1997	Louisville	.262
1996	South Florida	.272
1995	Louisville	.288

KILLS

2010	SMU (82 sets)	1073
2009	Southern Miss (64)	892
2008	Rice (60)	881
2007	Marshall (55)	974
2006	Rice (72)	1065
2005	Rice (60)	976
2004	TCU (51)	840
2003	Marquette (53)	883
2002	Tulane (53)	803
2001	DePaul (64)	1047
2000	Louisville (60)	1072
1999	Saint Louis (64)	1051
1998	Cincinnati (62)	1018
1997	Houston (61)	1024
1996	Cincinnati (51)	822
1995	Cincinnati (43)	734

KILLS PER SET

2010	Tulsa	15.34
2009	Rice	15.52
2008	Tulane	14.82
2007	Tulane	17.69
2006	Tulane	16.34
2005	Marshall	17.54
2004	Louisville	16.92
2003	Cincinnati	17.22
2002	Louisville	17.44
2001	South Florida	17.11
2000	Louisville	17.87
1999	Cincinnati	17.28
1998	Saint Louis	17.26
1997	Louisville	17.31
1996	Louisville	16.74
1995	Cincinnati	17.07

ASSISTS

2010	Rice (78 sets)	988
2009	Tulsa (60)	819
2008	Rice (60)	825
2007	Tulane (55)	913
2006	Rice (72)	992
2005	Rice (60)	885
2004	TCU (51)	766
2003	Marquette (53)	807
2002	Houston (51)	716
	Louisville (45)	716
2001	DePaul (64)	962
2000	Louisville (60)	967
1999	Saint Louis (64)	965
1998	Cincinnati (62)	925
1997	Houston (61)	945
1996	Cincinnati (51)	760
1995	Cincinnati (43)	650

ASSISTS PER SET

2010	Tulsa	14.16
2009	Rice	14.34
2008	Tulane	13.86

2007	Tulane	16.60
2006	Tulane	15.26
2005	Marshall	16.02
2004	Marquette	15.40
2003	Cincinnati	15.41
2002	South Florida	15.95
2001	South Florida	15.33
2000	Louisville	16.12
1999	Cincinnati	15.19
1998	Houston	15.50
	Saint Louis	15.50
1997	Louisville	15.82
1996	Cincinnati	14.90
1995	Cincinnati	15.12

SERVICE ACES

2010	Memphis (78 sets)	122
2009	Tulane (58)	85
2008	Tulane (57)	74
2007	Marshall (59)	141
2006	UAB (63)	128
2005	UAB (58)	126
2004	TCU (51)	111
2003	Southern Miss (49)	85
2002	Southern Miss (50)	98
2001	South Florida (54)	118
2000	Houston (57)	101
1999	Memphis (60)	103
1998	South Florida (55)	103
1997	Memphis (63)	115
1996	Marquette (56)	118
1995	Cincinnati (43)	93

SERVICE ACES PER SET

2010	Memphis	1.56
2009	Tulane	1.47
2008	Tulane	1.30
2007	Marshall	2.39
2006	UAB	2.03
2005	UAB	2.17
2004	TCU	2.18
2003	Louisville	1.83
2002	Southern Miss	1.96
2001	South Florida	2.19
2000	Houston	1.77
1999	Cincinnati	1.72
1998	South Florida	1.87
1997	Memphis	1.83
1996	South Florida	2.37
1995	Cincinnati	2.16

DIGS

2010	SMU (82 sets)	1443
2009	SMU (58)	1103
2008	UAB (64)	1016
2007	Rice (63)	1246
2006	Rice (72)	1381
2005	UTEP (57)	1010
	Rice (60)	1010
2004	DePaul (50)	843
2003	Tulane (50)	893
2002	Houston (51)	989
2001	DePaul (64)	1100
2000	DePaul (65)	1214
1999	DePaul (63)	1379
1998	Cincinnati (62)	1240
1997	Southern Miss (59)	1097
1996	Louisville (49)	883
1995	South Florida (42)	744

DIGS PER SET

2010	SMU	17.60
2009	SMU	19.02
2008	Rice	16.85
2007	Rice	19.78
2006	Rice	19.18
2005	Houston	19.42
2004	Tulane	17.68
2003	Tulane	17.86
2002	Houston	19.39

2001	Tulane	17.36
2000	South Florida	19.19
1999	DePaul	21.89
1998	Saint Louis	20.50
1997	South Florida	19.87
1996	Louisville	18.02
1995	Louisville	19.54

BLOCKS

2010	SMU (82 sets)	210
2009	UTEP (60)	176
2008	Memphis (60)	170.5
2007	Rice (63)	176.5
2006	SMU (61)	172.5
2005	UCF (61)	161
2004	Saint Louis (52)	140
2003	Cincinnati (46)	151
2002	Cincinnati (47)	148
2001	Saint Louis (67)	170
2000	Louisville (60)	177.5
1999	Saint Louis (64)	187.5
1998	Houston (54)	183
1997	Houston (61)	197
1996	Saint Louis (54)	173
1995	UAB (43)	142

BLOCK SOLOS

2010	UCF (75 sets)	54
2009	Southern Miss (64)	48
2008	East Carolina (63)	41
2007	Marshall (59)	46
	East Carolina (64)	46
2006	Marshall (62)	49
2005	SMU (56)	49
2004	DePaul (50)	39
2003	Saint Louis (51)	35
2002	Tulane (53)	45
2001	South Florida (54)	60
2000	DePaul (65)	58
1999	DePaul (63)	63
1998	Louisville (58)	75
1997	Houston (61)	49
1996	Saint Louis (54)	39
1995	Louisville (37)	42

BLOCK ASSISTS

2010	SMU (82 sets)	369
2009	UTEP (60)	300
2008	Memphis (60)	277
2007	Rice (63)	297
2006	SMU (61)	269
2005	UCF (61)	254
2004	Saint Louis (52)	237
2003	Cincinnati (46)	258
2002	Cincinnati (47)	238
2001	Louisville (62)	277
2000	Tulane (59)	261
1999	Saint Louis (64)	283
1998	Houston (54)	262
1997	Tulane (59)	335
1996	Saint Louis (54)	267
1995	UAB (43)	208

BLOCKS PER SET

2009	SMU	2.97
2008	Memphis	2.84
2007	Rice	2.80
2006	SMU	2.83
2005	UCF	2.64
2004	Louisville	3.46
2003	Cincinnati	3.28
2002	Cincinnati	3.15
2001	Cincinnati	2.83
2000	Louisville	2.96
1999	Houston	2.94
1998	Houston	3.39
1997	Tulane	3.30
1996	Saint Louis	3.19
1995	UAB	3.30

ALL-CONFERENCE

2010

First Team

Lucy Charuk, RS Jr., MB, Houston
Chandace Tryon, Jr., MB, Houston
Elizabeth Herman, Sr., OH, Marshall
Altrese Hawkins, So., OH, Memphis
Tracey Lam, Sr., L, Rice
Dana Powell, Jr., OH, SMU
Kathryn Wilkerson, Sr., OH, SMU
Ashley Mell, Jr., OH, Southern Miss
Kelsea Seymour, Jr., S, Southern Miss
Jordan Clampitt, So., S, Tulsa
Tyler Henderson, So., OH, Tulsa

Second Team

Nancy Cole, So., MB, Rice
Ashleigh McCord, Jr., OH, Rice
Kelli Becerra, Jr., S, SMU
Courtney Manning, So., MB, SMU
Jessica Oliver, Jr., OH, SMU
Izabela Grot, So., RS/OH, Tulane
Jessica Adams, So., L, Tulsa
Diana Silva, So., OH, Tulsa
Hannah Stout, Sr., OH, Tulsa
Sam Serley, So., MB, UAB
Kristin Fisher, Sr., OH, UCF

2009

First Team

Emily Sullivan, Sr., MB/OH, Marshall
Natalie Bogan, Sr., MB, Rice
Tracey Lam, Jr., L, Rice
Ashleigh McCord, So., OH, Rice
Meredith Schamun, Jr., S, Rice
Angela Hlavaty, Sr., MH, Southern Miss
Ashley Mell, So., OH, Southern Miss
Kelsea Seymour, So., S, Southern Miss
Visnja Djurdjevic, So., OH, Tulane
Jennifer Eichler, Sr., OH, Tulsa
Tyler Henderson, Fr., OH, Tulsa

Second Team

Kinsey Cave, Jr., OH, Houston
Elizabeth Fleming, Jr., S, Marshall
Kendra Kahanek, Sr., MB, SMU
Dana Powell, Sr., OH, SMU
Maia Ivanova, Sr., L, Southern Miss
Rachel Lindelow, Sr., S, Tulane
Ksenija Vlaskovic, Sr., OH, Tulane
Jessica Adams, Fr., L, Tulsa
Julia Kenealy, Sr., MB, Tulsa
Hannah Stout, Jr., MB, Tulsa
Erin Campbell, Sr., OH, UCF

2008

First Team

Lucy Charuk, So., MB, Houston
Justine Farmer, Sr., OH, Houston
Jalicia Ross, Sr., MB, Marshall
Natalie Bogan, Jr., MB, Rice
Karyn Morgan, Sr., OH, Rice
Meredith Schamun, So., S, Rice
Sara Radosevic, Sr., OH, Tulane
Bridget Wells, Sr., RS, Tulane
Beth Hodge, Sr., OH, Tulsa
Ivana Bozic, Sr., OH, UAB
Casey Dent, Sr., MB, UAB
Nevena Stefanov, Sr., S, UAB

Second Team

Laura Côté, Sr., S, Memphis
Emily Underwood, So., MB, Memphis
Jessica Holderness, Sr., OH, Rice
Tracey Lam, So., L, Tulane
Visnja Djurdjevic, Fr., OH, Tulane
Jen Linder, Sr., MB, Tulane
Jenn Miller, Jr., L, Tulane
Jennifer Eichler, Jr., OH, Tulsa
Lilly Domingos, Sr., MB, UAB
Stephanie Serma, Sr., RS, UCF

2007

First Team

Kelley Wernert, Sr., OH, East Carolina
Justine Farmer, Jr., OH, Houston
Kelly-Anne Billings, Sr., OH, Marshall
Stephanie Cahill, Sr., OH, Marshall
Shelby Burton, Sr., OH, Memphis
Sara Radosevic, Jr., OH, Tulane
Ksenija Vlaskovic, So., OH, Tulane
Bridget Wells, Jr., RS, Tulane
Fabiola Nepomuceno, Sr., OH, Tulsa
Julia Silva, Sr., S, Tulsa
Nevena Stefanov, Jr., S, UAB

Second Team

Elizabeth Fleming, Fr., S, Marshall
Jalicia Ross, Jr., MB, Marshall
Laura Cote, Jr., S, Memphis
Ashley Liford, Sr., OH, Memphis
Natalie Bogan, So., MB, Rice
Jessica Holderness, Jr., OH, Rice
Candice Davis, So., L, SMU
Jen Linder, Jr., MB, Tulane
Jenn Miller, So., L, Tulane
Casey Dent, Jr., MB/OH, UAB
Fernanda Domingos, Sr., OH, UAB

2006

First Team

Kelley Wernert, Jr., OH, East Carolina
Mignon Dubenion, Jr., MB, East Carolina
Justine Farmer, So., OH, Houston
Kelly-Anne Billings, Jr., OH, Marshall
Shelby Burton, Jr., MB, Memphis
Laura Cote, So., S, Memphis
Rachel Giubilato, Jr., OH, SMU
Sara Radosevic, So., OH, Tulane
Julia Silva, Jr., S, Tulsa
Kassiana Urnu, Jr., OH, Tulsa
Ivana Bozic, So., OH, UAB

Second Team

Heidi Krug, Sr., S, East Carolina
Stephanie Cahill, Jr., OH, Marshall
Maggie Arias, Jr., L/OH, Marshall
Uche Ndubisi, Jr., MB, Marshall
Christen Clayton, Sr., L, Memphis
Tessa Kuykendall, Sr., MB, Rice
Jen Linder, So., MB, Tulane
Jenn Miller, Fr., L, Tulane
Ksenija Vlaskovic, Fr., OH, Tulane
Germana Hilario, Sr., OH, Tulsa
Fabiola Nepomuceno, Jr., MB, Tulsa

2005

First Team

Kelly-Anne Billings, So., OH, Marshall
Pam Ferris, Sr., OH, East Carolina
Jaci Gonzalez, Sr., L, Houston
Olaya Pazo, Sr., RS/OH, Rice
Karilyn Ritter, Sr., OH, Houston
Kari Stacy, Sr., OH, UTEP
Katie Stein, Sr., S, Marshall

Second Team

Natalie Peters, Fr., MB, SMU
Sara Radosevic, Fr., OH, Tulsa
Nickie Sanlin, Sr., MB, Marshall
Becca Sartori, Jr., MB, Houston
Julia Silva, So., S, Tulsa
Kassiana Urnu, So., OH, Tulsa
Evyn Wills, Sr., L, Tulsa

Third Team

Ivana Bozic, Fr., OH, UAB
Stephanie Cahill, So., OH, Marshall
Kelly Dickson, Sr., L, Tulane
Heidi Krug, Jr., S, East Carolina
Tessa Kuykendall, Jr., MB, Rice
Brooke Peugh, Fr., MB, UTEP
Erica Wilson, Sr., OH, East Carolina

2004

First Team

Aida Antanaviciute, Saint Louis
Julie DuPont, Cincinnati
Jaci Gonzalez, Houston
Bing Sun, Louisville
Dominika Szabo, TCU
Lena Ustymenko, Louisville
Heather Watts, Memphis

Second Team

Theresa Coughlin, Marquette
Deva Fowler, Tulane
Tiara Gilkey, Memphis
Rachel Torblaa, Cincinnati
Sarah Vernon, Marquette
Talya Whitfield, TCU
Anastasia Yartseva, Louisville

Third Team

Janet Goreham, DePaul
Ellen Hayes, DePaul
Myann Hellsten, Cincinnati
Jennifer Hoffman, Louisville
Erin Ludeke, TCU
Kelly McAnelly, Houston
Anna Vaughn, TCU

2003

First Team

Julie DuPont, Cincinnati
Laura Lauder, Cincinnati
Sonja Percan, Louisville
Lena Ustymenko, Louisville
Shameka Mitchell, USF
Deva Fowler, Tulane
Karilyn Daly, Tulane

Second Team

Lou Dewes, Houston
Jaci Gonzalez, Houston
Theresa Coughlin, Marquette
Brittany Barnett, Memphis
Andrea Bush, Southern Miss
Bridget Files, Southern Miss
Anastasia Kenon, Tulane

Third Team

Lindsey Garrison, Cincinnati
Rachel Torblaa, Cincinnati
Bing Sun, Louisville
Tiara Gilkey, Memphis
Heather Watts, Memphis
Dominika Szabo, TCU
Martina Shields, UAB

2002

First Team

Bonita Wise, Cincinnati
Jenny Tanneberger, Houston
Sarah Drury, Louisville
Bing Sun, Louisville
Colleen Hunter, Saint Louis
Michelle Collier, USF
Alessandra Domingos, USF

Second Team

Julie DuPont, Cincinnati
Trish Ladusaw, Cincinnati
Jaci Gonzalez, Houston
Benny Flynn, Louisville
Stacey Mercer, Louisville
Britney Hurst, Tulane
Martina Shields, UAB

Third Team

Courtney Burg, Charlotte
Laura Darnell, Charlotte
Laura Lauder, Cincinnati
Jane Anne Karasek, Houston
Bonnye Glover, USF
Andrea Bush, Southern Miss
Dominika Szabo, TCU

2001

First Team

Trish Ladusaw, Cincinnati
Bonita Wise, Cincinnati
Becky Stahl, Cincinnati
Stephanie Bishop, DePaul
Gabriela Carbone, Houston
Jennifer Tanneberger, Houston
Jennifer Wittenburg, Houston
Sonja Percan, Louisville
Meghan Devine, Marquette
Colleen Hunter, Saint Louis
Michelle Collier, USF
Alessandra Domingos, USF

Second Team

Courtney Burg, Charlotte
Rachel Beran, Cincinnati
Laura Lauder, Cincinnati
Christa Dirr, DePaul
Kara Jakusz, DePaul
Lara Marks, DePaul
Jing Ding, Louisville
Lesley Drury, Louisville
Vesna Grbavac, Marquette
Amie Hamilton, Memphis
Britney Hurst, Tulane
Anastasia Kenon, Tulane

2000

First Team

Rachel Beran, Cincinnati
Trish Ladusaw, Cincinnati
Stephanie Meinig, Cincinnati
Bonita Wise, Cincinnati
Kara Jakusz, DePaul
Stephanie Bishop, DePaul
Jennifer Wittenburg, Houston
Stacey Mercer, Louisville
Colleen Hunter, Saint Louis
Michelle Collier, USF
Rachelle Paul, USF
Kim Sentmore, Tulane

Second Team

Ozlem Ozkan, Charlotte
Shauntel Miller, Cincinnati
Christa Dirr, DePaul
Michelle Frazier, Houston
Bobbie Stewart, Houston
Kelly McClain, Louisville
Lesley Drury, Louisville
Emily Roberson, Louisville
Anastasia Zaitseva, Louisville
Mehgan Devine, Marquette
Melanie Mueller, USF
Erin Dobyanski, Tulane

1999

First Team

Michelle Frazier, Houston
Laura Risley, Saint Louis
Stephanie Bishop, DePaul
Kelly McClain, Louisville
Stephanie Meinig, Cincinnati
Chris Curtin, Marquette

Second Team

Sonja Percan, Louisville
Vesna Grbavac, Marquette
Annie Gant, Cincinnati
Bonita Wise, Cincinnati
Kim Sentmore, Tulane
Ozlem Ayturk, Charlotte

Third Team

Bobbie Stewart, Houston
Kristin Guidish, Houston
Colleen Hunter, Saint Louis
Emily Bowers, Charlotte
Lori Gribben, USF
Jing Ding, Louisville



**1998**First Team

Sonya Gubaidalina, Louisville
Michelle Collier, USF
Tosha Barnicoat, Southern Miss
Ksenya Korshunova, Saint Louis
Becky Tenkman, Cincinnati
Laura Risley, Saint Louis

Second Team

Kathleen Ryan, DePaul
Jenny Kniss, Houston
Marina Sinichenko, Louisville
Debbie Vokes, Houston
Michelle Fraizer, Houston
Lelia Roberts, Saint Louis

Third Team

Maria Hogberg, USF
Lise Hissink, Cincinnati
Anne Kordes, Louisville
Kelly McClain, Louisville
Rachel Wulff, USF
Ozlem Aytüre, Charlotte
Sherry Newton, Louisville

1997First Team

Paula Araujo, USF
Sonya Gubaidalina, Louisville
Emily Leffers, Houston
Sarah Runka, USF
Becky Tenkman, Cincinnati
Julie Tretten, Saint Louis

Second Team

Tosha Barnicoat, Southern Miss
Bethany Hill, Houston
Shalini Job, Southern Miss
Tonya Larson, UAB
Martha Meyer, Marquette
Debbie Vokes, Houston

Third Team

Jaime Bielenda, Charlotte
Kim Carpenter, Louisville
Michelle Frazier, Houston
Anne Kordes, Louisville
Katie Ryan, DePaul
Chrissy Smith, Cincinnati

1996First Team

Paula Araujo, USF
Erica Berggren, USF
Nashika Stokes, Houston
Stephanie Storen, Louisville
Becky Tenkman, Cincinnati
Debbie Vokes, Houston

Second Team

Jackie Byrne, Louisville
Tonya Larson, UAB
Beth Kuhnell, Louisville
Sami Sawyer, Houston
Chrissy Smith, Cincinnati
Julie Tretten, Saint Louis

Third Team

Beth Buerhaus, Cincinnati
Sonia Gubaidalina, Louisville
Becky Oliver, Saint Louis
Sarah Runka, USF
Katiane Simonetti, USF
Marie-Claude Tourillon, Houston

1995First Team

Erica Berggren, USF
Jackie Byrne, Louisville
Stephanie Feulner, Saint Louis
Haylee Red, USF
Stephanie Storen, Louisville
Monique Swaby, Memphis

Second Team

Anne Kordes, Cincinnati
Beth Kuhnell, Louisville
Erica Moore, Louisville
Sarah Runka, USF
Chrissy Smith, Cincinnati
Julie Tretten, Saint Louis

Honorable Mention

Bree Barnard, UAB
Keelyn Krill, Marquette
Tonya Larson, UAB
Cappy Meyer, Tulane
Martha Meyer, Marquette
Becky Oliver, Saint Louis

ALL-FRESHMAN**2010**

Cori Martone, Tulane
Elizabeth Kale, Tulsa
Ally Slaughter, UAB
Nichole Riedel, UCF
Jeane Horton, UTEP
Melissa Toth, UTEP

2009

Altrese Hawkins, OH, Memphis
Marija Milosavljevic, MB, Tulane
Jessica Adams, DS/L, Tulsa
Tyler Henderson, OH, Tulsa
Sam Serley, MB, UAB

2008

Ingrida Zauere, MB, Houston
Carolyn Baker, MH, Memphis
Ashleigh McCord, MB, Rice
Dana Powell, OH, SMU
Lauren Sears, MS, Southern Miss
Visnja Djurdjevic, OH, Tulane
Rachel Vukson, S, Tulsa

2007

Elizabeth Fleming, S, Marshall
Hannah Sullivan, OH, Houston
Caroline Gill, MB, Rice
Tracey Lam, L, Rice
Kathryn Wilkerson, OH, SMU
Hanna Stout, MH, Tulsa

2006

Erin Rice, MB, Houston
Natalie Bogan, MB, Rice
Kendra Kahanek, MB, SMU
Angela Hlavaty, OH, Southern Miss
Jenn Miller, L, Tulane
Ksenija Vaskovic, OH, Tulane

2005

Ivana Bozic, OH, UAB
Justine Farmer, OH, Houston
Natalie Peters, MB, SMU
Brooke Peugh, MB, UTEP
Sara Radosevic, OH, Tulane
Luna Rebrovic, S, Tulane

2004

Svetlana Dukule, Louisville
Kristina Fabris, USF
Sutton Lasater, Saint Louis
Elenda Pilnikova, Louisville
Kimberly Todd, Marquette
Talaya Whitfield, TCU

2003

Myanna Hellsten, Cincinnati
Jamie Bevan, East Carolina
Kelly McAnelly, Houston
Anastasia Yartseva, Louisville
Anna Vaughn, TCU
Bilun Gunal, UAB

2002

Lisa Newell, Charlotte
Jennifer Craven, Louisville
Lena Ustymenko, Louisville
Theresa Coughlin, Marquette
Corinne Walsh, USF
Kelli Dickson, Tulane

2001

Julie DuPont, Cincinnati
Becky Stahl, Cincinnati
Jennifer Amobi, Marquette
Rachel Jobs, USF
Shameka Mitchell, USF
Anastasia Kenon, Tulane

2000

Laura Lauder, Cincinnati
Anastasia Zaitseva, Louisville
Ann Lopata, Marquette
Brittany Barnett, Memphis
Shannan Swiney, Saint Louis
Lauren Jones-McClain, Tulane

1999

Sonja Percan, Louisville
Bonita Wise, Cincinnati
Colleen Hunter, Saint Louis
Denise Feer, UAB
Lara Clarkson, DePaul
Stacey Mercer, Louisville

1998

Michelle Collier, USF
Lise Hissink, Cincinnati
Maria Hogberg, USF
Kelly Tribble, Southern Miss
Stephanie Bishop, DePaul
Jessica Henry, Memphis
Mehgan Devine, Marquette

1997

Ozlem Aytüre, Charlotte
Liz Egasti, Marquette
Michelle Frazier, Houston
Liz Gruns, Tulane
Jenni Kniss, Houston
Kelly McClain, Louisville

1996

Tosha Barnicoat, Southern Miss
Kim Carpenter, Louisville
Laura Risley, Saint Louis
Abby Roberts, Marquette
Marina Sinichenko, Louisville
Marsha Waulfe, Charlotte

1995

Cristy Chapman, Louisville
Heidi Ericson, USF
Hailey Isham, UAB
Shalini Job, Southern Miss
Kristen Shircliff, Saint Louis
Becky Tenkman, Cincinnati

C-USA ALL-ACADEMIC**2010**

Elizabeth Fleming, Marshall
Christine Bach, Memphis
Altrese Hawkins, Memphis
Tracey Lam, Rice
Caitlin Adair, SMU
Dana Powell, SMU
Lauren Sears, Southern Miss
Kelsea Seymour, Southern Miss
Lindsey Shepard, Tulane
Sam Serley, UAB
Kristin Fisher, UCF
Tory McCutcheon, UCF

2009

Elizabeth Fleming, Marshall
Christine Bach, Memphis
Becky Shaffer, Memphis
Jessica Boulavsky, Rice
Tracey Lam, Rice
Jennifer McClean, Rice
Lauren Sears, Southern Miss
Lindsey Shepard, Tulane
Jennifer Eichler, Tulsa
Andrea Lalic, UAB
Cassandra Burruel, UTEP

2008

Stephanie Turner, East Carolina
Kelsey King, Houston
Elizabeth Fleming, Marshall
Christine Bach, Memphis
Emily Underwood, Memphis
Tracey Lam, Rice
Ashley Petrinc, Southern Miss
Jenn Miller, Tulane
Lindsey Shepard, Tulane
Casey Dent, UAB
Jenny Heppert, UCF

2007

Kelley Wernert, East Carolina
Kelsey King, Houston
Kelly-Anne Billngy, Marshall
Stephanie Cahill, Marshall
Uche Ndubisi, Marshall
Christine Bach, Memphis
Ashley Liford, Memphis
Jessie Boulavsky, Rice
Ashley Petrinc, Southern Miss
Ashley Bernards, Tulane
Jenn Miller, Tulane
Kelsey Wood, Tulsa
Casey Dent, UAB
Jenny Heppert, UCF

2006

Heidi Krug, East Carolina
Krustal Schulle, Houston
Millicent Martin, Houston
Christin Bimberg, Marshall
Ashley Liford, Memphis
Tessa Kuykendall, Rice
Rachel Lopez, Rice
Ashley Petrinc, Southern Miss
Julia Silva, Tulsa
Casey Dent, UAB
Katie Smith, UTEP

INDIVIDUAL AWARDS**PLAYER OF THE YEAR**

2010	Tyler Henderson, Tulsa
2009	Visnja Djurdjevic, Tulane
	Jennifer Eichler, Tulsa
2008	Sara Radosevic, Tulane
2007	Kelly-Anne Billngy, Marshall
2006	Kelly-Anne Billngy, Marshall
2005	Kelly-Anne Billngy, Marshall
2004	Julie DuPont, Cincinnati
2003	Julie DuPont, Cincinnati
2002	Michelle Collier, USF
2001	Jennifer Wittenburg, Houston
2000	Michelle Collier, USF
1999	Laura Risley, Saint Louis
	Michelle Frazier, Houston
1998	Sonya Gubaidalina, Louisville
1997	Paula Araujo, USF
1996	Erica Berggren, USF
1995	Erica Berggren, USF

COACH OF THE YEAR

2010	Ed Allen, Tulsa
2009	Ricci Luyties, Southern Miss
2008	Liz Kritza, Tulane
	Genny Volpe, Rice
2007	Mitch Jacobs, Marshall
	Liz Kritza, Tulane

2006 Ed Allen, Tulsa
 2005 Mitch Jacobs, Marshall
 2004 Leonid Yelin, Louisville
 2003 Santiago Restrepo, Southern Miss
 2002 Nancy Mueller, USF
 2001 Reed Sunahara, Cincinnati
 2000 Nancy Mueller, USF
 1999 Dawn Dockstader, DePaul
 1998 Marilyn Nolen, Saint Louis
 1997 Perri Hankins, USF
 1996 Perri Hankins, USF
 1995 Don Hardin, Louisville

SETTER OF THE YEAR

2010 Jordan Clampitt, Tulsa
 2009 Meredith Schamun, Rice
 Kelsea Seymour, Southern Miss
 2008 Nevena Stefanov, UAB
 2007 Julia Silva, Tulsa
 2006 Julia Silva, Tulsa
 2005 Katie Stein, Marshall
 2004 Heather Watts, Memphis
 2003 Laura Lauder, Cincinnati
 2002 Alessandra Domingos, USF
 2001 Alessandra Domingos, USF
 2000 Kara Jakusz, DePaul
 1999 Annie Gant, Cincinnati
 1998 Lelia Roberts, Saint Louis
 1997 Sarah Runka, USF
 1996 Stephanie Storen, Louisville
 1995 Stephanie Storen, Louisville

LIBERO OF THE YEAR

2010 Tracey Lam, Rice
 2009 Tracey Lam, Rice
 2008 Tracey Lam, Rice
 2007 Jenn Miller, Tulane
 2006 Christen Clayton, Memphis
 2005 Jaci Gonzalez, Houston
 2004 Jaci Gonzalez, Houston
 2003 Karlyn Daly, Tulane
 2002 Trish Ladusaw, Cincinnati
 2001 Trish Ladusaw, Cincinnati
 2000 Trish Ladusaw, Cincinnati
 1998 Amie Hamilton, Memphis
 1997 Katie Graham, Cincinnati

FRESHMAN OF THE YEAR

2010 Cori Martone, Tulane
 2009 Tyler Henderson, Tulsa
 2008 Visnja Djurdjevic, Tulane
 2007 Elizabeth Fleming, Marshall
 2006 Ksenija Vaskovic, Tulane
 2005 Sara Radosevic, Tulane
 2004 Kristina Fabris, USF
 2003 Myanna Hellsten, Cincinnati
 2002 Jennifer Craven, Louisville
 2001 Becky Stahl, Cincinnati
 2000 Anastasia Zaitseva, Louisville
 Laura Lauder, Cincinnati
 1999 Bonita Wise, Cincinnati
 Sonja Percan, Louisville
 1998 Michelle Collier, USF
 1997 Michelle Frazier, Houston
 1996 Marina Sinichenko, Louisville
 1995 Becky Tenkman, Cincinnati

NEWCOMER OF THE YEAR

2009 Michelle Uzoh, UAB
 2008 Jennifer Eichler, Tulsa
 2007 Lilly Domingos, UAB
 2006 Fernanda Domingos, UAB

ALL-TOURNAMENT TEAM

2009
 Visnja Djurdjevic, Tulane
 Tyler Henderson, Tulsa
 Jennifer Eichler, Tulsa
 Tracey Lam, Rice
 Jennifer McClean, Rice
 Meredith Schamun, Rice

2008
 Justine Farmer, Houston
 Tracey Lam, Rice
 Lilly Domingos, UAB
 Visnja Djurdjevic, Tulane
 Nevena Stefanov, UAB
 Sara Radosevic, Tulane

2007

Kelly-Anne Billings, Marshall
 Sara Radosevic, Tulane
 Fabiola Nepomuceno, Tulsa
 Fernanda Domingos, UAB
 Nevena Stefanov, UAB
 Julia Silva, Tulsa

2006

Ivana Bozic, UAB
 Fernanda Domingos, UAB
 Shelby Burton, MEM
 Laura Cote, MEM
 Kelly-Anne Billings, MAR
 Justine Farmer, HOU

2005

Kelly-Anne Billings, Marshall
 Jaci Gonzalez, Houston
 Sara Radosevic, Tulane
 Kariny Ritter, Houston
 Nickie Sanlin, Marshall
 Brittany Stowers, UTEP

2004

Heather Watts, Memphis
 Julie DuPont, Cincinnati
 Theresa Coughlin, Marquette
 Sarah Vernon, Marquette
 Jennifer Hoffman, Louisville
 Lena Ustymenko, Louisville

2003

Kelly McAnelly, Houston
 Stacey Percan, Louisville
 Bing Sun, Louisville
 Lena Ustymenko, Louisville
 Tiara Gilkey, Memphis
 Heather Watts, Memphis

2002

Bonita Wise, Cincinnati
 Stacey Mercer, Louisville
 Bing Sun, Louisville
 Michelle Collier, USF
 Shameka Mitchell, USF
 Alessandra Domingos, USF

2001

Bonita Wise, Cincinnati
 Stephanie Bishop, DePaul
 Kara Jakusz, DePaul
 Sonja Percan, Louisville
 Anastasia Zaitseva, Louisville
 Meghan Devine, Marquette

2000

Jennifer Wittenburg, Houston
 Rachelle Paul, USF
 Michelle Collier, USF
 Anastasia Zaitseva, Louisville
 Leslie Drury, Louisville

1999

Stephanie Meinig, Cincinnati
 Sonja Percan, Louisville
 Bonita Wise, Cincinnati
 Shante Haymore, Cincinnati
 Stephanie Bishop, DePaul
 Bobbi Stewart, Houston

1998
 Marina Sinichenko, Louisville
 Sonya Gubaidulina, Louisville
 Kelly McClain, Louisville
 Michelle Collier, USF
 Rachel Wulff, USF
 Becky Tenkman, Cincinnati

1997

Lauren Burny, Cincinnati
 Shannon Hergert, Tulane
 Emily Leffers, Houston
 Becky Tenkman, Cincinnati
 Julie Tretten, Saint Louis
 Debbie Vokes, Houston

1996

Paula Araujo, USF
 Erica Berggren, USF
 Jackie Byrne, Louisville
 Suzanne Oren, Saint Louis
 Sarah Runka, USF
 Debbie Vokes, Houston

1995

Erica Berggren, USF
 Jackie Byrne, Louisville
 Annie Filley, Louisville
 Stephanie Feulner, Saint Louis
 Beth Kuhnell, Louisville
 Haylee Red, USF

TOURNAMENT MVP

2009 Meredith Schamun, Rice
 2008 Sara Radosevic, Tulane
 2007 Julia Silva, Tulsa
 2006 Ivana Bozic, UAB
 2005 Kelly-Anne Billings, Marshall
 2004 Lena Ustymenko, Louisville
 2003 Lena Ustymenko, Louisville
 2002 Alessandra Domingos, USF
 2001 Kara Jakusz, DePaul
 2000 Jing Ding, Louisville
 1999 Stephanie Meinig, Cincinnati
 1998 Marina Sinichenko, Louisville
 1997 Emily Leffers, Houston
 1996 Erica Berggren, USF
 1995 Haylee Red, USF

OFFENSIVE PLAYERS OF THE WEEK

2010
 A30 Tyler Henderson, Tulsa
 Dana Powell, SMU
 S6 Tyler Henderson, Tulsa
 S13 Altrese Hawkins, Memphis
 S20 Chandace Tryon, Houston
 S27 Tyler Henderson, Tulsa
 O4 Altrese Hawkins, Memphis
 O11 Tyler Henderson, Tulsa
 O18 Hannah Stout, Tulsa
 O25 Tyler Henderson, Tulsa
 N1 Ashley Mell, Southern Miss
 N8 Cori Martone, Tulane
 N15 Kathryn Wilkerson, SMU
 N22 Tyler Henderson, Tulsa
 N29 Kristen Fisher, UCF

2009

A31 Elizabeth Herman, Marshall
 S8 Hannah Stout, Tulsa
 S14 Dana Powell, SMU
 S21 Ashley Mell, Southern Miss
 S28 Visnja Djurdjevic, Tulane
 O5 Ashley Mell, Southern Miss
 O12 Tyler Henderson, Tulsa
 O19 Angela Hlavaty, Southern Miss
 O26 Hannah Stout, Tulsa &
 Emily Sullivan, Marshall
 N2 Tyler Henderson, Tulsa
 N9 Tyler Henderson, Tulsa
 N16 Tyler Henderson, Tulsa

2008
 S2 Emily Sullivan, Marshall
 S9 Hannah Stout, Tulsa
 S16 Visnja Djurdjevic, Tulane
 S22 Bridget Wells, Tulane
 S29 Casey Dent, UAB
 O6 Ivana Bozic, UAB
 O13 Jen Linder, Tulane
 O20 Ivana Bozic, UAB
 O27 Emily Underwood, Memphis
 & Jennifer Eichler, Tulsa
 N3 Ivana Bozic, UAB
 N10 Karyn Morgan, Rice
 N17 Bridget Wells, Tulane

2007

A27 Fernanda Domingo, UAB
 S4 Natalie Peters, SMU
 S10 Justine Farmer, Houston
 S17 Shelby Burton, Memphis &
 Kelley Wernert, East Carolina
 S24 Kelly-Anne Billings, Marshall
 O1 Sara Radosevic, Houston
 O8 Stephanie Cahill, Marshall
 O15 Justine Farmer, Houston
 O22 Sara Radosevic, Tulane
 O29 Kelly-Anne Billings, Marshall
 N5 Aleksandra Vujovic, UAB
 N12 Stephanie Cahill, Marshall

2006

A 28 Sara Radosevic, Tulane
 S11 Shelby Burton, Memphis
 S5 Tessa Kuykendall, Rice
 S18 Kelly-Anne Billings, Marshall
 S25 Kelly-Anne Billings, Marshall
 O2 Kelly McAnelly, Houston
 Kassandra Urnau, Tulsa
 O9 Sara Radosevic, Tulane
 O16 Sarah Bury, Memphis
 O23 Kelly-Anne Billings, Marshall
 O30 Shelby Burton, Memphis
 N6 Sara Radosevic, Tulane
 N13 Rachel Giubilato, SMU

2005

A29 Kariny Ritter, Houston
 S6 Olaya Pazo, Rice
 S12 Ivana Bozic, UAB
 S19 Kari Stacy, UTEP
 Olaya Pazo, Rice
 S26 Kelly-Anne Billings, Marshall
 O3 Brooke Peugh, UTEP
 O10 Kariny Ritter, Houston
 O17 Kelly-Anne Billings, Marshall
 Kariny Ritter, Houston
 Kari Stacy, UTEP
 O24 Kelly-Anne Billings, Marshall
 O31 Kari Stacy, UTEP
 N7 Kari Stacy, UTEP
 N14 Brooke Peugh, UTEP

2004

S7 Julie DuPont, Cincinnati
 Aida Antanaviciute, Saint Louis
 Ellen Rehme, TCU
 S13 Tiara Gilkey, Memphis
 S20 Aida Antanaviciute, Saint Louis
 S27 Tiara Gilkey, Memphis
 O4 Dominika Szabo, TCU
 O11 Aida Antanaviciute, Saint Louis
 Anna Vaughn, TCU
 O18 Kimberley Todd, Marquette
 O25 Aida Antanaviciute, Saint Louis
 Janet Goreham, DePaul
 N1 Myanna Hellsten, Cincinnati
 Lena Ustymenko, Louisville
 N8 Kristina Fabris, USF
 N15 Erica Heisser, Marquette





- 2003**
S1 Julie DuPont, Cincinnati
Tiara Gilkey, Memphis
S8 Katie Jannusch, East Carolina
S15 Heather Watts, Memphis
S22 Bridget Files, Southern Miss
S29 Dominika Szabo, TCU
O6 Shameka Mitchell, USF
Andrea Bush, Southern Miss
O13 Julie DuPont, Cincinnati
Amy Truong, Southern Miss
O20 Deva Fowler, Tulane
O27 Myanna Hellsten, Cincinnati
Lena Ustymenko, Louisville
N3 Kim Swafford, Tulane
N10 Julie DuPont, Cincinnati
N17 Lena Ustymenko, Louisville

- 2002**
S2 Sonja Percan, Louisville
S9 Jenny Tanneberger, Houston
S16 Bing Sun, Louisville
S23 Heather Watts, Memphis
Bonita Wise, Cincinnati
S30 Bridget Files, Southern Miss
O7 Britney Hurst, Tulane
O14 Colleen Hunter, Saint Louis
Jenny Tanneberger, Houston
O21 Bing Sun, Louisville
O28 Michelle Collier, USF
Colleen Hunter, Saint Louis
N4 Julie DuPont, Cincinnati
Jenny Tanneberger, Houston
Bonita Wise, Cincinnati
N11 Alessandra Domingos, USF
N18 Britney Hurst, Tulane

- 2001**
S4 Stephanie Bishop, DePaul
S10 Amie Hamilton, Memphis
S24 Jennifer Wittenburg, Houston
O1 Becky Stahl, Cincinnati
O8 Sonja Percan, Louisville
O15 Julie DuPont, Cincinnati
Colleen Hunter, Saint Louis
O22 Stephanie Bishop, DePaul
Colleen Hunter, Saint Louis
O29 Jennifer Amobi, Marquette
N5 Jennifer Wittenburg, Houston
N12 Jennifer Wittenburg, Houston

- 2000**
S5 Colleen Hunter, Saint Louis
S11 Michelle Collier, USF
S18 Jennifer Wittenburg, Houston
S25 Kara Jakusz, DePaul
O2 Stephanie Meinig, Cincinnati
O9 Jennifer Wittenburg, Houston
Trish Ladusaw, Cincinnati
O16 Colleen Hunter, Saint Louis
O23 Bing Sun, Louisville
Rachelle Paul, USF
O30 Liz Egasti, Marquette
N6 Trish Ladusaw, Cincinnati
N13 Michelle Collier, USF

- 1999**
S7 Kim Sentmore, Tulane
S13 Laura Risley, Saint Louis
S20 Michelle Frazier, Houston
S27 Vesna Grbac, Marquette
O4 Kristin Guidish, Houston
O11 Kara Jakusz, DePaul
O18 Stephanie Bishop, DePaul
O25 Kelly McClain, Louisville
N1 Stephanie Meinig, Cincinnati
N8 Chris Curtin, Marquette
N15 Sonja Percan, Louisville

- 1998**
S8 Sonya Gubaidalina, Louisville
S14 Michelle Collier, USF
S21 Tosha Barnicoat, Southern Miss
Laura Risley, Saint Louis
S28 Jenny Kniss, Houston

- O5 Laura Risley, Saint Louis
O12 Kelly Tribble, Southern Miss
O19 Laura Risley, Saint Louis
O26 Tosha Barnicoat, Southern Miss
N2 Jenny Kniss, Houston
N9 Michelle Collier, USF
N16 Michelle Collier, USF

- 1997**
S2 Paula Araujo, USF
S8 Martha Meyer, Marquette
S15 Paula Araujo, USF
S22 Becky Tigert, Memphis
S29 Julie Tretten, Saint Louis
O6 Paula Araujo, USF
O13 Kelly McClain, Louisville
O20 Emily Leffers, Houston
O27 Karen Marold, Southern Miss
N3 Michelle Frazier, Houston
N10 Becky Tenkman, Cincinnati
N17 Jaime Bielenda, Charlotte

- 1996**
S3 Paula Araujo, USF
Marina Sinichenko, Louisville
S9 Sonia Gubaidulina, Louisville
S16 Nashika Stokes, Houston
S23 Chrissy Smith, Cincinnati
S30 Marie-Claude Tourillon, Houston
O7 Julie Tretten, Saint Louis
O14 Erica Berggren, USF
O21 Becky Oliver, Saint Louis
O28 Erica Berggren, USF
N4 Paula Araujo, USF
N11 Paula Araujo, USF
N18 Laura Risley, Saint Louis

- 1995**
S11 Erica Berggren, USF
S18 Monique Swaby, Memphis
S25 Haylee Red, USF
O2 Stephanie Feulner, Saint Louis
Liz Mullen, Memphis
O9 Stephanie Feulner, Saint Louis
O16 Erica Berggren, USF
O23 Beth Kuhnell, Louisville
Chrissy Smith, Cincinnati
N6 Jackie Byrne, Louisville
N13 Erica Berggren, USF

SETTERS OF THE WEEK

- 2010**
A30 Kelli Becerra, SMU
S6 Jordan Clampitt, Tulsa
S13 Kelsea Seymour, Southern Miss
S20 Jordan Clampitt, Tulsa
S27 Jordan Clampitt, Tulsa
O4 Jordan Clampitt, Tulsa
O11 Amber Brooks, Houston & Kelli Becerra, SMU
O18 Kelsea Seymour, Southern Miss
O25 Kelsea Seymour, Southern Miss
N1 Jordan Clampitt, Tulsa
N8 Amber Brooks, Houston
N15 Elizabeth Fleming, Marshall
N22 Jordan Clampitt, Tulsa
N29 Rachel Vukson, UCF

- 2009**
A31 Andee Youngblood, UCF
S8 Elizabeth Fleming, Marshall
S14 Rachel Lindelow, Tulane
S21 Kelsea Seymour, Southern Miss
S28 Rachel Lindelow, Tulane & Meredith Schamun, Rice
O5 Kelsea Seymour, Southern Miss
O12 Meredith Schamun, Rice
O19 Kelsea Seymour, Southern Miss
O26 Elizabeth Fleming, Marshall
N2 Meredith Schamun, Rice
N9 Kelsea Seymour, Southern Miss
N16 Meredith Schamun, Rice

- 2008**
S2 Liz Fleming, Marshall
S9 Kelsey King, Houston
S16 Nevena Stefanov, UAB
S22 Lauren Rosenthal, UCF
S29 Meredith Schamun, Rice
O6 Lauren Rosenthal, UCF
O13 Nevena Stefanov, UAB
O20 Laura Cote, Memphis
O27 Rachel Vukson, Tulsa
N3 Meredith Schamun, Rice
N10 Meredith Schamun, Rice
N17 Liz Fleming, Marshall

- 2007**
A27 Julia Silva, Tulsa
S4 Julia Silva, Tulsa & Stefanie Kons, SMU
S10 Katie Koop, East Carolina
S17 Laura Cote, Memphis
S24 Julia Silva, Tulsa & Elizabeth Fleming, Marshall
O1 Nevena Stefanov, UAB
O8 Julia Silva, Tulsa
O15 Nevena Stefanov, UAB
O22 Julia Silva, Tulsa
O29 Elizabeth Fleming, Marshall
Elizabeth Fleming, Marshall
N5 Nevena Stefanov, UAB
N12 Elizabeth Fleming, Marshall

- 2006**
A 28 Laura Cote, Memphis
Kelsey King, Houston
Julia Silva, Tulsa
S5 Christin Bimberg, Marshall
S11 Julia Silva, Tulsa
S18 Julia Silva, Tulsa
S25 Julia Silva, Tulsa
O2 Rachel Lopez, Rice
O9 Rachel Lopez, Rice
O16 Heidi Krug, East Carolina
O23 Laura Cote, Memphis
O30 Christin Bimberg, Marshall
Nevena Stefanov, UAB
N6 Nevena Stefanov, UAB
N13 Julia Silva, Tulsa

- 2005**
A29 Julia Silva, Tulsa
S6 Laura Cote, Memphis
S12 Julia Silva, Tulsa
S19 Heidi Krug, East Carolina
S26 Katie Stein, Marshall
O3 Laura Cote, Memphis
O10 Kristina Hoban, Rice
O17 Katie Stein, Marshall
O24 Julia Silva, Tulsa
O31 Jennifer Hohl, Houston
Kristina Hoban, Rice
N7 Julia Silva, Tulsa
N14 Kristina Hoban, Rice

- 2004**
S7 Heather Watts, Memphis
S13 Sarah Vernon, Marquette
S20 Heather Watts, Memphis
S27 Heather Watts, Memphis
O4 Erin Ludeke, TCU
O11 Sarah Vernon, Marquette
O18 Molly McDonald, Charlotte
O25 Molly McDonald, Charlotte
N1 Heather Watts, Memphis
N8 Sarah Vernon, Marquette
N15 Sarah Vernon, Marquette
Heather Watts, Memphis

DEFENSIVE PLAYERS OF THE WEEK

- 2010**
A30 Sidney Stewart, SMU
S6 Jessica Adams, Tulsa
S13 Sidney Stewart, SMU
S20 Tracey Lam, Rice
S27 Stephanie Figueroa, UTEP
O4 Tracey Lam, Rice
O11 Stephanie Figueroa, UTEP
O18 Tracey Lam, Rice
O25 Sidney Stewart, SMU
N1 Jessica Adams, Tulsa
N8 Michelle Uzoh, UAB
N15 Jessica Adams, Tulsa
N22 Sidney Stewart, SMU
N29 Tracey Lam, Rice

- 2009**
A31 Jessica Adams, Tulsa
S8 Maia Ivanova, Southern Miss
S14 Sidney Stewart, SMU & Jessica Adams, Tulsa
S21 Sidney Stewart, SMU
S28 Jennifer Nolasco, UTEP
O5 Maia Ivanova, Southern Miss
O12 Kendra Kahaneck, SMU
O19 Jessica Adams, Tulsa
O26 Tracey Lam, Rice
N2 Tracey Lam, Rice & Patty Paniagua, UAB
N9 Jessica Adams, Tulsa
N16 Tracey Lam, Rice

- 2008**
S2 Tracey Lam, Rice
S9 Christine Bach, Memphis
S16 Trish Monroe, East Carolina
S22 Christine Bach, Memphis & Jenn Miller, Tulane
S29 Jenn Miller, Tulane
O6 Tracey Lam, Rice & Malorey Grove, Tulsa
O13 Lilly Domingo, UAB
O20 Tracey Lam, Rice
O27 Tracey Lam, Rice & Christine Bach, Memphis
N3 Amanda Carson, Houston
N10 Trish Monroe, East Carolina
N17 Kendra Kahaneck, SMU

- 2007**
A27 Candice Davis, SMU
S4 Brianna Galvin, UAB
S10 Jenn Miller, Tulane
S17 Jenn Miller, Tulane
S24 Caroline Gill, Rice
O1 Candice Davis, SMU
O8 Sarah Bury, Memphis & Malorey Grove, Tulsa
O15 Tracey Lam, Rice
O22 Jenn Miller, Tulane
O29 Jenn Miller, Tulane
N5 Christine Bach, Memphis
N12 Tracey Lam, Rice

- 2006**
A28 Jenn Miller, Tulane
S5 Ashley Calhoun, Houston
S11 Heidi Krug, East Carolina
S18 Kassiana Urnau, Tulsa
S25 Amanda Blunck, Southern Miss
O2 Yvette Kirk, Rice
O9 Yvette Kirk, Rice
Candice Davis, SMU
O16 Christen Clayton, Memphis
O23 Candice Davis, SMU
O30 Christen Clayton, Memphis
N6 Brianna Galvin, UAB
N13 Candice Davis, SMU



NATIONAL HONORS

2010

AVCA ALL-AMERICA SECOND TEAM

Tyler Henderson, Tulsa (OH, So.)

HONORABLE MENTION

Lucy Charuk, Houston (MB, RS Jr.)
Jordan Clappitt, Tulsa (S, So.)
Nancy Cole, Rice (MB, So.)
Altrese Hawkins, Memphis (OH/RS, So.)
Tracey Lam, Rice, DS/L, So.)
Ashley Mell, Southern Miss (OH, Jr.)
Dana Powell, SMU (OH, Jr.)
Sam Serley, UAB (MB, So.)
Kelsea Seymour, Southern Miss (S, Jr.)

ALL-MIDWEST REGION

Lucy Charuk, Houston (MB, RS Jr.)
Jordan Clappitt, Tulsa (S, So.)
Nancy Cole, Rice (MB, So.)
Altrese Hawkins, Memphis (OH/RS, So.)
Tyler Henderson, Tulsa (OH, So.)
Tracey Lam, Rice, DS/L, So.)
Ashley Mell, Southern Miss (OH, Jr.)
Dana Powell, SMU (OH, Jr.)
Sam Serley, UAB (MB, So.)
Kelsea Seymour, Southern Miss (S, Jr.)

MIDWEST HONORABLE MENTIONS

Jessica Adams, Tulsa (DS/L, So.)
Jessica Oliver, SMU (OH, Jr.)

MIDWEST REGION

COACH OF THE YEAR

Ed Allen, Tulsa

AVCA NATIONAL DIVISION I

PLAYERS OF THE WEEK

Tyler Henderson, Tulsa (OH, So.)

CVU.com NATIONAL

PLAYERS OF THE WEEK

Tyler Henderson, Tulsa (OH, So.)

CVU.com TOP 5

COACH OF THE YEAR

Ed Allen, Tulsa

SETTER OF THE YEAR

Jordan Clappitt, Tulsa

LIBERO OF THE YEAR

Tracey Lam, Rice

CVU.com Stellar Spikers Teams

FIRST TEAM

Tyler Henderson, Tulsa
Jordan Clappitt, Tulsa

SECOND TEAM

Tracey Lam, Rice

2009

AVCA ALL-AMERICA

HONORABLE MENTION

Jessica Adams, Tulsa (DS/L, Fr.)
Kendra Kahane, SMU (MB, Sr.)
Visnja Djurdjevic, Tulane (OH, So.)
Jennifer Eichler, Tulsa (RS/Opp., Sr.)
Tyler Henderson, Tulsa (OH, Fr.)
Tracey Lam, Rice, DS/L, Jr.)
Rachel Lindelow, Tulane (S, Sr.)
Ashleigh McCord, Rice (OH, So.)
Ashley Mell, Southern Miss (OH, So.)
Dana Powell, SMU (OH, So.)
Meredith Schamun, Rice (S, Jr.)
Kelsea Seymour, Southern Miss (S, So.)

ALL-MIDWEST REGION

Natalie Bogan, Rice (MB, Sr.)
Visnja Djurdjevic, Tulane (OH, So.)
Jennifer Eichler, Tulsa (RS/Opp., Sr.)
Tyler Henderson, Tulsa (OH, Fr.)
Tracey Lam, Rice (DS/L, Jr.)
Rachel Lindelow, Tulane (S, Sr.)
Ashleigh McCord, Rice (OH, So.)
Dana Powell, SMU (OH, So.)
Meredith Schamun, Rice (S, Jr.)

MIDWEST HONORABLE MENTIONS

Jessica Adams, Tulsa (DS/L, Fr.)
Kendra Kahane, SMU (MB, Sr.)
Ashley Mell, Southern Miss (OH, So.)
Kelsea Seymour, Southern Miss (S, So.)

MIDWEST REGION

FRESHMAN OF THE YEAR

Tyler Henderson, Tulsa (OH, Fr.)

CVU.com NATIONAL

SETTER OF THE YEAR

Meredith Schamun, Rice (S, Jr.)

CVU.com NATIONAL

PLAYERS OF THE WEEK

Visnja Djurdjevic, Tulane (OH, So.)
Meredith Schamun, Rice (S, Jr.)

2008

AVCA ALL-AMERICA

HONORABLE MENTION

Jalicia Ross, Marshall (MB, Sr.)
Lucy Charuk, Houston (MB, So.)
Justine Farmer, Houston (OH, Sr.)
Karyn Morgan, Rice (OH, Sr.)
Meredith Schamun, Rice (S, So.)
Jen Linder, Tulane (MB, Sr.)
Sara Radosevic, Tulane (OH, Sr.)
Bridget Wells, Tulane (RS/Opp., Sr.)
Ivana Bozic, UAB (OH, Sr.)
Nevena Stefanov, UAB (S, Sr.)

ALL-MIDWEST REGION

Jalicia Ross, Marshall (MB, Sr.)
Lucy Charuk, Houston (MB, So.)
Justine Farmer, Houston (OH, Sr.)
Karyn Morgan, Rice (OH, Sr.)
Meredith Schamun, Rice (S, So.)
Jen Linder, Tulane (MB, Sr.)
Sara Radosevic, Tulane (OH, Sr.)
Bridget Wells, Tulane (RS/Opp., Sr.)
Ivana Bozic, UAB (OH, Sr.)
Nevena Stefanov, UAB (S, Sr.)

MIDWEST HONORABLE MENTIONS

Natalie Bogan, Rice (MB, Jr.)
Tracey Lam, Rice (DS/Lib., So.)
Visnja Djurdjevic, Tulane (OH, Fr.)
Casey Dent, UAB (MB, Sr.)
Stephanie Serna, UCF (RS/Opp., Sr.)

MIDWEST REGION

COACH OF THE YEAR

Liz Kritza, Tulane

MIDWEST REGION

FRESHMAN OF THE YEAR

Visna Djurdjevic, Tulane

2007

AVCA ALL-AMERICA

HONORABLE MENTION

Kelly-Anne Billingsy, Marshall (RS/Opp., Sr.)
Natalie Bogan, Rice (MB, So.)
Shelby Burton, Memphis (MB, Sr.)
Justine Farmer, Houston (OH, Jr.)
Elizabeth Fleming, Marshall (S, Fr.)
Jenn Miller, Tulane (DS/Lib., So.)
Sara Radosevic, Tulane (OH, Jr.)
Julia Silva, Tulsa (S, Sr.)
Bridget Wells, Tulane (RS/Opp., Jr.)

ALL-MIDWEST REGION

Kelly-Anne Billingsy, Marshall
Natalie Bogan, Rice
Shelby Burton, Memphis
Justine Farmer, Houston
Elizabeth Fleming, Marshall
Jenn Miller, Tulane
Sara Radosevic, Tulane
Julia Silva, Tulsa
Bridget Wells, Tulane

MIDWEST HONORABLE MENTIONS

Stephanie Cahill, Marshall (OH, Sr.)
Ksenija Vlaskovic, Tulane (OH, So.)

MIDWEST REGION

COACH OF THE YEAR

Liz Kritza, Tulane

MIDWEST REGION

FRESHMAN OF THE YEAR

Elizabeth Fleming, Marshall

CVU.COM NATIONAL

PLAYER OF THE WEEK

Sept. 18 Kelly Wernert, East Carolina
Oct. 23 Sara Radosevic, Tulane
Nov. 20 Julia Silva, Tulsa

2006

AVCA ALL-AMERICA

HONORABLE MENTION

Kelly-Anne Billingsy, Marshall
Ivana Bozic, UAB
Shelby Burton, Memphis
Laura Cote, Memphis
Sara Radosevic, Tulane
Julia Silva, Tulsa

ALL-MIDWEST REGION

Kelly-Anne Billingsy, Marshall
Ivana Bozic, UAB
Shelby Burton, Memphis
Laura Cote, Memphis
Sara Radosevic, Tulane
Julia Silva, Tulsa

MIDWEST HONORABLE MENTIONS

Christen Clayton, Memphis
Fernanda Domingos, UAB
Rachel Giubilato, SMU
Ksenija Vlaskovic, Tulane

MIDWEST REGION

FRESHMAN OF THE YEAR

Ksenija Vlaskovic, Tulane

CVU.COM ALL-SPIKERS

FIRST TEAM

Kelly-Anne Billingsy, Marshall

2005

SPORTS IMPORTS/AVCA

NATIONAL PLAYER OF THE WEEK

Kelly-Anne Billingsy, Marshall

AVCA ALL-AMERICA

HONORABLE MENTION

Kelly-Anne Billingsy, Marshall
Jaci Gonzalez, Houston
Olava Pazo, Rice
Sara Radosevic, Tulane
Kariny Ritter, Houston
Becca Sartori, Houston
Julia Silva, Tulsa
Kari Stacy, UTEP
Katie Stein, Marshall

TACHIKARA/AVCA MIDWEST REGION

COACH OF THE YEAR

Mitch Jacobs, Marshall

ALL-MIDWEST REGION

Kelly-Anne Billingsy, Marshall
Jaci Gonzalez, Houston
Olava Pazo, Rice
Sara Radosevic, Tulane
Kariny Ritter, Houston
Becca Sartori, Houston
Julia Silva, Tulsa
Kari Stacy, UTEP
Katie Stein, Marshall

MIDWEST HONORABLE MENTIONS

Ivana Bozic, UAB
Kristina Hoban, Rice
Tessa Kuykendall, Rice
Brooke Peugh, UTEP
Nickie Sanlin, Marshall

MIDWEST REGION

FRESHMAN OF THE YEAR

Sara Radosevic, Tulane

2004

AVCA ALL-AMERICA THIRD TEAM

Anastasia Yartseva, Louisville

AVCA ALL-AMERICA

HONORABLE MENTION

Aida Antanaviciute, Saint Louis
Julie DuPont, Cincinnati
Jennifer Hoffman, Louisville
Bing Sun, Louisville
Lena Ustymenko, Louisville
Heather Watts, Memphis

ALL-MIDWEST REGION

Aida Antanaviciute, Saint Louis
Julie DuPont, Cincinnati
Jennifer Hoffman, Louisville
Bing Sun, Louisville
Lena Ustymenko, Louisville
Heather Watts, Memphis
Anastasia Yartseva, Louisville

MIDWEST HONORABLE MENTIONS

Rachel Torblaa, Cincinnati
Sarah Vernon, Marquette

2003

AVCA ALL-AMERICA

Third Team

Julie DuPont, Cincinnati

AVCA ALL-AMERICA

HONORABLE MENTION

Laura Lauder, Cincinnati
Sonja Percan, Louisville
Bing Sun, Louisville
Lena Ustymenko, Louisville
Shameka Mitchell, USF
Deva Fowler, Tulane

ALL-MIDWEST REGION

Julie DuPont, Cincinnati
Deva Fowler, Tulane
Laura Lauder, Cincinnati
Shameka Mitchell, USF
Sonja Percan, Louisville
Bing Sun, Louisville
Lena Ustymenko, Louisville

MIDWEST HONORABLE MENTIONS

Theresa Coughlin, Marquette
Myanna Hellsten, Cincinnati
Heather Watts, Memphis

MIDWEST REGION

FRESHMAN OF THE YEAR

Myanna Hellsten, Cincinnati





2002

AVCA ALL-AMERICA THIRD TEAM
Michelle Collier, USF

ALL-MIDWEST REGION

Julie DuPont, Cincinnati
Trish Ladusaw, Cincinnati
Bonita Wise, Cincinnati
Jenny Tanneberger, Houston
Sarah Drury, Louisville
Bing Sun, Louisville
Colleen Hunter, Saint Louis
Michelle Collier, USF
Alessandra Domingos, USF

**AVCA/TACHIKARA MIDWEST
REGION COACH OF THE YEAR**
Nancy Mueller, USF

2001

AVCA ALL-MIDWEST REGION

Bonita Wise, Cincinnati
Kara Jakusz, DePaul
Jennifer Wittenburg, Houston
Lesley Drury, Louisville
Sonja Percan, Louisville
Meghan Devine, Marquette
Colleen Hunter, Saint Louis
Michelle Collier, USF
Alessandra Domingos, USF

2000

ALL-MIDWEST REGION

Michelle Collier, USF
Colleen Hunter, Saint Louis
Kara Jakusz, DePaul
Stacey Mercer, Louisville
Rachelle Paul, USF
Jennifer Wittenburg, Houston

1999

AVCA ALL-DISTRICT VI

Stephanie Bishop, DePaul
Michelle Frazier, Houston
Annie Gant, Cincinnati
Stephanie Meinig, Cincinnati
Laura Riskey, Cincinnati
Bonita Wise, Cincinnati

1998

AVCA ALL-DISTRICT VI

Tosha Barnicoat, Southern Miss
Michelle Collier, USF
Sonya Gubaidulina, Louisville
Ksenya Kershunova, Saint Louis
Jenny Kniss, Houston
Laura Riskey, Saint Louis
Lelia Roberts, Saint Louis
Becky Tenkman, Cincinnati

1997

AVCA ALL-DISTRICT VI

Paula Araujo, USF
Sonya Gubaidulina, Louisville
Emily Leffers, Houston
Sarah Runka, USF
Becky Tenkman, Cincinnati
Julie Tretten, Saint Louis
Debbie Vokes, Houston

DISTRICT VI COACH OF THE YEAR

Perry Hankins, USF

1996

AVCA ALL-DISTRICT VI

Paula Araujo, USF
Erica Berggren, USF
Sami Sawyer, Houston
Nashika Stokes, Houston
Becky Tenkman, Cincinnati
Debbie Vokes, Houston

AVCA DISTRICT VI

COACH OF THE YEAR
Perry Hankins, USF

1995

AVCA ALL-DISTRICT VI

Erica Berggren, USF
Haylee Red, USF

NATIONAL ACADEMIC HONORS

2010

ESPN THE MAGAZINE/COSIDA

**ACADEMIC ALL-AMERICAN
SECOND TEAM**
Elizabeth Fleming, Marshall

ESPN THE MAGAZINE/COSIDA

**ACADEMIC ALL-DISTRICT TEAMS
DISTRICT II
FIRST TEAM**
Elizabeth Fleming, Marshall

DISTRICT III

SECOND TEAM
Tory McCutcheon, UCF

DISTRICT IV

SECOND TEAM
Christine Bach, Memphis

DISTRICT VI

FIRST TEAM
Tracey Lam, Rice
Caitlin Clarke, Southern Miss
Lauren Sears Southern Miss

2009

ESPN THE MAGAZINE/COSIDA

**ACADEMIC ALL-AMERICAN
FIRST TEAM**
Jessica Boulavsky, Rice

SECOND TEAM

Elizabeth Fleming, Marshall

ESPN THE MAGAZINE/COSIDA

**ACADEMIC ALL-DISTRICT TEAMS
DISTRICT II
FIRST TEAM**
Elizabeth Fleming, Marshall

DISTRICT IV

SECOND TEAM
Christine Bach, Memphis

DISTRICT VI

FIRST TEAM
Jessica Boulavsky, Rice
Lauren Sears Southern Miss

THIRD TEAM

Caitlin Clarke, Southern Miss
Tracey Lam, Rice
Jennifer McClean, Rice

2008

ESPN THE MAGAZINE/COSIDA

**ACADEMIC ALL-AMERICAN
SECOND TEAM**
Jenny Heppert, UCF

ESPN THE MAGAZINE/COSIDA

**ACADEMIC ALL-DISTRICT TEAMS
DISTRICT II
SECOND TEAM**
Elizabeth Fleming, Marshall

DISTRICT III

FIRST TEAM
Jenny Heppert, UCF

DISTRICT IV

FIRST TEAM
Christine Bach, Memphis
Casey Dent, UAB

DISTRICT VI

FIRST TEAM
Jessica Boulavsky, Rice
Kelsey King, Houston
Ashley Petrinec, Southern Miss

SECOND TEAM

Tracey Lam, Rice

2007

ESPN THE MAGAZINE/COSIDA

**ACADEMIC ALL-DISTRICT TEAMS
DISTRICT III
FIRST TEAM**
Jenny Heppert, UCF

DISTRICT IV

THIRD TEAM
Ashley Liford, Memphis
Casey Dent, UAB

DISTRICT VI

FIRST TEAM
Jessie Boulavsky, Rice
Ashely Bernards, Tulane
Ashley Petrinec, Southern Miss

2006

ESPN THE MAGAZINE ACADEMIC

**ALL-AMERICA
FIRST TEAM**
Heidi Krug, East Carolina

2005

ESPN THE MAGAZINE/COSIDA

**ACADEMIC ALL-DISTRICT TEAMS
DISTRICT III
THIRD TEAM**
Heidi Krug, East Carolina

2004

ESPN THE MAGAZINE/COSIDA

**ACADEMIC ALL-AMERICAN
FIRST TEAM**
Julie DuPont, Cincinnati

ESPN THE MAGAZINE/COSIDA

**ACADEMIC ALL-DISTRICT TEAMS
DISTRICT IV
FIRST TEAM**
Julie DuPont, Cincinnati
Heather Watts, Memphis

DISTRICT VI

SECOND TEAM
Amy Truong, Southern Miss

Anna Vaughn, TCU

DISTRICT VIII

SECOND TEAM
Jessica Poorbaugh, Saint Louis

2003

VERIZON ACADEMIC ALL-AMERICA

FIRST TEAM
Julie DuPont, Cincinnati
Heather Watts, Memphis
Bridget Files, Southern Miss
Karlyn Daly, Tulane

THIRD TEAM

Shella Neba, Memphis
Nikki Tribble, Southern Miss
Amy Truong, Southern Miss

2002

VERIZON ACADEMIC ALL-AMERICA

FIRST TEAM
Julie DuPont, Cincinnati
Heather Watts, Memphis

SECOND TEAM

Alessandra Domingos, USF
Colleen Hunter, Saint Louis
Beth Middendorf, Saint Louis
Bridget Files, Southern Miss

THIRD TEAM

Trish Ladusaw, Cincinnati
Donna Sellen, Houston
Stephanie Ann Watson, TCU

2000

VERIZON ACADEMIC ALL-AMERICA

SECOND TEAM
April Harriman, Memphis

THIRD TEAM

Lindsay Westendorf, Southern Miss

1999

GTE ACADEMIC ALL-AMERICA

SECOND TEAM
Annie Gant, Cincinnati

1998

GTE ACADEMIC ALL-AMERICA

SECOND TEAM
Ksenya Kershunova, Saint Louis

1997

GTE ACADEMIC ALL-AMERICA

FIRST TEAM
Martha Meyer, Marquette

1995

GTE ACADEMIC ALL-AMERICA

FIRST TEAM
Jill Voelkerding, Cincinnati



C-USA CHAMPIONSHIP RESULTS

2009

Tudor Fieldhouse, Houston, Texas

QUARTERFINALS

Friday, Nov. 20

- (3) Tulane 3, (6) SMU 1
- (2) Tulsa 3, (7) UAB 1
- (4) Rice 3, (5) Marshall 0
- (1) Southern Miss 3, (8) Houston 1

SEMIFINALS

Saturday, Nov. 21

- (2) Tulsa 3, (3) Tulane 0
- (4) Rice 3, (1) Southern Miss 1

CHAMPIONSHIP

Sunday, Nov. 22

- (4) Rice 3, (2) Tulsa 1 (CBS C)

2008

Elma Roane Fieldhouse, Memphis, Tenn.

FIRST ROUND

Thursday, Nov. 20

- (9) UCF def. (8) SMU, 3-0
- (5) Tulsa def. (12) East Carolina, 3-1
- (10) Marshall def. (7) Southern Miss, 3-0
- (11) UTEP def. (6) Memphis, 3-2

QUARTERFINALS

Friday, Nov. 21

- (1) Tulane def. (9) UCF, 3-0
- (4) Houston def. (5) Tulsa, 3-1
- (2) UAB def. (10) Marshall, 3-0
- (3) Rice def. (11) UTEP, 3-0

SEMIFINALS

Saturday, Nov. 22

- (1) Tulane def. (4) Houston, 3-2
- (2) UAB def. (3) Rice, 3-1

CHAMPIONSHIP

Sunday, Nov. 23

- (1) Tulane def. (2) UAB, 3-2 (CBS C)

2007

Cam Henderson Center, Huntington, W.Va.

FIRST ROUND

Thursday, November 15

- (7) Rice def. (10) UTEP, 3-0
- (11) Southern Miss def. (6) Houston, 3-1
- (8) East Carolina def. (9) SMU, 3-0
- (5) Memphis def. (12) UCF, 3-1

QUARTERFINAL

Friday, November 16

- (2) Tulane def. (7) Rice, 3-0
- (3) UAB def. (11) Southern Miss, 3-0
- (1) Marshall def. (8) East Carolina, 3-1
- (4) Tulsa def. (5) Memphis, 3-0

SEMIFINALS

Saturday, November 17

- (3) UAB def. (2) Tulane, 3-1
- (4) Tulsa def. (1) Marshall, 3-2

CHAMPIONSHIP

Sunday, November 18

- (4) Tulsa def. (3) UAB, 3-2 (CSTV)

2006

Hofheinz Pavillion, Houston, Texas

FIRST ROUND

Thursday, November 16

- (8) SMU def. (9) Southern Miss, 3-2
- (5) UAB def. (12) UCF, 3-1
- (7) Houston def. (10) Rice, 3-0
- (11) UTEP def. (6) East Carolina, 3-2

QUARTERFINALS

Friday, November 17

- (1) Tulsa def. (8) SMU, 3-0
- (5) UAB def. (4) Tulane, 3-1
- (7) Houston def. (2) Marshall, 3-2
- (3) Memphis def. (11) UTEP, 3-1

SEMIFINALS

Saturday, November 18

- (5) UAB def. (1) Tulsa, 3-1
- (3) Memphis def. (7) Houston, 3-1

CHAMPIONSHIP

Sunday, November 19

- (5) UAB def. (3) Memphis, 3-2

2005

Autry Court, Houston, Texas

FIRST ROUND

Thursday, November 17

- (9) UCF def. (8) Memphis, 3-1
- (5) East Carolina def. (12) Southern Miss, 3-0
- (11) Tulane def. (6) Rice, 3-2
- (7) SMU def. (10) UAB, 3-1

QUARTERFINALS

Friday, November 18

- (1) Marshall def. (9) UCF, 3-2
- (4) UTEP def. (5) East Carolina, 3-0
- (11) Tulane def. (3) Tulsa, 3-2
- (2) Houston def. (7) SMU, 3-1

SEMIFINALS

Saturday, November 19

- (1) Marshall def. (4) UTEP, 3-2
- (2) Houston def. (11) Tulane, 3-0

CHAMPIONSHIP

Sunday, November 20

- (1) Marshall def. (2) Houston, 3-2

2004

Cardinal Arena, Louisville, Ky.

FIRST ROUND

Friday, November 19

- (8) Houston def. (9) East Carolina, 3-0
- (5) Memphis def. (12) DePaul, 3-0
- (7) Saint Louis def. (10) USF, 3-2
- (6) Tulane def. (11) Charlotte, 3-1

QUARTERFINALS

Saturday, November 20

- (1) Louisville def. (8) Houston, 3-0
- (5) Memphis def. (4) TCU, 3-2
- (2) Cincinnati def. (7) Saint Louis, 3-0
- (3) Marquette def. (6) Tulane, 3-0

SEMIFINALS

Sunday, November 21

- (1) Louisville def. (5) Memphis, 3-0
- (3) Marquette def. (2) Cincinnati, 3-1

CHAMPIONSHIP

Monday, November 22

- (1) Louisville def. (3) Marquette, 3-0

2003

Fogelman Arena, New Orleans, La.

FIRST ROUND

Friday, November 21

- (10) TCU def. (7) UAB, 3-0
- (6) Marquette def. (11) DePaul, 3-0
- (5) Tulane def. (12) Saint Louis, 3-0
- (8) Houston def. (9) USF, 3-2

QUARTERFINALS

Saturday, November 22

- (2) Louisville def. (10) TCU, 3-0
- (6) Marquette def. (3) Southern Miss, 3-2
- (4) Memphis def. (5) Tulane, 3-1
- (8) Houston def. (1) Cincinnati, 3-1

SEMIFINALS

Sunday, November 23

- (2) Louisville def. (6) Marquette, 3-0
- (4) Memphis def. (8) Houston, 3-1

CHAMPIONSHIP

Monday, November 24

- (2) Louisville def. (4) Memphis, 3-0

2002

DePaul Athletic Center, Chicago, Ill.

FIRST ROUND

Friday, November 22

- (7) Houston def. (10) TCU, 3-1
- (6) Charlotte def. (11) Memphis, 3-2
- (8) Southern Miss def. (9) UAB, 3-1
- (12) Marquette def. (5) Tulane, 3-1

QUARTERFINALS

Saturday, November 23

- (2) USF def. (7) Houston, 3-1
- (3) Cincinnati def. (6) Charlotte, 3-0
- (1) Louisville def. (8) Southern Miss, 3-0
- (4) Saint Louis def. (12) Marquette, 3-0

SEMIFINALS

Sunday, November 24

- (2) USF def. (3) Cincinnati, 3-1
- (1) Louisville def. (4) Saint Louis, 3-0

CHAMPIONSHIP

Monday, November 25

- (2) USF def. (1) Louisville, 3-0

2001

Hofheinz Pavilion, Houston, Texas

FIRST ROUND

Thursday, November 15

- (7) Saint Louis def. (10) Charlotte, 3-0
- (6) Marquette def. (11) Southern Miss, 3-1
- (8) Memphis def. (9) Tulane, 3-0
- (5) DePaul def. (12) East Carolina, 3-0

QUARTERFINALS

Friday, November 16

- (2) Louisville def. (7) Saint Louis, 3-1
- (6) Marquette def. (3) USF, 3-1
- (5) DePaul def. (4) Houston, 3-1
- (3) Cincinnati def. (8) Memphis, 3-0

SEMIFINALS

Saturday, November 17

- (2) Louisville def. (6) Marquette, 3-0
- (5) DePaul def. (3) Cincinnati, 3-1

CHAMPIONSHIP

Sunday, November 18

- (5) DePaul def. (2) Louisville, 3-2





2000

Halton Arena, Charlotte, N.C.

FIRST ROUND

Thursday, November 16

- (8) Saint Louis def. (9) Marquette, 3-2
- (5) DePaul def. (12) UAB, 3-0
- (6) Tulane def. (11) Memphis, 3-1
- (7) Charlotte def. (10) Southern Miss, 3-0

QUARTERFINALS

Friday, November 17

- (1) USF def. (8) Saint Louis, 3-1
- (4) Houston def. (5) DePaul, 3-0
- (3) Louisville def. (6) Tulane, 3-1
- (2) Cincinnati def. (7) Charlotte, 3-0

SEMIFINALS

Saturday, November 18

- (1) USF def. (4) Houston, 3-2
- (3) Louisville def. (2) Cincinnati 0

CHAMPIONSHIP

Sunday, November 19

- (3) Louisville def. (1) USF, 3-0

1999

The Sun Dome, Tampa, Fla.

FIRST ROUND

Thursday, November 18

- (6) Marquette def. (11) Memphis, 3-0
- (10) Tulane def. (7) Charlotte, 3-0
- (12) UAB def. (5) Saint Louis, 3-1
- (8) USF def. (9) Southern Miss, 3-0

QUARTERFINALS

Friday, November 19

- (3) Houston def. (6) Marquette, 3-2
- (2) Louisville def. (10) Tulane, 3-0
- (4) DePaul def. (12) UAB, 3-1
- (1) Cincinnati def. (8) USF, 3-1

SEMIFINALS

Saturday, November 20

- (2) Louisville def. (3) Houston, 3-1
- (1) Cincinnati def. (4) DePaul, 3-2

CHAMPIONSHIP

Sunday, November 21

- (1) Cincinnati def. (2) Louisville, 3-1

1998

Shoemaker Center, Cincinnati, Ohio

FIRST ROUND

Thursday, November 19

- (5) Houston def. (12) UAB, 3-0
- (8) Memphis def. (9) DePaul, 3-1
- (6) Southern Miss def. (11) Tulane, 3-1
- (7) Charlotte def. (10) Marquette, 3-2

QUARTERFINALS

Friday, November 20

- (5) Southern Miss def. (4) Saint Louis, 3-0
- (2) USF def. (7) Charlotte, 3-2
- (3) Cincinnati def. (6) Southern Miss, 3-2
- (1) Louisville def. (8) Memphis, 3-0

SEMIFINALS

Saturday, November 21

- (1) Louisville def. (5) Houston, 3-0
- (2) USF def. (3) Cincinnati, 3-2

CHAMPIONSHIP

Sunday, November 22

- (1) Louisville def. (2) USF, 3-2

1997

Hofheinz Pavilion, Houston, Texas

FIRST ROUND

Thursday, November 20

- (5) Southern Miss def. (12) DePaul, 3-2
- (9) Tulane def. (8) Marquette, 3-1
- (6) Saint Louis def. (11) Charlotte, 3-1
- (7) Memphis def. (10) UAB, 3-1

QUARTERFINALS

Friday, November 21

- (4) Cincinnati def. (5) Southern Miss, 3-0
- (9) Tulane def. (1) USF, 3-2
- (6) Saint Louis def. (3) Louisville, 3-2
- (2) Houston def. (7) Memphis, 3-1

SEMIFINALS

Saturday, November 22

- (4) Cincinnati def. (9) Tulane, 3-0
- (2) Houston def. (6) Saint Louis, 3-0

CHAMPIONSHIP

Sunday, November 23

- (2) Houston def. (4) Cincinnati, 3-1

1996

Cardinal Arena, Louisville, Ky.

FIRST ROUND

Thursday, November 21

- (8) UAB def. (9) Southern Miss, 3-0
- (5) Saint Louis def. (12) Memphis, 3-0
- (6) Marquette def. (11) Charlotte, 3-1
- (7) Tulane def. (10) DePaul, 3-2

QUARTERFINALS

Friday, November 22

- (1) USF def. (8) UAB, 3-0
- (5) Saint Louis def. (4) Cincinnati, 3-2
- (3) Houston def. (6) Marquette, 3-0
- (2) Louisville def. (7) Tulane, 3-0

SEMIFINALS

Saturday, November 23

- (1) USF def. (5) Saint Louis, 3-0
- (3) Houston def. (2) Louisville, 3-2

CHAMPIONSHIP

Sunday, November 24

- (1) USF def. (3) Houston, 3-1

1995

Cardinal Arena, Louisville, Ky.

FIRST ROUND

Thursday, November 16

- (6) Memphis def. (11) DePaul, 3-0
- (7) UAB def. (10) Charlotte, 3-0
- (9) Southern Miss def. (8) Marquette, 3-2

QUARTERFINALS

Friday, November 17

- (3) Saint Louis def. (6) Memphis, 3-1
- (2) USF def. (7) UAB, 3-0
- (4) Cincinnati def. (5) Tulane, 3-1
- (1) Louisville def. (9) Southern Miss, 3-0

SEMIFINALS

Saturday, November 18

- (2) USF def. (3) Saint Louis, 3-1
- (1) Louisville def. (4) Cincinnati, 3-1

CHAMPIONSHIP

Sunday, November 19

- (2) USF def. (1) Louisville, 3-2



NCAA POSTSEASON

2010 (1 team)

FIRST ROUND

Friday, Dec. 3

Norman, Okla.

Tulsa 3, #15 LSU (13th seed) 0

Saturday, Dec. 4

Norman, Okla.

at Oklahoma 3, Tulsa 2

2009 (2 teams)

FIRST ROUND

Thursday, Dec. 3

Austin, Texas

vs. TCU 3, Rice 0

Friday, Dec. 4

Baton Rouge

at #18 LSU 3, Tulane 0

2008 (3 teams)

FIRST ROUND

Friday, December 5

Austin, Texas

Wichita State 3, Rice 1

Dayton, Ohio

Tulane 3, Tennessee Tech 1

Lincoln, Neb.

UAB 3, Missouri State 1

Saturday, December 6

Western Michigan 3, Tulane 2

Nebraska 3, UAB 0

2007 (1 team)

FIRST ROUND

Friday, November 30

Manhattan, Kan.

Kansas State 3, Tulsa 0

2006 (1 team)

FIRST ROUND

Friday, December 1

Los Angeles, Calif.

UCLA 3, UAB 0

2005 (1 team)

FIRST ROUND

Friday, December 3

Columbus, Ohio

Ohio State 3, Marshall 0

2004 (1 team)

FIRST ROUND

Friday, December 3

Columbia, Mo.

Louisville 3, Illinois 1

SECOND ROUND

Saturday, December 4

Columbia, Mo.

Louisville 3, Missouri 1

REGIONAL SEMIFINAL

Friday, December 10

Louisville, Ky.

Nebraska 3, Louisville 0

2003 (2 teams)

FIRST ROUND

Thursday, December 4

Gainesville, Fla.

UCF 3, Cincinnati 2

Friday, December 5

Champaign, Ill.

Louisville 3, Notre Dame 0

SECOND ROUND

Saturday, December 6

Champaign, Ill.

Illinois 3, Louisville 0

2002 (3 teams)

FIRST ROUND

Friday, December 6

Columbus, Ohio

Louisville 3, Ball State 0

Gainesville, Fla.

USF 3, Florida State 0

Lincoln, Neb.

Arizona State 3, Cincinnati 2

SECOND ROUND

Saturday, December 7

Columbus, Ohio

Ohio State 3, Louisville 0

Gainesville, Fla.

Florida 3, USF 1

2001 (3 teams)

FIRST ROUND

Friday, November 30

Columbus, Ohio

Cincinnati 3, Xavier 1

Cedar Falls, Iowa

Minnesota 3, DePaul 0

Louisville, Ky.

Louisville 3, Georgia Tech 2

SECOND ROUND

Saturday, December 1

Columbus, Ohio

(12) Ohio State 3, Cincinnati 1

Louisville, Ky.

(14) Pacific 3, Louisville 1

2000 (4 teams)

FIRST ROUND

Thursday, November 30

Tucson, Ariz.

Michigan 3, Louisville 1

Friday, December 1

Columbus, Ohio

(20) Notre Dame 3, Cincinnati 1

Stockton, Calif.

(23) Texas A&M 3, Houston 0

Los Angeles, Calif.

Cal Poly 3, USF, 1

1999 (3 teams)

FIRST ROUND

Thursday, December 2

Palo Alto, Calif.

Santa Clara 3, Cincinnati 1

Fort Collins, Colo.

(19) Kansas State 3, Louisville 0

Austin, Texas

(15) Texas 3, Houston 0

1998 (3 teams)

FIRST ROUND

Friday, December 4

Stockton, Calif.

Sacramento State 3, Houston 0

Louisville, Ky.

(23) Louisville 3, American 0

Madison, Wis.

(16) San Diego 3, USF 0

SECOND ROUND

Saturday, December 5

Louisville, Ky.

(23) Louisville 3, Northern Illinois 1

REGIONAL SEMIFINAL

Friday, December 11

University Park, Pa.

(2) Penn State 3, (23) Louisville 0

1997 (2 teams)

FIRST ROUND

Friday, December 5

Palo Alto, Calif.

Oklahoma 3, Houston 0

Gainesville, Fla.

USF 3, Florida State 2

SECOND ROUND

Saturday, December 6

Gainesville, Fla.

Florida 3, USF 0

1996 (2 teams)

FIRST ROUND

Wednesday, December 4

Fort Collins, Colo.

Colorado State 3, Houston 0

Louisville, Ky.

Louisville 3, Brown 0

SECOND ROUND

Saturday, December 7

Tampa, Fla.

Southern California 3, USF 0

Sunday, December 8

Louisville, Ky.

Louisville 3, Maryland 1

REGIONAL SEMIFINAL

Friday, December 13

Lincoln, Neb.

Nebraska 3, Louisville 0

1995 (2 teams)

FIRST ROUND

Saturday, November 29

Louisville, Ky.

Louisville 3, UCF 1

Santa Barbara, Calif.

UC Santa Barbara 3, USF 0

SECOND ROUND

Wednesday, December 3

Honolulu, Hawaii

Hawaii 3, Louisville 0





2010	Conference				Overall				
	W-L	Pct.	H	A	W-L	Pct.	H	A	N
#Tulsa	20-0	1.000	10-0	10-0	31-3	.912	13-0	13-1	5-2
SMU	17-3	.850	9-1	8-2	25-6	.806	11-2	10-4	4-0
Houston	13-7	.650	8-2	5-5	19-13	.594	8-5	7-6	4-2
Southern Miss	12-8	.600	8-2	4-6	19-12	.613	12-2	4-8	3-2
Rice	11-9	.550	5-5	6-4	16-16	.500	9-7	6-6	1-3
UAB	10-10	.500	6-4	4-6	13-19	.406	6-4	4-10	3-5
Tulane	10-10	.500	6-4	4-6	13-19	.406	7-6	4-9	2-4
UCF	9-11	.450	6-4	3-7	16-16	.500	7-6	5-8	4-2
Memphis	7-13	.350	4-6	3-7	16-16	.500	7-6	5-8	4-2
Marshall	6-14	.300	5-5	1-9	12-20	.375	9-6	1-12	2-2
UTEP	4-16	.200	2-8	2-8	12-21	.364	2-9	5-10	5-2
East Carolina	1-19	.050	1-9	0-10	2-30	.062	1-12	0-13	1-5

2009	Conference				Overall				
	W-L	Pct.	H	A	W-L	Pct.	H	A	N
#Southern Miss	14-2	.875	8-1	6-1	27-5	.844	11-1	10-2	6-2
Tulsa	13-3	.812	10-0	3-3	26-7	.787	13-2	5-5	8-0
Tulane	12-4	.750	7-2	5-2	18-10	.643	8-3	7-5	3-2
&Rice	11-5	.688	5-2	6-3	23-9	.719	14-5	7-3	2-1
Marshall	10-6	.625	6-1	4-5	22-9	.710	8-1	10-5	4-3
SMU	9-7	.562	7-1	2-5	19-12	.613	12-1	3-6	4-4
UAB	9-7	.562	5-2	4-5	17-16	.515	7-3	5-8	5-5
Houston	6-10	.375	4-3	2-7	9-23	.281	5-6	2-11	2-6
UTEP	4-12	.250	4-5	0-7	11-18	.379	7-6	1-10	3-2
Memphis	3-13	.188	2-5	1-8	7-24	.226	4-11	1-10	2-3
UCF	3-13	.188	2-7	1-6	12-18	.400	6-10	4-7	2-1
East Carolina	2-14	.125	2-5	0-9	9-19	.321	3-5	2-11	4-3

2008	Conference				Overall				
	W-L	Pct.	H	A	W-L	Pct.	H	A	N
#Tulane	15-1	.938	7-0	8-1	28-6	.824	11-1	10-3	7-2
UAB	13-3	.812	8-1	5-2	27-8	.771	12-2	8-4	7-2
Rice	12-4	.750	7-2	5-2	23-8	.742	11-3	7-3	5-2
Houston	10-6	.625	8-1	2-5	20-12	.625	11-1	4-7	5-4
Tulsa	8-8	.500	2-5	6-3	22-11	.667	7-5	9-5	6-1
Memphis	8-8	.500	6-3	2-5	17-14	.548	10-7	3-7	4-0
Southern Miss	7-9	.533	4-3	3-6	17-13	.567	8-3	4-7	5-3
SMU	6-10	.375	4-3	2-7	14-17	.452	6-5	3-10	5-2
UCF	6-10	.375	4-3	2-7	15-17	.469	5-5	2-10	8-2
Marshall	5-11	.312	4-5	0-7	13-15	.464	5-7	2-7	6-1
UTEP	3-13	.188	3-4	0-9	8-24	.250	4-7	1-12	3-5
East Carolina	3-13	.188	3-6	0-7	13-19	.406	9-7	1-9	3-3

2007	Conference				Overall				
	W-L	Pct.	H	A	W-L	Pct.	H	A	N
#Marshall	15-1	.938	7-1	8-0	23-9	.719	10-3	9-3	4-3
Tulane	14-2	.875	8-0	6-2	28-6	.824	12-0	9-4	7-2
UAB	12-4	.750	6-2	6-2	24-10	.706	7-2	10-4	7-4
&Tulsa	11-5	.688	6-2	5-3	27-9	.750	10-2	8-6	9-1
Memphis	11-5	.688	6-2	5-3	23-12	.657	12-4	6-6	5-2
Houston	8-8	.500	6-2	2-6	13-15	.464	9-4	4-8	0-3
Rice	7-9	.438	4-4	3-5	13-17	.433	7-8	3-6	3-3
East Carolina	6-10	.375	4-4	2-6	16-17	.485	5-4	6-9	5-4
SMU	6-10	.357	2-6	4-4	16-15	.516	8-8	5-6	3-1
UTEP	3-13	.188	3-5	0-8	9-20	.310	6-7	0-11	3-2
Southern Miss	3-13	.188	2-6	1-7	13-21	.382	4-7	3-9	6-5
UCF	0-16	.000	0-8	0-8	9-23	.281	5-8	0-12	4-3

2006	Conference				Overall				
	W-L	Pct.	H	A	W-L	Pct.	H	A	N
#Tulsa	13-3	.812	8-0	5-3	27-7	.794	8-1	11-4	8-2
Marshall	12-4	.750	7-1	5-3	20-11	.645	8-1	7-6	5-4
Memphis	11-5	.688	6-2	5-3	27-8	.771	14-3	7-4	6-1
Tulane	11-5	.688	5-3	6-2	15-11	.577	8-2	6-5	1-4
&UAB	10-6	.625	6-2	4-4	27-9	.750	8-2	8-5	11-2
East Carolina	10-6	.625	6-2	4-4	19-12	.613	12-4	5-5	2-2
Houston	8-8	.500	6-2	2-6	19-15	.559	10-2	3-8	6-5
SMU	7-9	.438	3-5	4-4	17-15	.531	9-6	5-7	3-1
Southern Miss	6-10	.375	2-6	4-4	15-18	.455	5-7	7-6	3-5
Rice	5-11	.312	4-4	1-7	12-19	.387	7-4	3-10	2-4
UTEP	2-14	.125	0-8	2-6	7-25	.219	0-12	2-8	4-5
UCF	1-15	.062	0-8	1-7	5-24	.172	3-12	2-9	0-3

2005	Conference				Overall				
	W-L	Pct.	H	A	W-L	Pct.	H	A	N
#&Marshall	15-1	.934	8-0	7-1	26-6	.813	9-0	9-6	8-0
Houston	10-4	.714	6-1	4-3	18-12	.600	10-4	6-5	2-3
Tulsa	10-5	.667	7-0	3-5	23-8	.742	14-1	5-6	4-1
UTEP	10-6	.625	7-1	3-5	21-10	.677	8-2	6-7	7-1
East Carolina	9-6	.600	5-2	4-4	20-11	.645	6-3	9-6	5-2
Rice	8-7	.533	4-4	4-3	17-12	.586	8-6	7-4	2-2
SMU	8-7	.533	6-2	2-5	13-16	.448	9-3	2-8	2-5
Memphis	7-7	.500	5-2	2-5	16-16	.500	10-2	3-9	3-5
UCF	6-10	.375	2-5	4-5	9-18	.333	2-8	5-8	2-2
UAB	5-10	.333	3-4	2-6	14-13	.519	10-5	3-7	1-1
Tulane	2-13	.133	1-7	1-6	5-16	.238	2-9	2-6	1-1
Southern Miss	0-14	.000	0-7	0-7	6-19	.240	1-8	3-8	2-3

2004	Conference				Overall				
	W-L	Pct.	H	A	W-L	Pct.	H	A	N
#&Louisville	13-0	1.000	7-0	6-0	30-3	.904	16-0	9-2	5-1
Marquette	10-3	.769	5-2	5-1	22-7	.759	10-4	9-2	3-1
TCU	10-3	.769	5-1	5-2	23-9	.719	10-5	11-3	2-1
Cincinnati	10-3	.769	5-1	5-2	22-11	.667	12-3	8-5	2-3
Memphis	9-4	.692	6-1	3-3	27-10	.730	11-2	6-6	10-2
Tulane	6-7	.462	4-3	2-4	17-12	.586	10-3	5-6	2-3
Saint Louis	6-7	.462	3-3	3-4	15-17	.469	5-6	6-7	4-4
Charlotte	5-8	.385	3-4	2-4	19-14	.576	13-5	5-6	1-3
De Paul	5-8	.385	4-2	1-6	12-19	.387	7-6	2-11	3-2
East Carolina	5-8	.385	2-4	3-4	11-18	.379	6-7	3-8	2-3
Houston	5-8	.385	3-4	2-4	11-21	.344	6-9	3-7	2-5
USF	5-8	.385	5-2	0-6	9-20	.310	7-4	1-12	1-4
Southern Miss	2-11	.154	2-4	0-7	7-20	.259	4-8	1-10	2-2
UAB	0-13	.000	0-6	0-7	1-24	.040	1-11	0-11	0-2

2003	Conference				Overall				
	W-L	Pct.	H	A	W-L	Pct.	H	A	N
#Cincinnati	12-1	.923	7-0	5-1	27-6	.818	13-0	8-2	6-4
#&Louisville	12-1	.923	6-0	6-1	25-6	.807	10-1	9-3	6-2
Southern Miss	11-2	.846	7-0	4-2	27-6	.818	13-1	8-3	6-2
Memphis	9-4	.692	3-3	6-1	30-6	.833	8-3	13-2	9-1
Tulane	9-4	.692	6-0	3-4	25-7	.781	17-2	7-4	1-1
Marquette	8-5	.615	5-1	3-4	14-16	.467	7-3	5-6	2-7
UAB	6-7	.462	2-5	4-2	14-20	.412	7-6	4-6	3-8
Houston	6-7	.462	4-2	2-5	12-20	.375	5-5	3-10	4-5
USF	6-7	.462	2-4	4-3	12-20	.375	4-9	5-7	3-4
TCU	5-8	.385	4-3	1-5	20-16	.556	11-4	4-7	5-5
De Paul	3-10	.231	2-5	1-5	11-20	.355	5-9	3-8	3-3
Saint Louis	2-11	.154	0-7	2-4	9-22	.290	3-9	4-8	2-5
East Carolina	1-12	.077	1-6	0-6	10-21	.323	5-6	2-10	3-5
Charlotte	1-12	.077	1-5	0-7	8-24	.250	7-8	1-12	0-4

2002	Conference				Overall				
	W-L	Pct.	H	A	W-L	Pct.	H	A	N
#Louisville	12-1	.923	6-1	6-0	28-6	.824	10-1	9-3	8-3
#&USF	12-1	.923	7-0	5-1	30-7	.812	16-1	7-5	7-1
Cincinnati	11-2	.846	5-1	6-1	23-9	.719	7-1	10-4	6-4
Saint Louis	10-3	.769	6-0	4-3	21-10	.677	11-1	5-6	5-3
Tulane	9-4	.692	3-4	6-0	21-14	.600	8-6	10-3	3-5
Charlotte	7-6	.538	6-1	1-5	18-15	.546	13-3	3-8	2-4
Houston	7-6	.538	3-4	4-2	19-13	.594	4-6	7-3	8-4
Southern Miss	6-7	.461	2-4	4-3	16-15	.516	6-5	6-5	4-5
UAB	5-8	.385	5-1	0-7	13-20	.394	9-4	3-10	1-6
TCU	4-9	.308	1-5	3-4	12-18	.414	2-7	6-7	4-4
Memphis	4-9	.308	4-3	0-6	19-15	.576	10-5	4-7	5-3
Marquette	3-10	.231	2-5	1-5	13-16	.448	5-5	4-6	4-5
DePaul	1-12	.077	0-6	1-6	5-25	.167	1-10	2-11	2-4
East Carolina	0-13	.000	0-6	0-7	6-26	.188	2-8	3-12	1-6



2001

	Conference					Overall				
	W-L	Pct.	H	A	N	W-L	Pct.	H	A	N
#Cincinnati	14-2	.875	7-1	7-1	23-8	.742	10-2	8-3	5-3	
Louisville	13-3	.813	6-2	7-1	26-7	.788	12-3	9-3	5-1	
USF	13-3	.813	7-2	6-1	21-9	.700	9-2	10-4	2-3	
Houston	12-4	.750	8-1	4-3	16-11	.593	8-4	6-4	2-3	
&DePaul	11-5	.689	6-2	5-3	24-9	.727	9-5	7-3	8-1	
Marquette	9-7	.563	5-3	4-4	19-13	.594	10-3	6-8	3-2	
Saint Louis	8-8	.500	6-2	2-6	13-14	.481	9-2	2-8	2-4	
Memphis	7-9	.438	4-4	3-5	22-10	.688	8-3	8-5	6-1	
Tulane	7-9	.438	6-2	1-7	16-14	.533	12-6	4-7	0-1	
Charlotte	5-11	.313	4-4	1-7	15-15	.500	10-6	3-8	2-1	
Southern Miss	4-12	.250	2-3	2-9	9-19	.321	3-6	2-11	4-2	
UAB	3-13	.188	2-6	1-7	12-17	.414	6-8	2-9	4-0	
East Carolina	3-13	.188	3-7	0-6	8-21	.276	5-8	2-9	1-4	
TCU	3-13	.188	2-5	1-8	7-21	.250	5-5	1-13	1-3	

2000

	Conference					Overall				
	W-L	Pct.	H	A	Div	W-L	Pct.	H	A	N
#Cincinnati	14-2	.875	7-1	7-1	9-1	24-10	.706	7-1	11-5	6-4
&Louisville	12-4	.750	6-2	6-2	7-3	26-8	.765	13-2	8-3	5-3
DePaul	10-6	.625	5-3	5-3	5-5	21-12	.636	9-3	9-7	3-2
Charlotte	7-9	.438	3-5	4-4	4-6	14-18	.438	8-8	5-8	1-2
Saint Louis	6-10	.375	2-4	4-6	3-7	13-18	.419	5-7	5-8	3-3
Marquette	6-10	.375	4-3	2-7	2-8	9-23	.267	5-8	2-9	2-6

National Division

	W-L	Pct.	H	A	Div	W-L	Pct.	H	A	N
#^USF	15-1	.938	7-1	8-0	9-1	28-6	.824	12-1	14-1	2-4
^Houston	11-5	.688	6-3	5-2	8-2	21-11	.656	10-4	7-4	4-3
Tulane	8-8	.500	6-2	2-6	6-4	17-17	.500	13-3	2-9	2-5
Southern Miss	4-12	.250	2-6	2-6	4-6	12-19	.387	6-7	2-11	4-1
Memphis	3-13	.188	2-6	1-7	3-7	13-20	.394	5-9	5-9	3-2
UAB	0-16	.000	0-8	0-8	0-10	6-24	.200	3-10	0-12	3-2

1999

	Conference					Overall				
	W-L	Pct.	H	A	Div	W-L	Pct.	H	A	N
#&Cincinnati	13-3	.813	8-0	5-3	7-3	28-7	.800	12-1	12-4	4-2
#Louisville	13-3	.813	8-0	5-3	7-3	19-12	.613	10-1	5-6	4-5
DePaul	11-5	.688	6-2	5-3	5-5	20-13	.606	10-2	6-6	4-5
Saint Louis	9-7	.563	6-2	3-5	4-6	23-10	.697	9-3	7-5	7-2
Marquette	9-7	.563	7-3	2-4	4-6	18-13	.581	10-3	4-5	4-5
Charlotte	7-9	.438	4-3	3-6	3-7	13-17	.433	5-5	5-8	3-4

National Division

	W-L	Pct.	H	A	Div	W-L	Pct.	H	A	N
#Houston	13-3	.813	7-1	6-2	10-0	21-11	.656	12-3	8-5	1-3
USF	7-9	.438	4-4	3-5	8-2	15-18	.455	8-5	4-8	3-5
Tulane	4-12	.250	2-6	2-6	3-7	13-17	.433	5-8	4-7	4-2
Southern Miss	4-12	.250	2-6	2-6	3-7	13-20	.394	8-7	3-11	2-2
Memphis	4-12	.250	3-7	1-5	4-6	11-22	.333	6-9	4-8	1-5
UAB	2-14	.125	1-7	1-7	2-8	10-21	.323	2-7	4-10	4-4

1998

	Conference					Overall				
	W-L	Pct.	H	A	Div	W-L	Pct.	H	A	N
#&Louisville	14-2	.857	7-1	7-1	9-1	29-5	.853	15-1	8-3	6-1
Cincinnati	12-4	.714	6-2	6-2	8-2	21-12	.636	9-4	7-6	5-2
Saint Louis	11-5	.688	6-2	5-3	6-4	21-7	.750	9-2	7-4	5-1
Charlotte	6-10	.429	3-5	3-5	3-7	14-17	.452	6-7	3-8	5-2
DePaul	5-11	.313	4-4	1-7	2-8	11-20	.355	8-6	2-10	1-4
Marquette	4-12	.250	2-5	2-7	2-8	10-19	.345	4-6	3-8	3-5

National Division

	W-L	Pct.	H	A	Div	W-L	Pct.	H	A	N
USF	13-3	.786	7-1	6-2	8-2	25-8	.758	15-2	8-3	2-3
Houston	11-5	.688	6-1	5-4	9-1	21-13	.618	13-2	5-6	3-5
Southern Miss	11-5	.688	7-2	4-3	6-4	21-10	.677	7-2	9-6	5-2
Memphis	6-10	.375	3-5	3-5	5-5	18-14	.563	9-5	4-7	5-2
Tulane	2-14	.125	1-7	1-7	1-9	6-26	.188	2-14	2-10	2-2
UAB	1-15	.063	0-9	1-6	1-9	10-25	.286	4-9	2-10	4-6

1997

	C-USA					Overall				
	W-L	Pct.	H	A	Div	W-L	Pct.	H	A	N
American Division Louisville	13-3	.813	8-0	5-3	9-1	16-12	.571	9-1	6-6	6-4
Cincinnati	12-4	.750	8-1	4-3	8-2	21-13	.618	12-3	6-4	3-6
Saint Louis	7-9	.438	4-4	3-5	3-7	18-17	.514	8-7	5-8	5-2
Marquette	6-10	.375	4-4	2-6	5-5	18-16	.529	9-4	5-8	4-4
Charlotte	3-13	.188	3-5	0-8	3-7	11-22	.333	5-8	3-11	3-3
DePaul	2-14	.125	1-7	1-7	2-8	8-24	.250	2-12	4-9	2-3

National Division

	W-L	Pct.	H	A	Div	W-L	Pct.	H	A	N
#USF	15-1	.938	8-0	7-1	9-1	26-9	.743	14-1	7-5	5-3
&Houston	14-2	.875	7-1	7-1	9-1	23-10	.697	13-3	7-5	3-2
Southern Miss	8-8	.500	5-3	3-5	4-6	19-16	.543	8-4	7-7	3-6
Memphis	6-10	.375	4-4	2-6	3-7	19-14	.576	11-4	4-8	4-2
Tulane	6-10	.375	5-3	1-7	4-6	13-19	.406	8-7	2-10	3-2
UAB	4-12	.250	3-5	1-7	1-9	14-21	.400	6-6	3-10	5-5

1996

	C-USA					Overall				
	W-L	Pct.	H	A	Div	W-L	Pct.	H	A	N
Red Division #&USF	13-1	.929	7-0	6-1	6-0	27-5	.844	16-2	8-2	3-1
Tulane	5-9	.357	3-4	2-5	3-3	15-18	.455	9-7	3-10	3-1
UAB	5-9	.357	3-4	2-5	2-4	18-18	.500	6-6	6-9	6-3
Southern Miss	4-10	.286	4-3	0-7	1-5	14-16	.467	10-3	1-11	3-2

White Division

	W-L	Pct.	H	A	Div	W-L	Pct.	H	A	N
*Louisville	13-1	.929	7-0	6-1	6-0	26-5	.839	13-2	9-3	4-0
Houston	12-2	.857	6-1	6-1	4-2	24-8	.750	8-2	13-3	3-3
Charlotte	3-11	.214	2-5	1-6	2-4	15-16	.484	9-8	4-7	2-1
Memphis	1-13	.071	1-6	0-7	0-6	6-29	.171	4-15	0-11	2-3

Blue Division

	W-L	Pct.	H	A	Div	W-L	Pct.	H	A	N
Cincinnati	10-4	.714	6-1	4-3	5-1	25-10	.714	8-2	11-4	6-4
Saint Louis	9-5	.643	6-1	3-4	4-2	24-13	.649	14-3	5-5	5-5
Marquette	6-8	.429	4-3	2-5	2-4	12-21	.364	5-6	4-11	3-4
DePaul	3-11	.214	2-5	1-6	1-5	8-27	.229	5-9	1-11	2-7

* Division title vacated and wins forfeited due to NCAA sanctions.

1995

	C-USA					Overall				
	W-L	Pct.	H	A	Div	W-L	Pct.	H	A	N
Red Division &South Florida	11-1	.917	6-0	5-1	5-0	27-5	.844	15-1	7-3	5-1
Tulane	7-5	.583	4-2	3-3	3-2	13-19	.406	6-10	3-7	4-2
UAB	4-8	.333	4-2	0-6	1-4	21-18	.538	6-2	4-10	11-6
Southern Miss	3-9	.250	2-3	1-6	1-4	10-26	.278	2-6	3-13	5-7

White Division

	W-L	Pct.	H	A	Div	W-L	Pct.	H	A	N
#Louisville	12-0	1.000	6-0	6-0	4-0	29-6	.829	19-1	8-3	2-2
Memphis	6-6	.500	4-2	2-4	2-2	13-20	.394	8-5	3-9	2-6
Charlotte	2-10	.167	2-4	0-6	0-4	10-20	.333	6-8	2-8	2-4

Blue Division

	W-L	Pct.	H	A	Div	W-L	Pct.	H	A	N
Saint Louis	10-2	.833	4-2	6-0	5-0	29-10	.744	6-2	10-2	13-6
Cincinnati	8-4	.667	4-2	4-2	4-1	27-7	.794	8-2	9-4	10-1
Marquette	3-9	.250	3-4	0-5	1-4	8-20	.286	4-7	1-9	3-4
DePaul	0-12	.000	0-6	0-6	0-5	4-28	.125	2-12	1-11	1-5

KEY:

C-USA Regular Season/Division Champions
& C-USA Tournament Champions





C-USA MEDIA RELATIONS

Assistant Commissioner for Football and Baseball Operations:

Russell Anderson, rdanderson@c-usa.org

Assistant Commissioner for Public Affairs:

Courtney Morrison Archer, cmarcher@c-usa.org

Associate Director of Media Relations:

Debbie Davis (Volleyball Contact), ddavis@c-usa.org

Director of New Media:

Nicole Cartier, ncartier@c-usa.org

Media Relations Intern:

Jeremiah Ingram, jingram@c-usa.org



CONFERENCE USA

5201 N. O'Connor Blvd • Suite 300 • Irving, TX 75039
(214) 774-1300

C-USA WEB SITES

Conference USA.....	conferenceusa.com
East Carolina.....	ecupirates.com
Houston.....	uhcougars.com
Marshall.....	herdzone.com
Memphis.....	gotigersgo.com
Rice.....	riceowls.com
SMU.....	smumustangs.com
Southern Miss.....	southernmiss.com
Tulane.....	tulanegreenwave.com
Tulsa.....	tulсахurricane.com
UAB.....	uabsports.com
UCF.....	ucfathletics.com
UTEP.....	utepathletics.com

CONFERENCEUSA.COM

For complete information on all 20 Conference USA sports, check out the league's official Web site, conferenceusa.com. C-USA's Web site features all up-to-date information on standings, results, statistics and notes about Conference USA volleyball.

WEEKLY HONORS

Conference USA will name a Player of the Week, Setter of the Week and Defensive Player of the Week throughout the regular season. The awards are selected by the conference office and announced weekly.

POSTSEASON AWARDS

C-USA will name an 11-member All-Conference first and second team, an All-Freshman team, a Player of the Year, Setter of the Year, Libero of the Year, Freshman of the Year and Coach of the Year awards at the conclusion of the regular season. All of the award winners are selected by the league's head coaches. There is also an All-Academic Team selected by the SIDS.

C-USA SPORTS INFORMATION VOLLEYBALL CONTACTS

EAST CAROLINA

Charles Welch
E-mail: welchc@ecu.edu
Office Phone: (252) 737-5112
Cell Phone: (252) 702-0977
Office Fax: (252) 737-4528

HOUSTON

Jamie Zarda
E-mail: jczarda@uh.edu
Office Phone: (713) 743-9406
Cell Phone: (713) 582-5138
Office Fax: (713) 743-9411

MARSHALL

Ty Osborne
E-mail: osborne112@live.marshall.edu
Office Phone: (304) 696-4662
Cell Phone: (803) 530-2010
Fax Phone: (304) 696-2325

MEMPHIS

Preston McClellan
E-mail: preston.mcclellan@memphis.edu
Office Phone: (901) 678-4640
Cell Phone: (901) 351-7322
Office Fax: (901) 678-5182

RICE

Jay Jameson
E-mail: jj7473@rice.edu
Office Phone: (713) 348-8874
Cell Phone: (614) 354-9422
Office Fax: (713) 348-6019

SMU

Travis Chamblee
E-mail: tchamblee@mail.smu.edu
Office Phone: (214) 768-3735
Cell Phone: (214) 931-1714
Office Fax: (214) 768-2044

SOUTHERN MISS

Shirley Hill
E-mail: Shirley.jones-hill@usm.edu
Office Phone: (601) 266-4503
Cell Phone: (601) 520-3708
Office Fax: (601) 266-5428

TULANE

Greg Campbell
E-mail: gcampbe1@tulane.edu
Office Phone: (504) 314-7271
Cell Phone: (504) 615-8059
Office Fax: (504) 865-5512

TULSA

Eric Hollier
E-mail: eric-hollier@utulsa.edu
Office Phone: (918) 631-2492
Cell Phone: (225) 978-4590
Office Fax: (918) 631-3913

UAB

Ben Warnick
E-mail: warnick@uab.edu
Office Phone: (205) 934-0725
Cell Phone: (205) 908-7890
Office Fax: (205) 934-7505

UCF

Sarah Turcotte
E-mail: sarah@athletics.ucf.edu
Office Phone: (407) 823-6489
Cell Phone: (407) 462-3214
Office Fax: (407) 823-5293

UTEP

Denise Mata
E-mail: mdmata10@gmail.com
Office Phone: (915) 747-6653
Cell Phone: (915) 820-2458
Office Fax: (915) 747-5444

C-USA ON FACEBOOK

facebook By becoming a fan of Conference USA on Facebook, followers of C-USA teams will have the opportunity to receive score updates, event recaps and notices, video features, photos, special announcements, news on promotions and special ticket offers and much more. The Facebook page is available by searching for "Conference USA" under "Pages" on the site.

C-USA ON TWITTER

twitter Twitter, one of the fastest growing phenomena on the internet, provides fans a means to receive a steady flow of information on all facets of Conference USA athletics through instant messaging @ConferenceUSA1.

WHAT'S IN A NAME?

Several Conference USA institutions are often misrepresented when it comes to the correct spelling and abbreviation of their names. The following is a list of names that seem to cause the most confusion. Please be sure to use the correct spelling when referring to Conference USA and the schools.

Correct Usage	NEVER USE	Correct Usage	NEVER USE
Conference USA	Conf. USA	Tulsa Golden	
C-USA	CUSA	Hurricane	Golden Hurricanes
SMU	Southern Methodist	Tulsa or TU	UT
Southern Miss	So. Mississippi	UAB	Alabama-Birmingham
	So. Miss (abbreviation only)	UCF	Ala.-Birmingham
	USM (stat abbreviation only)	UTEP	Central Florida
			Central Fla.
			Texas-El Paso

