


2005 GAME RECAPS



GEORGETOWN..... 19
BUCKNELL..... (OT) 16

LEWISBURG, Pa. — Georgetown's Eric Bjonerud connected on a 33-yard field goal in overtime to complete a comeback from a 16-0 second-half deficit and give the Hoyas a 19-16 win over Bucknell in the football season opener for both teams in front of 6,802 fans at Christy Mathewson-Memorial Stadium.

The Bison, who scored the first 16 points of the contest, had a chance to win the game at the end of regulation with the score tied at 16. Bucknell started its final drive of the fourth quarter on the Georgetown 43-yard line with less than a minute to play. QB Terrance Wilson, making his first career start, completed just his second pass of the game to Josh DeStefano for 20 yards to bring Bucknell within field goal range. The Hoyas proceeded to call three straight timeouts to "ice" kicker Ryan Korn. Korn, who had already connected on two

GAME 1
SEPT. 3, 2005
CHRISTY MATHEWSON-
MEMORIAL STADIUM
ATTENDANCE: 6,802

field goals of more than 40 yards earlier in the game, attempted a 42-yard line drive that was blocked.

Bucknell opened the overtime period with the ball. On the second play of overtime, a handoff from Wilson to DeStefano was fumbled, and the Hoyas' Derek Franks recovered, giving Georgetown possession at the Bucknell 25-yard line.

The Bison defense did not allow the Hoyas to get inside the 16-yard line, but it was not enough as Bjonerud, who had been 1-for-3 on field goals in the game, connected on his second of the contest.

Wilson led Bucknell in rushing with 83 yards on 25 carries. Blamah Sarnor, who missed the second half with an injury, rushed 16 times for 65 yards and one touchdown as the Bison piled up 224 yards to Georgetown's 165. Georgetown outgained the Bison by a 333-274 margin overall.

SCORE BY QUARTERS


	1	2	3	4	O	F
Georgetown (1-0, 1-0)	0	0	13	3	3	19
Bucknell (0-1, 0-1)	7	6	3	0	0	16

- B—Sarnor 1 run (Korn kick), 7:17 1Q
- B—Korn 42 FG, 11:45 2Q
- B—Korn 47 FG, 2:48 2Q
- B—Korn 25 FG, 11:56 3Q
- G—Mitchell 42 pass from Cangelosi (pass failed), 11:28 3Q
- G—Van Fleet 41 pass from Cangelosi (Bjonerud kick), 9:58 3Q
- G—Bjonerud 26 FG, 5:46 4Q
- G—Bjonerud 33 FG, OT

	Georgetown	Bucknell
First Downs	16	17
Rushes-Yards	45-165	66-224
Passing Yards	168	50
Passes	9-20-2	3-6-0
Total Net Yards	333	274
Punts-Avg.	4-30.8	3-43.7
Fumbles-Lost	6-1	6-4
Interceptions-Yards	0-0	2-30
Penalties-Yards	6-68	4-40
Possession Time	27:00	33:00
3rd-Down Conversions	5-14	7-16
4th-Down Conversions	0-1	0-1

Individual Statistics

Rushing: G - Cangelosi 16-91, Davis 21-70, Slayton 3-9, Lancaster 1-3, Mitchell 1-3, Saunders 2-1, Bjonerud 1-(-12). B - Wilson 25-83, Sarnor 16-65-1, Kaufman 3-30, DeStefano 12-27, Davis 9-21, Team 1-(-2).
Passing: G - Cangelosi 9-20-2-168. B - Wilson 2-4-0-37, Team 0-1-0-0, DeStefano 1-1-0-(-13).
Receiving: G - Van Fleet 4-74-1, Mitchell 1-45-1, Castergine 1-24, Baker 1-17, Edwards 1-5, Davis 1-3. B - DeStefano 2-37, Wilson 1-13.
Tackles (leaders): G - Griauzde 12 (7-5), Hassan 11 (4-7), Buzbee 8 (7-1). B - Slater 10 (8-2), Petersen 10 (5-5), Decker 8 (4-4).



BUCKNELL..... 18
STONY BROOK..... 21

STONY BROOK, N.Y. — Freshman Matt Weeks kicked an 18-yard field goal with four seconds remaining to lift Stony Brook to a 21-18 victory over Bucknell, spoiling the Bison's valiant comeback effort.

The Seawolves, who had earlier failed to convert three point-after attempts and had a 23-yard field-goal attempt blocked, switched to backup kicker Weeks to cap a winning 15-play, 70-yard drive.

Ryan Korn's 23-yard field goal with 7:20 to play tied the game at 18-all, completing a Bison rally from an 11-point halftime deficit. After the tying boot, Stony Brook took over at its own 29 and converted three big third downs en route to the winning field goal.

Rod Williams rushed for 128 yards and two touchdowns and also caught a TD pass for the Seawolves.

GAME 2
SEPT. 10, 2005
LAVALLE STADIUM
ATTENDANCE: 4,101

Stony Brook scored on its first two possessions of the night, the first set up by a 58-yard screen pass from Josh Dudash to Joe Tarasiewicz on the game's very first play. After a Bison penalty, Williams scored on a 19-yard run. Bucknell punted, then Dudash connected with Williams on a 19-yard scoring pass to make it a 12-0 lead.

Bucknell used a little trickery to set up its first score of the day, as holder Andrew Guadagno connected with Sean Conover, normally a defensive end, on a fake field goal pass to the Stony Brook 3-yard line. Two plays later Mahdi Woodard broke the plane from a yard out to make it 12-7 with 2:15 left in the opening quarter.

Inside six minutes left in the first half, Bucknell's Peter Kaufman fumbled at his own 19, setting up Williams' third score of the half.

Dante Ross gave his team a jolt with a 54-yard return to the Stony Brook 26 on the opening kickoff of the second half. DL Ryan Walsh scored from 2-yards out and Josh DeStefano's conversion catch made it 18-15.

SCORE BY QUARTERS

	1	2	3	4	F
Bucknell (0-2)	7	0	8	3	18
Stony Brook (1-0)	12	6	0	3	21

- S—Williams 19 run (kick blocked), 14:16 1Q
- S—Williams 16 pass from Dudash (kick failed), 9:10 1Q
- B—Woodard 1 run (Korn kick), 2:15 1Q
- S—Williams 4 run (run failed), 5:13 2Q
- B—Walsh 2 run (DeStefano pass from Ahern), 3Q
- B—Korn 23 FG, 7:20 4Q
- S—Weeks 18 FG, 0:04 4Q

	Bucknell	Stony Brook
First Downs	13	21
Rushes-Yards	49-205	39-171
Passing Yards	54	204
Passes	3-9-1	19-28-2
Total Net Yards	259	375
Punts-Avg.	5-37.0	6-33.2
Fumbles-Lost	5-4	0-0
Interceptions-Yards	2-15	1-17
Penalties-Yards	7-65	3-15
Possession Time	27:47	32:13
3rd-Down Conversions	5-13	7-14
4th-Down Conversions	1-1	0-0

Individual Statistics



Rushing: B - Ahern 16-73, K. Davis 4-37, Woodard 14-34-1, DeStefano 7-33, Kaufman 6-20, Watson 1-6, Walsh 1-2-1. S - Williams 26-128-2, Davis 3-16, Dudash 5-15, Cosentino 3-9, Sturomski 2-3.
Passing: B - Woodard 2-7-37-1, Ahern 0-1-0-0, Guadagno 1-1-17-0. S - Dudash 19-28-204-2.
Receiving: B - K. Davis 1-23, Conover 1-17, Simpson 1-14. S - Tarasiewicz 4-74, Cosentino 4-42, Williams 4-18-1, Davis 3-39, Anderson 3-26, Kubrak 1-5.
Tackles (leaders): B - Ross 10, Slater 9, Lachman 8. S - Tomasky 16, Jean-Pierre 9, Merkle 8.



2005 GAME RECAPS

BUCKNELL 7
CORNELL 24

MARIST 7
BUCKNELL 27



GAME 3
SEPT. 17, 2005
SCHOELLKOPF FIELD
ATTENDANCE: 12,723

ITHACA, N.Y. — Quarterback Ryan Kuhn ran for 151 yards and two touchdowns and Luke Siwula ran for 102 yards and a score, leading Cornell to a 24-7 victory over Bucknell, sending the Bison to its third straight loss to start the season.

The Big Red, playing their season opener, scored all 24 points in the first half, 17 coming in a four-minute span in the second quarter.

Dante Ross ran for 59 yards on 15 carries and third string quarterback Ryan Ahern, making his first career start in place of injured Terrance Wilson and Mahdi Woodard, completed four passes for 38 yards and a touchdown for the Bison.

Cornell parlayed nine straight running plays into a touchdown on the opening drive of the game. Kuhn, who rushed for 116 yards in the first half alone, scored from 16 yards out to give the Big Red a quick 7-0 lead.

The Bison had a chance to cut into the lead when they bridged the first and second quarters with a 19-play drive that started from their own 2-yard line and chewed 9:10 off the clock. But Bucknell came away empty when Ryan Korn's 47-yard field goal attempt struck the right upright.

Cornell answered three minutes later with A.J. Weitsman's 45-yard kick. Then on the first play of Bucknell's next series, Ross, who lined up at both quarterback and slotback in addition to his regular duties playing cornerback and returning kicks, was hit as he tried to pass and the ball popped into the arms of Cornell's Doug Lempa at the Bucknell 8-yard line.

One play later, Kuhn ran it in from eight yards out for a 17-0 Big Red lead. Cornell stretched it to 24-0 on Siwula's six-yard run with 2:25 left in the first half.

The Bison blanked Cornell in the second half and allowed only 103 total yards after halftime. Dorian Petersen finished with a season-high 16 tackles, while Stephen Collage added 15 and Ryan Slater 13.

SCORE BY QUARTERS

	1	2	3	4	F
Bucknell (0-3)	0	0	0	7	7
Cornell (1-0)	7	17	0	0	24

- C—Kuhn 16 run (Weitsman kick), 11:34 1Q
- C—Weitsman 45 FG, 6:53 2Q
- C—Kuhn 8 run (Weitsman kick), 2:25 2Q
- C—Siwula 6 run (Weitsman kick), 2:25 2Q
- B—Simpson 28 pass from Ahern (Korn kick), 13:39 4Q

	Bucknell	Cornell
First Downs	14	17
Rushes-Yards	54-157	53-293
Passing Yards	38	49
Passes	4-11-1	6-8-0
Total Net Yards	195	342
Punts-Avg.	7-30.7	4-41.5
Fumbles-Lost	4-0	2-2
Interceptions-Yards	0-0	1-0
Penalties-Yards	4-27	7-55
Possession Time	31:40	28:20
3rd-Down Conversions	10-20	5-11
4th-Down Conversions	0-0	0-0

Individual Statistics

Rushing: B - Ross 15-59, DeStefano 11-40, Watson 4-34, Kaufman 6-11, Baker 3-8, Ahern 15-5. C - Kuhn 19-151-2, Siwula 24-102-1, Johnston 6-21, Romney 3-18, Jackson 1-1.
Passing: B - Ahern 4-7-38-0, Ross 0-3-0-1, DeStefano 0-1-0-0. C - Kuhn 6-8-49-0.
Receiving: B - Simpson 3-45, DeStefano 1-(-7). C - Siwula 4-18, Jackson 1-19, Romney 1-12.
Tackles (leaders): B - Petersen 16, Collage 15, Slater 13. C - Rex 16, Pollock 9, Boyd 9.

GAME 4
OCT. 1, 2005
CHRISTY MATHEWSON-MEMORIAL STADIUM
ATTENDANCE: 6,250

Marist scoring drive. He sparked a Bison defense that limited the Red Foxes to only 42 rushing yards, 41 coming on an Obozu Ehikioya fourth-quarter touchdown run.

Ross gave the Bison a 7-0 lead just over three minutes into the first quarter when he broke a number of tackles and galloped down the right sideline for a 39-yard TD gallop, the first offensive score of his career.

The score remained 7-0 at halftime as the two teams combined for nine punts and three turnovers in the first 30 minutes of play.

Ross, who accounted for 305 of Bucknell's 346 total yards, took over the game in the second half as he accumulated 170 of his rushing yards, two rushing touchdowns and his touchdown pass after intermission. He gave the Bison a 14-0 lead when he found Zvara in the end zone at the 10:34 mark of the third quarter. In the fourth quarter Ross' spinning 23-yard touchdown, punctuated by a dive across the goal line, gave Bucknell a 21-0 cushion. Ross had runs of 18, 23 and 26 yards and accounted for all but two yards on that drive.

SCORE BY QUARTERS

	1	2	3	4	F
Marist (3-2)	0	0	0	0	7
Bucknell (1-3)	7	0	7	13	27

- B—Ross 39 run (Bower kick), 11:46 1Q
- B—Zvara 37 pass from Ross (Bower kick), 10:34 3Q
- B—Ross 23 run (Bower kick), 11:23 4Q
- M—Ehikioya 41 run (Rowe kick), 8:46 4Q
- B—Ross 1 run (kick blocked), 1:13 4Q

	Marist	Bucknell
First Downs	16	17
Rushes-Yards	33-42	51-308
Passing Yards	240	38
Passes	17-33-4	2-7-0
Total Net Yards	282	346
Punts-Avg.	5-29.0	6-38.5
Fumbles-Lost	0-0	1-1
Interceptions-Yards	0-0	4-54
Penalties-Yards	6-24	8-85
Possession Time	31:09	28:51
3rd-Down Conversions	7-17	5-11
4th-Down Conversions	1-2	1-1

Individual Statistics

Rushing: M - Ehikioya 14-73-1, Prempeh 1-7, Crimmel 2-7, Vandermark 3-5, Farrington 3-4, Smith 1-(-12), Luft 8-(-15), Team 1-(-27). B - Ross 31-268-3, Ahern 7-33, DeStefano 7-13, K. Davis 3-10, Kaufman 2-(-2), Bouffard 1-(-14).
Passing: M - Luft 17-33-4-240. B - Ahern 1-4-0-1, Ross 1-2-0-37, DeStefano 0-1-0-0.
Receiving: M - Smith 8-102, Traynor 5-83, Prempeh 2-21, Marshall 1-25, Clavie 1-9. B - Zvara 1-37-1, Kaufman 1-1.
Tackles (leaders): M - Giummo 9, Sperl 8, Smith 8. B - Frisbey 13, Petersen 7, Slater 6, Bailey 6.

2005 GAME RECAPS



BUCKNELL.....7 PENN.....53

PHILADELPHIA, Pa. — Pat McDermott threw for 180 yards and two touchdowns and Penn's stingy defense parlayed five turnovers into a 53-7 victory over Bucknell at Franklin Field. Dante Ross, who rushed for 268 yards and three touchdowns the previous week against Marist, was held to just 31 rushing yards against Penn, although he did score the team's lone touchdown. The combination of a Penn team that entered the game with the nation's third-best rushing defense and a rainstorm crippled Bucknell's rushing attack.

The Bison were held to minus-15 rushing yards in the first half and 74 total.

Bucknell's defense fared better than the 53-7 final indicates. The Bison held Penn to 267 total yards and only 82 on the ground, while limiting star running back Sam Mathews to 34 yards on 14 carries. But Penn had two defensive scores in the

**GAME 5
OCT. 8, 2005
FRANKLIN FIELD
ATTENDANCE: 5,245**

first half and collected three more turnovers deep in Bucknell territory to set up short scoring drives in the second half.

Leading 8-0, Penn's Greg Ambrogi recovered a fumbled handoff in the end zone, and a missed extra point left the score 14-0. McDermott's second TD pass of the half, a 24-yarder to Matt Carre, made it 21-0, then just over a minute later the Penn defense scored again when an attempted shuffle pass to Josh DeStefano was bobbled, then tipped into the arms of Scott Williams, who returned it 48 yards for a 28-0 lead.

The Bison used a big defensive play from Sean Conover to set up its first score. Conover picked off a screen pass inside the Penn 10-yard line, and two plays later Ross dove across the goal line from five yards out. It was the first rushing touchdown of the year allowed by Penn. Freshman Will Carney tacked on the conversion for his first collegiate point.

SCORE BY QUARTERS


	1	2	3	4	F
Bucknell (1-4)	0	7	0	0	7
Penn (3-1)	8	23	14	8	53

- P—Mizell 15 pass from McDermott (Williams run), 9:39 1Q
- P—G. Ambrogi 0 fumble recovery (kick failed), 13:15 2Q
- P—Carre 24 pass from McDermott (Zoch kick), 8:55 2Q
- P—Williams 48 interception return (Zoch kick), 7:32 2Q
- B—Ross 5 run (Carney kick), 4:58 2Q
- P—Zoch 24 FG, 0:03 2Q
- P—K. Ambrogi 3 run (Zoch kick), 11:24 3Q
- P—K. Ambrogi 8 run (Zoch kick), 1:09 3Q
- P—Amoo-Achampong 4 run (Lepisto pass), 1:08 4Q

	Bucknell	Penn
First Downs	5	14
Rushes-Yards	46-74	36-82
Passing Yards	29	185
Passes	6-12-2	12-25-1
Total Net Yards	103	267
Punts-Avg.	9-30.4	8-40.5
Fumbles-Lost	6-3	5-0
Interceptions-Yards	1-6	2-48
Penalties-Yards	4-32	2-10
Possession Time	32:20	27:40
3rd-Down Conversions	3-15	6-15
4th-Down Conversions	1-2	0-0

Individual Statistics

Rushing: B - Kaufman 3-46, Ross 21-31-1, DeStefano 5-13, Ahern 3-5, K. Davis 2-5, Mullen 1-2, Erby 1-2, Watson 1-(-6), Woodard 9-(-24). P - Amoo-Achampong 11-45-1, Mathews 14-34, K. Ambrogi 5-18-2, Okoro 1-7, Walker 2-1, McDermott 3-(-23).
Passing: B - Woodard 5-10-2-24, Ross 1-2-0-5. P - McDermott 11-23-1-180, Walker 1-2-0-5.
Receiving: B - DeStefano 2-5, Ross 2-0, K. Davis 1-16, Zvara 1-8. P - Carre 3-62-1, McDonald 3-49, Mizell 2-27-1, Okoro 2-18, May 1-24, Shepherd 1-5.
Tackles (leaders): B - Lachman 9, Slater 8, Frisbey 5, Walsh 5. P - San Doval 7, Edgar 7, Fairbanks 7.



VILLANOVA.....33 BUCKNELL.....10

LEWISBURG, Pa. — J.J. Outlaw had a combined 179 rushing and receiving yards and scored two touchdowns to lead Villanova to a 38-10 victory over Bucknell.

Dante Ross rushed for 119 yards and a touchdown for the Bison.

Martin Gibson ran for a career-high 148 yards on only 11 carries, and Frank Jankowski completed 15 of 20 passes for 234 yards and three touchdowns for the Wildcats, who outgained Bucknell 469-256.

**GAME 6
OCT. 15, 2005
CHRISTY MATHEWSON-
MEMORIAL STADIUM
ATTENDANCE: 3,259**

It was Outlaw's 63-yard touchdown run on a reverse on Villanova's very first play from scrimmage that sent the Wildcats on their way. Jankowski dove in from the 1-yard line in the first minute of the second quarter and later hit John Dieser on a 6-yard TD strike to stake Villanova to a 24-3 halftime lead.

Bucknell's lone points of the first half came on a 42-yard field goal from freshman Will Carney, his first career field goal.

Outlaw and Dieser both caught touchdown passes in the second half to give Villanova a 38-3 lead. Bucknell picked up its lone touchdown on Ross' 16-yard run in the final minute of the game.

Ross went the distance at quarterback, in addition to returning punts and kicks. He completed 6 of 13 passes for 69 yards, returned two punts for 53 yards and three kickoffs for 66 yards. For good measure, Ross also punted three times for an average of 35.3 yards.

The 100-yard rushing efforts were the sixth of Gibson's career and the second for Ross, a senior who played in only his fourth career game on the offensive side of the ball.

Outlaw caught six passes for 121 yards and compiled 58 rushing yards on four carries. It was his fourth straight 100-yard receiving game and his third straight two-touchdown game.

SCORE BY QUARTERS

	1	2	3	4	F
Villanova (3-3)	10	14	7	7	38
Bucknell (1-5)	0	3	0	7	10

- V—Outlaw 63 run (Marcoux kick), 11:21 1Q
- V—Marcoux 33 FG, 7:03 1Q
- V—Jankowski 1 run (Marcoux kick), 14:10 2Q
- B—Carney 42 FG, 3:51 2Q
- V—Dieser 6 pass from Jankowski, 2:02 2Q
- V—Outlaw 5 pass from Jankowski, 5:35 3Q
- V—Dieser 8 pass from Jankowski, 7:22 4Q
- B—Ross 16 run (Carney kick), 0:21 4Q

	Villanova	Bucknell
First Downs	17	15
Rushes-Yards	40-235	54-187
Passing Yards	234	69
Passes	15-20-1	6-14-0
Total Net Yards	469	256
Punts-Avg.	3-39.3	6-31.2
Fumbles-Lost	2-1	4-1
Interceptions-Yards	0-0	1-0
Penalties-Yards	5-49	0-0
Possession Time	27:15	32:45
3rd-Down Conversions	6-11	6-17
4th-Down Conversions	0-0	1-3

Individual Statistics

Rushing: V - Gibson 11-148, Outlaw 4-58-1, Jones 9-24, May 6-7, Dicken 3-7, Team 1-(-2), Jankowski 6-(-7)-1. B - Ross 30-119-1, DeStefano 14-40, K. Davis 4-20, Watson 1-5, Kaufman 5-3.
Passing: V - Jankowski 15-20-1-234. B - Ross 6-13-0-69, Woodard 0-1-0-0.
Receiving: V - Outlaw 6-121-1, May 3-58, Dieser 2-14-2, Ridley 1-14, Hughley 1-12, Gibson 1-10, Polite 1-5. B - Allen 2-17, K. Davis 2-3, Simpson 1-33, DeStefano 1-16.
Tackles (leaders): V - Bacchus 9, Adams 7, Hulea 7. B - Petersen 8, Collage 7, Conover 7.


2005 GAME RECAPS

LEHIGH 42
BUCKNELL 10

LEWISBURG, Pa. — Sedale Threatt passed for 226 yards and two touchdowns and rushed for 60 yards and one more touchdown to lead Lehigh to a 42-10 football victory over Bucknell in a steady rain at Christy Mathewson-Memorial Stadium.

The Mountain Hawks jumped out to a 21-3 first quarter lead and Threatt, who started in place of the injured Mark Borda and completed 14 of 27 passes, had a hand in all three touchdowns as he registered 11- and 13-yard touchdown passes and a five-yard touchdown run. Bucknell's lone score in the first quarter was a 43-yard field goal by Will Carney.

The Bison slowed down the Lehigh offense that totaled 510 yards, including 278 in the first half, over the final three quarters as the Mountain Hawks scored 21 points over the final 45 minutes of play with all three touchdowns coming on the ground.



GAME 7
OCT. 22, 2005
CHRISTY MATHEWSON-MEMORIAL STADIUM
ATTENDANCE: 2,695

Bucknell's lone touchdown of the game came with 4:10 left in the second quarter when Dante Ross capped a six-play, 68-yard drive with a 10-yard run that cut the Lehigh lead to 28-10. The biggest play of the drive was a 35-yard completion by Ross to Daniel Zvara that moved the ball to the Lehigh 30-yard line.

After forcing Lehigh to punt after a three-and-out series, the Bison had a chance to cut into the 28-10 deficit late in the first half. Back-to-back plays of over 20 yards moved the Bucknell offense to the Lehigh 32-yard line, but Ross was stopped on a fourth-down rush.

Ross, who threw for a career-high 151 yards, was 7 of 13 passing. He also rushed 20 times for 52 yards to tie Josh DeStefano for team-high honors. Zvara was Ross' favorite target as he caught four passes for 107 yards.

SCORE BY QUARTERS

	<u>1</u>	<u>2</u>	<u>3</u>	<u>4</u>	<u>F</u>
Lehigh (5-2, 1-1)	21	7	14	0	42
Bucknell (1-6, 0-2)	3	7	0	0	10

- L—Fay 13 pass from Threatt (Musiek kick), 9:18 1Q
- B—Carney 43 FG, 6:34 1Q
- L—Threatt 5 run (Musiek kick), 6:00 1Q
- L—Thomas 11 pass from Threatt (Musiek kick), 0:49 1Q
- L—Walker 10 run (Musiek kick), 7:13 2Q
- B—Ross 10 run (Carney kick), 4:10 2Q
- L—Fay 21 run (Musiek kick), 8:53 3Q
- L—Rath 1 run (Musiek kick), 1:23 3Q

	Lehigh	Bucknell
First Downs	26	14
Rushes-Yards	50-277	46-163
Passing Yards	233	161
Passes	14-27-1	8-15-1
Total Net Yards	510	324
Punts-Avg.	5-29.0	6-38.5
Fumbles-Lost	3-1	4-2
Interceptions-Yards	1-31	1-0
Penalties-Yards	5-28	5-40
Possession Time	30:58	29:02
3rd-Down Conversions	10-15	4-13
4th-Down Conversions	1-1	0-2


Individual Statistics

Rushing: L - Rath 20-109-1, Threatt 7-60-1, Thompson 10-39, Fay 2-27-1, Copacia 4-19, Walker 1-10-1, McGowan 4-7, Probst 2-6. B - Ross 20-52-1, DeStefano 10-52, K. Davis 8-41, Watson 1-10, Kaufman 6-8, Simpson 1-0.
Passing: L - Threatt 13-25-1-226, Probst 1-2-0-7. B - Ross 7-13-0-151, Ahern 1-2-1-10.
Receiving: L - Thomas 3-62-1, Zebbluim 3-39, Kovacs 2-19, Porter 2-19, Walker 1-54, Thompson 1-20, Fay 1-13-1, Argenta 1-7. B - Zvara 4-107, DeStefano 2-21, Allen 1-23, Kaufman 1-10.
Tackles (leaders): L - Purdy 9, Cardwell 6, Breininger 6. B - Slater 8, Lutz 6, Collage 6, Frisbey 6.

BUCKNELL 20
LAFAYETTE 33

EASTON, Pa. — Bucknell valiantly fought back from a 20-3 deficit to tie the game in the fourth quarter, but Lafayette's Joe Ort caught a 40-yard touchdown pass from Brad Maurer with 1:47 left in the game to break a 20-20 tie and propel the Leopards to a 33-20 victory over the Bison.

Bucknell quarterback Dante Ross completed 18 of 31 passes for a career-high 275 yards. He tossed a pair of second-half touchdown passes — one to freshman Kadero Watson and the other to Sean Conover, an All-America defensive end who also caught four passes at tight end.



GAME 8
OCT. 29, 2005
FISHER FIELD
ATTENDANCE: 4,331

Trailing 20-3 after Davis hit Ort with a 32-yard score at the 9:42 mark of the third quarter, Bucknell stunned the defending PL champs with 17 unanswered points.

The Bison pulled within 20-10 when Ross found a wide-open Watson out of the backfield for a 38-yard scoring pass. Will Carney booted a 33-yard field goal to bring Bucknell within 20-13 with 6:56 to play. Matt Palermo intercepted Davis' pass with 5:58 left and returned it to the Lafayette 47. Five plays later Conover outjumped a defender for a 24-yard touchdown catch, and stunningly, the game was tied at 20-all with 4:14 to play.

But Lafayette answered with a seven-play, 83-yard drive to take the lead. On third-and-12 from his own 28, Maurer hit Brandon Stanford for a 23-yard gain to keep the drive alive, and two plays later Ort, a 6'5" wide receiver, reached over 5'10" freshman defensive back Devon Lutz for the go-ahead score with just 1:47 remaining.

Bucknell had one last chance to draw even, but on fourth-and-2 from the Bison 45, Tye Murphy intercepted a short pass and returned it 50 yards for a clinching touchdown.

SCORE BY QUARTERS

	<u>1</u>	<u>2</u>	<u>3</u>	<u>4</u>	<u>F</u>
Bucknell (1-7, 0-3)	0	3	7	10	20
Lafayette (6-2, 3-0)	6	7	7	13	33


- L—Stanford 83 punt return (kick failed), 0:00 1Q
- B—Carney 25 FG, 9:00 2Q
- L—Hurt 16 pass from Davis (Korn kick), 0:23 2Q
- L—Ort 32 pass from Davis (Korn kick), 9:42 3Q
- B—Watson 38 pass from Ross (Carney kick), 6:38 3Q
- B—Carney 33 FG, 6:56 4Q
- B—Conover 24 pass from Ross (Carney kick), 4:14 4Q
- L—Ort 40 pass from Maurer (Korn kick), 1:47 4Q
- L—Murphy 50 interception return (kick failed), 0:49 4Q

	Bucknell	Lafayette
First Downs	21	20
Rushes-Yards	48-149	26-108
Passing Yards	275	358
Passes	18-31-1	24-37-3
Total Net Yards	424	466
Punts-Avg.	5-43.2	4-31.8
Fumbles-Lost	2-1	2-1
Interceptions-Yards	3-55	1-50
Penalties-Yards	3-15	1-5
Possession Time	35:06	24:54
3rd-Down Conversions	5-16	3-11
4th-Down Conversions	1-3	1-2

Individual Statistics

Rushing: B - DeStefano 14-59, Watson 11-56, Ross 19-27, Kaufman 3-7, Team 1-0. L - Hurt 8-50, D'Urso 6-28, Davis 9-13, Stanford 1-10, Maurer 2-7.
Passing: B - Ross 18-31-1-275. L - Davis 10-19-2-161, Maurer 14-18-1-197.
Receiving: B - Zvara 5-63, Conover 4-62-1, DeStefano 3-17, Watson 2-81-1, Kaufman 2-35, Allen 2-17. L - Ort 7-128-2, Stanford 7-98, Hurt 3-32-1, Nelson 2-33, Adair 2-16, Russo 1-30, Walker 1-12, Hutson 1-9.
Tackles (leaders): B - Palermo 8, Petersen 8, Collage 7. L - Martell 13, Witherspoon 8, Costanzo 8, Bennett 8.

2005 GAME RECAPS



BUCKNELL.....21
FORDHAM.....23

BRONX, N.Y. — James Prydatko rushed for a career-high 201 yards as Fordham topped Bucknell 28-21 at an unseasonably warm Jack Coffey Field.

Bucknell opened the scoring in the second quarter on a 4-yard touchdown run by Josh DeStefano with 10:48 remaining. A fake field goal set up that score. Will Carney, who was 4-for-5 on field goals this season, lined up for a 28-yard field goal attempt, but holder Daniel Zvara completed a 5-yard pass to Brandon Bailey to pick up the first down. Two plays later DeStefano tallied his first career touchdown.

Fordham evened the score on its next drive, which covered 84 yards on 10 plays, and ended with an 11-yard touchdown run by Jonte Coven, who rushed for two touchdowns in the contest. That touchdown closed out the scoring in the wild first half that featured two blocked field goals, one

GAME 9
NOV. 5, 2005
JACK COFFEY FIELD
ATTENDANCE: 3,766

fake punt and one fake field goal.

Fordham, which rushed for just 61 yards in the first half, piled up 287 yards on the ground in the second half as it jumped out to a 21-7 advantage with 4:52 left in the third quarter.

Bucknell opened the fourth quarter with its second touchdown of the game as Dante Ross, who rushed 30 times for a team-high 111 yards, completed a 10-play, 64-yard drive with a 5-yard touchdown run.

Just 97 seconds later Prydatko ran 74 yards down the left sideline to give the Rams a 14-point advantage again.

Bucknell was able to cut the lead to 28-21 when freshman Kevin Mullen ran through the Fordham defense for a 24-yard touchdown with 2:18 to play. It was the first score of Mullen's career. After a failed onside kick, the Bison defense forced a punt to give Bucknell the ball on its own 20-yard line with 33 seconds to play. The Bison were able to gain just 14 yards before a Ross pass was picked off by Marcus Taylor to end the game.

SCORE BY QUARTERS

	1	2	3	4	F
Bucknell (1-8, 0-4)	0	7	0	14	21
Fordham (2-7, 2-3)	0	7	14	7	28

B—DeStefano 4 run (Carney kick), 10:48 2Q
 F—Coven 11 run (Clukey kick), 6:22 2Q
 F—Coven 6 run (Clukey kick), 11:51 3Q
 F—Stevens 1 run (Clukey kick), 4:52 3Q
 B—Ross 5 run (Carney kick), 14:56 4Q
 F—Prydatko 74 run (Clukey kick), 13:19 4Q
 B—Mullen 24 run (Carney kick), 2:18 4Q

	Bucknell	Fordham
First Downs	20	18
Rushes-Yards	56-191	41-344
Passing Yards	90	44
Passes	10-21-1	4-13-2
Total Net Yards	281	388
Punts-Avg.	4-31.5	3-36.0
Fumbles-Lost	3-1	0-0
Interceptions-Yards	2-13	1-(-6)
Penalties-Yards	1-15	6-55
Possession Time	33:57	26:03
3rd-Down Conversions	7-17	4-9
4th-Down Conversions	5-5	1-1

Individual Statistics

Rushing: B - Ross 30-111-1, Watson 9-33, Mullen 3-28-1, DeStefano 9-13-1, Kaufman 4-8, K. Davis 1-(-2). F - Prydatko 16-201-1, Coven 11-61-2, Kirlew 6-28, Daniels 5-27, DiFino 1-26, Stevens 2-1-1.

Passing: B - Ross 9-19-1-85, Zvara 1-1-0-5, Watson 0-1-0-0. F - Daniels 4-13-2-44.

Receiving: B - Kaufman 4-34, Zvara 2-30, DeStefano 1-10, Mozal 1-7, Bailey 1-5, Mullen 1-4. F - Coven 1-13, Prydatko 1-12, Haynes 1-12, Clarke 1-7.

Tackles (leaders): B - Collage 8, Petersen 7, Lachman 7. F - Garritano 14, Woodland 11, Whelan 11.



BUCKNELL.....10
COLGATE.....16

HAMILTON, N.Y. — Quarterback Mike Saraceno ran for the tying touchdown and passed for the go-ahead score in the fourth quarter to lead Colgate to a come-from-behind 16-10 victory over Bucknell at Andy Kerr Stadium.

Behind a stellar defensive effort, the Bison took a 10-3 lead into the fourth quarter on the first-place Raiders. But on a fourth-and-2 play, Saraceno ran 27 yards for a touchdown to tie the game at 10-10 with 13:03 remaining.

After a Bucknell three-and-out, Saraceno rolled left and hit Kenny Parker just across the goal line for a 7-yard score. Jacob Stein missed the extra point, leaving Colgate with a 16-10 lead with 7:13 left.

After an exchange of punts, Bucknell took over at its own 30 with 2:51 to play. The Bison converted a fourth-and-9 when Dante Ross hit Sean Conover with a 15-yard pass. But they couldn't convert

GAME 10
NOV. 12, 2005
ANDY KERR STADIUM
ATTENDANCE: 4,211

a second fourth-and-long when Kenny Davis was tackled well short of the first-down marker with 1:05 to play.

The Bucknell defense turned in perhaps its best half of the season in the opening 30 minutes. Dorian Petersen intercepted Saraceno's pass on the game's very first play from scrimmage and returned it 32 yards for a touchdown, giving the Bison a 7-0 lead just 17 seconds into the contest.

That was one of three first-half turnovers forced by the Bison, as cornerback David Frisbey intercepted a pass and linebacker Matt Palermo hustled to poke the ball free from tailback Jordan Scott and recovered the fumble himself.

Four completions from Saraceno to Kenny Parker brought Colgate inside the Bucknell 5 in the final minute of the half, but the defense stiffened again, and Frisbey blocked Stein's 27-yard field goal attempt on the final play of the half, sending a spirited Bison squad to the locker room with a 7-3 lead.

SCORE BY QUARTERS

	1	2	3	4	F
Bucknell (1-9, 0-5)	7	0	3	0	10
Colgate (7-3, 4-1)	0	3	0	13	16

B—Petersen 32 interception return (Carney kick), 14:43 1Q
 C—Stein 22 FG, 14:49 2Q
 B—Carney 32 FG, 2:03 3Q
 C—Saraceno 27 run (Stein kick), 13:03 4Q
 C—Parker 7 pass from Saraceno (kick failed), 7:13 4Q

	Bucknell	Colgate
First Downs	13	14
Rushes-Yards	49-193	38-122
Passing Yards	32	181
Passes	6-14-1	19-34-2
Total Net Yards	225	303
Punts-Avg.	6-33.7	5-40.6
Fumbles-Lost	5-4	3-2
Interceptions-Yards	2-32	1-31
Penalties-Yards	3-13	5-47
Possession Time	29:50	30:10
3rd-Down Conversions	5-16	6-18
4th-Down Conversions	1-2	2-3

Individual Statistics

Rushing: B - Ross 27-98, Kaufman 7-51, Watson 5-21, Mullen 5-17, Ahern 1-8, DeStefano 2-4, K. Davis 1-(-1), Zvara 1-(-5). C - Scott 30-103, Saraceno 4-18-1, Bennett 1-4, Evans 1-2, Team 2-(-5).

Passing: B - Ross 6-14-1-32. C - Saraceno 19-34-2-181.

Receiving: B - Kaufman 1-18, Conover 1-15, K. Davis 1-3, Zvara 1-2, DeStefano 1-(-1), Mullen 1-(-5). C - Parker 8-87-1, Long 4-35, Dillingham 4-24, Scott 1-23, Morgan 1-7, Evans 1-5.

Tackles (leaders): B - Slater 9, Lachman 8, Petersen 7, Palermo 7. C - Napa 11, Moore 8, Wurst 8.

2005 GAME RECAPS

2006 SPRING GAME

HOLY CROSS.....51
BUCKNELL.....33


LEWISBURG, Pa. — Steve Silva rushed for a career-high 200 yards and four touchdowns to help Holy Cross to a 51-33 victory over Bucknell.

Bucknell rushed for a season-high 426 yards, including 140 from Kadero Watson and 105 from Kenny Davis, but the Bison could not overcome a 37-point first-half outburst by Holy Cross.

The Crusaders gained 487 total yards, 230 coming on the ground and another 257 through the air. Quarterback John O'Neil completed 17 of 29 passes, two going for touchdowns.

The first of those TD strikes, an 18-yarder to Thomas Harrison, gave Holy Cross a 20-0 lead just 7:12 into the contest.

Bucknell's Kevin Mullen and Dante Ross sandwiched short touchdown runs around an O'Neil-to-Frank Herlihy 4-yard TD pass, and Holy Cross led 37-21 at the half.



GAME 11
NOV. 19, 2005
CHRISTY MATHEWSON-
MEMORIAL STADIUM
ATTENDANCE: 3,120

The Bison made a spirited comeback attempt early in the second half but were derailed by two miscues. On the opening possession of the half, Bucknell marched all the way to the shadow of the goal line behind the hard running of Watson and Davis, but Ross fumbled at the 3-yard line.

After forcing a punt and taking over near midfield, the Bison again moved the ball effectively, this time cashing in on Ross' 7-yard TD run. The 2-point conversion attempt failed, but the Bison trailed by just 10 at 37-27 with 3:27 left in the third quarter.

The momentum was short-lived, however, as Casey Gough fielded a bouncing kickoff and ran 84 yards untouched for a back-breaking touchdown.

SCORE BY QUARTERS

	<u>1</u>	<u>2</u>	<u>3</u>	<u>4</u>	<u>F</u>
Holy Cross (6-5, 3-3)23	14	7	7	51	
Bucknell (1-10, 0-6)	6	15	6	6	33

H—Silva 4 run (kick failed), 11:47 1Q
H—Silva 16 run (DeSantis kick), 8:46 1Q
H—Harrison 18 pass from O'Neil (DeSantis kick), 7:48 1Q
B—Zvara 45 pass from Ross (kick failed), 5:58 1Q
H—DeSantis 34 FG, 2:06 1Q
H—Silva 1 run (DeSantis kick), 10:54 2Q
B—Mullen 4 run (Carney kick), 9:26 2Q
H—Herlihy 4 pass from O'Neil (DeSantis kick), 5:49 2Q
B—Ross 5 run (Kaufman rush), 3:38 2Q
B—Ross 7 run (pass failed), 3:27 3Q
H—Gough 84 kickoff return (DeSantis kick), 3:16 3Q
H—Silva 15 run (DeSantis kick), 7:03 4Q
B—Mullen 4 run (rush failed), 3:27 4Q

	Holy Cross	Bucknell
First Downs	23	24
Rushes-Yards	43-230	58-426
Passing Yards	257	64
Passes	17-29-2	4-13-1
Total Net Yards	487	490
Punts-Avg.	1-36.0	3-35.7
Fumbles-Lost	1-0	3-3
Interceptions-Yards	1-21	2-51
Penalties-Yards	7-46	7-60
Possession Time	30:00	30:00
3rd-Down Conversions	6-13	5-11
4th-Down Conversions	3-4	2-2


Individual Statistics

Rushing: H - Silva 32-200-4, Gruber 2-13, O'Neil 6-12, Akande 2-4, Gough 1-1. B - Watson 14-140, Davis 10-105, Ross 15-80-2, Mullen 13-62-2, Kaufman 2-30, Ahern 1-7, DeStefano 2-3, Team 1-(-1).

Passing: H - O'Neil 17-29-2-257. B - Ross 4-12-1-64, DeStefano 0-1-0-0.

Receiving: H - Gruber 5-95, Turkovich 3-56, Dugan 3-30, Herlihy 3-26, Silva 1-24, Harrison 1-18, Lane 1-8. B - Zvara 1-45, Davis 1-13, Conover 1-8, Mullen 1-(-2).

Tackles (leaders): H - Adams 10, King 10, Pinard 8. B - Palermo 8, Slater 5, Williams 5.



Kevin Mullen scored four touchdowns in the spring game.

2005 RECORDS & HIGHLIGHTS

BUCKNELL IN 2005 ...

• Bucknell saw its streak of finishing .500 or better in nine out of 10 seasons come to an end last year with its 1-10 record. Over that decade span from 1995-2004, the Bison won 63 games, the most in any 10-year period in school history.

• DE Sean Conover was Bucknell's lone All-Patriot League selection last year. The All-American was a First Team All-Patriot League choice at defensive end each of his final two years. He finished his senior season with 44 tackles, including nine for loss, and three sacks. Despite playing tight end his entire freshman campaign, he finished his career with 17.5 sacks, tied for fifth-most in Bucknell history. He also had nine career forced fumbles. As a junior, Conover became the third Bison to win Patriot League Defensive Player of the Year honors, joining Ed Burman (1995) and Adam Lord (2002). Bucknell has had a first-team all-league player in 15 of the last 16 seasons.

• Bucknell had three players named to the ESPN the Magazine Academic All-District Team last year. OL Michael Boccella, K Ryan Bower and DB David Frisbey were all first-team selections last fall. Bucknell has claimed 35 all-district honorees in football since 1981, including at least one in each of the last six years. Additionally, the Bison had a Patriot League-high 24 players selected to the Patriot League Academic Honor Roll.

• QB/DB Dante Ross stepped into the quarterback role for the first time in his career last year as



WR Daniel Zvara made this diving catch in the end zone for his first career TD in the Marist game.

a senior. The versatile player who was the 2004 Patriot League Special Teams Player of the Year and started off the season as one of the league's top defensive backs, took over at quarterback in the third game of the season after a rash of injuries. He went on to complete 52 of 109 passes for 718 yards and four touchdowns. Leading Bucknell's spread option offense, Ross also rushed 208 times for 845 yards and nine touchdowns. In his second game as a starter, a 27-7 win over Marist, Ross rushed for 268 yards and three touchdowns and threw for another touchdown. He also intercepted a pass and registered five tackles. With his 268 yards on the ground, Ross broke the Bucknell and Patriot League mark of Daris Wilson's for rushing yards in a game by a quarterback. He became the 13th Bison to surpass 200 rushing yards in a game and turned in the second-best effort in the 120-year history of the program. Ross' 325 all-purpose yards against the Red Foxes, with 36 on punt returns and 21 on kick returns, also put him second in the Bucknell record books to Ken Jenkins' 341. Also against Marist, Ross surpassed Kevin Eiben's Bucknell career standard for punt return yardage. Ross finished his career with 730 career punt returns yards, 104 more than Eiben.

• Last season WR Daniel Zvara became the second Bucknell freshman to ever lead the team in receptions. Zvara led the squad with 15 receptions, two more than RB Josh DeStefano. The only other Bison freshman to post the most catches was Mike Guerrini (44) in 1987.

• Bucknell fell by a 51-33 score to Holy Cross in the final game of the 2005 season. The 33 points marked the most the Bison had scored in a loss since tallying 35 points three times in a four-game stretch, all losses, in 1988.

• Due to a number of injuries in 2005, Bucknell utilized a very young two-deep depth chart last year. The final depth chart of the season heading into the Holy Cross game listed 23 first- or second-year players. Of the 34 freshmen on the Bison roster last fall, 20 saw varsity action.

2005 BUCKNELL NATIONAL RANKINGS

Team	Rank	Avg.
Rushing Offense.....	21	207.0
Passing Offense.....	114	81.8
Total Offense.....	100	288.8
Scoring Offense.....	105	16.3
Rushing Defense.....	93	188.1
Total Defense.....	83	383.8
Scoring Defense.....	88	30.2
Net Punting.....	84	29.7
Punt Returns.....	54	9.3
Kickoff Returns.....	114	15.2
Turnover Margin.....	86	-.45
Pass Defense.....	58	195.7
Passing Efficiency.....	107	94.2
Individual		
	Rank	Avg.
Dante Ross (rushing).....	61	76.8
Dante Ross (total offense).....	84	143.1
Dante Ross (punt returns).....	32	10.3
Dante Ross (kickoff returns).....	63	20.7
Dante Ross (all-purpose yards).....	23	130.3
David Frisbey (interceptions).....	38	.36
Dorian Petersen (interceptions).....	t-84	.27

• Due to injuries on the offensive side of the ball, the Bucknell coaching staff was forced to juggle a number of defensive players on offense last season. In fact, four players who opened the season at a defensive position scored offensive touchdowns in 2005. Dante Ross received the most press for his switch from cornerback to quarterback, and he rushed for nine touchdowns and threw for four last year. Sean Conover played some at tight end toward the end of the season and caught a touchdown pass against Lafayette. Kevin Mullen moved from linebacker to fullback after Blamah Sarnor was injured early in the season, and Mullen scored his first collegiate TD on a 24-yard run against Fordham. DL Ryan Walsh ran for a touchdown against Stony Brook in week two. Walsh remained a starter on defense, but he occasionally entered the game on the team's goal line package on offense.

• The Bison faced a very challenging schedule in 2005. Eight of their 11 opponents finished the season with at least .500 records, while two others were just one win away from .500. Overall, Bucknell's opponents owned a 59-49 combined record.

• Bucknell went 1-4 in Christy Mathewson-Memorial Stadium last season, but still owns an impressive 309-150-13 all-time record at home. The Bison lost just their second non-conference home contest since 1996 when it fell to Villanova in October.

• Last year the Bucknell Department of Athletics & Recreation erected a monument honoring former coach Bob Odell in the south end of Christy Mathewson-Memorial Stadium, bringing the total number

2005 RECORDS & HIGHLIGHTS



LB Julius Hopson earned Patriot League Rookie of the Week honors after a big game at Cornell.



Dante Ross rushed for 268 yards against Marist after making a mid-season move to quarterback.



RB Kadero Watson rushed for 140 yards on 14 carries against Holy Cross in the 2005 season finale.

of monuments to three. Previously, former coaches Tom Gadd and Sid Jamieson were honored.

• 2005 Diversified Information Technologies Players of the Game:

Georgetown: LB Dorian Petersen
 Stony Brook: DB Dante Ross
 Cornell: LB Julius Hopson
 Marist: QB/DB Dante Ross
 Penn: DL Brandon Bailey
 Villanova: QB Dante Ross
 Lehigh: WR Daniel Zvara
 Lafayette: RB Kadero Watson
 Fordham: QB Dante Ross
 Colgate: LB Ryan Slater
 Holy Cross: RB Kadero Watson

• 2005 Lewisburg Touchdown Club Players of the Week:

Georgetown: OL Stefan Niemczyk (offense), LB Dorian Petersen (defense), P Phil Azarik (special teams), QB Mahdi Woodard (scout).
 Stony Brook: WR Richard Simpson (O), DL Sean Conover (D), KR/PR Dante Ross (ST), DL Brandon Friday (SC).
 Cornell: RB Josh DeStefano (O), LB Julius Hopson (D), LS Jeff Orazi (ST).
 Marist: QB Dante Ross (O), LB James Lachman (D), DB David Frisbey (ST), RB Harrison Baker (SC).
 Penn: DL Brandon Bailey (D), DL Sean Conover (ST), DL Jonathan Grainger (SC).
 Villanova: OL Chad Glasser (O), DL Sean Conover (D), KR/PR/P Dante Ross (ST), OL Greg Wissman (SC).

BUCKNELL IN THE RED ZONE

Opponent	Efficiency	Summary
Georgetown	2-4 (.500)	TD, FG, DNS, FUM
Stony Brook	3-4 (.750)	2TD, FG, FUM
Cornell	0-1 (.000)	MFG
Marist	1-1 (1.000)	TD
Penn	1-1 (1.000)	TD
Villanova	1-3 (.333)	TD, DNS, FUM
Lehigh	1-2 (.500)	TD, DNS
Lafayette	2-3 (.667)	2FG, MFG
Fordham	2-3 (.667)	2TD, MFG
Colgate	1-1 (1.000)	FG
Holy Cross	4-5 (.800)	4TD, FUM
Total	18-28 (.643)	TD%: 13-28 (.464)

OPPONENTS IN THE RED ZONE

Opponent	Efficiency	Summary
Georgetown	2-4 (.500)	2FG, 2MFG
Stony Brook	4-5 (.800)	3TD, FG, MFG
Cornell	3-6 (.500)	3TD, 2FUM, HALF
Marist	0-2 (.000)	DNS, INT
Penn	5-6 (.833)	4TD, FG, PUNT
Villanova	5-5 (1.000)	4TD, FG
Lehigh	5-6 (.833)	5TD, HALF
Lafayette	1-4 (.250)	TD, 2INT, DNS
Fordham	3-3 (1.000)	3TD
Colgate	2-5 (.400)	2TD, BFG, DNS, FUM
Holy Cross	7-8 (.875)	6TD, FG, HALF
Total	37-54 (.685)	TD%: 31-54 (.574)

Lehigh: WR Daniel Zvara (O), DB Devon Lutz (D), K Will Carney (ST), LB Todd Rinaldo (SC).

Lafayette: RB Kadero Watson (O), DB David Frisbey (D), LS Jeff Orazi (ST), OL Chris Wancowicz (SC).

Fordham: QB Dante Ross (O), DL Jacob Burney (D), DB Jay Harper (SC).

Colgate: OL Eric Becker (O), LB Ryan Slater (D), DB David Frisbey (ST), WR Andrew Guadagno (SC).

Holy Cross: RB Kadero Watson (O), LB Ryan Slater (D), DL Brandon Friday (SC).

• 2005 Patriot League Weekly Honors:

Offensive Player of the Week:

Dante Ross - 10/3

Rookie of the Week:

Julius Hopson - 9/19
 Kadero Watson - 10/31



2005 STATISTICS

2005 RESULTS (9-10, 0-6 PL)

Date	Opponent	W/L	Score	Att.
Sept. 3, 2005	GEORGETOWN (OT)	L	19-16	6,802
Sept. 10, 2005	at Stony Brook	L	21-18	4,101
Sept. 17, 2005	at Cornell	L	24-7	12,723
Oct. 1, 2005	MARIST	W	27-7	6,250
Oct. 8, 2005	at Penn	L	53-7	5,245
Oct. 15, 2005	VILLANOVA	L	38-10	3,259
Oct. 22, 2005	LEHIGH	L	42-10	2,695
Oct. 29, 2005	at Lafayette	L	33-20	4,331
Nov. 5, 2005	at Fordham	L	28-21	3,766
Nov. 12, 2005	at Colgate	L	16-10	4,211
Nov. 19, 2005	HOLY CROSS	L	51-33	3,120

• Patriot League game

TEAM STATISTICS

	BUCKNELL	OPP
SCORING	179	332
Points Per Game	16.3	30.2
FIRST DOWNS	173	202
Rushing	121	98
Passing	46	96
Penalty	6	8
RUSHING YARDAGE	2277	2069
Yards gained rushing	2530	2310
Yards lost rushing	253	241
Rushing Attempts	577	444
Average Per Rush	3.9	4.7
Average Per Game	207.0	188.1
TDs Rushing	16	24
PASSING YARDAGE	900	2153
Att-Comp-Int	70-153-9	156-274-20
Average Per Pass	5.9	7.9
Average Per Catch	12.9	13.8
Average Per Game	81.8	195.7
TDs Passing	5	16
TOTAL OFFENSE	3177	4222
Total Plays	730	718
Average Per Play	4.4	5.9
Average Per Game	288.8	383.8
KICK RETURNS: #-YARDS	50-758	34-765
PUNT RETURNS: #-YARDS	21-196	25-249
INT RETURNS: #-YARDS	20-256	9-192
KICK RETURN AVERAGE	15.2	22.5
PUNT RETURN AVERAGE	9.3	10.0
INT RETURN AVERAGE	12.8	21.3
FUMBLES-LOST	43-24	24-8
PENALTIES-YARDS	46-392	53-402
Average Per Game	35.6	36.5
PUNTS-YARDS	60-2071	47-1680
Average Per Punt	34.5	35.7
Net punt average	30.4	31.6
TIME OF POSSESSION/GAME	31:18	28:42
3RD-DOWN CONVERSIONS	62/165	65/148
3rd-Down Pct	38%	44%
4TH-DOWN CONVERSIONS	13/22	9/14
4th-Down Pct	59%	64%
SACKS BY-YARDS	13-66	12-76
MISC YARDS	40	3
TOUCHDOWNS SCORED	22	45
FIELD GOALS-ATTEMPTS	9-15	8-14
PAT-ATTEMPTS	16-18	34-41
ATTENDANCE	22126	34377
Games/Avg Per Game	5/4425	6/5730

SCORE BY QUARTERS	1st	2nd	3rd	4th	OT	Total
Bucknell	37	48	34	60	0	179
Opponents	87	98	76	68	3	332

INDIVIDUAL STATISTICS

RUSHING	G	Att	Gain	Loss	Net	Avg	TD	Long	Avg/G
Ross, Dante	11	208	943	98	845	4.1	9	39	76.8
Watson, Kadero	10	47	315	16	299	6.4	0	51	29.9
DeStefano, Josh	11	93	309	12	297	3.2	1	24	27.0
Davis, Kenny	10	42	252	16	236	5.6	0	30	23.6
Kaufman, Peter	11	47	227	15	212	4.5	0	37	19.3
Ahern, Ryan	7	43	153	22	131	3.0	0	15	18.7
Mullen, Kevin	11	22	109	0	109	5.0	3	24	9.9
Wilson, Terrance	1	25	92	9	83	3.3	0	21	83.0
Sarnor, Blamah	1	16	65	0	65	4.1	1	14	65.0
Woodard, Mahdi	3	23	53	43	10	0.4	1	10	3.3
Baker, Harrison	5	3	8	0	8	2.7	0	7	1.6
Walsh, Ryan	11	1	2	0	2	2.0	1	2	0.2
Erby, Corin	9	1	2	0	2	2.0	0	2	0.2
Simpson, Richard	8	1	0	0	0	0.0	0	0	0.0
Team	6	3	0	3	-3	-1.0	0	0	-0.5
Zvara, Daniel	11	1	0	5	-5	-5.0	0	0	-0.5
Bouffard, Ben	1	1	0	14	-14	-14.0	0	0	-14.0
Total	11	577	2530	253	2277	3.9	16	51	207.0
Opponents	11	444	2310	241	2069	4.7	24	74	188.1

PASSING	G	Effic	A-C-I	Pct	Yds	TD	Lng	Avg/G
Ross, Dante	11	105.97	109-52-5	47.7	718	4	45	65.3
Woodard, Mahdi	3	34.02	18-7-3	38.9	61	0	23	20.3
Ahern, Ryan	7	81.54	14-6-1	42.9	49	1	28	7.0
Wilson, Terrance	1	127.70	4-2-0	50.0	37	0	20	37.0
DeStefano, Josh	11	52.30	4-1-0	25.0	13	0	13	1.2
Team	6	0.00	1-0-0	0.0	0	0	0	0.0
Zvara, Daniel	11	142.00	1-1-0	100.0	5	0	5	0.5
Guadagno, Andrew	10	242.80	1-1-0	100.0	17	0	17	1.7
Watson, Kadero	10	0.00	1-0-0	0.0	0	0	0	0.0
Bouffard, Ben	1	0.00	0-0-0	0.0	0	0	0	0.0
Total	11	94.18	153-70-9	45.8	900	5	45	81.8
Opponents	11	127.61	274-156-20	56.9	2153	16	74	195.7

RECEIVING	G	No.	Yds	Avg	TD	Long	Avg/G
Zvara, Daniel	11	15	292	19.5	2	45	26.5
DeStefano, Josh	11	13	98	7.5	0	27	8.9
Kaufman, Peter	11	9	98	10.9	0	30	8.9
Conover, Sean	11	7	102	14.6	1	24	9.3
Davis, Kenny	10	6	58	9.7	0	23	5.8
Simpson, Richard	8	5	92	18.4	1	33	11.5
Allen, Zach	11	5	57	11.4	0	23	5.2
Mullen, Kevin	11	3	-3	-1.0	0	4	-0.3
Watson, Kadero	10	2	81	40.5	1	43	8.1
Ross, Dante	11	2	0	0.0	0	4	0.0
Wilson, Terrance	1	1	13	13.0	0	13	13.0
Mozal, Nick	10	1	7	7.0	0	7	0.7
Bailey, Brandon	11	1	5	5.0	0	5	0.5
Total	11	70	900	12.9	5	45	81.8
Opponents	11	156	2153	13.8	16	74	195.7

PUNT RETURNS	No.	Yds	Avg	TD	Long
Ross, Dante	19	195	10.3	0	44
Baker, Harrison	1	0	0.0	0	0
Simpson, Richard	1	1	1.0	0	0
Total	21	196	9.3	0	44
Opponents	25	249	10.0	1	83

2005 STATISTICS

INTERCEPTIONS	No.	Yds	Avg	TD	Long
Frisbey, David	4	73	18.2	0	41
Lutz, Devon	3	34	11.3	0	34
Palermo, Matt	3	30	10.0	0	14
Petersen, Dorian	3	59	19.7	1	32
Lachman, James	2	27	13.5	0	24
Conover, Sean	1	6	6.0	0	6
Ross, Dante	1	0	0.0	0	0
Matzura, Steve	1	0	0.0	0	0
Thomson, John	1	27	27.0	0	27
Collage, Stephen	1	0	0.0	0	0
Total	20	256	12.8	1	41
Opponents	9	192	21.3	2	50

KICK RETURNS	No.	Yds	Avg	TD	Long
Ross, Dante	19	393	20.7	0	54
Kaufman, Peter	15	250	16.7	0	45
Mozal, Nick	5	44	8.8	0	12
Lachman, James	2	19	9.5	0	6
Conover, Sean	2	10	5.0	0	10
Decker, Andrew	2	12	6.0	0	7
Watts, Ben	2	14	7.0	0	7
Baker, Harrison	1	7	7.0	0	7
Palermo, Matt	1	11	11.0	0	11
Hopson, Julius	1	-2	-2.0	0	0
Total	50	758	15.2	0	54
Opponents	34	765	22.5	1	84

SCORING	TD	FGs	Kick	PATs			DXP	Saf	Pts
				Rush	Rcv	Pass			
Ross, Dante	9	0-0	0-0	0-0	0	0-1	0	0	54
Carney, Will	0	5-7	10-11	0-0	0	0-0	0	0	25
Mullen, Kevin	3	0-0	0-0	0-1	0	0-0	0	0	18
Korn, Ryan	0	4-8	3-3	0-0	0	0-0	0	0	15
Zvara, Daniel	2	0-0	0-0	0-0	0	0-0	0	0	12
DeStefano, Josh	1	0-0	0-0	0-0	1	0-0	0	0	8
Sarnor, Blamah	1	0-0	0-0	0-0	0	0-0	0	0	6
Woodard, Mahdi	1	0-0	0-0	0-0	0	0-0	0	0	6
Watson, Kadero	1	0-0	0-0	0-0	0	0-0	0	0	6
Conover, Sean	1	0-0	0-0	0-0	0	0-0	0	0	6
Simpson, Richard	1	0-0	0-0	0-0	0	0-0	0	0	6
Petersen, Dorian	1	0-0	0-0	0-0	0	0-0	0	0	6
Walsh, Ryan	1	0-0	0-0	0-0	0	0-0	0	0	6
Bower, Ryan	0	0-0	3-4	0-0	0	0-0	0	0	3
Kaufman, Peter	0	0-0	0-0	1-1	0	0-0	0	0	2
Ahern, Ryan	0	0-0	0-0	0-0	0	1-1	0	0	0
Total	22	9-15	16-18	1-2	1	1-2	0	0	179
Opponents	45	8-14	34-41	1-2	1	1-2	0	0	332

TOTAL OFFENSE	G	Plays	Rush	Pass	Total	Avg/G
Ross, Dante	11	317	845	718	1563	142.1
DeStefano, Josh	11	97	297	13	310	28.2
Watson, Kadero	10	48	299	0	299	29.9
Davis, Kenny	10	42	236	0	236	23.6
Kaufman, Peter	11	47	212	0	212	19.3
Ahern, Ryan	7	57	131	49	180	25.7
Wilson, Terrance	1	29	83	37	120	120.0
Mullen, Kevin	11	22	109	0	109	9.9
Woodard, Mahdi	3	41	10	61	71	23.7
Sarnor, Blamah	1	16	65	0	65	65.0
Guadagno, Andrew	10	1	0	17	17	1.7
Baker, Harrison	5	3	8	0	8	1.6
Erby, Corin	9	1	2	0	2	0.2
Walsh, Ryan	11	1	2	0	2	0.2
Zvara, Daniel	11	2	-5	5	0	0.0
Team	6	4	-3	0	-3	-0.5
Bouffard, Ben	1	1	-14	0	-14	-14.0
Total	11	730	2277	900	3177	288.8
Opponents	11	718	2069	2153	4222	383.8

FIELD GOALS	M-A	Pct	10-19	20-29	30-39	40-49	50+	Lg	Blk
Korn, Ryan	4-8	50.0	0-0	2-2	0-1	2-5	0-0	47	2
Carney, Will	5-7	71.4	0-0	1-2	2-3	2-2	0-0	43	1

FG SEQUENCE	Bucknell	Opponents
Georgetown	42, (42), (47), (25), 42	44, 35, (26), (33)
Stony Brook	(23)	23, (18)
Cornell	47, 37	(45)
Marist	-	-
Penn	-	(24)
Villanova	(42)	(33)
Lehigh	(43)	46
Lafayette	(25), 29, (33)	-
Fordham	33	45
Colgate	(32)	(22), 27
Holy Cross	-	(34)

Numbers in (parentheses) indicate field goal was made.

PUNTING	No.	Yds	Avg	Long	TB	FC	I20	Blkd
DeMartino, Matt	22	721	32.8	51	0	2	4	0
Azarik, Phil	19	684	36.0	48	0	0	3	0
Korn, Ryan	12	446	37.2	47	1	1	1	1
Ross, Dante	6	220	36.7	47	1	0	2	0
Team	1	0	0.0	0	0	0	0	0
Total	60	2071	34.5	51	2	3	10	1
Opponents	47	1680	35.7	64	4	6	15	2

ALL PURPOSE	G	Rush	Rec	PR	KOR	IR	Tot	Avg/G
Ross, Dante	11	845	0	195	393	0	1433	130.3
Kaufman, Peter	11	212	98	0	250	0	560	50.9
DeStefano, Josh	11	297	98	0	0	0	395	35.9
Watson, Kadero	10	299	81	0	0	0	380	38.0
Davis, Kenny	10	236	58	0	0	0	294	29.4
Zvara, Daniel	11	-5	292	0	0	0	287	26.1
Ahern, Ryan	7	131	0	0	0	0	131	18.7
Conover, Sean	11	0	102	0	10	6	118	10.7
Mullen, Kevin	11	109	-3	0	0	0	106	9.6
Wilson, Terrance	1	83	13	0	0	0	96	96.0
Simpson, Richard	8	0	92	1	0	0	93	11.6
Frisbey, David	11	0	0	0	0	73	73	6.6
Sarnor, Blamah	1	65	0	0	0	0	65	65.0
Petersen, Dorian	10	0	0	0	0	59	59	5.9
Allen, Zach	11	0	57	0	0	0	57	5.2
Mozal, Nick	10	0	7	0	44	0	51	5.1
Lachman, James	11	0	0	0	19	27	46	4.2
Palermo, Matt	7	0	0	0	11	30	41	5.9
Lutz, Devon	6	0	0	0	0	34	34	5.7
Thomson, John	7	0	0	0	0	27	27	3.9
Baker, Harrison	5	8	0	0	7	0	15	3.0
Watts, Ben	7	0	0	0	14	0	14	2.0
Decker, Andrew	7	0	0	0	12	0	12	1.7
Woodard, Mahdi	3	10	0	0	0	0	10	3.3
Bailey, Brandon	11	0	5	0	0	0	5	0.5
Walsh, Ryan	11	2	0	0	0	0	2	0.2
Erby, Corin	9	2	0	0	0	0	2	0.2
Hopson, Julius	11	0	0	0	-2	0	-2	-0.2
Team	6	-3	0	0	0	0	-3	-0.5
Bouffard, Ben	1	-14	0	0	0	0	-14	-14.0
Total	11	2277	900	196	758	256	4387	398.8
Opponents	11	2069	2153	249	765	192	5428	493.5

2005 STATISTICS

DEFENSIVE STATISTICS

	G	Tackles			TFL-Yds	Sacks		BrUp	Fumbles		Blkd Kick	Saf
		Solo	Ast	Total		No-Yards	Int-Yds		Rcv-Yds	FF		
Slater, Ryan	11	46	38	84	3-4	.	.	2	1-0	1	.	.
Petersen, Dorian	10	40	38	78	6-10	.	.	7	1-0	1	1	.
Collage, Stephen	11	35	34	69	1-1	.	.	1
Lachman, James	11	39	25	64	3-19	.	.	1	.	1	.	.
Frisbey, David	11	37	17	54	3-29	.	.	7	.	.	1	.
Conover, Sean	11	26	18	44	9-19	3.0-9	.	2	2-0	1	1	.
Bailey, Brandon	11	23	18	41	10-32	4.0-22	.	2	.	.	1	.
Palermo, Matt	7	22	10	32	1-1	.	.	1	2-0	1	.	.
Matzura, Steve	11	16	14	30	2-4	.	.	1
Burney, Jacob	11	15	14	29	4-11	1.5-7	1	.
Walsh, Ryan	11	16	12	28	6-19	2.5-13	.	.	1-0	1	.	.
Ross, Dante	11	20	6	26	.	.	.	2	.	2	1	.
Hopson, Julius	11	10	15	25	3-3	.	.	1	1-40	1	.	.
Lutz, Devon	6	20	2	22	.	.	.	4
Salvatore, Peter	11	6	8	14	2-0
Praylo, Chris	11	6	7	13	3-6	1.0-3
Orazi, Jeff	11	6	5	11	1-1
Decker, Andrew	7	5	5	10	2-1
Manjuck, Todd	11	6	1	7
Hardman, Mike	11	4	2	6	1-12	1.0-12
Williams, Sam	5	5	1	6
Mullen, Kevin	11	3	2	5
Applegate, Nolan	4	3	.	3	.	.	.	1
Zvara, Daniel	11	1	1	2	1-12
DeStefano, Josh	11	1	1	2
Friday, Brandon	5	2	.	2
Thomson, John	7	.	2	2	1	.
Allen, Zach	11	2	.	2
Niemczyk, Stefan	11	.	1	1
Ahern, Ryan	7	1	.	1
Bower, Ryan	9	1	.	1
Kaufman, Peter	11	.	1	1
Mozal, Nick	10	1	.	1
Kostelic, Craig	4	1	.	1
Grainger, Jon	10	1	.	1
Streapy, James	3	.	1	1
Azarik, Phil	5	.	1	1
Davis, Kenny	10	1	.	1
Watts, Ben	7	1	.	1
Watson, Kadero	10	1	.	1
Boccella, Mike	8	.	1	1
DeMartino, Matt	7	.	1	1
Total	11	426	302	728	61-184	13-66	20-256	32	8-40	9	7	.
Opponents	11	12-76	9-192	21	24-3	20	5	.

IN 2005, THE BISON WERE ...

1-4..... at home	0-5..... when losing turnover battle
0-6..... on the road	1-3..... when winning turnover battle
0-2..... on grass	1-9..... when forcing at least 2 TOs
0-1..... on "AstroTurf"	0-7..... when committing at least 2 TOs
1-7..... on "FieldTurf"	0-0..... when committing no TOs
1-8..... in day games	0-0..... when forcing no TOs
0-2..... in night games	0-6..... with more time of poss.
1-2..... when leading at the half	1-3..... with less time of poss.
0-7..... when trailing at the half	0-4..... when running at least 70 plays
0-1..... when tied at the half	1-6..... with fewer than 70 plays
1-2..... when leading after 3 quarters	1-3..... when rushing for 200+ yards
0-8..... when trailing after 3 quarters	0-1..... when passing for 200+ yards
0-0..... when tied after 3 quarters	0-2..... when gaining 400+ total yards
1-3..... when scoring first	1-1..... when outgaining opponent
0-7..... when opposition scored first	0-5..... when opp. rushes for 200+ yds.
0-5..... when running more total plays	1-5..... when opp. passes for 200+ yds.
1-5..... when running fewer total plays	0-4..... when opp. has 400+ total yards

2005 BUCKNELL SCORING DRIVES

Opp.	Scoring Play	Summary (Qtr.)
GTN	Sarnor 1 run	9-49/3:05 (1)*
GTN	Korn 42 FG	4-5/1:24 (2)
GTN	Korn 47 FG	10-43/5:44 (2)
GTN	Korn 25 FG	4-9/1:30 (3)*
SBK	Woodard 1 run	7-48/3:20 (1)
SBK	Walsh 2 run	7-26/3:31 (3)
SBK	Korn 23 FG	9-31/4:56 (4)*
COR	Simpson 28 pass from Ahern	9-66/3:39 (4)
MAR	Ross 39 run	2-43/0:42 (1)
MAR	Zvara 37 pass from Ross	7-63/3:22 (3)*
MAR	Ross 23 run	6-80/2:47 (4)*
MAR	Ross 1 run	13-69/7:26 (4)
PEN	Ross 5 run	2-8/0:42 (2)
VIL	Carney 42 FG	9-24/4:10 (2)
VIL	Ross 16 run	8-85/3:12 (4)
LEH	Carney 43 FG	8-43/2:43 (1)
LEH	Ross 10 run	6-68/3:03 (2)
LAF	Carney 25 FG	13-58/6:00 (2)
LAF	Watson 38 pass from Ross	7-68/3:04 (3)
LAF	Carney 33 FG	5-43/1:46 (4)
LAF	Conover 24 pass from Ross	5-47/1:44 (4)*
FDM	DeStefano 4 run	15-56/7:09 (2)
FDM	Ross 5 run	10-64/4:51 (4)
FDM	Mullen 24 run	13-80/4:46 (4)*

* Following forced turnover

2005 STATISTICS

GAME-BY-GAME STARTERS

Opp.	WR	LT	LG	C	RG	RT	WR	QB	FB	SB	SB
GTN	Guadagno	Watts	Niemczyk	Hoffer	Boccella	Becker	Simpson	Wilson	Sarnor	K. Davis	DeStefano
SBK	Zvara	Watts	Niemczyk	Conti	Boccella	Becker	Simpson	Woodard	DeStefano	K. Davis	Kaufman
COR	Mozal	Watts	Niemczyk	Hoffer	Boccella	Becker	Simpson	Ahern	DeStefano	Watson	Kaufman
MAR	Zvara	Glasser	Niemczyk	Watts	Boccella	Becker	Allen	Ahern	DeStefano	K. Davis	Kaufman
PEN	Mozal	Glasser	Niemczyk	Watts	Boccella	Becker	Simpson	Ross	DeStefano	K. Davis	Kaufman
VIL	Mozal	Glasser	Niemczyk	Watts	Boccella	Becker	Simpson	Ross	DeStefano	K. Davis	Kaufman
LEH	Allen	Glasser	Niemczyk	Watts	Grainger	Boccella	Simpson	Ross	DeStefano	K. Davis	Kaufman
LAF	Zvara	Glasser	Niemczyk	Watts	Grainger	Boccella	Allen	Ross	DeStefano	Watson	Kaufman
FDM	Zvara	Glasser	Niemczyk	Watts	Grainger	Becker	Allen	Ross	DeStefano	Watson	Kaufman
CGT	Zvara	Glasser	Niemczyk	Hoffer	Grainger	Becker	Allen	Ross	Mullen	Watson	Kaufman
HCR	Zvara	Glasser	Niemczyk	Watts	Grainger	Becker	Allen	Ross	DeStefano	Watson	Kaufman

Opp.	DE	DT	DT	DE	OLB	ILB	ILB	OLB	CB	FS	CB
GTN	Decker	Walsh	Burney	Conover	Lachman	Petersen	Slater	Palermo	Frisbey	Collage	Ross
SBK	Decker	Walsh	Burney	Conover	Lachman	Petersen	Slater	Matzura	Frisbey	Collage	Ross
COR	Bailey	Walsh	Burney	Conover	Lachman	Petersen	Slater	Matzura	Frisbey	Collage	Ross
MAR	Bailey	Walsh	Burney	Conover	Lachman	Petersen	Slater	Hopson	Frisbey	Collage	Ross
PEN	Bailey	Walsh	Burney	Conover	Lachman	Petersen	Slater	Hopson	Frisbey	Collage	Ross
VIL	Bailey	Walsh	Burney	Conover	Lachman	Petersen	Slater	Hopson	Frisbey	Collage	Lutz
LEH	Bailey	Walsh	Burney	Conover	Lachman	Petersen	Slater	Matzura	Frisbey	Collage	Lutz
LAF	Bailey	Walsh	Burney	Conover	Lachman	Petersen	Slater	Palermo	Frisbey	Collage	Lutz
FDM	Bailey	Walsh	Burney	Conover	Lachman	Salvatore	Slater	Palermo	Frisbey	Collage	Lutz
CGT	Decker	Walsh	Burney	Conover	Lachman	Petersen	Slater	Palermo	Frisbey	Collage	Lutz
HCR	Bailey	Walsh	Burney	Conover	Lachman	Salvatore	Slater	Palermo	Frisbey	Collage	Lutz

2005 SUPERLATIVES

INDIVIDUAL GAME HIGHS

Rushes.....	31	Dante Ross vs. Marist
Yards Rushing.....	268	Dante Ross vs. Marist
TD Rushes.....	3	Dante Ross vs. Marist
Long Rush.....	51	Kadero Watson vs. Holy Cross
Pass attempts	31	Dante Ross at Lafayette
Pass completions.....	18	Dante Ross at Lafayette
Yards Passing.....	275	Dante Ross at Lafayette
TD Passes.....	2	Dante Ross at Lafayette
Long Pass.....	45	Dante Ross vs. Lehigh; Dante Ross vs. Holy Cross
Receptions.....	5	Daniel Zvara at Lafayette
Yards Receiving	107	Daniel Zvara vs. Lehigh
TD Receptions.....	1	5 times (Daniel Zvara twice)
Field Goals.....	3	Ryan Korn vs. Georgetown
Long Field Goal.....	47	Ryan Korn vs. Georgetown
Punts.....	9	Matt DeMartino at Penn
Punting Avg.....	47.0	Dante Ross at Lafayette
Long Punt.....	51	Matt DeMartino at Lafayette
Long Punt Return.....	44	Dante Ross vs. Villanova
Long Kickoff Return.....	54	Dante Ross at Stony Brook
Tackles.....	16	Dorian Petersen at Cornell
Sacks.....	2.5	Sean Conover vs. Villanova
Interceptions.....	2	James Lachman vs. Marist

TEAM GAME HIGHS

Rushes.....	66	vs. Georgetown
Yards Rushing.....	426	vs. Holy Cross
TD Rushes.....	4	vs. Holy Cross
Pass attempts	31	at Lafayette
Pass completions.....	18	at Lafayette
Yards Passing.....	275	at Lafayette
TD Passes.....	2	at Lafayette
Total Plays.....	79	at Lafayette
Total Offense.....	490	vs. Holy Cross
Yards Per Play.....	6.9	vs. Holy Cross
Points.....	33	vs. Holy Cross
Sacks By.....	4	vs. Marist
First Downs.....	24	vs. Holy Cross
Penalties.....	8	vs. Marist
Penalty Yards.....	85	vs. Marist
Interceptions By.....	4	vs. Marist

OPPONENT INDIVIDUAL GAME HIGHS

Rushes.....	33	Steve Silva, Holy Cross
Yards Rushing.....	201	James Prydatko, Fordham; Steve Silva, Holy Cross
TD Rushes.....	4	Steve Silva, Holy Cross
Long Rush.....	74	James Prydatko, Fordham
Pass attempts	34	Mike Saraceno, Colgate
Pass completions.....	19	Josh Dudash, Stony Brook; Mike Saraceno, Colgate
Yards Passing.....	257	John O'Neil, Holy Cross
TD Passes.....	3	Frank Jankowski, Villanova
Long Pass.....	74	Frank Jankowski, Villanova
Receptions.....	8	Guy Smith, Marist; Kenny Parker, Colgate
Yards Receiving	128	Joe Ort, Lafayette
TD Receptions.....	2	John Dieser, Villanova; Joe Ort, Lafayette
Field Goals.....	2	Eric Bjonerud, Georgetown
Long Field Goal.....	45	A.J. Weitsman, Cornell
Punts.....	8	Anthony Melillo, Penn
Punting Avg.....	46.0	Luke Gaddis, Stony Brook
Long Punt.....	64	Anthony Melillo, Penn
Long Punt Return.....	83	Brandon Stanford, Lafayette
Long Kickoff Return.....	84	Casey Gough, Holy Cross
Tackles.....	16	Chris Tomasky, Stony Brook; Kevin Rex, Cornell
Sacks.....	1.5	Ric San Doval, Penn
Interceptions.....	1	9 times

OPPONENT TEAM GAME HIGHS

Rushes.....	53	at Cornell
Yards Rushing.....	344	at Fordham
TD Rushes.....	4	vs. Lehigh, at Fordham, vs. Holy Cross
Pass attempts	37	at Lafayette
Pass completions.....	24	at Lafayette
Yards Passing.....	358	at Lafayette
TD Passes.....	3	vs. Villanova, at Lafayette
Total Plays.....	77	vs. Lehigh
Total Offense.....	510	vs. Lehigh
Yards Per Play.....	7.8	vs. Villanova
Points.....	53	at Penn
Sacks By.....	2	at Stony Brook, at Penn, vs. Lehigh, at Fordham
First Downs.....	26	vs. Lehigh
Penalties.....	7	at Cornell, vs. Holy Cross
Penalty Yards.....	68	vs. Georgetown
Turnovers.....	4	vs. Marist, at Lafayette, at Colgate

THE PATRIOT LEAGUE

The Patriot League is proud of its mission of promoting opportunities for "Today's Scholar-Athletes, Tomorrow's Leaders." The League led NCAA Division I conferences in graduation rates for the seventh straight year in 2005.

Patriot League graduates consistently excel as professionals in their chosen fields and are contributors to the betterment of society.

Patriot League teams and scholar-athletes are also achieving triumphs and accolades on the intercollegiate fields of competition:

During the 2005-06 year, Patriot League student-athletes and teams have accomplished the following:

- Army's Julie Jorgensen (soccer) and Bucknell's Matt Capece (baseball) were named to ESPN The Magazine Academic All-America team;
- 50 Patriot League student-athletes were named to ESPN The Magazine Academic All-District team;
- In addition to automatic qualifiers, the Patriot League sent a second at-large team to the NCAA I-AA football playoffs for the second-straight season, and to the NCAA Men's Golf Championship for the first time in League history;
- Bucknell's men's basketball program became the first Patriot League team to ever crack the Associated Press and ESPN/USA Today Coaches Top 25 Poll;
- American's Keira Carlstrom turned in the highest finish in Patriot League history at the NCAA Women's Cross Country Championships, placing sixth overall en route to earning her third straight All-America nod;
- American's field hockey program ranked fourth in the National Field Hockey Coaches Association, the highest ever for a Patriot League team, and reached the final eight in the NCAA Field Hockey Championships for the second straight year;
- Four Patriot League men's lacrosse teams (Navy, Army, Colgate, Bucknell) spent portions of the season ranked in the top 20 of the United States Intercollegiate Lacrosse Association Poll, with Navy spending the entire year in the top 15;
- Holy Cross won the Patriot League's first-ever

NCAA postseason contest in women's lacrosse, defeating Le Moyne in the NCAA Play-In game to advance to the NCAA Women's Lacrosse Tournament;

- Lehigh's softball program became the first Patriot League team to post two victories in the NCAA Regionals;
- Three Patriot League football teams (Colgate, Lafayette, Lehigh) finished the season ranked in the Top 25 Coaches Poll;
- Army's women's basketball program became the first women's team from a service academy to advance to the NCAA Division I Women's Basketball Tournament;
- Lehigh's Matt McBride became the highest Patriot League student-athlete to be selected in the Major League Baseball College Draft, going in the second round (76th overall). Bucknell's Kyle Walter was later picked by the Toronto Blue Jays in the 18th round.

The Patriot League's athletic success is achieved while remaining committed to its founding principle that student-athletes are academically representative of their class. Participation in athletics at Patriot League institutions is viewed as an important component of a well-rounded education.

The origins of Patriot League excellence date back to 1986 with the inception of a successful Division I-AA football conference. In 1990, the Patriot League expanded to an all-sports conference, now featuring 23 championship sports.

Full League members include American, Army, Bucknell, Colgate, Holy Cross, Lafayette, Lehigh and Navy. Associate members include Fordham and Georgetown for football and Villanova in women's lacrosse.

These member institutions are among the oldest and most prestigious in the nation. Alumni from Patriot League institutions have played a leadership role in the shaping of our country.

"The Patriot League — Today's Scholar-Athletes, Tomorrow's Leaders" is still the League's primary vision. However, the League is demonstrating annually that our student-athletes really can play.

PATRIOT LEAGUE CAPSULE

3773 Corporate Parkway, Suite 190
Center Valley, PA 18034
Phone: 610-289-1950
Administrative Fax: 610-289-1951
Media Relations Fax: 610-289-1952
Web site: www.patriotleague.com

Executive Director

Carolyn Schlie Femovich
cfemovich@patriotleague.com

Executive Assistant & Business Manager

Grisel Ortiz-Ludovico
gortiz@patriotleague.com

Assistant Executive Director for External Relations

Rich Wanninger
rwanninger@patriotleague.com

Assistant Executive Director for Sport Management and Governance

Joanna Kreps
jkreps@patriotleague.com

Media Relations Director

Rich Schepis
rschepis@patriotleague.com

Assistant Media Relations Director

Jessica Siegel
jsiegel@patriotleague.com

Assistant Director for Sports Management & Compliance

Kaitlyn Cerco

FULL MEMBERS

American University
Bucknell University
Colgate University
The College of the Holy Cross
Lafayette College
Lehigh University
U.S. Military Academy (Army)
U.S. Naval Academy (Navy)

ASSOCIATE MEMBERS

Fordham University (Football)
Georgetown University (Football)
Villanova Univ. (Women's Lacrosse)

Football members in bold.

THE PRESIDENTS' CUP

The Presidents' Cup signifies overall excellence in the 23 sports sponsored by the Patriot League, and Bucknell has won the Cup 12 times in its 16-year existence, including seven consecutive seasons from 1998-2004.

The Presidents' Cup is awarded annually to the institution which accumulates the highest point total over the entire academic year, with points awarded on the basis of the school's finish in each of the 23 Patriot League sports. If there is a league tournament in a sport, the points are awarded based on the average of the regular season and tournament finish, and if there is no post-season tournament, points are awarded based on regular-season standings.



PRESIDENTS' CUP CHAMPIONS

1991 — Bucknell	1999 — Bucknell
1992 — Bucknell	2000 — Bucknell
1993 — Bucknell	2001 — Bucknell
1994 — Army	2002 — Bucknell
1995 — Army	2003 — Bucknell
1996 — Bucknell	2004 — Bucknell
1997 — Army	2005 — Army
1998 — Bucknell	2006 — Bucknell

THE PATRIOT LEAGUE

2005 PATRIOT LEAGUE STANDINGS

	LEAGUE					OVERALL				
	W	L	Pct.	PF	PA	W	L	Pct.	PF	PA
Colgate*	5	1	.833	152	96	8	4	.667	283	245
Lafayette*	5	1	.857	151	95	8	4	.667	273	204
Lehigh	4	2	.667	207	97	8	3	.727	399	228
Holy Cross	3	3	.500	167	141	6	5	.545	317	263
Georgetown	2	4	.333	83	177	4	7	.364	116	292
Fordham	2	4	.333	86	161	2	9	.182	150	326
Bucknell	0	6	.000	110	189	1	10	.091	179	332

* Patriot League Co-Champions

2005 TEAM STATISTICS

RUSHING				
Team	G	Att.	Yds.	YPG
Bucknell	11	577	2277	207.0
Colgate	12	587	2140	178.3
Lehigh	11	452	1807	164.3
Lafayette	12	494	1811	150.9
Holy Cross	11	373	1404	127.6
Fordham	11	431	1309	119.0
Georgetown	11	451	1298	118.0

PASSING					
Team	G	Att.	Com.	Yds.	YPG
Lehigh	11	379	224	2678	243.5
Lafayette	12	373	204	2577	214.8
Holy Cross	11	363	201	2224	202.2
Colgate	12	347	177	2232	186.0
Fordham	11	273	128	1328	120.7
Georgetown	11	210	98	1226	111.5
Bucknell	11	153	70	900	81.8

2005 STATISTICAL LEADERS

RUSHING

Name	G	Att.	Yds.	Avg.	TD	YPG
Scott (C)	11	320	1364	4.3	10	124.0
Prydatko (F)	11	233	1022	4.4	5	92.9
Silva (HC)	10	189	913	4.8	11	91.3
Hurt (La)	12	197	985	5.0	13	82.1
Rath (Le)	11	189	857	4.5	17	77.9

RECEIVING

Name	G	Rec.	Yds.	Avg.	TD	RPG
Silva (HC)	10	54	364	6.7	1	5.4
Stanford (La)	12	57	683	12.0	3	4.8
Long (C)	12	55	720	13.1	3	4.6
Parker (C)	11	46	594	12.9	7	4.2
Walker (Le)	11	38	608	16.0	4	3.5

SCORING

Name	G	TD	FG	PAT	PTS	PPG
Rath (Le)	11	18	0	0	108	9.8
Silva (HC)	10	15	0	0	90	9.0
Hurt (La)	12	16	0	0	96	8.0
Musiek (Le)	11	0	9	42	69	6.3
Scott (C)	11	11	0	0	66	6.0

ALL-PURPOSE YARDAGE

Name	G	Rush	Rec.	PR	KR	Tot.	YPG
Silva (HC)	10	913	364	395	462	2134	213.4
Scott (C)	11	1364	116	0	0	1480	134.5
Ross (B)	11	845	0	195	393	1433	130.3
Walker (Le)	11	62	608	0	702	1372	124.7
Prydatko (F)	11	1022	111	25	150	1308	118.9

PUNTING

Name	G	No.	Yds.	Avg.
DiFino (Le)	11	74	2931	39.6
Leo (Le)	10	42	1571	37.4
Yankovich (La)	11	33	1198	36.3
McManaway (HC)	11	51	1837	36.0
Scoffern (G)	9	67	2400	35.8

PASSING EFFICIENCY

Name	G	Att.	Comp.	INT	Pct.	Yds.	TD	Eff.
Threatt (Le)	10	156	81	4	51.9	1015	12	126.8
Maurer (La)	11	223	129	5	57.8	1562	9	125.5
Davis (La)	12	148	75	7	50.7	1015	10	121.1
O'Neil (HC)	11	336	187	7	55.7	2074	17	120.0
Cangelosi (G)	10	182	88	6	48.4	1111	8	107.5

KICKOFF RETURNS

Name	G	No.	Yds.	TD	Avg.
Johnson (La)	11	21	558	0	26.6
Bean (C)	12	20	515	0	25.8
Silva (HC)	10	19	462	1	24.3
Walker (Le)	11	29	702	0	24.2
Ross (B)	11	19	393	0	20.7

PUNT RETURNS

Name	G	No.	Yds.	TD	Avg.
Silva (HC)	10	22	395	2	18.0
Stanford (La)	12	30	438	1	14.6
Petrosky (Le)	11	32	341	0	10.7
Ross (B)	11	19	393	0	10.3
Bean (C)	12	24	241	0	10.0

FIELD GOALS

Name	G	FGA	FGM	Pct.	FGPG
Ziska (La)	11	11	21	52.4	1.00
Musiek (Le)	11	9	14	64.3	0.82
Scoffern (G)	9	5	9	55.6	0.56
Leo (Le)	10	5	6	83.3	0.50
Stein (C)	12	5	7	71.4	0.42

INTERCEPTIONS

Name	G	No.	Yds.	TD	IPG
Nepa (C)	12	5	133	2	0.42
Frisbey (B)	11	4	73	0	0.36
Williams, Ch. (C)	12	4	55	0	0.33
Williams, Co. (C)	12	4	53	1	0.33
Petersen (B)	11	3	59	1	0.27

TACKLES

Name	G	UT	AT	TOT	SK	TPG
Bennett (La)	12	43	90	133	7.0	11.1
Taylor (F)	11	72	48	120	1.0	10.9
Adams (HC)	11	91	24	115	0.5	10.5
Witherspoon (La)	12	51	59	110	5.5	9.2
Carter (G)	11	54	45	99	0.0	9.0

SCORING OFFENSE

Team	G	Pts.	Avg.
Lehigh	11	399	36.3
Holy Cross	11	317	28.8
Colgate	12	283	23.6
Lafayette	12	273	22.8
Bucknell	11	179	16.3
Fordham	11	150	13.6
Georgetown	11	116	10.5

SCORING DEFENSE

Team	G	Pts.	Avg.
Lafayette	12	204	17.0
Colgate	12	245	20.4
Lehigh	11	228	20.7
Holy Cross	11	263	23.9
Georgetown	11	292	26.5
Fordham	11	326	29.6
Bucknell	11	332	30.2

TOTAL OFFENSE

Team	G	Rush	Pass	Yds.	Avg.
Lehigh	11	1807	2678	4485	407.7
Lafayette	12	1811	2577	4388	365.7
Colgate	12	2140	2232	4372	364.3
Holy Cross	11	1404	2224	3628	329.8
Bucknell	11	2277	900	3177	288.8
Fordham	11	1309	1328	2637	239.7
Georgetown	11	1298	1226	2524	229.5

TOTAL DEFENSE

Team	G	Rush	Pass	Yds.	Avg.
Lafayette	12	1560	2003	3563	296.9
Colgate	12	1577	2129	3706	308.8
Georgetown	11	2045	1506	3551	322.8
Lehigh	11	1148	2435	3583	325.7
Fordham	11	1981	2199	4180	380.0
Bucknell	11	2069	2153	4222	383.8
Holy Cross	11	2259	2150	4409	400.8

THE PATRIOT LEAGUE

2005 ALL-PL FIRST TEAM OFFENSE

OL	Adam Selmasska, Sr., Lehigh
OL	Drew Buettner, Sr., Lafayette
OL	David Cannon, Sr., Holy Cross
OL	Tom Toth, Sr., Lehigh
OL	Mike Saint Germain, Jr., Lafayette
TE	Luke Dugan, Sr., Holy Cross
WR	Gerran Walker, Sr., Lehigh
WR	Brandon Stanford, Sr., Lafayette
RB	Steve Silva, Sr., Holy Cross
RB	Eric Rath, Sr., Lehigh
QB	Mike Saraceno, Jr., Colgate
PK	Micah Clukey, Jr., Fordham

2005 ALL-PL FIRST TEAM DEFENSE

DL	Royce Morgan, Sr., Lehigh
DL	Sean Conover, Sr., Bucknell
DL	Marvin Snipes, Jr., Lafayette
DL	Michael Ononibaku, Sr., Georgetown
LB	Jared Nepa, Sr., Colgate
LB	Anthony Graziani, Sr., Lehigh
LB	Maurice Bennett, Sr., Lafayette
DB	Kaloma Cardwell, Sr., Lehigh
DB	Chris Williams, Sr., Colgate
DB	Geoff Bean, Jr., Colgate
DB	Andrew Nelson, Sr., Lehigh
P	Anthony DiFino, Sr., Fordham

OFFENSIVE PLAYER OF THE YEAR

Steve Silva, Sr., RB, Holy Cross

DEFENSIVE PLAYER OF THE YEAR

Jared Nepa, Sr., LB, Colgate

SPECIAL TEAMS PLAYER OF THE YEAR

Steve Silva, Sr., RB/KR/PR, Holy Cross

ROOKIE OF THE YEAR

Jordan Scott, Fr., RB, Colgate

COACH OF THE YEAR

Dick Biddle, Colgate

SCHOLAR-ATHLETE

Maurice Bennett, Sr., LB, Lafayette

2005 ALL-PL SECOND TEAM OFFENSE

OL	Mike Sabatini, Sr., Fordham
OL	John Reese, Jr., Lehigh
OL	Jeremy Wurst, Sr., Colgate
OL	Jake Sulovski, Jr., Colgate
OL	Andrew Schoepfer, Jr., Holy Cross
TE	Chad Walker, Sr., Lafayette
WR	DeWayne Long, Sr., Colgate
WR	Sean Gruber, Sr., Holy Cross
RB	James Prydatko, Sr., Fordham
RB	Jordan Scott, Fr., Colgate
QB	Brad Maurer, Jr., Lafayette
PK	Justin Musiek, Sr., Lehigh

2005 ALL-PL SECOND TEAM DEFENSE

DL	Jeff Galletly, Sr., Colgate
DL	Alex Buzbee, Jr., Georgetown
DL	Chris Petrone, Sr., Colgate
DL	Ed Gordon, Sr., Fordham
LB	Blake Costanzo, Sr., Lafayette
LB	Marcus Taylor, Sr., Fordham
LB	Dion Witherspoon, Sr., Lafayette
DB	Tye Murphy, Sr., Lafayette
DB	Torian Johnson, Jr., Lafayette
DB	Maurice Banks, Sr., Georgetown
DB	Cody Williams, So., Colgate
DB	Casey Gough, Jr., Holy Cross
P	Ryan McManaway, Jr., Holy Cross
P	Jason Leo, Fr., Lehigh

2005 PATRIOT LEAGUE ACADEMIC HONOR ROLL

These Bison were selected to the 2005 PL Academic Honor Roll after earning at least a 3.20 grade-point-average last fall and a varsity letter. Bucknell led the Patriot League with 24 members of the football honor roll.

Zach Allen, Fr., WR	Chemical Engineering
Brandon Bailey, Sr., DL	Management
Eric Becker, Sr., OL	Management
Michael Boccella, Jr., OL	American History
Ryan Bower, Sr., K	Electrical Engineering
Jacob Burney, Sr., DL	Management
Will Carney, Fr., K	Undeclared
Stephen Collage, So., DB	Management
Sean Conover, Sr., DL	Economics
Andrew Decker, Sr., DL	Elementary Education
Matthew DeMartino, Jr., K	Economics
David Frisbey, Jr., DB	Management
Chad Glasser, So., OL	Accounting
Joel Hoffer, Jr., OL	Accounting
James Lachman, Sr., LB	Anthropology
Stephen Matzura, Jr., LB	Political Science
Nick Mozal, So., TE	Economics
Stefan Niemczyk, Jr., OL	Management
Jeff Orazi, Sr., DL	Civil & Environmental Engineering
Matt Palermo, Jr., LB	Accounting
Dorian Petersen, Jr., LB	Management
Craig Swanson, Sr., OL	Management
Ryan Walsh, So., DL	Undeclared
Kadero Watson, Fr., RB	Undeclared

PATRIOT LEAGUE SCHOLAR-ATHLETES

Consistent with its commitment to academics and athletics, the Patriot League each year recognizes one outstanding student-athlete in each of the 23 league sponsored sports, honoring that student with the Patriot League Scholar-Athlete Award.

Candidates must be a starter or significant reserve, and must possess a cumulative grade-point-average of 3.2 or higher.

In the 17-year history of the award in football, Bucknell has won six times. Bison wide receiver David "Whitey" Berardinelli captured the honor in both 1991 and 1992, and quarterback Rob Glus won the award in 1993 and 1994. Here is the complete list of winners of the Patriot League Scholar-Athlete Award in football:

1989 - Bill Farthing, Bucknell	1997 - Barry Cantrell, Fordham
- Rob Varano, Lehigh	1998 - Nick Martucci, Lehigh
1990 - Shon Harker, Lehigh	1999 - Jim Walls, Fordham
1991 - D. Berardinelli, Bucknell	2000 - Kevin Eiben, Bucknell
1992 - D. Berardinelli, Bucknell	2001 - Stewart Kupfer, Lafayette
1993 - Rob Glus, Bucknell	2002 - Matt Salvaterra, Lehigh
1994 - Rob Glus, Bucknell	2003 - John Freiser, Colgate
1995 - Jeff Denning, Lafayette	2004 - Stephen Bono, Lafayette
1996 - Barry Cantrell, Fordham	2005 - Maurice Bennett, Lafayette

PATRIOT LEAGUE CHAMPIONS

• 1986 Holy Cross
• 1987 Holy Cross
• 1988 Lafayette
• 1989 Holy Cross
• 1990 Holy Cross
• 1991 Holy Cross
• 1992 Lafayette
• 1993 Lehigh
• 1994 Lafayette
• 1995 Lehigh
• 1996 Bucknell
• 1997 Colgate
• 1998 Lehigh
• 1999 Colgate/Lehigh
• 2000 Lehigh
• 2001 Lehigh
• 2002 Fordham/Colgate
• 2003 Colgate
• 2004 Lafayette/Lehigh
• 2005 Colgate/Lafayette

PATRIOT LEAGUE ACADEMIC HONOR ROLL

A total of 255 Bucknell football players have been named to the Patriot League Academic Honor Roll since its inception in 1990, including a league-high 24 last season. A 3.20 grade-point average during the fall semester and a varsity letter is required.

1990 6	1996 9	2002 21
1991 16	1997 12	2003 24
1992 13	1998 12	2004 26
1993 18	1999 18	2005 24
1994 10	2000 16		
1995 10	2001 20		