



BOISE STATE™

FOOTBALL

BOISE STATE MEDIA RELATIONS

1910 University Dr.; Boise, ID 83725

Joe Nickell, Associate AD/Communications // joenickell@boisestate.edu

Aaron Juarez, Associate SID // aaronjuarez@boisestate.edu

Rachel Caton, Associate SID // rachelcaton@boisestate.edu

2017 SCHEDULE / RESULTS

DATE	OPPONENT	TV	TIME/RESULT
Sept. 2 (SAT)	TROY	ESPNU	W, 24-13
Sept. 9 (SAT)	@ (20/22) Washington State	ESPN	L, 47-44 (3OT)
Sept. 14 (THUR)	NEW MEXICO*	ESPN	W, 28-14
Sept. 22 (FRI)	VIRGINIA	ESPN2	L, 42-23
Oct. 6 (FRI)	@ BYU	ESPN	W, 24-7
Oct. 14 (SAT)	@ (19/18) San Diego State*	CBS SN	W, 31-14
Oct. 21 (SAT)	WYOMING*	ESPN2	W, 24-14
Oct. 28 (SAT)	@ Utah State*	CBS SN	W, 41-14
Nov. 4 (SAT)	NEVADA*	ESPNU	W, 41-14
Nov. 11 (SAT)	@ Colorado State*	CBS SN	W, 59-52 (OT)
Nov. 18 (SAT)	AIR FORCE*	ESPN2	W, 44-19
Nov. 25 (SAT)	@ Fresno State*	CBS SN	L, 28-17
Dec. 2 (SAT)	FRESNO STATE \$	ESPN	W, 17-14
Dec. 16 (SAT)	vs. Oregon !	ABC	1:30 p.m.

TABLE OF CONTENTS

- 2 Weekly Schedule / Notes / Quick Facts
- 3 National Polls / Poll Notes
- 4 National Rankings
- 5 MW Standings / MW Bowl Schedule / MW Notes
- 6 Opponent Schedules / Future Schedules
- 7 Depth Chart
- 8 Game Notes / Lyle Smith
- 9 Game Notes / The Hammer
- 10 Game Notes / Drive Summary
- 11 Game Notes / Explosive Plays
- 12 Game Notes / Broncos in the NFL
- 13 Game Notes / Bronco Radio Network
- 14 Game Notes / Debuts
- 15 Game Notes / 2017 Team Awards
- 16 Game Notes / 2017 All-MW
- 17 Game Notes / Watch Lists
- 18 Individual Notes / Sacks For Hunger
- 19 Individual Notes / Captains
- 20 Uniforms
- 21 Head Coach Bryan Harsin
- 22 Bronco Assistant Coaches
- 23 Autonomous Five Comparison
- 24 Statistical Comparison
- 25 Starters / Participation
- 26 Ranking History
- 27 Non-Saturday Games
- 28 Nationally Televised Games
- 29 The Blue / Albertsons Stadium
- 30 Blocked Kicks / Ranked Opponents / OT Games
- 31-33 The Last Time
- 34-40 2017 Game-by-Game Summaries
- 41-42 Rosters / Pronunciation
- 43-48 2017 Statistics

HOME GAMES IN BOLD | * - Denotes Mountain West Game
 \$ - MW Championship (Albertsons Stadium; Boise, Idaho)
 ! - Las Vegas Bowl (Sam Boyd Stadium; Las Vegas, Nev.)

BRONCO GAME NOTES

GAME 14 | OREGON

DATE: **Saturday, Dec. 16**
TIME: **1:30 p.m. (MT)**
LOCATION: **Las Vegas, Nev.**
STADIUM: **Sam Boyd Stadium**
CAPACITY: **35,500**

TV: **ABC**
 Rece Davis (Play-by-Play)
 Kirk Herbstreit (Analyst)
 Molly McGrath (Sidelines)

RADIO: **Bronco Radio Network**
 Bob Behler (Play-by-Play)
 Pete Cavender (Analyst)

. **Sports USA**
 Mark Johnson (Play-by-Play)
 Gary Barnett (Analyst)

#25 (CFP) / #25 (AP) / #25 (COACHES)
BOISE STATE
 10-3, 7-1 MW
 VS
OREGON
 7-5, 4-5 PAC-12

THE GAME: Boise State, the 2017 Mountain West Champions and ranked No. 25 nationally in the Associated Press, Amway Coaches and College Football Playoff Polls, will square off against Oregon in the 26th edition of the Las Vegas Bowl, Dec. 16.

The Broncos (10-3) and Ducks (7-5) are slated to kick at 1:30 p.m. MT at Sam Boyd Stadium in Las Vegas, and the game will be nationally televised by ABC.

THIS WEEK'S SCHEDULE

SUN 10	MON 11	TUE 12	WED 13	THU 14	FRI 15	SAT 16
		<p>2:15 PM Team Arrival in Las Vegas</p> <p>3:15-5:15 PM Practice (Closed)</p> <p>6 PM Interviews w/ Hars/ Molchon/ Hoton (Maverick Helicopters)</p>	<p>11:45 PM Interviews w/ Select Players UNLV</p> <p>12-2 PM Practice (Limited) UNLV</p> <p>5:30-7 PM Welcome Reception Fremont Street Experience</p>	<p>12-2 PM Practice (Closed)</p> <p>3 PM Interviews HRH</p> <p>5-6:45 PM Team Walk/ High Roller L/INQ</p>	<p>11-11:30 AM Kickoff Media Conference HRH</p> <p>12-1:30 PM Kickoff Luncheon HRH</p>	<p>12:30 PM Oregon ABC</p> <p>Harsin/ Players Following Game</p>

QUICK FACTS

Location: Boise, Idaho
Founded: 1932
Enrollment: 24,154
Nickname: Broncos
Colors: Blue and Orange
Stadium: Albertsons Stadium
. (36,387)
Surface: Blue Field Turf
Conference: Mountain West
President: Dr. Robert Kustra
Athletic Director: Curt Apsey
Head Coach: Bryan Harsin
Record at Boise State:
. 41-12, 4th Year
Overall Record: 48-17, 5th Year

Associate AD/Communications

. Joe Nickell
Cell: (208) 631-5483
E-mail:
. joenickell@boisestate.edu

Associate SID

. Aaron Juarez
Cell: (208) 982-0040
E-mail:
. aaronjuarez@boisestate.edu

Associate SID

. Rachel Caton
Cell: (208) 803-1127
E-mail:
. rachelcaton@boisestate.edu

BRONCO GAME NOTES

BOWL GAMES: Boise State is making its 16th-straight bowl appearance, tied with Wisconsin for the sixth-longest streak in the country, and surpassed by only Florida State (36), Virginia Tech (25), Georgia (21), Oklahoma (19) and LSU (18).

LAS VEGAS BOWL: Boise State played in three-straight Las Vegas Bowl games from 2010-12, defeating Utah (Dec. 22, 2010; 26-3), Arizona State (Dec. 22, 2011; 56-24) and Washington (Dec. 22, 2012; 28-26). The Broncos were ranked in each of the previous three Las Vegas Bowl match-ups.

THE SERIES: Boise State and Oregon have met twice previously, with the Broncos winning each game. Boise State won at 17th-ranked (AP) Oregon in 2008 (Sept. 20; 37-32), in the first road start of former quarterback Kellen Moore's career, and then the 14th-ranked Broncos defeated the No. 16 Ducks in Boise the following season (Sept. 3, 2009; 19-8), in what was former Oregon head coach Chip Kelly's debut.

CONSECUTIVE SATURDAY GAMES: Boise State's game against Oregon will be the team's ninth-straight Saturday game, the longest streak in a single season without a non-Saturday tilt since 2012, when Boise State closed the season with 10-consecutive Saturday match-ups.

SCHEDULE STRENGTH: Boise State played nine bowl opponents during the 2017 regular season, a mark that ranks tied for the sixth-most in the country. Only Arizona State, Boston College, Kansas, Syracuse and UTEP played more, with each facing 10 schools that qualified for bowl games. Of the 15 schools that played at least nine bowl teams during the regular season, only the Broncos, Arizona State, Boston College, Clemson, Florida State, Iowa, Iowa State, UCLA and Wake Forest made bowl games themselves.

WAS DAN TANNA AT THE GAME?: Saturday's contest will be the ninth time that the Broncos have played a game in Las Vegas. Boise State is 5-3 overall in Vegas, but has won five in a row after suffering losses at UNLV in 1973, 1974, and 1976.

AMONG THE MOST 10-WIN SEASONS: Boise State won its 10th game of the season with Dec. 2's victory over Fresno State in the Mountain West Championship Game. The Broncos have now recorded 15 10-win seasons since joining Division I-A (now FBS) in 1996, a mark which ranks second only to Ohio State, which has won 10 games 17 times over that span.

This 10-win season is also Boise State's third in four years, a stretch which includes marks of 12-2 (2014) and 10-3 (2016). The Broncos had a run of seven-straight 10-win seasons, highlighted by undefeated campaigns in 2006 (13-0) and 2009 (14-0), from 2006-12.

BRONCOS IN THE POLLS

ONE OF THE VOTERS: Boise State head coach Bryan Harsin was one of 65 voters in the 2017 Amway Coaches Poll.

16 YEARS IN THE RANKINGS: The Broncos extended their streak of consecutive seasons in the national rankings to 16. Boise State has been ranked for at least one week in either the AP or the Coaches Poll every season since 2002.

CFP POLL: Boise State checked in at No. 25 in the final College Football Playoff Poll of this season. The Broncos concluded the inaugural year of the poll ranked 20th, and climbed as high as No. 19 in 2016.

PRESEASON RANKINGS: Boise State did not open the 2017 season ranked in either the AP or Coaches Polls. However, historically, that seems to bode well for the Broncos. Over the course of the previous 15 seasons, Boise State did not open the season ranked in the preseason polls on seven occasions. In six of those years - 2002, 2003, 2004, 2006, 2008 and 2014 - the Broncos finished ranked. In two of those seasons (2006 and 2014), the Broncos capped their season with wins in the Fiesta Bowl. The only time during that stretch that Boise State did start or finish the year in the top 25 was in 2016, though the Broncos were ranked for nine games.

SUCCESS WHEN RANKED: Boise State has an all-time record of 101-16 (.863) when ranked in the top 25 of the AP Poll, the Coaches Poll or the College Football Playoff Poll. A complete history of the Broncos in the rankings can be found on page 24.

ASSOCIATED PRESS POLL

(DEC. 3, 2017)

Team	Record	Pts	Pvs.
1. Clemson (43)	12-1	1506	1
2. Oklahoma (18)	12-1	1474	2
3. Georgia	12-1	1409	6
4. Alabama	11-1	1307	5
5. Ohio State	11-2	1300	8
6. Wisconsin	12-1	1162	3
7. Auburn	10-3	1123	4
8. USC	11-2	1101	11
9. Penn State	10-2	1008	9
10. UCF	12-0	983	12
11. Miami	10-2	948	7
12. Washington	10-2	820	13
13. TCU	10-3	816	10
14. Notre Dame	9-3	632	15
15. Stanford	9-4	629	14
16. LSU	9-3	599	17
17. Oklahoma St	9-3	549	18
18. Michigan St	9-3	487	19
19. Memphis	10-2	475	16
20. Northwestern	9-3	398	20
21. Wazzu	9-3	342	21
22. Virginia Tech	9-3	323	22
23. South Florida	9-2	115	23
24. Miss. State	8-4	103	24
25. Boise State	10-3	59	NR

Dropped from rankings: Fresno State 25

Others receiving votes: NC State 54, San Diego State 40, Toledo 25, Louisville 11, Michigan 8, Florida Atlantic 8, Fresno State 6, Missouri 3, Kansas State 1, Troy 1

AMWAY COACHES POLL

(DEC. 3, 2017)

Team	Record	Pts	Pvs.
1. Clemson (49)	12-1	1510	1
2. Oklahoma (10)	12-1	1462	2
3. Georgia (2)	12-1	1416	6
4. Alabama	11-1	1312	5
5. Ohio State	11-2	1298	7
6. Wisconsin	12-1	1162	3
7. USC	11-2	1140	9
8. Auburn	10-3	1085	4
9. Penn State	10-2	1006	10
10. UCF	12-0	986	11
11. Miami	10-2	934	7
12. Washington	10-2	855	13
13. TCU	10-3	807	12
14. LSU	9-3	638	16
15. Notre Dame	9-3	628	17
16. Stanford	9-4	607	15
17. Oklahoma St	9-3	522	18
18. Memphis	10-2	485	14
19. Michigan St	9-3	474	19
20. Northwestern	9-3	370	20
21. Wazzu	9-3	310	22
22. Virginia Tech	9-3	302	21
23. Miss State	8-4	134	24
24. South Florida	9-2	126	23
25. Boise State	10-3	72	NR

Dropped from rankings: San Diego State 25

Others receiving votes: NC State 54, San Diego State 50, Florida Atlantic 24, Toledo 21, Troy 11, Michigan 11, Fresno State 5, Louisville 4, South Carolina 4

ALL-TIME WINNING PERCENTAGE

TEAM	W	L	T	PCT
1. Michigan	943	338	36	.730
2. Notre Dame	905	324	42	.729
3. Ohio State	897	324	53	.725
4. Boise State	436	165	2	.725
5. Oklahoma	884	322	53	.723
6. Alabama	889	328	43	.723
7. Texas	897	366	33	.705
8. USC	834	338	54	.702
9. Nebraska	893	380	40	.695
10. Penn State	877	387	41	.688
11. Florida State	537	250	17	.678
12. Tennessee	833	383	53	.677
13. Georgia	807	419	54	.652
14. LSU	786	411	47	.651
15. App. State	604	334	29	.640

CONFERENCE WINNING % (SINCE 2000)

TEAM	RECORD	PCT
1. Boise State	124-16	.886
2. Ohio State	121-25	.829
3. Oklahoma	129-28	.822
4. USC	114-42	.731
5. TCU	107-41	.723
6. Florida State	104-40	.722
7. Oregon	111-46	.707
8. Alabama	103-43	.706
9. Virginia Tech	99-44	.6923
10. LSU	101-45	.6918
11. Georgia	101-46	.6871
Florida	101-46	.6871
13. Texas	104-48	.684
14. Wisconsin	97-49	.664
15. Louisville	86-47	.647

HOME WINNING % (SINCE 2000)

TEAM	RECORD	PCT
1. Boise State	108-7	.939
2. Oklahoma	100-10	.909
3. Ohio State	113-14	.890
4. LSU	108-18	.857
5. Georgia	95-20	.826
6. TCU	89-19	.824
7. Wisconsin	102-23	.816
8. Oregon	96-22	.814
9. USC	93-22	.809
10. Alabama	104-25	.806
11. Florida	93-24	.795
12. Virginia Tech	92-25	.786
13. Michigan	97-28	.776
13. Florida State	90-26	.7758
15. Nebraska	98-29	.772

OVERALL WINNING % (SINCE 2000)

TEAM	RECORD	PCT
1. Boise State	196-38	.838
2. Ohio State	192-41	.824
3. Oklahoma	195-44	.816
4. LSU	176-55	.762
5. USC	175-58	.751
6. Alabama	176-60	.746
7. TCU	169-58	.745
8. Georgia	174-61	.740
9. Oregon	167-63	.726
10. Florida State	169-67	.716
11. Wisconsin	168-68	.712
12. Virginia Tech	169-68	.713
13. Texas	162-67	.707
14. Florida	160-71	.693
15. Auburn	158-74	.681

HIGHEST-SCORING TEAMS (SINCE 2000)

TEAM	GMS	PTS	AVG
1. Boise State	234	9,203	39.33
2. Oregon	230	8,748	38.04
3. Oklahoma	239	9,083	38.00
4. Texas Tech	228	8,408	36.88
5. Texas	229	7,894	34.47
6. USC	233	7,932	34.04
7. TCU	227	7,601	33.49
8. Ohio State	232	7,664	33.03
9. Kansas State	228	7,483	32.82
10. Louisville	227	7,383	32.52

WINS BY WEST COAST TEAMS (SINCE 2000)

TEAM	WINS
1. Boise State	196
2. USC	175
3. Oregon	167
4. Utah	148
5. BYU	144
6. Stanford	132
Fresno State	132
8. UCLA	124
9. Arizona State	123
10. Hawai'i	117

MOUNTAIN WEST STANDINGS

TEAM	MW	PCT	OVERALL	PCT
MOUNTAIN				
Boise State \$	7-1	.875	10-3	.769
Wyoming	5-3	.625	7-5	.583
Colorado State	5-3	.625	7-5	.583
Utah State	4-4	.500	6-6	.500
Air Force	4-4	.500	5-7	.417
New Mexico	1-7	.125	3-9	.250
WEST				
Fresno State ^	7-1	.875	9-4	.692
San Diego State	6-2	.750	10-2	.833
UNLV	4-4	.500	5-7	.417
Nevada	3-5	.375	3-9	.250
Hawai'i	1-7	.125	3-9	.250
San Jose State	1-7	.125	2-11	.154

\$ - 2017 Mountain West Champions

^ - West Division Champions

MOUNTAIN WEST BOWL SCHEDULE

DATE	TV	TIME (MT)
Dec. 16 (Saturday)		
Boise State vs. Oregon <i>Las Vegas Bowl (Las Vegas, Nev.)</i>	ABC	1:30 p.m.
Colorado State vs. Marshall <i>Gildan New Mexico Bowl (Albuquerque, N.M.)</i>	ESPN	2:30 p.m.
Dec. 22 (Friday)		
Wyoming vs. Central Michigan <i>Famous Idaho Potato Bowl (Boise, Idaho)</i>	ESPN	2 p.m.
Dec. 23 (Saturday)		
San Diego State vs. Army <i>Lockheed Martin Armed Forces Bowl (Fort Worth, Texas)</i>	ESPN	1:30 p.m.
Dec. 24 (Sunday)		
Fresno State vs. Houston <i>Hawai'i Bowl (Honolulu, Hawai'i)</i>	ESPN	6:30 p.m.
Dec. 29 (Friday)		
Utah State vs. New Mexico State <i>Nova Home Loans Arizona Bowl (Tucson, Ariz.)</i>	CBS SN	3:30 p.m.

MOUNTAIN WEST NOTES

KINGS STAY KINGS: Boise State captured its third Mountain West title in six seasons on Dec. 2, beating No. 25 Fresno State, 17-14, in the conference championship game at Albertsons Stadium. The title ties Boise State with Colorado State (1999, 2000, 2002) and San Diego State (2012, 2015, 2016) for the most Mountain West crowns among current members, while BYU, TCU, and Utah still remain tied for most overall at four apiece.

CONFERENCE CHAMPIONSHIPS: The Broncos have played in four conferences all time, and have won multiple conference championships in each: six in the Big Sky (1970-95), two in the Big West (1996-2000), eight in the WAC (2001-10) and three in the MW (2011-Present).

CONFERENCE TITLES: Boise State's 2017 Mountain West Championship was its 13th since joining what is now known as the Football Bowl Subdivision in 1996, more than any school in the country during that time. Only Florida State (11), Oklahoma (11) and Ohio State (10) have won 10-or-more since the Broncos joined FBS.

The Broncos have won 19 conference championships all-time, including three in the Mountain West, eight in the WAC, two in the Big West and six in the Big Sky.

SENIOR SUCCESS: The Broncos' 2017 senior class is the 19th-straight group that will leave Boise State with at least one conference title. Of those 19 senior classes, 17 left with multiple championships, including 11 with three-or-more. The last senior class without a league championship was the 1998 group, the only class in the last 24 years without a conference title in its four seasons of competition.

BOISE STATE PROVES VOTERS CORRECT: Boise State fulfilled the expectations of Mountain West media this season, capturing the Mountain Division after it was picked as the favorite for the seventh consecutive year, at the start of conference football media days back on July 25.

The Broncos received 21 of 28 first-place votes to top the six Mountain Division programs with 161 points. Colorado State got six first-place votes and 135 points to come second while Wyoming tallied the remaining first-place vote and came out with 114 points. Air Force (82 points), New Mexico (68) and Utah State (28) rounded out the division poll.

San Diego State was the unanimous pick to top the West Division, followed by Hawai'i (135), UNLV (105), Nevada (79), San Jose State (54) and Fresno State (47).

FUTURE SCHEDULES

A look at Boise State's future nonconference schedules by year can be found below:

2018

Sept. 1 @ Troy
 Sept. 8 Connecticut
 Sept. 15 @ Oklahoma State
 Nov. 3 BYU

2019

Aug. 31 @ Florida State
 Sept. 7 Marshall
 Sept. 14 Portland State
 Oct. 19 @ BYU

2020

Sept. 5 Georgia Southern
 Sept. 19 Florida State
 Oct. 3 @ Marshall
 Nov. 7 BYU

2021

Sept. 4 @ Houston
 Sept. 11 UTEP
 Sept. 18 Oklahoma State
 Oct. 9 @ BYU

2022

Sept. 3 @ Oregon State
 Sept. 17 Michigan State
 Sept. 24 @ UTEP
 Nov. 5 BYU

2023

Sept. 2 Oregon State
 Sept. 16 @ Michigan State
 Sept. 23 Rice
 Oct. 14 @ BYU

2024

Aug. 31 @ Georgia Southern
 Sept. 7 Houston
 Sept. 28 Cincinnati

2025

Sept. 27 @ Cincinnati

2026

Sept. 12 East Carolina
 Sept. 19 @ Washington State

2027

Sept. 4 @ Rice
 Sept. 18 Washington State

2028

Sept. 9 @ East Carolina

2017 OPPONENT SCHEDULES

TROY - Sept. 2

DATE	OPP	TIME (MT)
9/2	at Boise State	L, 24-13
9/9	ALABAMA STATE *	W, 34-7
9/16	at New Mexico State *	W, 27-24
9/23	AKRON	W, 22-17
9/30	at LSU	W, 24-21
10/11	SOUTH ALABAMA *	L, 19-8
10/21	at Georgia State *	W, 34-10
10/28	GEORGIA SOUTHERN *	W, 38-16
11/2	IDAHO *	W, 24-21
11/11	at Coastal Carolina	W, 42-17
11/24	TEXAS STATE *	W, 62-9
12/2	ARKANSAS STATE *	W, 32-25
12/16	vs. North Texas	11 a.m.

at WASHINGTON STATE - Sept. 9

DATE	OPP	TIME (MT)
9/2	MONTANA STATE	W, 31-0
9/9	BOISE STATE	W, 47-44 (3OT)
9/16	OREGON STATE *	W, 52-23
9/23	NEVADA	W, 45-7
9/29	USC *	W, 30-27
10/7	at Oregon *	W, 33-10
10/13	at California *	L, 37-3
10/21	COLORADO *	W, 28-0
10/28	at Arizona *	L, 58-37
11/4	STANFORD *	W, 24-21
11/11	at Utah *	W, 33-25
11/25	at Washington *	L, 41-14
12/28	vs. Michigan State	7 p.m.

NEW MEXICO - Sept. 14

DATE	OPP	TIME (MT)
9/2	ABILENE CHRISTIAN	W, 38-14
9/9	NEW MEXICO STATE	L, 30-28
9/14	at Boise State *	L, 28-14
9/23	at Tulsa	W, 16-13
9/30	AIR FORCE *	W, 56-38
10/14	at Fresno State *	L, 38-0
10/20	COLORADO STATE *	L, 27-24
10/28	WYOMING *	L, 42-3
11/4	UTAH STATE *	L, 24-10
11/11	at Texas A&M	L, 55-14
11/17	UNLV *	L, 38-35
11/24	at San Diego State *	L, 35-10

VIRGINIA - Sept. 22

DATE	OPP	TIME (MT)
9/2	WILLIAM & MARY	W, 28-10
9/9	INDIANA	L, 34-17
9/16	CONNECTICUT	W, 38-18
9/22	at Boise State	W, 42-23
10/7	DUKE *	W, 28-21
10/14	at North Carolina *	W, 20-14
10/21	BOSTON COLLEGE *	L, 41-10
10/28	at Pittsburgh *	L, 31-14
11/4	GEORGIA TECH *	W, 40-36
11/11	at Louisville *	L, 38-21
11/18	at Miami (FL) *	L, 44-28
11/24	VIRGINIA TECH *	L, 10-0
12/28	vs. Navy	11:30 a.m.

at BYU - Oct. 6

DATE	OPP	TIME (MT)
9/2	vs. LSU	L, 27-0
9/9	UTAH	L, 19-13
9/16	WISCONSIN	L, 40-6
9/29	at Utah State	L, 40-24
10/6	BOISE STATE	L, 24-7
10/14	at Mississippi State	L, 35-10
10/21	at East Carolina	L, 33-17
10/28	SAN JOSE STATE	W, 41-20
11/4	at Fresno State	L, 20-13
11/10	at UNLV	W, 31-21
11/18	UMASS	L, 16-10
11/25	at Hawai'i	W, 30-20

at SAN DIEGO STATE - Oct. 14

DATE	OPP	TIME (MT)
9/2	UC DAVIS	W, 38-17
9/9	at Arizona State	W, 30-20
9/16	STANFORD	W, 20-17
9/23	at Air Force *	W, 28-24
9/30	NORTHERN ILLINOIS	W, 34-28
10/7	at UNLV *	W, 41-10
10/14	BOISE STATE *	L, 31-14
10/21	FRESNO STATE *	L, 27-3
10/28	at Hawai'i *	W, 28-7
11/4	at San Jose State *	W, 52-7
11/18	NEVADA *	W, 42-23
11/24	NEW MEXICO *	W, 35-10
12/23	vs. Army	1:30 p.m.

WYOMING - Oct. 21

DATE	OPP	TIME (MT)
9/2	at Iowa	L, 24-3
9/9	GARDNER-WEBB	W, 27-0
9/16	OREGON	L, 49-13
9/23	HAWAII *	W, 28-21
9/30	TEXAS STATE	W, 45-10
10/14	at Utah State *	W, 28-23
10/21	at Boise State *	L, 24-14
10/28	NEW MEXICO *	W, 42-3
11/4	COLORADO STATE *	W, 16-13
11/11	at Air Force *	W, 28-14
11/18	FRESNO STATE *	L, 13-7
11/25	at San Jose State *	L, 20-17
12/22	vs. Central Michigan	2 p.m.

at UTAH STATE - Oct. 28

DATE	OPP	TIME (MT)
9/1	at Wisconsin	L, 59-10
9/7	IDAHO STATE	W, 51-13
9/16	at Wake Forest	L, 46-10
9/23	at San Jose State *	W, 61-10
9/29	BYU	W, 40-24
10/7	COLORADO STATE *	L, 27-14
10/14	WYOMING *	L, 28-23
10/21	at UNLV *	W, 52-28
10/28	BOISE STATE *	L, 41-14
11/4	at New Mexico *	W, 24-10
11/18	HAWAII *	W, 38-0
11/25	at Air Force *	L, 38-35
12/29	vs. New Mexico State	3:30 p.m.

NEVADA - Nov. 4

DATE	OPP	TIME (MT)
9/2	at Northwestern	L, 31-10
9/9	TOLEDO	L, 37-24
9/16	IDAHO STATE	L, 30-28
9/23	at Washington State	L, 45-7
9/30	at Fresno State *	L, 41-21
10/7	HAWAII	W, 35-21
10/14	at Colorado State *	L, 44-42
10/20	AIR FORCE *	L, 45-42
11/4	at Boise State *	L, 41-14
11/11	SAN JOSE STATE *	W, 59-14
11/18	at San Diego State *	L, 42-23
11/25	UNLV *	W, 23-16

at COLORADO STATE - Nov. 11

DATE	OPP	TIME (MT)
8/26	OREGON STATE	W, 58-27
9/1	vs. Colorado	L, 17-3
9/9	ABILENE CHRISTIAN	W, 38-10
9/16	at Alabama	L, 41-23
9/30	at Hawai'i *	W, 51-21
10/7	at Utah State *	W, 27-14
10/14	NEVADA *	W, 44-42
10/20	at New Mexico *	W, 27-24
10/28	AIR FORCE *	L, 45-28
11/4	at Wyoming *	L, 16-13
11/11	BOISE STATE *	L, 59-52 (OT)
11/18	SAN JOSE STATE *	W, 42-14
12/16	vs. Marshall	2:30 p.m.

AIR FORCE - Nov. 18

DATE	OPP	TIME (MT)
9/2	VMI	W, 62-0
9/16	at Michigan	L, 29-13
9/23	SAN DIEGO STATE *	L, 28-24
9/30	at New Mexico *	L, 56-38
10/7	at Navy	L, 48-45
10/14	UNLV *	W, 34-30
10/20	at Nevada *	W, 45-42
10/28	at Colorado State *	W, 45-28
11/4	ARMY	L, 21-0
11/11	WYOMING *	L, 28-14
11/18	at Boise State *	L, 44-19
11/25	UTAH STATE *	W, 38-35

at FRESNO STATE - Nov. 25

DATE	OPP	TIME (MT)
9/2	INCARNATE WORD	W, 66-0
9/9	at Alabama	L, 41-10
9/16	at Washington	L, 48-16
9/30	NEVADA *	W, 41-21
10/7	at San Jose State *	W, 27-10
10/14	NEW MEXICO *	W, 38-0
10/21	at San Diego State *	W, 27-3
10/28	UNLV *	L, 26-16
11/4	BYU	W, 20-13
11/11	at Hawai'i *	W, 31-21
11/18	at Wyoming *	W, 13-7
11/25	BOISE STATE *	W, 28-17
12/2	@ Boise State	L, 17-14
12/24	vs. Houston	6:30 p.m.

2017 DEPTH CHART

OFFENSE

X	1	Cedrick Wilson	SR	6-3	189
	17	Austin Cottrell	SR	6-2	203
H	8	Sean Modster	RS-JR	5-11	196
	6	CT Thomas	FR	5-8	152
Z	7	A.J. Richardson	RS-JR	6-0	209
	82	Octavius Evans	FR	6-1	195
LT	76	Ezra Cleveland	RS-FR	6-6	296
	66	Isiah Moore	JR	6-4	275
LG	77	John Molchon	RS-SO	6-5	313
	67	Garrett Larson	RS-SO	6-4	295
C	59	Mason Hampton	RS-SR	6-3	295
	71	Donte Harrington	RS-FR	6-3	295
RG	79	Eric Quevedo	RS-SO	6-4	304
	52	Andrew Tercek	RS-SR	6-1	278
RT	74	Archie Lewis	RS-SR	6-3	299
	78	Andres Preciado	RS-JR	6-6	292
TE	88	Jake Roh	RS-SR	6-3	227
	87	Alec Dhaenens	RS-SR	6-3	246
	85	John Bates	RS-FR	6-6	253
	47	Matt Pistone	RS-SO	6-3	247
QB	4	Brett Rypien	JR	6-2	208
	3	Montell Cozart	RS-SR	6-1	205
	10	Chase Cord	FR	6-2	196
RB	22	Alexander Mattison	SO	5-11	208
	21	Ryan Wolpin	RS-SR	5-8	195
	34	Robert Mahone	RS-FR	5-10	211

DEFENSE

DE	91	Durrant Miles	JR	6-5	253
	93	Chase Hatada	SO	6-3	267
OR	45	Kayode Rufai	RS-FR	6-4	254
NT	98	Sonatane Lui	SO	6-1	305
	57	Emmanuel Fesili	SO	6-2	302
DT	55	David Moa	RS-JR	6-3	271
	90	Daniel Auelua	SR	6-2	298
STUD	8	Jabril Frazier	RS-JR	6-4	243
	OR 99	Curtis Weaver	RS-FR	6-3	252
WLB	38	Leighton Vander Esch	RS-JR	6-4	240
	44	Riley Whimpey	FR	6-1	212
MLB	58	Tyson Maeva	SO	6-0	214
	25	Benton Wickersham	FR	6-2	231
SLB/N	33	Gabe Perez	RS-SR	6-4	246
	28	Kekaula Kaniho	FR	5-10	175
FCB	26	Avery Williams	RS-FR	5-9	194
	30	Rob Lewis	RS-FR	5-10	175
FS	4	DeAndre Pierce	SO	5-11	174
	32	Jordan Happle	RS-FR	5-11	198
BS	10	Kekoa Nawahine	SO	6-2	199
	37	Cameron Hartsfield	RS-SR	5-10	197
BCB	14	Tyler Horton	JR	5-11	188
	15	Jalen Walker	RS-FR	6-0	172

SPECIALISTS

K	96	Haden Hoggarth	RS-JR	6-0	198
	46	Joel Velazquez	RS-FR	6-0	228
P	46	Joel Velazquez	RS-FR	6-0	228
	OR 49	Quinn Skillin	RS-JR	6-4	185
SNAP	89	Brock Barr	RS-SR	6-3	204
	50	Nicholai Pitman	SO	5-11	230
HOLD	49	Quinn Skillin	RS-JR	6-4	185
	KO 46	Joel Velazquez	RS-FR	6-0	228
KR	1	Cedrick Wilson	SR	6-3	189
	OR 26	Avery Williams	RS-FR	5-9	194
	21	Ryan Wolpin	RS-SR	5-8	195
PR	26	Avery Williams	RS-FR	5-9	194
	OR 1	Cedrick Wilson	SR	6-3	189

LYLE SMITH



Lyle Smith, the "Father of Boise State Football," head football coach from 1947-67 and Boise State Athletics Director from 1967-81, passed away the morning of July 26, 2017, at the age of 101.

Smith came to Boise Junior College in 1946 as basketball coach and assistant football coach. In 1947, he became head coach of the BJC football program and didn't lose a game until his fourth season.

His 1958 team won the National Junior College championship.

Smith retired from coaching after the 1967 season. In his 20 years as the head football coach at BJC; he compiled a 156-25-6 record, a winning percentage of .842.

Smith continued to lead Boise State as AD until his retirement after the 1980-81 academic year. Smith guided Boise State's transition from a junior college power to a highly-successful NCAA Division I athletic program.

In his honor, a statue was erected at the southwest corner of Albertsons Stadium. He was present for its unveiling prior to the 2016 season.

GAME NOTES

NINETEEN EARN ALL-MOUNTAIN WEST HONORS: Boise State had 19 players honored when the All-Mountain West awards and teams were announced on Nov. 29.

WLB Leighton Vander Esch became the first Bronco to be named Mountain West Defensive Player of the Year, and the first Boise State conference defensive player of the year since Corey Hall took home the WAC honor in 2006.

Vander Esch was also named to the All-Mountain West First Team, joined on the defensive side by cornerback Tyler Horton and STUD Curtis Weaver, along with center Mason Hampton, tight end Jake Roh, and wide receiver Cedrick Wilson on offense. Weaver, a redshirt freshman who leads the Mountain West with 9.0 sacks, became the first freshman in Mountain West history to make the defensive first team.

Quarterback Brett Rypien, offensive lineman Archie Lewis, STUD Jabril Frazier, defensive tackle David Moe, safety Kekoa Nawahine, and cornerback/KR/PR Avery Williams were each named to the All-Mountain West Second Team, while seven Broncos were named All-Mountain West Honorable Mention: offensive linemen Ezra Cleveland and John Molchon, kicker Haden Hoggarth, linebacker Tyson Maeve, running back Alexander Mattison, defensive end Durrant Miles, and safety DeAndre Pierce.

BOWLING AGAINST THE PAC-12: This year's Las Vegas Bowl matchup against Oregon marks the fifth time in which the Broncos have faced off with a Pac-12 team in the postseason. The Broncos are 3-1 all-time against the Pac-12 in bowl games, picking up wins over Arizona State (56-24 at the 2011 MAA-CO Bowl Las Vegas), Washington (28-26 at the 2012 MAACO Bowl Las Vegas), and Arizona (38-30 at the 2014 VIZIO Fiesta Bowl), while the only setback came in a 38-23 loss to Oregon State at the 2013 Sheraton Hawai'i Bowl.

It is important to note that Utah was a member of the Mountain West when Boise State (then a member of the WAC) defeated the Utes, 26-3, in the 2010 MAACO Bowl Las Vegas.

PAC-12 SUCCESS: Boise State went 2-0 against the Pac-12 in 2016 with wins over Washington State and Oregon State, but dropped its only meeting of 2017 with a member of the conference (47-44 in three overtimes at Washington State). While Boise State is 11-14 overall against the Pac-12 after Sept. 9's loss at Washington State, which also snapped a four-game winning streak against the conference, the Broncos are 11-6 against the Pac-12 since 2004.

This year's Las Vegas Bowl against Oregon marks the 17th time that the Broncos will play a Pac-12 team away from Albertsons Stadium, with 13 of those meetings being true road games. The Broncos are 2-11 in those true road contests, with the only wins coming at Oregon (37-32 on Sept. 20, 2008) and at Oregon State (38-24 on Sept. 24, 2016).

TWO EARLY LOSSES ARE RARE: This season marked just the sixth time since 2000 that Boise State had two losses on its ledger within the first five games (2000, 2001, 2005, 2013, 2014 previously). The Broncos, however, bounced back in each of those campaigns, finishing 10-2 in 2000, 8-4 in 2001, 9-4 in 2005, 8-5 in 2013, and 12-2 in 2014, while currently sitting at 10-3 this year.

Two of those seasons (2000, 2014) ended in bowl victories, with four (2000, 2005, 2014, 2017) ending up with the Broncos winning a conference title (Big West in 2000, WAC in 2005, Mountain West in 2014 and 2017).

IS THIS 2014 AGAIN?: Just like the 2014 campaign, which ended with a Boise State victory over No. 10 Arizona in the VIZIO Fiesta Bowl, the Broncos stood at 3-2 after five games. Boise State fell to 2-2 this year with Sept. 22's 42-23 loss to Virginia, but rebounded with Oct. 6's 24-7 win at BYU to get to 3-2, avoiding being under .500 five games into the season since opening 2-3 in 2001.

FOURTH-QUARTER COMEBACKS: Boise State's comeback from a 14-10 fourth-quarter deficit in the Mountain West Championship Game was its third victory this season after trailing entering the final period. Boise State's previous fourth-quarter comebacks came against Wyoming (Oct. 21), as the Broncos beat the Cowboys, 24-14, after entering the final period down 14-10, and the second came at Colorado State (Nov. 11), where the Broncos, trailing 42-38 entering the fourth, completed a 25-point comeback by beating the Rams, 59-52, in overtime.

Boise State has now posted seven victories after either trailing or being tied entering the fourth quarter during the Bryan Harsin Era (2014-present).

THE HAMMER



Boise State awards The Hammer to the individual who makes the best special teams play the previous week, and that player leads the team out onto the field the following game.

Troy Ryan Wolpin
Washington State Avery Williams
New Mexico Skyler Seibold
Virginia. Tyson Maeva
BYU Robert Mahone
San Diego State
. Kekoa Nawahine
Wyoming. Avery Williams
Utah State. Riley Whippey
Nevada. Ryan Wolpin
Colorado State. Brock Barr
Air Force Offensive Line
Fresno State Tyler Horton
Fresno State Entire Team

PREVIOUS WINNERS ON THE 2017 ROSTER

Alec Dhaenens
. San Jose State, 2016
Chase Hatada
. New Mexico, 2016
Alexander Mattison
. BYU, 2016
. Wyoming, 2016
David Moa
. Utah State, 2016
Jake Roh
. San Jose State, 2015
Leighton Vander Esch
. UNLV, 2015

GAME NOTES

BEATING A RANKED TEAM WHILE UNRANKED: Dec. 2's victory over No. 25/- Fresno State was Boise State's second this year over a ranked opponent as an unranked team, with the first being Oct. 14's 31-14 win at No. 19/18 San Diego State. true road win over a ranked team before beating the Aztecs.

Boise State is now 4-11 against ranked opponents on the road, and 4-10 against ranked teams as an unranked team.

MAKING UP FOR LOST TIME: After not facing off since 2014, Boise State and Fresno State played each other two-straight weeks (regular-season finale on Nov. 25 and Mountain West Championship Game on Dec. 2). Playing Fresno State two-straight weeks is not the first time that Boise State had faced the same opponent twice in the same season. In fact, the Broncos and Bulldogs faced each other twice in 2014, with Boise State winning the regular-season matchup (37-27, Oct. 14) and the Mountain West Championship Game (28-14, Dec. 6).

This year's back-to-back situation was unique in that it was the first time two programs faced each other in the regular-season finale followed by a conference championship game since 2012, when Stanford and UCLA played in back-to-back weeks. Stanford defeated UCLA, 35-17, at the Rose Bowl on Nov. 24, then beat the Bruins, 27-24, in the Pac-12 Championship Game at Stanford Stadium on Nov. 30.

This year also marked the third time in which Boise State played an opponent twice in the same sea-son. Along with facing Fresno State twice in 2014, the Broncos faced Nevada twice in 1990. That year, the Broncos defeated the Wolf Pack, 30-14, in Boise (Nov. 10) before falling in the return game in Re-no, 59-52 in triple overtime, in the NCAA Division I-AA Semifinals.

UNBEATEN CONFERENCE SEASON ELUDES THE BRONCOS: Nov. 25's loss to Fresno State derailed what could have been Boise State's first unbeaten conference season since 2009, when the Broncos went 8-0 in WAC play. Since joining the FBS in 1996, Boise State had finished unbeaten in conference play sev-en times: once in the Big West (2000), and six times in the WAC (2002-04, 2006, 2008-09).

WINNING STREAK AGAINST WEST SNAPPED: Boise State's run of 12-straight wins against Mountain West West Division opponents came to an end with Nov. 25's 28-17 loss at Fresno State. However, the Broncos rebounded to beat the Bulldogs in the Mountain West Championship Game on Dec. 2, im-proving to 3-1 against the West in 2017. Boise State, which has now won 13 of the last 14 meetings with a West Division team, beat then-No. 19/18 San Diego State, 31-14, on Oct. 14, and defeated Nevada, 41-14, on Nov. 4 in Boise.

HAMPTON EARNS NFF HONOR, POST-GRADUATE SCHOLARSHIP: Redshirt senior center Mason Hamp-ton was honored by the National Football Foundation on Nov. 1, being named to the organization's 2017 Scholar-Athlete Class and a finalist for the William V. Campbell Trophy (top scholar-athlete in col-lege football), and traveled to New York for Dec. 5's NFF Dinner and event. By being named to the Scholar-Athlete Class, Hampton, an accountancy major with a 3.97 cumulative grade-point average, earned an \$18,000 post-graduate scholarship as well as a trip to New York to attend the NFF Awards dinner on Dec. 5, at which the William V. Campbell Trophy winner will be announced.

FIVE BRONCOS EARN ACADEMIC ALL-DISTRICT RECOGNITION: Boise State landed five student-athletes to the CoSIDA Academic All-District 7 Football Team back on Nov. 16. Redshirt center Mason Hampton, a 2016 CoSIDA Academic All-American, earned his second-straight all-district selection, while making the all-district team for the first time were redshirt sophomore nose tackle Matt Locher, redshirt freshman offensive lineman John Molchon, sophomore safety Kekoa Nawahine, and junior quarter-back Brett Rypien. The quintet will now move on to the national ballot, with the 2017 CoSIDA Academic All-America Football Teams scheduled to be announced on Dec. 14.

A COMEBACK FOR THE HISTORY BOOKS: Boise State recorded its biggest comeback going as far back as 1988 on Nov. 11 in Fort Collins, overcoming a 25-point deficit to defeat Colorado State, 59-52, in over-time. The Broncos trailed by 25 at two different points (28-3 and 35-10, both in the first half), but out-scored the Rams, 49-17, over the final 31:34 of regulation and through one overtime. Boise State's previous best comeback was from a 20-point deficit, when the Broncos overcame a 20-0 hole to beat San Diego State, 38-29, at Albertsons Stadium on Nov. 15, 2014.

THE ROUGH START OVERCOME: Boise State's comeback in Fort Collins was set up by a rough first quar-ter, in which Colorado State outscored the Broncos, 21-3. It marked the largest first-quarter deficit for the Broncos since Oct. 3, 1998, when Louisiana Tech opened up a 21-0 lead. The Rams' 21 points was also the

DRIVE SUMMARY

BOISE STATE		
DRIVE YARDS	TOTAL DRIVES	SCORING DRIVES
<0	7	
0-9	34	2
10-19	22	4
20-29	13	4
30-39	11	2
40-49	14	9
50-59	13	8
60-69	6	5
70-79	24	24
80-89	4	4
90-99	2	2

POSSESSIONS WITH PLAYS

INSIDE THE:		TD	FG
30-yd line	72	40	17
20-yd line	55	33	15
15-yd line	49	32	12
10-yd line	35	25	8
5-yd line	22	17	4

RED ZONE

	TD	FG
33-56	15	56
.589	.268	

TOTAL: 48-56 (.857)

OPPONENT		
DRIVE YARDS	TOTAL DRIVES	SCORING DRIVES
<0	11	
0-9	19	
10-19	26	1
20-29	21	3
30-39	12	4
40-49	9	3
50-59	8	6
60-69	6	5
70-79	18	17
80-89	5	5
90-99		

POSSESSIONS WITH PLAYS

INSIDE THE:		TD	FG
30-yd line	47	31	9
20-yd line	38	28	6
15-yd line	33	26	4
10-yd line	29	24	4
5-yd line	23	19	4

RED ZONE

	TD	FG
28-39	6	39
.718	.154	

TOTAL: 34-39 (.872)

GAME NOTES

most in an opening period by a Bronco opponent since New Mexico put up 28 points in the opening frame back on Nov. 8, 2014, in Albuquerque (an eventual 60-49 Boise State win).

THE HARSIN ERA: The 2017 campaign marks Boise State's fourth under head coach Bryan Harsin, a former Bronco quarterback and assistant coach. Harsin, who is 41-12 over his Boise State tenure, led the Broncos to a record of 12-2 in his debut season (2014), which included the school's first outright Mountain West Championship since joining the league in 2011 and the school's third victory in the Fiesta Bowl. For his efforts in year one, Harsin was named a finalist for the Paul "Bear" Bryant National Coach of the Year Award, the Eddie Robinson National Coach of the Year Award and the Dodd Trophy, given annually by the Bobby Dodd Coach of the Year Foundation. In year two, the Broncos went 9-4 and defeated Northern Illinois 55-7 in the San Diego County Credit Union Poinsettia Bowl. And for the second-straight season, Harsin was named a midseason finalist for the Dodd Trophy, the only one from a non-Resource Five school.

Harsin was once again named to the Dodd Trophy's midseason list in 2016, as he guided the Broncos to a 7-0 start and a national ranking as high as 13th en route to a 10-3 finish.

HEAD COACHES AT ALMA MATER: Boise State's Bryan Harsin is one of only 21 head coaches in the country serving in the capacity at his alma mater. Of those coaches, five are in the Mountain West: Harsin, Air Force's Troy Calhoun, Hawaii's Nick Rolovich, Fresno State's Jeff Tedford and Utah State's Matt Wells.

COACHING CHANGES: While technically not making a change in the offensive coordinator role for 2017, Boise State will enter its fourth-straight year of who has the final say in the booth. Zak Hill, who served as co-offensive coordinator with offensive line coach Scott Huff in 2016, takes sole possession of the role in 2017 after Huff's departure to Washington. Andy Avalos enters his second season as the team's defensive coordinator in 2017, in addition to overseeing the linebackers.

The Broncos feature two new faces on the coaching staff for the 2017 season, as Brad Bedell takes over as offensive line coach and Eric Kiesau takes on the wide receivers coach role. Bedell, who previously worked under Harsin at Arkansas State, in addition to stints at Colorado and Texas State, had most recently served as the assistant head coach and offensive line coach at Lamar, where he was hired in January following a season at Baylor.

Kiesau spent the 2016 season as offensive coordinator at Fresno State, and was the Bulldogs' interim head coach over the final four games of the season. Prior to joining Fresno State, Kiesau spent the 2015 season as an analyst for Alabama, helping the Crimson Tide to the national championship.

NEW UNIFORMS: The Boise State football team will unveil a new look for the 2017 season, the first time the Broncos have overhauled their Nike uniforms since 2011. Included in the new slate are blue, orange and white, and the jerseys feature new stripes on the sleeves and "Blue Collar" on the inside of the neck. The uniforms are from the Nike Vapor Untouchable line, with stretch woven material, a seamless front and shoulders and laser perforation fabric instead of mesh. The uniforms combine materials and science designed for speed and comfort for the players, based on four core principles - fit, durability, weight and core body temperature.

LOADED SCHEDULE: Boise State featured eight opponents on its 2017 schedule that went to bowl games a year ago. Nationally, only 28 schools had more games this season against schools that were in bowl games at the conclusion of the 2016 season.

Of Boise State's 2017 regular-season opponents, eight will be playing in bowls this postseason.

AGAINST THE AUTONOMOUS FIVE: Boise State has faced two Autonomous Five teams in 2017, a season after going 2-1 against such programs in 2016. Last year, the Broncos defeated Washington State (31-28) and Oregon State (38-24) before falling to Baylor (31-12) in the Motel 6 Cactus Bowl.

This year, Boise State went 0-2 against its Autonomous Five opponents, dropping a 47-44, triple-overtime decision at Washington State (Sept. 9), and falling to Virginia, 42-23, on Sept. 22. This Saturday's Las Vegas Bowl against Oregon offers Boise State a chance to beat an Autonomous Five opponent this year, and avoid its first season without such a win since 2013.

The Broncos are 14-8 against schools from the Autonomous Five since the start of the 2006 season, and have won five of the past eight against such opposition. Boise

EXPLOSIVE PLAYS

A complete game-by-game breakdown of explosive plays by both Boise State and its opponents during the 2017 season can be found below.

For Boise State, explosive plays are defined as runs of 12-plus yards and passes of 15-plus.

OPPONENT	RUN	PASS	TOT
TROY	2	7	9
@ Wazzu	7	4	11
NEW MEXICO*	3	3	6
VIRGINIA	0	9	9
@ BYU	4	3	7
@ SDSU*	3	2	5
WYOMING*	6	3	9
@ Utah State*	2	11	13
NEVADA*	3	8	11
@ CSU*	8	9	17
AIR FORCE*	2	6	8
@ Fresno St*	3	7	10
FRESNO ST	2	5	7
TOTAL	45	77	122

A complete game-by-game breakdown of opponent explosive plays can be found below:

OPPONENT	RUN	PASS	TOT
TROY	3	3	6
@ Wazzu	1	8	9
NEW MEXICO*	4	0	4
VIRGINIA	3	5	8
@ BYU	0	3	3
@ SDSU*	2	5	7
WYOMING*	4	2	6
@ Utah State*	1	4	5
NEVADA*	3	2	5
@ CSU*	5	5	10
AIR FORCE*	3	5	8
@ Fresno St*	2	5	7
FRESNO ST	4	4	8
TOTAL	35	51	86

GAME NOTES

State has also won 15 games against such schools since 2003, third-best among all Group of Five teams over that span (BYU and Navy are tied with 23 apiece). It should be noted that all seven of eight Boise State losses to Autonomous Five schools since 2006 have come on the road or at a neutral site, with the loss against Virginia this season being the only one at Albertsons Stadium. Since notching its first victory over a Power Five school, a 34-16 win over Iowa State in the 2002 Humanitarian Bowl, Boise State is 16-12 all-time in games against Autonomous Five teams, and 16-24 overall.

CONFERENCE RECORD: Since 2000, Boise State is a national-best 124-16 (.886) in conference play. Since joining the FBS in 1996, the Broncos have played in three leagues: the Big West (1996-2000), WAC (2001-10) and Mountain West (2011-Present). Over the campaigns in those three conferences, the Broncos have posted an all-time record of 134-25 (.843). Boise State went 5-3 in Mountain West play in 2015, just the second time since 1998 - when Boise State went 2-3 in the Big West - that the Broncos lost three conference contests in a season. It was also just the fourth time since 2001 - Boise State's first year in the WAC - that the Broncos lost multiple conference games (also went 6-2 in WAC play in 2001).

MW SUCCESS: Since joining the Mountain West for the 2011 season, Boise State has lost just 11 conference games, with only three of those 11 losses being by more than seven points. Outside of a 28-14 loss to Air Force (Sept. 27) in 2014, a 52-26 loss at Utah State (Oct. 16) in 2015, and this past Saturday's 28-17 loss at Fresno State, the Broncos' other eight Mountain West losses have come by a combined 30 points. Boise State's four Mountain West losses from 2011-13 were by a combined seven points: TCU in 2011 (36-35); San Diego State in 2012 (21-19); Fresno State (41-40) and SDSU (34-31, OT) in 2013. After Saturday's 44-19 victory over Air Force, which evened the all-time series with the Falcons at 3-3, no Mountain West team has a winning record against the Broncos.

AMONG THE GREATEST: Boise State boasts the fourth-best all-time winning percentage amongst the Football Bowl Subdivision. The Broncos' all-time record at the four-year level through Dec. 2 is 436-165-2 (.7247). Michigan is first on the all-time list (943-338-36; .730) with Notre Dame second (905-324-42; .729), and Ohio State third (897-324-53; .725). For the complete top 15, see page four.

ESTABLISHING A LEGACY: The Broncos are the winningest football program in the country since 2000, with an overall record of 196-38 (.838). Ohio State (192-41; .824), Oklahoma (195-44; .816), LSU (176-55; .762) and USC (175-58; .751) round out the top five. For the complete top 15, see page four.

ACADEMIC SUCCESS: The Broncos were one of only five schools in the country to receive the NCAA's Public Recognition Award in football for ranking in the top-10 percent nationally in APR from 2010 through 2014. Joining the Broncos were Clemson, Duke, Northwestern and Rutgers. Additionally, the Broncos had three student-athletes honored by CoSIDA in 2016-17, as Mason Hampton was named to the CoSIDA Academic All-America First Team with Steven Baggett and Sean Wale each named to the second team. Boise State also had 31 team members named to the Fall 2016 Academic All-Mountain West list, marking the sixth-straight year in which Boise State has led the MW in all-academic selections.

DEFENSE

CHALLENGE AHEAD WITH THE DUCKS: Boise State's defense enters the Las Vegas Bowl ranked 23rd overall (336.7 yards allowed per game) and 20th against the run (125.8 yards allowed per game), and ready to face an Oregon offense which ranks 26th overall (454.3 ypg) and is eighth in rushing offense (268.0 ypg).

The Broncos have performed well against the run this season, holding its opponents to under 100 yards rushing in six contests, and only once yielding 200 yards on the ground (Nov. 11 at Colorado State). Individually, only two players have rushed for 100 yards against the Broncos this year: Nevada's Kelton Moore (106 yards on 17 carries) on Nov. 4, and Colorado State's Dalyn Dawkins (161 yards on 32 carries) on Nov. 11.

GETTING STRONGER AS THE GAME GOES ON: An underrated strength of the Boise State defense this year has been its performances in the second half over the, *ahem*, second half of the season. Since giving up 21 points over the final 30 minutes in a 42-23 loss to Virginia on Sept. 22, Boise State's defense held its opponents to 10 points or less in the second half in three of the next nine games. Only San Diego State (14 points on Oct. 14), Colorado State (17 points on Nov. 11), and Fresno State (18 points on Nov. 25) scored at least 10 points over that stretch, while the Broncos shut out three opponents (BYU on Oct. 6, Nevada on Nov. 4, and Fresno State on Dec. 2) over the final 30 minutes.

BRONCOS IN THE NFL

There are currently 21 Broncos on National Football League rosters (as of Nov. 18), and 14 teams have at least one former member of the Boise State football team on their roster. At least one Bronco has been selected in the NFL Draft in each of the last eight seasons, and 20 players have been drafted during that time - including seven in the first two rounds. A complete list of Broncos in the NFL can be found below:

Baltimore Ravens
..... Kamalei Correa (LB)
Buffalo Bills
..... Tanner Vallejo (LB)
Chicago Bears
..... Travis Averill (OL; PS)
..... Charles Leno (OL)
Cincinnati Bengals
..... George Iloka (S)
Cleveland Browns
..... Jamar Taylor (CB)
Dallas Cowboys
..... Tyrone Crawford (DT)
..... DeMarcus Lawrence (DE)
..... Kellen Moore (QB; PS)
..... Orlando Scandrick (CB)
Denver Broncos
..... Matt Paradis (OL)
..... Billy Winn (DL; IR)
Jacksonville Jaguars
..... Jeron Johnson (S; IR)
New England Patriots
..... Shea McClellin (LB; IR)
New York Giants
..... Donte Deayon (CB)
..... Darian Thompson (S)
Philadelphia Eagles
..... Jay Ajayi (RB)
San Francisco 49ers
..... Chancellor James (S; IR)
..... Jeremy McNichols (RB; PS)
Seattle Seahawks
..... Rees Odhiambo (OL; IR)
Tampa Bay Buccaneers
..... Doug Martin (RB)

IR = Injured Reserve
PS = Practice Squad

GAME NOTES

THE PRIDE OF RIGGINS: Redshirt junior linebacker Leighton Vander Esch, voted the Mountain West Defensive Player of the Year on Nov. 29, was named Defensive MVP of the Mountain West Championship Game three days later as he tied a career high with 16 tackles, and made the game-sealing interception, his third of the season, in Boise State's 17-14 win over No. 25 Fresno State.

Vander Esch eclipsed the century mark in tackles on Nov. 18 against Air Force, and currently stands at 129 for the season. It marks the third time in four seasons that a Bronco has reached the 100-tackle mark in a season, following Tanner Vallejo (100 in 2014) and Ben Weaver (108 in 2016), and is the most by a Bronco since J.C. Percy had 118 in 2012.

In 2017, the Riggins, Idaho, native has been the lynchpin of the Bronco defense, which ranks 23rd overall in the FBS and 20th against the run. Individually, Vander Esch has been in the middle of nearly everything as he ranks 16th in the country with 9.9 tackles per game, and seventh in the country with 6.2 solo tackles per game.

Vander Esch has also shown his playmaking ability in the turnover game, forcing three fumbles, including one in overtime at Colorado State (Nov. 11) that was recovered by the Broncos to clinch a win, and picking off three passes so far this season to go along with 3.0 sacks and 5.5 tackles-for-loss.

TWO WITH 100 TACKLES?: With Leighton Vander Esch already past the century mark in tackles (129), and sophomore safety Kekoa Nawahine within striking distance at 96 tackles heading into the Las Vegas Bowl, the Broncos have a chance to finish this season with two players making at least 100 tackles. Should Nawahine record just four tackles against Oregon, it'll mark the first time since 2005 (Korey Hall, 106; Marty Tadman, 101) that two Bronco defenders have hit the century mark in a single season.

NAWAHINE CONTINUES BREAKOUT SEASON: Sophomore safety Kekoa Nawahine has been one of a number of young, breakout stars on the Bronco defense in 2017. He continued his stellar campaign in two-straight matchups against Fresno State, first leading the Broncos with 12 tackles on Nov. 25, then having a hand in six tackles in the Mountain West Championship Game.

On the year, Nawahine is second on the team with 96 tackles (58 solo), and his 4.5 TFL lead the Bronco secondary. Additionally, Nawahine, who had a pick-six called back due to penalty at Colorado State, co-leads the Broncos (with Leighton Vander Esch) with three interceptions this season.

WEAVER MAKES CONFERENCE HISTORY: A redshirt freshman STUD, Curtis Weaver became the first freshman in Mountain West history to be named to the conference's defensive first team on Nov. 29. Weaver's breakout campaign features him leading the Mountain West and ranking 21st in the country in sacks (9.0), while also pacing the Broncos in tackles-for-loss (11.0). He has also scored a defensive touchdown this year, a 55-yard fumble return at Washington State (Sept. 9), and against Nevada made his first-career interception.

Oct. 21 against Wyoming, he became just the third player this season to record two sacks against Wyoming quarterback Josh Allen, and accounted for half (2.0) of Boise State's four sacks of the Cowboy quarterback.

BOISE STATE'S RAPTORS: After Boise State's victory over Wyoming on Oct. 21, head coach Bryan Harsin referred to STUDs Jabril Frazier and Curtis Weaver as the defense's "velociraptors," in that opposing defenses couldn't key in on defending one without the other breaking through from a different angle. That nickname has proven true as the pair has combined for 15.0 sacks, with Weaver (9.0) ranking 21st in the country and leading the Mountain West, and Frazier (6.0) ranking fourth in the conference.

FRAZIER'S BOUNCE-BACK YEAR: Redshirt junior STUD Jabril Frazier has bounced back very well from an injury-plagued late 2016 and offseason of rehabilitation, ranking second on the team in sacks (6.0), tackles-for-loss (6.5) and forced fumbles (two). One unique way in which Frazier's superb play has boosted the Bronco defense is through his "assists," as each of his forced fumbles, coming on strip sacks at Washington State (Sept. 9) and against Air Force (Nov. 18), resulted in a Bronco scoop-and-score touchdown, as Curtis Weaver and Tyler Horton respectively converted.

PIERCE PROVIDES THE POP: At the other safety position beside Kekoa Nawahine is another sophomore, DeAndre Pierce. In his first season as a starter, Pierce has quickly established himself as a hard-hitting, reliable tackler as he is third on the team with 81 tackles in 2017. Pierce, named All-Mountain West honorable mention, is second in tackles-for-loss among members of the Bronco secondary with 4.0, and on Oct. 21 against Wyoming, made his first-career interception.

BRONCO RADIO NETWORK

The Bronco Radio Network is comprised of 15 stations throughout the northwest, with KBOI 670 AM in Boise serving as the flagship.

The Bronco Sports Network includes the following stations:

IDAHO

Boise KBOI 670 AM KTIK 93.1 FM	Salmon KSRA 960 AM
---	------------------------------

Idaho Falls KSPZ 980 AM	St. Maries KOFE 1240 AM
-----------------------------------	-----------------------------------

McCall KDZY 98.3 FM	Twin Falls KSNQ 98.3 FM
-------------------------------	-----------------------------------

OREGON

LaGrande KLBM 1450 AM	Baker City KBKR 1490 AM
---------------------------------	-----------------------------------

NEVADA

Elko
KEAU 104.7 FM



Bob Behler (left), a four-time Idaho Sportscaster of the Year, is in his 10th season calling play-by-play for the Broncos.

Former Boise State offensive lineman Pete Cavender is in his ninth season providing commentary.

GAME NOTES

RARE NO-TURNOVER GAME: Neither Boise State nor Fresno State committed a turnover in Saturday's contest, the second time this year in which the Broncos have played in a turnover-free game (Oct. 28 at Utah State). Boise State is now 1-1 in 2017 in games in which neither team commits a turnover.

SACK ATTACK: The Broncos rebounded with four sacks against Fresno State in Dec. 2's Mountain West Championship Game after being shutout in the teams' meeting on Nov. 25. The Broncos have now recorded 32 sacks in 2017, which, along with the Broncos' 2.46 sacks per game, has the Bronco defense ranked 47th overall in the FBS, and third in the Mountain West, in team sacks.

Individually, Curtis Weaver leads the Broncos with 9.0 sacks, followed by STUD Jabril Frazier (6.0), and linebacker Leighton Vander Esch (3.0).

SCOOPIN' & SCORIN': Nov. 18's victory over Air Force featured Boise State's third fumble return for a touchdown of 2017, as Tyler Horton's 21-yard scoop-and-score in the second quarter gave the Broncos a 27-7 lead.

Horton's fumble-return touchdown followed previous such scores from redshirt freshman STUD Curtis Weaver (55-yard fumble return at Washington State on Sept. 9) and freshman safety Kekaula Kaniho (34-yard fumble return at San Diego State on Oct. 14). The last time Boise State had three scoop-and-score touchdowns in a season was 2012, when Corey Bell, DeMarcus Lawrence and Jerrell Gavins each found the end zone on fumble recoveries.

GIVING OPPONENTS A CASE OF FUMBLE-ITIS: Boise State forced five fumbles, recovering three, in Nov. 18's win over Air Force, continuing a campaign in which the Bronco defense has infected its opponents with a case of "fumble-itis." On the year, Boise State opponents have fumbled the ball 15 times, with the Broncos recovering nine and returning three of those for touchdowns.

The three fumble recoveries for Boise State marked the first time it had hit that total in a game since the 2015 Poinsettia Bowl against Northern Illinois.

DEFENSIVE TOUCHDOWNS: The Bronco defense scored its third touchdown of the season Nov. 18 against Air Force, on Tyler Horton's 21-yard fumble return in the second quarter. The Broncos now stand 17th in the FBS with three defensive scores, with all three coming via fumble return, beginning with STUD Curtis Weaver's 55-yard return at Washington State (Sept. 9), and continuing with safety Kekaula Kaniho's 34-yard scoop-and-score at San Diego State (Oct. 14). For Weaver and Kaniho, the touchdowns served as the first of their respective careers, while for Horton it was his second-career score, following an 85-yard pick-six against Washington State on Sept. 10, 2016.

BREAKOUT YEAR FOR WILLIAMS: Redshirt freshman cornerback Avery Williams broke into the starting lineup at cornerback on Oct. 6 at BYU, and he has made two interceptions on the year. Just as important, Williams has been a boon to Boise State's scoring as his dynamic punt-return skill has set up for Bronco offense well and led to him being named to the All-Mountain West Second Team as a re-turn man. Against Wyoming on Oct. 21, Williams picked off a pass, and averaged 8.0 yards over four punt returns, including a 16-yard return early in the fourth quarter that set Boise State up at the Wyoming 48 and led to a three-play drive that resulted in the touchdown to put the Broncos up by 10.

Oct. 14 at San Diego State, Williams enjoyed probably the best all-around game of his young Bronco career. On defense, Williams made six solo tackles and knocked away a pass, while on special teams he struck once again, returning a first-quarter punt 53 yards for the game's opening touchdown, his second such score of the season. Williams is the first Bronco with multiple punt-return touchdowns in a season since Kyle Wilson had three in 2008.

In the Mountain West Championship Game, Williams returned a punt 36 yards to the Bulldog 4, setting up Boise State's first touchdown of the contest.

Williams leads the Mountain West and ranks ninth in the country averaging 12.0 yards per punt return. In his collegiate debut against Troy on Sept. 2, he took a punt 81 yards to the house just 1:36 into the contest on the very first touch of his Bronco career. It was the fifth-longest punt return in school history, and the first punt-return score since Donte Deayon's 75-yard return at Wyoming on Nov. 22, 2014, while Williams' 124 punt-return yards in the game marked the sixth-highest total in the Boise State record book.

Williams has twice been named Mountain West Special Team Player of the Week, first earning the award Sept. 4 after his performance against Troy, then again Oct. 16 after his efforts at San Diego State.

BRONCO DEBUTS

The following 27 players have made their Bronco debuts during the 2017 season. True freshmen are denoted by an asterisk:

Troy	John Bates (TE)
	Ezra Cleveland (OL)
	Montell Cozart (QB)
	Nick Crabtree (OL)
	Bruno DeRose (LB)
	Octavius Evans (WR) *
	Jordan Happle (S)
	Haden Hoggarth (K)
	Bryan Jefferson (WR)
	Kekaula Kaniho (S) *
	Robert Mahone (RB)
	Quinn Skillin (P)
	CT Thomas (WR) *
	Joel Velazquez (K/P)
	Jalen Walker (CB)
	Curtis Weaver (STUD)
	Riley Whimpey (LB) *
	Benton Wickekrsham (LB) *
	Avery Williams (DB)
	Desmond Williams (N)
Washington State	
	Michael Young (CB)
New Mexico	Kyode Rufai (DE)
Virginia	None
BYU	Donte Harrington (OL)
San Diego State	None
Wyoming	None
Utah State	Zachary Troughton (OL)
Nevada	Jabari Watson (DL)
	Joseph Inda (LB)
Colorado State	None
Air Force	Robert Lewis (CB)
Fresno State	None
Fresno State	None

The following 23 players have made the first starts of their Boise State careers in 2017:

Troy	Ezra Cleveland (OL)
	Reid Harrison-Ducros (CB)
	Garrett Larson (OL)
	Sonatane Lui (NT)
	Tyson Maeva (LB)
	Andres Preciado (OL)
	Leighton Vander Esch (LB)
	Sam Whitney (STUD)
	Desmond Williams (N)
	Ryan Wolpin (RB)
Washington State	
	Will Heffner (LB)
	Alexander Mattison (RB)
	Eric Quevedo (OL)
New Mexico	Montell Cozart (QB)
	Daniel Auelua (DT)
Virginia	Gabe Perez (SLB)
	Curtis Weaver (STUD)
BYU	Robert Mahone (RB)
	Avery Williams (CB)
San Diego State	None
Wyoming	None
Utah State	Kekaula Kaniho (N)
Nevada	Emmanuel Fesili (NT)
	Octavius Evans (WR)
Colorado State	None
Air Force	Benton Wickersham (LB)
Fresno State	None
Fresno State	John Bates

GAME NOTES

SCORING ON DEFENSE AND SPECIAL TEAMS: The Broncos got touchdowns Oct. 14 at San Diego State in all three facets of the game: offense, defense and special teams. Avery Williams returned a punt 53 yards for the game's opening score, while safety Kekaula Kaniho returned a fumble 34 yards for a touchdown on the ensuing possession. The last time Boise State scored via punt return and defense in the same game was Nov. 22, 2014 (at Wyoming). In that game, Darian Thompson returned an interception 36 yards for a score, and Donte Deayon scored on a 75-yard interception. Both Deayon and Thompson are currently with the New York Giants.

MORE PICKS: Leighton Vander Esch's Mountain West title-sealing interception on Dec. 2 was his third of the campaign, and the 13th overall for the Bronco defense. That figure ranks 35th in the FBS and second in the Mountain West.

HIT 'EM BEHIND THE LINE: Boise State's defense has upped the attack on opposing backfields, recording 70.0 TFL this season. Earlier this season, the Broncos recorded a season-high 12.0 tackles-for-loss and sacked San Diego State quarterback Christian Chapman four times on Oct. 14, followed by 4.0 TFL against Wyoming, 6.0 at Utah State (Oct. 28), 4.0 against Nevada (Nov. 4) and Colorado State (Nov. 11). On the year, the Broncos are ranked fifth in the Mountain West with 5.4 TFL per game.

The last time the Broncos recorded 12.0 TFL, prior to the Oct. 14 game at San Diego State, was Sept. 3, 2016 at Louisiana, and in that contest they were led by its defensive line, which provided 7.5 of those TFLs. STUDs Curtis Weaver and Jabril Frazier had 2.0 TFL apiece, with Frazier recording two sacks and Weaver one, while defensive tackle David Moa had 1.5 TFL. Durrant Miles came up with the big sack of the game, forcing a Chapman fumble which was scooped up and returned for a touchdown by safety Kekaula Kaniho to give the Broncos an early 14-0 lead.

BACK IN THE TAKEAWAY GROOVE: Last year, Boise State's defense forced just nine turnovers, a pro-gram-record low. However, in 2017, it took just five games for the Broncos to exceed that number, as interceptions from Kekoa Nawahine and Leighton Vander Esch Oct. 6 at BYU pushed the defense's takeaway total to 10. This season, the Broncos are now at 22 takeaways (13 INT, nine fumble recover-ies).

Out of 13 games this season, the Bronco defense has forced multiple turnovers in eight, and only failed to create a turnover in four (Sept. 22 game against Virginia, Oct. 28 at Utah State, and Nov. 25 at Fresno State).

POWERED BY IDAHO: Boise State's defense features among its many high-level performers a pair of Idaho natives who have gotten off to an impactful start in 2017.

Along with the stellar play of Riggins native Leighton Vander Esch, Meridian native Kekoa Nawahine, a sophomore safety, is an important piece in Boise State's young, fast, and aggressive secondary.

Nawahine and Vander Esch co-lead the Broncos with three interceptions apiece this season, and on Sept. 14, against New Mexico, Nawahine scooped up Vander Esch's forced fumble and returned it 14 yards into Lobo territory, setting up Boise State's opening-drive touchdown. Vander Esch leads the Broncos with 129 tackles, while Nawahine is second with 96.

THE MOA CONSTRICTOR: Redshirt junior defensive tackle David Moa, nicknamed "The Moa Constrictor," made 1.5 tackles-for-loss Oct. 14 at San Diego State, to continue his solid season. Despite facing plenty of double teams entering his much-hyped 2017 campaign, Moa has recorded 20 tackles along with 3.5 for loss and 2.0 sacks.

This summer, Moa was named a candidate for the Bednarik Award, Bronko Nagurski Award, Outland Trophy, and the Polynesian College Football Player of the Year. It is the second-straight year in which he has been named a candidate for the Bronko Nagurski Award, Outland Trophy, and Polynesian Play-er of the Year award.

Moa enjoyed a breakout season in 2016, being named to the All-Mountain West First Team after lead-ing the Broncos with 8.5 sacks while posting 10.5 tackles-for-loss among his 30 tackles (17 solo) from the nose tackle spot. The San Diego native also knocked down four passes at the line of scrimmage and blocked a field goal in the final seconds against BYU on Oct. 20, preserving Boise State's 28-27 vic-tory.

His sack total ranked second in the Mountain West, and Moa's overall play garnered national attention as he was a 2016 midseason addition to the watch lists of the Outland Trophy, Bronko Nagurski Trophy and the Polynesian Football Hall of Fame Polynesian College Football Player of the Year award.

2017 TEAM AWARDS

Boise State distributed its team awards for the 2017, Dec. 3. A look at the team's honorees can be found below:

MOST VALUABLE PLAYER

WR Cedrick Wilson

OFFENSIVE MVP

RB Alexander Mattison

DEFENSIVE MVP

WLB Leighton Vander Esch

SPECIAL TEAMS MVP

RET Avery Williams

LYLE SMITH "BLEED BLUE" AWARD

TE Jake Roh

OUTSTANDING OL

C Mason Hampton

OUTSTANDING DL

NT Sonatane Lui

HAMMER AWARD

LS Brock Barr

ACADEMIC ACHIEVEMENT AWARD

C Mason Hampton

"PLOW HORSE" STRENGTH AWARD

RB Ryan Wolpin

DENNY ERICKSON VALOR AWARD

SLB Gabe Perez

OFFENSIVE SCOUT TEAM POY

FB/TE Daniel Cantrell

DEFENSIVE SCOUT TEAM POY

S Tyreque Jones

SPECIAL TEAMS SCOUT TEAM POY

LB Roman Kafentzis

GAME NOTES

OFFENSE

#RYPITGOOD: Quarterback Brett Rypien earned his third-career All-Mountain West honor, being named to the second team, after a strong seven-game stretch to close the regular season. Over that span, Rypien completed 64.6 percent of his passes (153-for-237) for 1,994 yards, 14 touchdowns and just two interceptions.

Rypien has recorded each of his 300-yard performances this season during this stretch, first completing 23-of-43 passes for 331 yards and a season-high four touchdowns in Nov. 11's 59-52 overtime win at Colorado State, then going 16-for-22 for 300 yards and three touchdowns in Nov. 18's 44-19 victory over Air Force.

MOVING UP IN THE RECORD BOOKS: Brett Rypien's recent surge has moved him up a few notches in a couple of statistical categories in the Boise State record book. Nov. 25 at Fresno State, Rypien passed Bart Hendricks (1997-2000) and Tony Hilde (1993-96) and into third all-time in passing yards, and currently stands at 9,514, in addition to sitting fourth in pass attempts (1,133) and second in completions (714).

His 300-yard passing performance Nov. 18 against Air Force marked the 13th of his career, third all-time at Boise State and just one behind second-place Ryan Dinwiddie (2000-03), and three back of Kellen Moore (2008-11).

WILSON AMONG ALL-TIME GREATS: Senior Cedrick Wilson recorded his third-straight 100-yard receiving game in the Mountain West Championship Game, hauling in eight passes for 148 yards in the win over Fresno State. Now at 1,290 receiving yards for the season, Wilson is just the third Bronco receiver to post consecutive 1,000-yard seasons, following Titus Young (2009-10) and Thomas Sperbeck (2015-16), and his 1,000-yard season is the 14th in Boise State history. The performance against the Bulldogs also marked his 10th-career 100-yard game, fifth all-time at Boise State.

Wilson's 1,290 yards this season marks the second-highest single-season mark in Boise State history, behind Sperbeck's 1,412 in 2015, while his 2,419 receiving yards over this year and last marks the second-best two-year total in Bronco history, behind only Sperbeck's 2,684 from 2015-16.

This season, Wilson has a career-best 73 catches, eclipsing his 2016 total of 56, along with six touch-down grabs. On Sept. 22 against Virginia, Wilson set personal bests with 13 catches (tied for eighth-most in Boise State single-game history) for 209 yards (tied for seventh-most in single-game history) and a touchdown. It was the first 200-yard game of his Boise State career.

Attracting plenty of double teams this year, Wilson has still managed to put up great numbers, in addition to five 100-yard performances. He has now posted 10-career 100-yard receiving games, showing why he was an obvious choice for the 2017 Biletnikoff Award Preseason Watch List.

More importantly, Wilson drawing consistent double teams from opposing defenses has opened up opportunities for more Bronco receivers. Fellow receiver A.J. Richardson set career highs with five catches for 80 yards against Virginia, and for the year has a career-best 33 receptions for 494 yards and two touchdowns. It has also led to more involvement from the Bronco tight ends, as redshirt senior Jake Roh already has a career-best nine touchdown grabs this season to go with 39 catches for 410 yards.

MATTISON HITS 1,000: Sophomore running back Alexander Mattison ran for 63 yards Saturday at Fresno State, bringing his season total to 1,024 yards, his first 1,000-yard season. It also extends Boise State's streak of having a 1,000-yard rusher to nine years (2009-17), tied with Auburn for the longest streak in the country. Mattison is currently at 1,074 rushing yards after going for 50 yards and a touch-down on 14 carries in the Mountain West Championship Game.

RICHARDSON HEATS UP: Redshirt junior receiver A.J. Richardson posted a career night in Nov. 18's win over Air Force, making three catches for a personal-best 123 yards and his first touchdown of the season, and continued his recent hot streak by catching a touchdown Nov. 25 at Fresno State. Richardson's score against Air Force came on the first play of Boise State's second drive, as he took a deep ball from Brett Rypien 87 yards to the house, tied for the fourth-longest reception in Bronco history, and the longest pass play for the Broncos since 2003. Nov. 25 in Fresno, he caught a short pass for a score on Boise State's opening drive, and finished the game with four catches for 25 yards. For the year, Richardson now has 33 catches for 494 yards and two scores.

2017 ALL-MOUNTAIN WEST

Boise State placed 19 individuals on 2017 All-Mountain West Teams, including Defensive Player of the Year Leighton Vander Esch.

The Broncos had eight honorees on offense, nine on defense and two on special teams. Some notes:

- The Broncos had four of their five starting offensive linemen honored, and three of their four starting defensive linemen.

- Boise State had two individuals honored at the same position, with starting STUD Jabril Frazier earning second-team honors, and his backup Curtis Weaver becoming the first freshman in league history to be named to the first team on defense.

- In all, eight positions on both offense and defense were represented on all-league teams.

- All but four honorees - WR Cedrick Wilson, C Mason Hampton, RT Archie Lewis and TE Jake Roh - will return for 2018.

OFFENSE

WR - Cedrick Wilson (1st)
LT - Ezra Cleveland (HM)
LG - John Molchon (HM)
C - Mason Hampton (1st)
RT - Archie Lewis (2nd)
QB - Brett Rypien (2nd)
TE - Jake Roh (1st)
RB - Alexander Mattison (HM)

DEFENSE

DE - Durrant Miles (HM)
DT - David Moe (2nd)
STUD - Curtis Weaver (1st)
STUD - Jabril Frazier (2nd)
WLB - Leighton Vander Esch (1st)
MLB - Tyson Maeva (HM)
CB - Tyler Horton (1st)
S - Kekoa Nawahine (2nd)
S - DeAndre Pierce (HM)

SPECIAL TEAMS

RET - Avery Williams (2nd)
K - Haden Hoggarth (HM)

GAME NOTES

TWO 100-YARD RECEIVERS: Nov. 18's win against Air Force marked the first time this season that Boise State produced two 100-yard receiving performances in the same game, as redshirt junior wide receiver A.J. Richardson went for a career-high 123 yards on three catches with a touchdown, and senior wide receiver Cedrick Wilson went for 107 yards on four catches. The last time Boise State had two 100-yard receivers in the same game also came against Air Force, when Wilson (193 yards) and Thomas Sperbeck (123) each hit the century mark.

ROH APPROACHING A BANNER YEAR FOR A BRONCO TIGHT END: Redshirt senior tight end Jake Roh continued his career year Nov. 11 at Colorado State, catching five passes for 62 yards and two touch-downs in the Bronco victory. It marked his third multi-touchdown game of the year, and, although he only had one catch in Saturday's win over Air Force, he is among the top FBS tight ends in touchdown receptions (nine) and total touchdowns (11) heading into bowl season. For the year, Roh has not only set career highs in touchdowns and touchdown catches, but also in receptions (39) and receiving yards (410), exceeding his previous bests of 35 and 408, respectively, from 2014.

Roh, a John Mackey Award candidate who was named to the All-Mountain West Second Team in 2015 and honorable mention in 2014, ranks second on the team this year in receptions and third in receiving yards, and leads the Broncos with nine scoring grabs and 11 touchdowns overall. His other two touch-downs have come on the ground, as Roh, working primarily from the Wildcat, has rushed seven times for 28 yards this season.

MODSTER FINDING THE END ZONE: Redshirt junior wide receiver Sean Modster caught his third touch-down pass of the season Nov. 18 against Air Force, and his second in as many games. His scoring grab against the Falcons came a week after recording a career-best five receptions for 62 yards in Nov. 11's win at Colorado State. After grabbing three passes for 29 yards at Fresno State, Modster has now made 28 catches for 260 yards and three scores in 2017.

MATTISON WITH A RECORD-SETTING NIGHT: Sophomore running back Alexander Mattison broke out for a career and record-setting night Nov. 11 at Colorado State, going for career-highs of 242 rushing yards and three touchdowns in the 59-52 overtime win. His 242 rushing yards (on 23 carries) marks the third-highest single-game total in Boise State history, while his 286 yards from scrimmage (242 rush, 44 receiving) set the program single-game record, eclipsing Thomas Sperbeck's 281 yards against New Mexico on Nov. 14, 2015. Mattison's 70-yard touchdown run on the second play of the second half also marked his career-long run.

After a slow start to the season, which included tough outings on the ground Sept. 14 against New Mexico (10 yards on six carries) and Sept. 22 against Virginia (11 yards on seven carries), Mattison has gotten things on track, rushing for 908 yards over Boise State's last nine games (100.9 ypg). That figure has included three 100-yard outings and a 200-yard outing along with 10 touchdowns.

For the year, Mattison leads the Broncos with 1,074 rushing yards and 12 scores on the ground.

PUTTIN' A "WOLPIN" ON TEAMS: Redshirt senior Ryan Wolpin has received plaudits from the Boise State staff all season for his work ethic and toughness, and it has shown on the field as he has grinded his way to 377 yards and four touchdowns on the ground. Providing a good change of pace from Alexander Mattison, the 5-foot-8 Wolpin battered his way to 50 yards and the championship-winning touchdown with 4:42 remaining in the conference title game against Fresno State.

A COUPLE OF "FIRST" TOUCHDOWNS: Nov. 11's win at Colorado State featured a pair of Broncos get-ting into the end zone for the first time in 2017, and in one case, in a career. Redshirt senior tight end Alec Dhaenens caught his first touchdown of the season, a 25-yard reception, while redshirt freshman running back Robert Mahone found the end zone for the first time in his career, scoring from six yards out with 44 seconds left in the third quarter to bring the Broncos to within four at 42-38.

EFFECTIVE TWO-QB SYSTEM: Boise State has employed a two-quarterback system all season, with both junior Brett Rypien and redshirt senior Montell Cozart, a graduate transfer from Kansas, handling signal-calling duties. While the system has led the Broncos to a 10-3 record and a Mountain West title, it showed peak efficiency over wins against Utah State and Nevada, as the two quarterbacks combined to go 70-for-110 for 994 yards and 11 touchdowns.

WATCH LISTS

The following were named to national watch lists entering the 2017 season:

C Mason Hampton

Rimington Trophy

OL Archie Lewis

Outland Trophy

Resse's Senior Bowl

DT David Moa

Bednarik Award

Bronko Nagurski Trophy

Outland Trophy

Polynesian College Football Player of the Year

TE Jake Roh

Mackey Award

QB Brett Rypien

Maxwell Award

Walter Camp Award

Davey O'Brien Award

Manning Award

Wuerffel Trophy

Allstate AFCA Good Hands Team

WR Cedrick Wilson

Biletnikoff Award

Paul Hornung Award

Reese's Seniro Bowl

GAME NOTES

The performance at Utah State (Oct. 28), in which Rypien threw for three touchdowns and Cozart two, marked the first time that the Broncos had two players throw for a touchdown since Rypien and wide receiver Thomas Sperbeck did so on Oct. 15, 2016, against Colorado State. The last time two true Bronco quarterbacks threw TD passes in one game was November 30, 2013, against New Mexico, when Grant Hedrick had three touchdown passes and Joe Southwick had one.

The last time two Bronco quarterbacks had multi-touchdown days in the same game, just as with Oct. 28 at Utah State, was against Idaho on Nov. 17, 2017, when Taylor Tharp threw for four touchdowns and Bush Hamdan threw for two.

COZART MIXES UP OPPONENTS: Redshirt senior quarterback Montell Cozart has showcased his all-around talent this season, creating Bronco touchdowns with his arm and his legs.

Cozart rushed 16 times for 52 yards and two touchdowns, and went 4-of-5 passing with a 24-yard scoring strike to Cedrick Wilson in Oct. 21's victory over Wyoming, becoming the first Bronco quarterback to rush for two touchdowns in a game since Grant Hedrick, who scored twice on the ground in the Mountain West Championship Game against Fresno State (Dec. 6, 2014).

For the year, Cozart has been responsible for 14 Bronco touchdowns, throwing for 10 and rushing for four more. He ranks third on the team with 361 rushing yards, and has completed 59-of-93 passes for 747 yards and 10 touchdowns.

HOGGARTH KNOCKS 'EM THROUGH: Redshirt junior kicker Haden Hoggarth, a transfer from Bethune Cookman, was named All-Mountain West Honorable Mention for his solid debut campaign with Boise State. This season, Hoggarth has gone 17-for-21 (81.0 percent) on field-goal attempts, and is a perfect 52-for-52 on PAT attempts.

At Washington State (Sept. 9), Hoggarth went 3-for-3 on field-goal attempts (37, 29, 34) and 5-for-5 on PATs. The performance followed his debut Sept. 2 against Troy in which he went 3-for-3 on his PAT attempts and nailed his only field-goal try, coming from 41 yards out.

So far this season, Hoggarth has scored 103 points (17 FGs, 52 PATs). Through Dec. 2, he ranks 34th in the country and fourth in the Mountain West in field-goal percentage, and 43rd in the country and fourth in the Mountain West in scoring.

THE TWO-PUNTER(!) SYSTEM: Boise State has utilized a two-punter system so far in 2017, with redshirt junior Quinn Skillin, a transfer from Wagner, and redshirt freshman Joel Velazquez sharing the duties.

Skillin is averaging 40.3 yards over 37 punts with 17 landing inside the 20 and seven going 50-plus yards, while Velazquez is averaging 40.1 yards over 21 punts, including a career-long 63-yard boot on Sept. 14 that pinned New Mexico on its own 1.

HAMPTON EARNING NATIONAL RECOGNITION BOTH ON AND OFF THE FIELD: Boise State starting center Mason Hampton, despite missing Oct. 6's game at BYU, has recently received attention for a pair of national awards.

An academic standout for Boise State in addition to his All-Mountain West pedigree on the field, Hampton was named a finalist for the William V. Campbell Trophy, given annually by the National Football Foundation to the top football scholar-athlete in the nation, on Nov. 1, and on Oct. 5 was named one of 30 candidates for the Senior CLASS Award.

Hampton, a 2016 All-Mountain West honorable mention, also earned a prestigious academic honor last season, being named to the CoSIDA Academic All-America Football Team.

SHUTOUT STREAK: Boise State has not been shut out in 254 consecutive games, the ninth-longest active streak in the country and the 15th-longest streak in NCAA history. The last shutout came on the road against No. 15 Washington State, Sept. 27, 1997 (58-0). The loss to the Cougars is one of only two shutouts the Broncos have suffered since becoming a four-year institution in 1968.

SACKS FOR HUNGER



Boise State has once again teamed up with Albertsons and the Idaho Foodbank to tackle hunger in the Treasure Valley.

For every sack by a member of the Boise State football team, Albertsons will donate \$500 to the Idaho Foodbank.

For every \$1 received, the Idaho Foodbank can provide five meals. Thus, every sack is worth the equivalent of 2,500 meals.

The Broncos' game-by-game sack totals, how much money has been raised and how many meals that equates to can be found below:

TROY	4
@ Washington State	5
NEW MEXICO	1
VIRGINIA	1
@ BYU	1
@ San Diego State	5
WYOMING	4
@ Utah State	0
NEVADA	1
@ Colorado State	2
AIR FORCE	4
@ Fresno State	0
Fresno State	2

TOTAL SACKS: 30
 TOTAL DONATION: \$15,000
 TOTAL MEALS: 75,000

INDIVIDUAL NOTES

MASON HAMPTON // C

- >> Named to the 2017 National Football Foundation Scholar-Athlete Class and a finalist for the William V. Campbell Trophy, for which he has earned an \$18,000 postgraduate scholarship.
- >> Named to the 2017 All-Mountain West First Team.
- >> One of three Broncos named to the 2017 Preseason All-Mountain West Team.
- >> Preseason candidate for the Rimington Trophy, given to college football's top center.
- >> Named one of 30 candidates for the Senior CLASS Award (Oct. 5).
- >> Named to CoSIDA Academic All-District 7 Football Team for the second year in a row.
- >> Named All-Mountain West honorable mention in 2016.
- >> Voted to the 2016 CoSIDA Academic All-America Football First Team.
- >> Stepped into the starting center's role for the Broncos in 2016, starting all 11 games in which he appeared.

TYLER HORTON // CB

- >> Named to the 2017 All-Mountain West First Team.
- >> Voted to 2017 Preseason All-Mountain West Team.
- >> Has recorded three takeaways this year (two interceptions, one fumble recovery), and scored a defensive touchdown on his 21-yard fumble return against Air Force (Nov. 18).
- >> Leads Bronco defense with 11 pass breakups in 2017.
- >> Was named Mountain West Defensive Player of the Week on Sept. 12, 2016 after his 85-yard pick-six opened the scoring in Boise State's 31-28 win over Washington State.
- >> Made 35 tackles (28 solo) and broke up nine passes, second-most on the team in 2016.

ARCHIE LEWIS // OL

- >> Named to the All-Mountain West Second Team.
- >> Named to the 2017 preseason watch lists for the Outland Trophy, given to the nation's top interior lineman, and the Reese's Senior Bowl.
- >> Part of a Bronco line that paved the way for the Mountain West's top offense at 472.8 yards per game, and helped produce the eighth-straight 1,000-yard rushing season by a Bronco running back as Doak Walker semifinalist Jeremy McNichols piled up 1,709 yards on the ground, sixth-most in the FBS.
- >> Along with the rest of the Bronco line also provided protection for quarterback Brett Rypien as he directed a passing offense that ranked 15th in the country at 298.3 YPG.
- >> Has appeared in 37 games over the last three seasons, with 21 starts. Started all 13 games last season.

JAKE ROH // TE

- >> Three-time All-Mountain West selection, being named honorable mention in 2014, to the Second Team in 2015, and to the First Team in 2017.
- >> Two-time candidate for the Mackey Award (2016-17), given to the nation's top TE.
- >> Has nine touchdown catches, and 11 touchdowns overall, in 2017 (through Dec. 2).
- >> Has already set a career bests with nine touchdown catches (previous best was two in 2014), 11 to-tal touchdowns, 39 receptions, and 40 receiving yards, in 2017.
- >> Has caught 39 passes for 410 yards and nine touchdowns, and rushed seven times for 28 yards and two scores, this year.
- >> Has three multi-touchdown games in 2017: vs. New Mexico (three, Nov. 14), at Utah State (two, Oct. 28), at Colorado State (two, Nov. 11).
- >> Caught four passes for a career-best 87 yards with two touchdowns at Utah State (Oct. 28), his sec-ond game this season with at least two touchdown receptions.
- >> Scored three touchdowns in 28-14 win over New Mexico (Sept. 14). Caught two scoring passes, and ran for a six-yard score out of the Wildcat, his first-career rushing TD.
- >> Caught the game-sealing touchdown pass Sept. 2 against Troy. It was his first score since Nov. 14, 2015, against New Mexico.
- >> Caught 78 passes over the last three seasons (2014-16), despite being limited by injury to just 10 catches for 113 yards in 2016.
- >> Had 35 catches in 2014, and 33 in 2015, the highest catch totals by a Bronco tight end since Jeb Putzier caught 44 passes as a senior in 2001... Putzier was a sixth-round selection in the National Football league Draft by the Denver Broncos.

BRETT RYPIEN // QB

- >> Earned his third-career All-Mountain West selection, being voted to the Second Team.
- >> Will serve as a team captain for the second-straight season in 2017.
- >> Recorded his first 300-yard passing game of the season Nov. 11 at Colorado State, throwing for 331 yards and four touchdowns in 59-52 overtime win.
- >> Had a season-best performance Oct. 28 at Utah State, completing 19-of-27 passes for 260 yards and three touchdowns in 41-14 win.
- >> Preseason candidate for the Maxwell Award, Walter Camp Award, Davey O'Brien Award, Manning Award, Wuerffel Trophy, and the Allstate AFCA Good Hands Team.
- >> Named to All-Mountain West First Team for the second-straight year in 2016.
- >> In 2016, led the Mountain West and finished 12th nationally in passing yardage (3,646), while also pacing the conference in completions (244) and attempts (394) while finishing second with 24 touch-down passes.
- >> Directed a Bronco offense that led the Mountain West and ranked 21st in the country in total of-fense with 472.8 yards per game, while the Bronco passing offense ranked 15th in the country and also paced the Mountain West at 298.3 yards per contest.
- >> Ranks second all-time at Boise State in career completions (660), fourth in attempts (1,050), fifth in passing yardage (8,690 yards) and seventh in touchdown passes (55).
- >> Posted the third 400-yard passing game of his career and eighth 300-yard passing game of his career Oct. 20, 2016, throwing for 442 yards and three TDs against BYU.
- >> Threw for 300 yards by halftime three times in 2016 (Sept. 3 at Louisiana, Oct. 7 at New Mexico, Oct. 20 against BYU).
- >> Threw a career-high five touchdown passes at New Mexico (Oct. 7, 2016).
- >> Named MW Freshman of the Year and All-Mountain West First Team in 2015.
- >> Named Poinsettia Bowl Offensive MVP, throwing for 377 yards and three touchdowns in Boise State's 55-7 victory over Northern Illinois.

CAPTAINS

Boise State players voted junior quarterback Brett Rypien, redshirt junior linebacker Leighton Vander Esch and senior wide receiver Cedrick Wilson as captains for the 2017 season.

INDIVIDUAL NOTES

>> Led the MW in passing yards (3,353), total offense (3,276 yards), completions (273) and attempts (429) as a true freshman in 2015...also ranked second in touchdown passes (20) and completion per-centage (63.6).
>> Set the Boise State and MW freshman records with 469 passing yards at UNLV on Oct. 31, 2015, and two weeks later bested that with 506 passing yards while setting the school single-game records for completions (41) and attempts (75).
>> Thrust into the starting job following an injury to Ryan Finley Sept. 18, 2015, against Idaho State...went 8-for-9 for 126 yards in his debut...made his first start the following week at Virginia (Sept. 26), going 24-for-35 for 321 yards and three touchdowns.

LEIGHTON VANDER ESCH // WLB

>> Named the Mountain West Defensive Player of the Year, the first from Boise State. Also voted to the All-Mountain West First Team.
>> Earned Mountain West Championship Game Defensive MVP honors after matching a career high with 16 tackles, and making the game-sealing interception.
>> Voted one of three team captains for 2017.
>> Ranks 16th in the FBS (through Dec. 2) with 9.9 tackles per game.
>> Ranks seventh in the country (through Dec. 2) with 6.2 solo tackles per game.
>> Leads the Broncos in tackles (129), forced fumbles (three), and interceptions (three), while ranking second with 3.0 sacks and 5.5 tackles-for-loss.
>> Third Bronco in four seasons to reach the century mark in tackles (Tanner Vallejo had 100 in 2014, Ben Weaver had 108 in 2016).
>> Made first INT of the season Sept. 14 against New Mexico, and second at BYU (Oct. 6).
>> Career-high 16 tackles at Wazzu (Sept. 9), including two sacks and a forced fumble.
>> Limited to six games due to injury in 2016, finishing with 27 tackles (23 solo), a sack, 3.5 TFL and an interception.
>> Appeared in 12 games in 2015, making 20 tackles with a fumble recovery.
>> Played quarterback and linebacker in eight-man football at Salmon River High School in Riggins, Idaho.

AVERY WILLIAMS // CB/PR/KR


>> Named to the All-Mountain West Second Team as a kick/punt returner.
>> Leads the MW and ranks ninth in the country with 12.0 yards per punt return.
>> Leads the Mountain West and is second in the country with two punt return touchdowns, two behind FBS leader Dante Pettis, of Washington.
>> Has twice been named Mountain West Special Teams Player of the Week (Sept. 4, Oct. 16) after his performances against Troy (Sept. 2) and San Diego State (Oct. 14).
>> Had a great all-around game Oct. 14 at San Diego State, recording six solo tackles on defense and returning a punt 53 yards for a TD, his second such score of the season.
>> Has two interceptions in 2017.
>> Made collegiate debut Sept. 2 against Troy, and on his first touch, returned a punt 81 yards for a touchdown, Boise State's first such score since 2014. It was also the fifth-longest punt return in Boise State history.
>> Finished his first game (Sept. 2 vs. Troy) with 124 yards on five punt returns, the sixth-highest yard-age total in school history.
>> Took a kickoff return 48 yards to the Troy 41, setting up a Boise State field goal before halftime on Sept. 2.

CEDRICK WILSON // WR

>> Named to the All-Mountain West First Team after a season in which he has made 73 catches for 1,290 yards and six touchdowns.
>> Accepted an invitation to play in the East-West Shrine Game.
>> Voted one of three team captains for the 2017 season.
>> Preseason candidate for the Biletnikoff and Paul Hornung Awards, the Senior Bowl.
>> Posted his second-straight 1,000-yard receiving season, becoming just the third Bronco to have consecutive 1,000-yard campaigns (Titus Young, 2009-10; Thomas Sperbeck, 2015-16).
>> Has nine-career 100-yard receiving games, sixth all-time at Boise State.
>> Set career highs in receptions (13) and receiving yards (209) with a touchdown against Virginia (Sept. 27).
>> Had nine catches at Washington State (Sept. 9), going for 147 yards and two touchdowns. It was his sixth-career 100-yard receiving game.
>> Leads Broncos receivers with 64 catches for 1,142 yards and six touchdowns in 2017.
>> His 1,290 receiving yards in 2017 are the second-highest single-season total in school history.
>> Ranks second in the MW, and 19th in the country in kickoff return average (25.8 YPR).
>> Named All-Mountain West honorable mention in 2016.
>> Had 56 catches for 1,129 yards and 11 touchdowns in 2016, and the former prep quarterback completed both of his pass attempts for 84 yards and a touchdown.
>> Finished the season ranked in the MW top 10 in TD catches (third), receiving yards (fourth), receiving YPG (86.8, fourth), receptions (sixth) and receptions PG (4.3, ninth).
>> Posted five 100-yard receiving games, including performances of nine catches for 167 yards and three touchdowns at New Mexico (Oct. 7) and four receptions for a season-high 193 yards and a score at Air Force (Nov. 25).
>> During the second half of the season, flashed his play-making abilities as part of the Bronco return game, averaging 21.3 yards per kick return and 13.2 yards over 10 punt returns, including a 73-yard re-turn Nov. 18 against UNLV.
>> Posted career bests in catches (nine), receiving yards (167) and touchdown catches (three) at New Mexico (Oct. 7)...set new career best in receiving yards Nov. 25 at Air Force with 193.
>> Caught seven passes for 113 yards and a touchdown in his Boise State debut Sept. 3, 2016, at Louisiana, and added three catches for 85 yards against Washington State (Sept. 10).
>> Was an NJCAA All-American at Coffeyville Community College in 2015 after catching 66 passes for 1,045 yards and 17 touchdowns. Ranked third nationally with 116.1 receiving yards per game and fourth in touchdown receptions.



UNIFORMS



Boise State unveiled a new look for the 2017 season, the first time the Broncos have overhauled their Nike uniforms since 2011.

Included in the new slate are blue, orange and white, and the jerseys feature new stripes on the sleeves and “Blue Collar” on the inside of the neck.

The uniforms are from the Nike Vapor Untouchable line, with stretch woven material, a seamless front and shoulders and laser perforation fabric instead of mesh. The uniforms combine materials and science designed for speed and comfort for the players, based on four core principles – fit, durability, weight and core body temperature.


A look at the Broncos’ 2017 combinations for each game can be found below:

OPP

TROY
 @ Washington State
 NEW MEXICO *
 VIRGINIA
 @ BYU
 @ San Diego State *
 WYOMING *
 @ Utah State *
 NEVADA *
 @ Colorado State *
 AIR FORCE *
 @ Fresno State *
 Fresno State

HELMET/JERSEY/PANTS

Blue / Blue / Blue
 White / White / White
 Orange / Orange / Orange
 Orange / Blue / Blue
 White / White / White
 White / White / White
 Blue / Blue / Blue
 White / White / White
 White / Orange / White
 Blue / Blue / Blue
 Blue / Blue / Blue
 White / White / White
 Blue / Blue / Blue



THE FILE

HEAD COACH BRYAN HARSIN



BRYAN HARSIN FILE

Coaching Experience

Boise State	Head Coach	2014-Present
Arkansas State	Head Coach	2013
Texas	Co-OC/QBs	2011-12
Boise State	OC/QBs	2006-10
	Tight Ends	2002-05
	Offensive GA	2001
Eastern Oregon	RBs/WRs	2000

Coaching Record

SCHOOL	YEAR	RECORD
Arkansas State	2013	7-5
Boise State	2014	12-2
Boise State	2015	9-4
Boise State	2016	10-3
Boise State	2017	10-3
OVERALL		48-17

Bowl Experience

Humanitarian Bowl	2002
Fort Worth Bowl	2003
Liberty Bowl	2004
MPC Computers Bowl	2005
Fiesta Bowl (2007)	2006
Hawai'i Bowl	2007
Poinsettia Bowl	2008
Fiesta Bowl (2010)	2009
Maaco Bowl Las Vegas	2010
Holiday Bowl	2011
Alamo Bowl	2012
GoDaddy.com Bowl	2013
Fiesta Bowl	2014
Poinsettia Bowl	2015
Cactus Bowl	2016
Las Vegas Bowl	2017

Bryan Harsin, a former Boise State quarterback, assistant coach and offensive coordinator, is in his fourth season as the head coach at his alma mater. Harsin boasts a record of 41-12 at Boise State, an average of more than 10 wins per year. Overall, he is 48-17 as a head coach -including one season at Arkansas State - and has led his programs to bowl games in each season as a head coach.

In 2017, Boise State captured its second conference title under Harsin, defeating Fresno State (17-14; Dec. 2) in the Mountain West Championship. The win capped a 10-3 regular season, the third 10-win season in four years with Harsin at the helm.

The Broncos enter the Las Vegas Bowl ranked 25th nationally, and the team's 16-straight bowl games is a mark that ranks tied with Wisconsin for the sixth-longest streak in the country.

The Broncos had 19 individuals garner All-MW honors in 2017, highlighted by redshirt junior linebacker being named MW Defensive Player of the Year.

In his debut season Harsin led his alma mater back to where it rose to national prominence. Boise State went 12-2 in 2014, winning its first outright Mountain West Championship and capping the campaign with a 38-30 victory over Arizona in the 2014 VIZIO Fiesta Bowl.

The victory in the Fiesta Bowl was the third such win for the Broncos in the previous nine seasons. Harsin, serving as offensive coordinator in the first two Fiesta Bowl victories, has been a part of each of the school's three appearances in the game.

The team's victory in the 2014 Sports Authority Mountain West Football Championship marked Boise State's first outright league title since joining the conference in 2011. The only alumnus to lead the Broncos as head coach in the history of Boise State, Harsin has won a conference championship as a student-athlete, assistant coach and head coach.

In 2015, the Broncos went 9-4, climbing as high as No. 20 in both the Associated Press and USA Today Coaches Polls. The Broncos concluded the 2014 season ranked No. 16 in each poll. Boise State capped the 2015 campaign with a 55-7 victory over Northern Illinois in the San Diego County Credit Union Poinsettia Bowl, the fifth-largest margin of victory in the history of bowl games.

In 2016, Harsin guided the Broncos to a 10-3 record. Boise State also climbed to No. 13 in both the AP and Coaches' Polls, the school's highest ranking in each since finishing eighth and sixth, respectively, at the conclusion of the 2011 season.

For his efforts in 2014, Harsin was named a finalist for the Paul "Bear Bryant" National Coach of the Year Award, the Eddie Robinson National Coach of the Year Award and the Dodd Trophy, given annually by the Bobby Dodd National Coach of the Year Foundation. He was also named the nation's top first-year head coach by the Football Writers Association of America.

Harsin was named head coach, Dec. 11, 2013. A graduate of Capital High School in Boise, he played quarterback for the Broncos from 1995-99. Following his graduation from Boise State with a degree in business management, Harsin coached running backs and receivers at Eastern Oregon in 2000.

The former Bronco letterwinner began his coaching career at Boise State as a graduate assistant in 2001, before taking over the tight ends as a full-time assistant coach from 2002-05. When Chris Petersen was hired as head coach in 2006, Harsin assumed the role of offensive coordinator and quarterbacks coach.

Harsin was Petersen's offensive coordinator for five of his eight seasons as head coach (2006-10), and was named a finalist for the 2009 Broyles Award, awarded annually to the nation's top assistant coach. Boise State went 61-5 during his tenure as offensive coordinator.

With Harsin on staff, Boise State has won 10 conference championships.

ONCE A BRONCO...

Including the 2017 season, the Boise State coaching staff boasts a combined 98 years of previous experience with the Broncos, including 35 years in the program as student-athletes and 63 years as assistants.

The staff also features four alumni (Harsin, Avalos, Franklin, Marks). A complete breakdown can be found below:

COACH	YRS/S-A	YRS/C
Bryan Harsin	5	14
Ashley Ambrose	--	2
Andy Avalos	5	6
Brad Bedell	--	1
Steve Caldwell	--	4
Gabe Franklin	5	2
Zak Hill	--	2
Eric Kiesau	--	1
Lee Marks	5	3
Kent Riddle	--	9

GRADUATE ASSISTANTS

S. Danielson	--	1
Latu Heimuli	--	2
Nate Potter	5	3
Derek Schouman	5	1

STRENGTH/CONDITIONING

Jeff Pitman	5	12
-------------	---	----

TOTAL 35 63

Additionally, three members of the staff are currently coaching the position in which they played during their collegiate careers, including Andy Avalos (linebackers), Gabe Franklin (safeties) and Lee Marks (running backs).

ASSISTANT COACHES



KENT RIDDLE

ASSOC HC /
TEs /
SPECIAL
TEAMS



ASHLEY AMBROSE

DBs



STEVE CALDWELL

ASST HC /
DL



BRAD BEDELL

OL



ZAK HILL

OC / QBs



GABE FRANKLIN

SAFETIES



ANDY AVALOS

DC / LBs



ERIC KIESAU

WRs



LEE MARKS

RBs

GAMES AGAINST THE AUTONOMOUS FIVE

The Broncos are 14-8 against schools from conferences that comprise the Autonomous Five since the start of the 2006 season.

Since notching its first such victory, a 34-16 win over Iowa State in the 2002 Humanitarian Bowl, the Broncos have gone 16-12. Boise State is 16-24 all-time in such games.

SEASON	OPPONENT	LOC	W/L	SCORE
1986	Oregon State	A	L	3-34
1989	Oregon State	H	L	30-37
1996	Arizona State	A	L	7-56
1997	Wisconsin	A	L	24-28
1997	Washington State	A	L	0-58
1998	Washington State	H	L	21-33
1999	UCLA	A	L	7-38
2000	Arkansas	A	L	31-38
2000	Washington State	A	L	35-42
2001	South Carolina	A	L	13-32
2001	Washington State	H	L	20-41
2002	Arkansas	A	L	14-41
2002	Iowa State	H	W	34-16
2003	Oregon State	A	L	24-26
2004	Oregon State	H	W	53-34
2005	Georgia	A	L	13-48
2005	Oregon State	A	L	27-30
2005	Boston College	H	L	21-27
2006	Oregon State	H	W	42-14
2006 (07)	Oklahoma	N	W	43-42 (OT)
2007	Washington	A	L	10-24
2008	Oregon	A	W	37-32
2009	Oregon	H	W	19-8
2010	Virginia Tech	N	W	33-30
2010	Oregon State	H	W	37-24
2011	Georgia	N	W	35-21
2011	Arizona State	N	W	56-24
2012	Michigan State	A	L	13-17
2012	Washington	N	W	28-26
2013	Washington	A	L	6-38
2013	Oregon State	N	L	23-38
2014	Ole Miss	N	L	13-35
2014	Arizona	N	W	38-30
2015	Washington	H	W	16-13
2015	Virginia	A	W	56-14
2016	Washington State	H	W	31-28
2016	Oregon State	A	W	38-24
2016	Baylor	N	L	12-31
2017	Washington State	A	L	44-47 (3OT)
2017	Virginia	H	L	23-42
2017	Oregon	N		

AUTONOMOUS FIVE COMPARISON

BOWL GAMES: Boise State has appeared in a bowl game in each of the last 16 seasons, tied for the sixth-longest streak in the country. The nation's longest streaks can be found below:

1.	Florida State	36
2.	Virginia Tech	25
3.	Georgia	21
4.	Oklahoma.....	19
5.	LSU	18
6.	Boise State	16
	Wisconsin.....	16
8.	Alabama	14
9.	Clemson.....	13
10.	Oklahoma State.....	12

NATIONAL RANKINGS: Including 2017, the Broncos' 16-straight seasons appearing in the Associated Press Poll ranks tied for eighth nationally with USC. The nation's 10-longest streaks can be found below:

1.	Ohio State.....	50
2.	Florida State	41
3.	Georgia	21
	Wisconsin.....	21
5.	Oregon.....	20
6.	Oklahoma.....	19
7.	LSU	18
8.	Boise State	16
	USC.....	16
10.	TCU.....	13

DRAFT PICKS: Boise State has produced 26 NFL Draft selections over the last 11 years, a total that is higher than more than 40 percent of the Autonomous Five. The Broncos' total selections are more than 27 schools in the the ACC (7), Big 10 (7), Big 12 (5), Pac-12 (4) and SEC (4).

NATIONAL STATISTICAL COMPARISON

STATISTIC	BOISE STATE	MW	FBS	OREGON	PAC-12	FBS
Rushing Offense	145.9	9	88	268.0	2	8
Passing Offense (YPG)	254.5	3	45	186.3	10	96
Total Offense	400.4	6	64	454.3	4	26
Scoring Offense	32.1	2	38	36.7	3	18
Rushing Defense	125.8	3	20	129.9	2	26
Pass Efficiency Defense	116.99	2	30	121.96	5	42
Total Defense	336.7	4	23	359.8	4	39
Scoring Defense	22.5	4	35	28.3	7	76
Net Punting	38.36	4	50	33.74	11	125
Punt Returns	11.59	1	20	6.38	8	84
Kickoff Returns	24.83	2	11	22.71	5	32
Turnover Margin	0.92	2	9	0.08	6	60
Pass Defense (YPG)	210.8	6	45	229.9	6	75
Passing Efficiency	149.03	2	24	144.59	4	32
Sacks	2.31	3	47	2.67	5	22
Tackles for Loss	5.4	5	82	7.3	2	18
Sacks Allowed	2.08	8	70	1.75	6	46
3rd Down Conv. Off %	.460	3	15	.421	7	46
3rd Down Conv. Def %	.389	6	68	.324	2	20
Red Zone Offense %	.857	6	55	.891	2	28
Red Zone Defense %	.872	10	97	.897	12	115

BOISE STATE INDIVIDUAL

CATEGORY	INDIVIDUAL	STAT	CONF	NATL
RUSH YDS	A. Mattison	82.6	5	51
PASS EFF	B. Rypien	144.0	2	32
TOTAL OFF	B. Rypien	208.4	5	70
REC	C. Wilson	5.6	2	35
REC YDS	C. Wilson	99.2	2	10
INTs	K. Nawahine	0.2	10	127
	L. Vander Esch	0.2	10	127
PUNTING	--			
PUNT RET	A. Williams	12.0	1	9
KO RET	C. Wilson	25.8	2	19
FGs	H. Hoggarth	1.31	4	39
SCORING	H. Hoggarth	7.9	4	43
PTS RESP FOR	H. Hoggarth	7.9	10	126
ALL-PURPOSE	C. Wilson	135.69	4	20
	A. Mattison	104.46	8	77
SACKS	C. Weaver	0.69	2	22
	Jabril Frazier	0.46	4	98
TACKLES	L. Vander Esch	9.9	3	16
TFLs	--			

OREGON INDIVIDUAL

CATEGORY	INDIVIDUAL	STAT	CONF	NATL
RUSH YDS	R. Freeman	122.9	4	11
PASS EFF	--			
TOTAL OFF	R. Freeman	122.9	14	122
REC	C. Nelson	3.3	22	184
REC YDS	C. Nelson	43.6	18	188
INTs	U. Amadi	0.3	5	79
	T. Graham, Jr.	0.3	5	79
PUNTING	A. Stack	38.0	9	104
PUNT RET	--			
KO RET	T. Brooks-James	25.7	4	20
FGs	A. Schneider	0.75	12	93
SCORING	R. Freeman	8.0	8	40
PTS RESP FOR	R. Freeman	8.0	18	122
ALL-PURPOSE	R. Freeman	136.58	4	18
SACKS	J. Jelks	0.54	9	62
	J. Moi	0.50	11	74
TACKLES	T. Dye	8.6	2	47
TFLs	J. Jelks	1.3	3	28

STARTERS/PARTICIPATION

STARTING LINEUPS: OFFENSE

DATE	OPPONENT	LT	LG	C	RG	RT	TE	WR	WR	WR/TE/RB	QB	RB
9/2	TROY	Cleveland	Larson	Hampton	Molchon	Preciado	Dhaenens	Wilson	Modster	Blakley	Rypien	Wolpin
9/9	@ Wazzu	Cleveland	Larson	Hampton	Quevedo	Molchon	Blakley	Wilson	Modster	Richardson	Rypien	Mattison
9/14	NEW MEXICO*	Cleveland	Larson	Hampton	Quevedo	Lewis	Dhaenens	Wilson	Richardson	Roh	Cozart	Wolpin
9/22	VIRGINIA	Cleveland	Molchon	Hampton	Quevedo	Lewis	Roh	Wilson	Richardson	Modster	Rypien	Wolpin
10/6	@ BYU	Cleveland	Molchon	Larson	Quevedo	Lewis	Roh	Wilson	Richardson	Dhaenens	Rypien	Mahone
10/14	@ SDSU*	Cleveland	Molchon	Larson	Quevedo	Lewis	Roh	Wilson	Richardson	Dhaenens	Rypien	Mattison
10/21	WYOMING*	Cleveland	Molchon	Hampton	Quevedo	Lewis	Roh	Wilson	Richardson	Dhaenens	Rypien	Mattison
10/28	@ Utah State*	Cleveland	Molchon	Hampton	Quevedo	Lewis	Roh	Wilson	Richardson	Dhaenens	Rypien	Mattison
11/4	NEVADA*	Cleveland	Molchon	Hampton	Quevedo	Lewis	Roh	Wilson	Richardson	Dhaenens	Rypien	Mattison
11/11	@ Colorado St.*	Cleveland	Molchon	Hampton	Larson	Lewis	Roh	Evans	Richardson	Dhaenens	Rypien	Mattison
11/18	AIR FORCE*	Cleveland	Molchon	Hampton	Larson	Lewis	Roh	Wilson	Richardson	Dhaenens	Rypien	Mattison
11/25	@ Fresno St.*	Cleveland	Molchon	Hampton	Quevedo	Lewis	Dhaenens	Wilson	Richardson	Mahone	Rypien	Mattison
12/2	Fresno St.	Cleveland	Molchon	Hampton	Quevedo	Lewis	Dhaenens	Wilson	Richardson	Bates	Rypien	Mattison

STARTING LINEUPS: DEFENSE

Date	Opponent	DE	NT	DT	STUD	WLB	MLB	SLB/N	CB	BS	FS	CB
9/2	TROY	Miles	Lui	Moa	Whitney	Vander Esch	Maeva	D. Williams	Horton	Nawahine	Pierce	Harrison-Ducros
9/9	@ Wazzu	Miles	Lui	Moa	Whitney	Vander Esch	Maeva	Heffner	Horton	Nawahine	Pierce	Harrison-Ducros
9/14	NEW MEXICO*	Miles	Moa	Auelua	Whitney	Vander Esch	Maeva	Heffner	Horton	Nawahine	Pierce	Harrison-Ducros
9/22	VIRGINIA	Miles	Lui	Auelua	Weaver	Vander Esch	Maeva	Perez	Horton	Nawahine	Pierce	Harrison-Ducros
10/6	@ BYU	Miles	Lui	Moa	Whitney	Vander Esch	Maeva	Perez	Horton	Nawahine	Pierce	A. Williams
10/14	@ SDSU*	Miles	Lui	Moa	Whitney	Vander Esch	Maeva	Weaver	Horton	Nawahine	Pierce	A. Williams
10/21	WYOMING*	Miles	Lui	Moa	Frazier	Vander Esch	Maeva	Perez	Horton	Nawahine	Pierce	A. Williams
10/28	@ Utah State*	Miles	Lui	Moa	Frazier	Vander Esch	Maeva	Kaniho	Horton	Nawahine	Pierce	A. Williams
11/4	NEVADA*	Miles	Lui	Auelua	Frazier	Vander Esch	Maeva	Kaniho	Horton	Nawahine	Pierce	A. Williams
11/11	@ Colorado St.*	Miles	Fesili	Auelua	Frazier	Vander Esch	Maeva	Perez	Horton	Nawahine	Pierce	A. Williams
11/18	AIR FORCE*	Miles	Lui	Moa	Frazier	Vander Esch	Wickersham	Perez	Horton	Nawahine	Pierce	A. Williams
11/25	@ Fresno St.*	Miles	Lui	Moa	Frazier	Vander Esch	Maeva	Kaniho	Horton	Nawahine	Pierce	A. Williams
12/2	Fresno St.	Miles	Lui	Moa	Frazier	Vander Esch	Maeva	Kaniho	Horton	Nawahine	Pierce	A. Williams

PARTICIPATION (GAMES PLAYED-STARTS)

Daniel Auelua 2016 13-0 2017 11-4 TOTAL 24-4	Octavius Evans 2017 13-1 TOTAL 13-1	Tyler Horton 2015 12-2 2016 13-13 2017 13-13 TOTAL 38-28	Durrant Miles 2015 10-0 2016 13-6 2017 13-13 TOTAL 36-19	Joe Provenzano 2016 2-0 2017 5-0 TOTAL 7-0	Andrew Tercek 2014 2-0 2015 6-0 2016 12-0 2017 3-0 TOTAL 23-0	Avery Williams 2017 13-9 TOTAL 13-9
Brock Barr 2016 13-0 2017 13-0 TOTAL 26-0	Emmanuel Fesili 2016 3-0 2017 12-1 TOTAL 15-1	Joseph Inda 2017 3-0 TOTAL 3-0	David Moa 2015 6-0 2016 13-13 2017 12-10 TOTAL 31-23	Eric Quevedo 2017 11-10 TOTAL 11-10	Desmond Williams 2017 13-1 TOTAL 13-1	Desmond Williams 2017 13-1 TOTAL 13-1
John Bates 2017 13-1 TOTAL 13-1	Jabril Frazier 2015 11-0 2016 12-7 2017 13-7 TOTAL 36-14	Bryan Jefferson 2017 4-0 TOTAL 4-0	Sean Modster 2015 8-0 2016 11-0 2017 13-3 TOTAL 32-3	A.J. Richardson 2015 13-0 2016 13-1 2017 13-12 TOTAL 39-13	CT Thomas 2017 13-0 TOTAL 13-0	Cedrick Wilson 2016 13-5 2017 13-12 TOTAL 26-17
Chase Blakley 2016 13-4 2017 2-2 TOTAL 15-6	Mason Hampton 2014 14-0 2015 13-0 2016 11-11 2017 12-11 TOTAL 50-22	Kekaula Kaniho 2017 13-4 TOTAL 13-4	John Molchon 2016 7-3 2017 13-12 TOTAL 20-15	Jake Roh 2014 14-11 2015 13-8 2016 11-3 2017 11-9 TOTAL 49-31	Zachary Troughton 2017 2-0 TOTAL 2-0	Ryan Wolpin 2015 13-0 2016 13-0 2017 13-3 TOTAL 39-3
Akilian Butler 2015 10-0 2016 10-0 2017 2-0 TOTAL 22-0	Jordan Happle 2017 13-0 TOTAL 13-0	Garrett Larson 2016 6-0 2017 13-7 TOTAL 19-7	Kekoa Nawahine 2016 13-1 2017 13-13 TOTAL 26-14	Kayode Rufai 2017 8-0 TOTAL 8-0	Evan Tyler 2016 3-1 2017 0-0 TOTAL 3-1	Michael Young 2017 3-0 TOTAL 3-0
Ezra Cleveland 2017 13-13 TOTAL 13-13	Reid Harrison-Ducros 2016 10-0 2017 10-4 TOTAL 20-4	Archie Lewis 2014 11-5 2015 13-8 2016 13-13 2017 11-11 TOTAL 48-37	Gabe Perez 2013 12-0 2014 14-0 2015 0-0 2016 5-0 2017 10-5 TOTAL 41-5	Brett Rypien 2015 11-10 2016 13-13 2017 12-12 TOTAL 36-35	Leighton Vander Esch 2015 12-0 2016 6-0 2017 13-13 TOTAL 31-13	Joel Velazquez 2017 13-0 TOTAL 13-0
Garrett Collingham 2016 13-0 2017 9-0 TOTAL 22-0	Donte Harrington 2017 7-0 TOTAL 7-0	Robert Lewis 2017 1-0 TOTAL 1-0	DeAndre Pierce 2016 12-1 2017 13-13 TOTAL 25-14	Skyler Seibold 2015 13-0 2016 5-0 2017 13-0 TOTAL 31-0	Jalen Walker 2017 11-0 TOTAL 11-0	Paul Semons 2015 1-0 2016 0-0 2017 2-0 TOTAL 3-0
Austin Cottrell 2015 10-0 2016 13-0 2017 13-0 TOTAL 36-0	Cameron Hartsfield 2014 14-0 2015 12-0 2016 13-9 2017 13-0 TOTAL 52-9	Matt Locher 2016 2-0 2017 13-0 TOTAL 15-0	Matt Pistone 2016 6-1 2017 13-0 TOTAL 19-1	Austin Silsby 2014 1-0 2015 2-0 2016 7-0 2017 2-0 TOTAL 12-0	Joel Walker 2017 11-0 TOTAL 11-0	Quinn Skillin 2017 13-0 TOTAL 13-0
Montell Cozart 2017 13-1 TOTAL 13-1	Chase Hatada 2016 9-0 2017 12-0 TOTAL 21-0	Sonatane Lui 2016 13-0 2017 12-11 TOTAL 25-11	Nicholai Pitman 2016 1-0 2017 13-0 TOTAL 14-0	Benton Wickersham 2014 13-5 2015 13-5 2016 13-5 2017 13-1 TOTAL 53-25	Blake Whitlock 2016 13-5 2017 0-0 TOTAL 13-5	Sam Whitney 2016 5-0 2017 7-5 TOTAL 12-5
Nick Crabtree 2017 3-0 TOTAL 3-0	Will Heffner 2016 3-0 2017 6-2 TOTAL 9-2	Robert Mahone 2017 12-2 TOTAL 12-2	Andres Preciado 2015 4-0 2016 1-0 2017 13-1 TOTAL 18-1	Sam Whitney 2016 5-0 2017 7-5 TOTAL 12-5	Benton Wickersham 2017 13-1 TOTAL 13-1	
Bruno DeRose 2017 13-0 TOTAL 13-0	Haden Hoggarth 2017 13-0 TOTAL 13-0	Alexander Mattison 2016 13-0 2017 13-9 TOTAL 26-9				
Alec Dhaenens 2014 14-2 2015 13-0 2016 13-12 2017 13-11 TOTAL 53-25						

GAMES PLAYED WHEN RANKED (101-16)

SEASON	OPPONENT	COACH	AP	W/L	SCORE	SEASON	OPPONENT	USAT	AP	CFP	W/L	SCORE
2002	Louisiana Tech	22	--	W	36-10	2010	Virginia Tech	5	3		W	33-30
2002	Nevada	21	23	W	44-7	2010	Wyoming	3	3		W	51-6
2002	Iowa State	15	18	W	34-16	2010	Oregon State	3	3		W	37-24
Final Ranking		12	15			2010	New Mexico St.	3	3		W	59-0
2003	UTEP	23	24	W	51-21	2010	Toledo	4	4		W	57-14
2003	Fresno State	20	20	W	31-17	2010	San Jose State	3	3		W	48-0
2003	Nevada	18	18	W	56-3	2010	Louisiana Tech	2	2		W	49-20
2003	Hawaii	17	18	W	45-28	2010	Hawai'i	3	2		W	42-7
2003	TCU	16	18	W	34-31	2010	Idaho	4	4		W	52-14
Final Ranking		15	16			2010	Fresno State	3	3		W	51-0
2004	UTEP	23	23	W	47-31	2010	Nevada	3	3		L	31-34 OT
2004	BYU	21	21	W	28-27	2010	Utah State	10	9		W	50-14
2004	SMU	21	23	W	38-20	2010	Utah	10	10		W	26-3
2004	Tulsa	18	21	W	45-42	Final Ranking		7	9			
2004	Fresno State	16	19	W	33-16	2011	Georgia	7	5		W	35-21
2004	Hawaii	15	18	W	69-3	2011	Toledo	4	4		W	40-15
2004	San Jose State	13	14	W	56-49	2011	Tulsa	4	4		W	41-21
2004	Louisiana Tech	12	13	W	55-14	2011	Nevada	5	4		W	30-10
2004	Nevada	10	10	W	58-21	2011	Fresno State	6	5		W	57-7
2004	Louisville	10	10	L	40-44	2011	Colorado State	6	5		W	63-13
Final Ranking		13	12			2011	Air Force	7	5		W	37-26
2005	Georgia	19	18	L	13-48	2011	UNLV	5	5		W	48-21
Final Ranking		-	-			2011	TCU	5	5		L	35-36
2006	Hawaii	25	25	W	41-34	2011	San Diego State	11	10		W	52-35
2006	Utah	22	22	W	36-3	2011	Wyoming	8	7		W	36-14
2006	Louisiana Tech	21	20	W	55-14	2011	New Mexico	8	T9		W	45-0
2006	New Mexico St.	19	20	W	40-28	2011	Arizona State	6	8		W	56-24
2006	Idaho	17	18	W	42-26	Final Ranking		6	8			
2006	Fresno State	14	14	W	45-21	2012	Michigan State	22	24		L	13-17
2006	San Jose State	13	14	W	23-20	2012	BYU		24		W	7-6
2006	Utah State	13	13	W	49-10	2012	New Mexico		24		W	32-29
2006	Nevada	12	12	W	38-7	2012	Southern Miss	25			W	40-14
2006	Oklahoma	9	9	W	43-42 OT	2012	Fresno State	22	24		W	20-10
Final Ranking		6	5			2012	UNLV	22	24		W	32-7
2007	Weber State	23	24	W	56-7	2012	Wyoming	18	21		W	45-14
2007	Washington	20	22	L	10-24	2012	San Diego State	14	19		L	19-21
2007	San Jose State	22	21	W	42-7	2012	Hawai'i	24			W	49-14
2007	Utah State	19	19	W	52-0	2012	Colorado State	22			W	42-14
2007	Idaho	15	17	W	58-14	2012	Nevada	15	25		W	27-21
2007	Hawai'i	17	17	L	27-39	2012	Washington	15	20		W	28-26
2007	East Carolina	22	24	L	38-41	Final Ranking		14	18			
Final Ranking		-	-			2013	Washington	19	19		L	6-38
2008	Louisiana Tech	18	17	W	38-3	Final Ranking		--	--			
2008	Southern Miss	16	15	W	24-7	2014	Utah State	25	25	23	W	50-19
2008	Hawai'i	16	15	W	27-7	2014	Fresno State	22	22	22	W	28-14
2008	San Jose State	13	13	W	33-16	2014	Arizona	21	21	20	W	38-30
2008	New Mexico St.	11	11	W	49-0	Final Ranking		16	16			
2008	Utah State	10	9	W	49-14	2015	Washington	24	23		W	16-13
2008	Idaho	9	9	W	49-10	2015	BYU	22	20		L	24-35
2008	Nevada	9	9	W	41-34	2015	Colorado State	24	25		W	41-10
2008	Fresno State	9	9	W	61-10	2015	Utah State	20	21		L	26-52
2008	TCU	9	9	L	16-17	Final Ranking		NR	NR			
Final Ranking		13	11			2016	Utah State		24		W	21-10
2009	Oregon	16	14	W	19-8	2016	New Mexico	19	19		W	49-21
2009	Miami (OH)	11	12	W	48-0	2016	Colorado State	15	15		W	28-23
2009	Fresno State	10	10	W	51-34	2016	BYU	14	14		W	28-27
2009	Bowling Green	8	8	W	49-14	2016	Wyoming	13	13		L	28-30
2009	UC Davis	5	5	W	34-16	2016	San Jose State	24	24		W	45-31
2009	Tulsa	6	5	W	28-21	2016	Hawaii	24	24	22	W	52-16
2009	Hawai'i	5	6	W	54-9	2016	UNLV	23	22	20	W	42-25
2009	San Jose State	5	6	W	45-7	2016	Air Force	19	20	19	L	20-27
2009	Louisiana Tech	5	5	W	45-35	Final Ranking		NR	NR			
2009	Idaho	6	6	W	63-25	2017	Air Force			25	W	44-19
2009	Utah State	6	6	W	52-21	2017	Fresno State	24	25	23	L	17-28
2009	Nevada	6	6	W	44-33							
2009	New Mexico St.	6	6	W	42-7							
2009	TCU	6	6	W	17-10							
Final Ranking		4	4									

NON-SATURDAY GAMES

DATE	OPPONENT	DAY	W/L	SCORE	DATE	OPPONENT	DAY	W/L	SCORE
10/19/01	@ (8) Fresno State	FRI	W	35-30	09/16/11	@ Toledo	FRI	W	40-15
10/18/02	Fresno State	FRI	W	67-21	10/07/11	@ Fresno State	FRI	W	57-7
12/31/02	vs. Iowa State*	TUE	W	34-16	12/22/11	vs. Arizona State*	THUR	W	56-24
10/30/03	@ BYU	THUR	W	50-21	08/31/12	@ Michigan State	FRI	L	13-17
11/21/03	@ Fresno State	FRI	W	31-17	09/20/12	BYU	THUR	W	7-6
12/23/03	vs. (19) TCU*	TUE	W	34-31	09/13/13	Air Force	FRI	W	42-20
09/10/04	Oregon State	FRI	W	53-34	09/20/13	@ Fresno State	FRI	L	40-41
09/24/04	BYU	FRI	W	28-27	10/25/13	@ BYU	FRI	L	20-37
10/29/04	Hawaii	FRI	W	69-3	12/24/13	vs. Oregon State *	TUE	L	23-38
12/31/04	vs. Louisville*	FRI	L	40-44	08/28/14	vs. Ole Miss	THUR	L	13-35
09/21/05	Bowling Green	WED	W	48-20	10/17/14	Fresno State	FRI	W	37-27
11/10/05	@ Fresno State	THUR	L	7-27	10/24/14	BYU	FRI	W	55-30
12/28/05	vs. Boston College*	WED	L	21-27	12/31/14	Arizona *	WED	W	38-30
08/31/06	Sacramento State	THUR	W	45-0	09/04/15	Washington	FRI	W	16-13
09/07/06	Oregon State	THUR	W	42-14	09/18/15	Idaho State	FRI	W	52-0
10/15/06	@ New Mexico State	SUN	W	40-28	09/25/15	@ Virginia	FRI	W	56-14
11/01/06	Fresno State	WED	W	45-21	10/16/15	@ Utah State	FRI	L	26-52
01/01/07	vs. (7) Oklahoma*	MON	W	43-42 (OT)	11/20/15	Air Force	FRI	L	30-37
08/31/07	Weber State	FRI	W	56-7	11/27/15	@ San Jose State	FRI	W	40-23
09/27/07	Southern Miss	THUR	W	38-16	12/23/15	vs. Northern Illinois *	WED	W	55-7
10/07/07	New Mexico State	SUN	W	58-0	10/07/16	@ New Mexico	FRI	W	49-21
10/14/07	Nevada	SUN	W	69-67 (4 OT)	10/20/16	BYU	THUR	W	28-27
10/26/07	@ Fresno State	FRI	W	34-21	11/04/16	San Jose State	FRI	W	45-31
11/23/07	@ (13) Hawaii	FRI	L	27-39	11/18/16	UNLV	FRI	W	42-25
12/23/07	vs. East Carolina*	FRI	L	38-41	11/25/16	@ Air Force	FRI	L	20-27
10/01/08	Louisiana Tech	WED	W	38-3	12/27/16	vs. Baylor *	TUE	L	12-31
10/17/08	Hawaii	FRI	W	27-7	09/14/17	New Mexico	THUR	W	28-14
10/24/08	@ San Jose State	FRI	W	33-16	09/22/17	Virginia	FRI	L	23-42
11/28/08	Fresno State	FRI	W	61-10	10/06/17	BYU	FRI	W	24-7
12/23/08	vs. (11) TCU*	TUE	L	16-17					
09/03/09	(16) Oregon	THUR	W	19-8					
09/18/09	@ Fresno State	FRI	W	51-34					
10/14/09	@ Tulsa	WED	W	28-21					
11/06/09	@ Louisiana Tech	FRI	W	45-35					
11/20/09	@ Utah State	FRI	W	52-21					
11/27/09	Nevada	FRI	W	44-33					
01/04/10	(4) TCU*	MON	W	17-10					
09/06/10	vs. (10) Virginia Tech	MON	W	33-30					
09/26/10	Louisiana Tech	TUE	W	49-20					
11/12/10	@ Idaho	FRI	W	52-14					
11/19/10	Fresno State	FRI	W	51-0					
11/26/10	@ (19) Nevada	FRI	L	31-34 (OT)					
12/22/10	vs. (19) Utah*	WED	W	26-3					

* Bowl Game

Broken Down by Day of the Week:

DAY	REGULAR SEASON	BOWL
Monday	1-0	2-0
Tuesday	1-0	2-3
Wednesday	4-0	3-1
Thursday	8-2	1-0
Friday	30-9	0-2
Sunday	3-0	--
TOTAL	47-11	8-6

ALL-TIME RECORD: 55-17

NATIONALLY TELEVISED GAMES


DATE	OPPONENT	LOC	W/L	SCORE	TV	DATE	OPPONENT	LOC	W/L	SCORE	TV
12/30/99	Louisville	H	W	34-31	ESPN	09/06/10	Virginia Tech	N	W	33-30	ESPN
12/28/00	UTEP	H	W	38-23	ESPN	09/18/10	Wyoming	A	W	51-6	CBS CTV
10/19/01	Fresno State	A	W	35-30	ESPN	09/25/10	Oregon State	H	W	37-24	ABC
10/18/02	Fresno State	H	W	67-21	ESPN	10/26/10	Louisiana Tech	H	W	49-20	ESPN2
12/31/02	Iowa State	H	W	34-16	ESPN	11/06/10	Hawaii	H	W	42-7	ESPNU/3D
10/30/03	BYU	A	W	50-12	ESPN	11/12/10	Idaho	A	W	52-14	ESPN2/3D
11/02/03	Fresno State	A	W	31-17	ESPN2	11/19/10	Fresno State	H	W	51-0	ESPN2
12/06/03	Hawaii	A	W	45-28	ESPN2	11/26/10	Nevada	A	L	31-34 (OT)	ESPN
12/23/03	TCU	N	W	34-31	ESPN	12/22/10	Utah	N	W	26-3	ESPN
09/10/04	Oregon State	H	W	53-34	ESPN	09/03/11	Georgia	N	W	35-21	ESPN
09/24/04	BYU	H	W	28-27	ESPN	09/16/11	Toledo	A	W	40-15	ESPN
10/23/04	Fresno State	H	W	33-16	ESPN2	09/24/11	Tulsa	H	W	41-21	CBS SN
10/29/04	Hawaii	H	W	69-3	ESPN2	10/01/11	Nevada	H	W	30-10	VERSUS
11/13/04	San Jose State	A	W	56-49 (2OT)	ESPN2	10/07/11	Fresno State	A	W	57-7	ESPN
11/22/04	Nevada	A	W	58-21	ESPN	10/15/11	Colorado State	A	W	63-13	The Mtn.
12/31/04	Louisville	N	L	41-44	ESPN	10/22/11	Air Force	H	W	37-26	VERSUS
09/03/05	Georgia	A	L	13-48	ESPN	11/05/11	UNLV	A	W	48-21	CBS SN
09/21/05	Bowling Green	H	W	48-20	ESPN2	11/12/11	TCU	H	L	35-36	VERSUS
11/10/05	Fresno State	A	L	7-27	ESPN	11/19/11	San Diego State	A	W	52-35	CBS SN
12/28/05	Boston College	H	L	20-27	ESPN	11/26/11	Wyoming	H	W	36-14	The Mtn.
09/07/06	Oregon State	H	W	42-14	ESPN	12/03/11	New Mexico	H	W	45-0	The Mtn.
10/15/06	New Mexico St.	A	W	40-28	ESPN	12/22/11	Arizona State	N	W	56-24	ESPN
11/01/06	Fresno State	H	W	45-21	ESPN2	08/31/12	Michigan State	A	L	13-17	ESPN
11/25/06	Nevada	A	W	38-7	ESPN2	09/15/12	Miami (Ohio)	H	W	39-12	NBC SN
01/01/07	Oklahoma	N	W	43-42 (OT)	FOX	09/20/12	BYU	H	W	7-6	ESPN
09/27/07	Southern Miss	H	W	38-16	ESPN	10/13/12	Fresno State	H	W	20-10	NBC SN
10/07/07	New Mexico St.	H	W	58-0	ESPN	10/20/12	UNLV	H	W	32-7	NBC SN
10/14/07	Nevada	H	W	69-67 (4OT)	ESPN	10/27/12	Wyoming	A	W	45-14	CBS SN
10/26/07	Fresno State	A	W	34-21	ESPN2	11/03/12	San Diego State	H	L	19-21	CBS SN
11/23/07	Hawaii	A	L	27-39	ESPN2	11/10/12	Hawai'i	A	W	49-14	NBC SN
12/23/07	East Carolina	N	L	38-41	ESPN	11/17/12	Colorado State	H	W	42-14	NBC SN
10/01/08	Louisiana Tech	H	W	38-3	ESPN	12/01/12	Nevada	A	W	27-21	ABC
10/11/08	Southern Miss	A	W	24-7	CBS CTV	12/22/12	Washington	N	W	28-26	ESPN
10/17/08	Hawaii	H	W	27-7	ESPN	08/31/13	Washington	A	L	6-38	FS1
10/24/08	San Jose State	A	W	33-16	ESPN2	09/13/13	Air Force	H	W	42-20	ESPN
11/21/08	Nevada	A	W	41-34	ESPN2	09/20/13	Fresno State	A	L	40-41	ESPN
11/28/08	Fresno State	H	W	61-10	ESPN2	09/28/13	Southern Miss	H	W	60-7	ESPNU
12/23/08	TCU	N	L	16-17	ESPN	10/12/13	Utah State	A	W	34-23	CBS SN
09/03/09	Oregon	H	W	19-8	ESPN	10/19/13	Nevada	H	W	34-17	CBS SN
09/9/09	Fresno State	A	W	51-34	ESPN	10/25/13	BYU	A	L	20-37	ESPN
10/14/09	Tulsa	A	W	28-21	ESPN	11/02/13	Colorado State	A	W	42-30	CBS SN
11/06/09	Louisiana Tech	A	W	45-35	ESPN2	11/16/13	Wyoming	H	W	48-7	ESPN2
11/14/09	Idaho	H	W	63-25	ESPNU	11/23/13	San Diego State	A	L	31-34 (OT)	CBS SN
11/20/09	Utah State	A	W	52-21	ESPN2	11/30/13	New Mexico	H	W	45-17	ESPN2
11/27/09	Nevada	A	W	44-33	ESPN2	12/24/13	Oregon State	N	L	23-38	ESPN
01/04/10	TCU	N	W	17-10	FOX						

CONTINUED ON NEXT PAGE

NATIONALLY TELEVISED GAMES

DATE	OPPONENT	LOC	W/L	SCORE	TV
08/28/14	Ole Miss	N	L	13-35	ESPN
09/06/14	Colorado State	H	W	37-24	ESPN2
09/13/14	Connecticut	A	W	38-21	ABC/ESPN2
09/20/14	Louisiana	H	W	34-9	CBS SN
09/27/14	Air Force	A	L	14-28	CBS SN
10/04/14	Nevada	A	W	51-46	CBS SN
10/17/14	Fresno State	H	W	37-27	ESPN
10/24/14	BYU	H	W	55-30	ESPN
11/08/14	New Mexico	A	W	60-49	CBS SN
11/15/14	San Diego State	H	W	38-29	ESPNU
11/22/14	Wyoming	A	W	63-14	ESPN2
11/29/14	Utah State	H	W	50-19	ESPN2
12/06/14	Fresno State	H	W	28-14	CBS
12/31/14	Arizona	N	W	38-30	ESPN
09/04/15	Washington	H	W	16-13	ESPN
09/12/15	BYU	A	L	24-35	ESPN2
9/18/15	Idaho State	H	W	52-0	CBS SN
9/25/15	Virginia	A	W	56-12	ESPN
10/03/15	Hawai'i	H	W	55-0	ESPN2
10/10/15	Colorado State	A	W	41-10	CBS SN
10/16/15	Utah State	A	L	26-52	CBS SN
10/24/15	Wyoming	H	W	34-14	ESPN2
10/31/15	UNLV	A	W	55-27	ESPNU
11/14/15	New Mexico	H	L	24-31	ESPNU
11/20/15	Air Force	H	L	30-37	ESPN2
11/27/15	San Jose State	A	W	40-27	CBS SN
12/23/15	N. Illinois	N	W	55-7	ESPN
09/03/16	Louisiana	A	W	45-10	ASN
09/10/16	Washington St.	H	W	31-28	ESPN2
09/24/16	Oregon State	A	W	38-24	FS1
10/01/16	Utah State	H	W	21-10	ESPN2
10/07/16	New Mexico	A	W	49-21	CBS SN
10/15/16	Colorado State	H	W	28-23	ESPN2
10/20/16	BYU	H	W	28-27	ESPN
10/29/16	Wyoming	A	L	28-30	CBS SN
11/04/16	San Jose State	H	W	45-31	ESPN2
11/12/16	Hawaii	A	W	52-16	CBS SN
11/18/16	UNLV	H	W	42-25	ESPN2
11/25/16	Air Force	A	L	20-27	CBS SN
12/27/16	Baylor	N	L	12-31	ESPN
09/02/17	Troy	H	W	24-13	ESPNU
09/09/17	Washington St.	A	L	44-47 (3OT)	ESPN
09/14/17	New Mexico	H	W	28-14	ESPN
09/22/17	Virginia	H	L	23-42	ESPN2
10/06/17	BYU	A	W	24-7	ESPN
10/14/17	San Diego State	A	W	31-14	CBS SN
10/21/17	Wyoming	H	W	24-14	ESPN2
10/28/17	Utah State	A	W	41-14	CBS SN
11/04/17	Nevada	H	W	41-14	ESPNU
11/11/17	Colorado St	A	W	59-52 (OT)	CBS SN
11/18/17	Air Force	H	W	44-19	ESPN2
11/25/17	Fresno St	A	L	17-28	CBS SN
12/02/17	Fresno St	H	W	17-14	ESPN
12/16/17	Oregon	N			ABC

ALBERTSONS STADIUM / THE BLUE



Albertsons Stadium - and Lyle Smith Field - is the home of Boise State football and the annual Famous Idaho Potato Bowl.

Smith, who passed away in July of 2017 at the age of 101, is the undisputed father of Bronco football, who from 1946-67 built one of the top junior college programs in the country. When he retired from his head coaching position to become the athletic director, Smith had a record of 156-25-6 (.850).

Completed during the summer of 1970 at a cost of \$2.2 million, what was originally known as Bronco Stadium had a seating capacity of 14,500. Since that time the stadium has expanded four times to its current capacity of 36,387.

Boise State established a first in 1986 by installing the first blue AstroTurf in the country. The second blue AstroTurf field was installed in 1995, with the third going in prior to the 2002 season. The first Blue FieldTurf surface was installed in 2008. A second Blue FieldTurf field was installed prior to the 2010 season, making a total of five different blue fields at the stadium.

Boise State's was the first collegiate stadium to have the entire field produced in a special color.

Since 1986, Boise State is a combined 177-37 on The Blue, a winning percentage of .827. And since 2000, Boise State has gone 108-7 at home (.939), the highest winning percentage in the country during that time.

Overall, since the construction of Albertsons Stadium in 1970, Boise State is 260-54 (.828), the highest winning percentage of any stadium in the country built before 1980.

BLOCKED KICKS

The following is a breakdown of blocked kicks since 1990:

SEASON	PAT	FG	PUNT	TOTAL
1990	2	5	5	12
1991	0	2	1	3
1992	0	0	2	2
1993	3	3	1	7
1994	2	2	0	4
1995	1	1	0	2
1996	0	1	1	2
1997	0	2	1	3
1998	0	0	0	0
1999	0	2	3	5
2000	0	0	3	3
2001	0	0	1	1
2002	0	1	4	5
2003	0	1	4	5
2004	1	1	2	4
2005	1	1	1	3
2006	0	2	0	2
2007	3	4	4	11
2008	0	2	2	4
2009	0	0	1	1
2010	0	2	2	4
2011	3	0	4	7
2012	0	1	0	1
2013	0	3	0	3
2014	0	2	1	3
2015	0	1	1	2
2016	0	2	1	3
2017	0	0	1	1

RANKED OPPONENTS

The following is a list of ranked opponents the Broncos have faced since joining the Football Bowl Subdivision in 1996:

SEASON	OPPONENT	BSU	LOC	W/L	RES
1996	(5) Arizona State		A	L	7-56
1997	(15) Washington State		A	L	0-58
1999	(17) UCLA		A	L	7-38
2001	(21) South Carolina		A	L	13-32
2001	(8) Fresno State		A	W	35-30
2003	(19) TCU	(18)	A	W	34-31
2004	(8) Louisville		N	L	40-44
2005	(13) Georgia	(18)	A	L	13-48
2005	(20) Fresno State		A	L	7-27
2005	(19) Boston College		H	L	21-27
2006 ('07)	(7) Oklahoma	(9)	N	W	43-42 (OT)
2007	(13) Hawaii	(17)	A	L	29-39
2008	(12) Oregon		A	W	37-32
2008	(11) TCU	(9)	N	L	16-17
2009	(16) Oregon	(14)	H	W	19-8
2009 ('10)	(4) TCU	(6)	N	W	17-10
2010	(10) Virginia Tech	(3)	N	W	33-30
2010	(24) Oregon State	(3)	H	W	37-24
2010	(19) Nevada	(4)	A	L	31-34 (OT)
2010	(20) Utah	(10)	N	W	26-3
2011	(19) Georgia	(5)	N	W	35-21
2011	(24) TCU	(5)	H	L	35-36
2012	(13) Michigan State	(24)	A	L	13-17
2013	(25) Fresno State		A	L	40-41
2014	(18) Ole Miss		N	L	13-35
2014	(10) Arizona	(20)	N	W	38-30
2017	(20) Washington State		A	L	44-47 (3OT)
2017	(18) San Diego State		A	W	31-14
2017	(25) Fresno State		H	W	17-14

ALL-TIME RECORD: 13-16

OVERTIME GAMES

YEAR	OPPONENT	LOC	W/L	SCORE	# OT
1988	N. Arizona	A	W	24-21	1
1990	Nevada	A	L	52-59	3
1997	Idaho	A	W	30-23	1
1998	Idaho	H	L	35-36	1
2004	San Jose State	A	W	56-49	2
2006	Oklahoma	N	W	43-42	1
2007	Nevada	H	W	69-67	4
2010	Nevada	A	L	31-34	1
2013	San Diego State	A	L	31-34	1
2017	Washington State	A	L	44-47	3
2017	Colorado State	A	W	59-52	1

ALL-TIME RECORD: 6-5

THE LAST TIME (INDIVIDUAL)

TOTAL OFFENSE

Yards

500+ Kellen Moore (507)
..... Nov. 6, 2010; Hawai'i
400+ Brett Rypien (427)
..... Oct. 20, 2016; BYU
300+ Brett Rypien (301)
..... Nov. 18, 2017; Air Force

PASSING

Yards

500+ Brett Rypien (503)
..... Nov. 14, 2015; New Mexico
400+ Brett Rypien (442)
..... Oct. 20, 2016; BYU
300+ Brett Rypien (300)
..... Nov. 18, 2017; Air Force

300+ Passing at Halftime

..... Brett Rypien (317; 16-24)
..... Oct. 20, 2016; BYU

Attempts

60+ Brett Rypien (74)
..... Nov. 14, 2015; New Mexico
50+ Brett Rypien (51)
..... Dec. 27, 2016; Baylor
40+ Brett Rypien (43)
..... Nov. 11, 2017; Colorado State
30+ Brett Rypien (30)
..... Dec. 2, 2017; Fresno State

Completions

40+ Brett Rypien (40)
..... Nov. 14, 2015; New Mexico
30+ Brett Rypien (32)
..... Dec. 27, 2016; Baylor
20+ Brett Rypien (22)
..... Nov. 25, 2017; Fresno State

Pass Percentage (Min. 15 Attempts)

.800+ Brett Rypien (.818/18-22)
..... Nov. 12, 2016; Hawai'i
.700+ Brett Rypien (.710/22-31)
..... Nov. 25, 2017; Fresno State
.600+ Brett Rypien (.710/22-31)
..... Nov. 25, 2017; Fresno State

Touchdown Passes

6+ Jim McMillan (6)
..... Nov. 16, 1974; Montana
5+ Brett Rypien (5)
..... Oct. 7, 2016; New Mexico
4+ Brett Rypien (4)
..... Nov. 11, 2017; Colorado State
3+ Brett Rypien (3)
..... Nov. 18, 2017; Air Force

Passes Had Intercepted

5+ Mike Virden (6)
..... Oct. 28, 1989; Montana
4+ Grant Hedrick (4)
..... Sept. 27, 2014; Air Force
3+ Brett Rypien (3)
..... Sept. 10, 2016; Washington State

RUSHING

Yards

250+ Eron Hurley (254)
..... Nov. 21, 1998; Idaho
200+ Alexander Mattison (242)
..... Nov. 11, 2017; Colorado State
150+ Alexander Mattison (242)
..... Nov. 11, 2017; Colorado State
100+ Alexander Mattison (242)
..... Nov. 11, 2017; Colorado State

100-Yards by Halftime

..... Jeremy McNichols (147)
..... Nov. 12, 2016; Hawai'i

Multiple Players with 100+

..... Jeremy McNichols (158) /
..... Alexander Mattison (100)
..... Nov. 4, 2016; San Jose State

Attempts

35+ Jeremy McNichols (40)
..... Oct. 15, 2016; Colorado State
30+ Jeremy McNichols (31)
..... Nov. 18, 2016; UNLV
25+ Alexander Mattison (29)
..... Oct. 6, 2017; BYU
20+ Alexander Mattison (23)
..... Nov. 11, 2017; Colorado State

Yards Per Carry (Min. 10 Attempts)

10.0+ Alexander Mattison (10.5)
..... Nov. 11, 2017; Colorado State
8.0+ Alexander Mattison (10.5)
..... Nov. 11, 2017; Colorado State
6.0+ Alexander Mattison (10.5)
..... Nov. 11, 2017; Colorado State

Touchdowns

5+ Jay Ajayi (5)
..... Nov. 29, 2014; Utah State
4+ Jeremy McNichols (4)
..... Nov. 18, 2016; UNLV
3+ Alexander Mattison (3)
..... Nov. 11, 2017; Colorado State

Longest Run From Scrimmage

80+ Jeremy McNichols (80)
..... Oct. 15, 2016; Colorado State
70+ Alexander Mattison (70)
..... Nov. 11, 2017; Colorado State
60+ Alexander Mattison (70)
..... Nov. 11, 2017; Colorado State
50+ Alexander Mattison (70)
..... Nov. 11, 2017; Colorado State
40+ Alexander Mattison (70)
..... Nov. 11, 2017; Colorado State

RECEIVING

Receptions

15+ Thomas Sperbeck (20)
..... Nov. 14, 2015; New Mexico
10+ Cedrick Wilson (13)
..... Sept. 22, 2017; Virginia
8+ Cedrick Wilson (8)
..... Dec. 2, 2017; Fresno State
5+ Cedrick Wilson (7)
..... Dec. 2, 2017; Fresno State

10 Receptions at Halftime

..... Shane Williams-Rhodes (10)
..... Nov. 16, 2013; Wyoming

Yards

250+ Thomas Sperbeck (281)
..... Nov. 14, 2015; New Mexico
200+ Cedrick Wilson (209)
..... Sept. 22, 2017; Virginia
150+ Cedrick Wilson (209)
..... Sept. 22, 2017; Virginia
100+ Cedrick Wilson (148)
..... Dec. 2, 2017; Fresno State

100+ Receiving at Halftime

..... Cedrick Wilson (106; 6 receptions)
..... Nov. 12, 2016; Hawai'i

Multiple Receivers w/ 10-plus Rec

..... Shane Williams-Rhodes (14) /
..... Jay Ajayi (12)
..... Aug. 28, 2014; Ole Miss

Multiple 100-yard Receivers

..... A.J. Richardson (123) /
..... Cedrick Wilson (107)
..... Nov. 18, 2017; Air Force

Yards Per Catch (Min. Five Rec.)

40.0+ Al Marshall (40.8/5-204)
..... Nov. 4, 1972; Portland State
30.0+ Thomas Sperbeck (35.6/5-178)
..... Oct. 10, 2015; Colorado State
20.0+ Cedrick Wilson (21.4/5-107)
..... Nov. 18, 2017; Air Force

THE LAST TIME (INDIVIDUAL)

Touchdowns

4+ Austin Pettis (4)
..... Nov. 14, 2009; Idaho
3+ Cedrick Wilson (3)
..... Oct. 7, 2016; New Mexico
2+ Jake Roh (2)
..... Nov. 11, 2017; Colorado State

Longest Reception

90+ Lawrence Bady (98)
..... Oct. 18, 2003; SMU
80+ A.J. Richardson (87)
..... Nov. 18, 2017; Air Force
70+ A.J. Richardson (87)
..... Nov. 18, 2017; Air Force
60+ A.J. Richardson (87)
..... Nov. 18, 2017; Air Force
50+ Cedrick Wilson (59)
..... Dec. 2, 2017; Fresno State

MISC.

100+ Yard Rush/Receiving

..... Jeremy McNichols
..... 140 rushing/109 receiving
..... Oct. 20, 2016; BYU

Threw and Caught a TD Pass

..... Thomas Sperbeck
..... (11-yd passes/12-yd catch)
..... Oct. 15, 2016; Colorado State

Fumble Recovered for a TD

..... Tyler Horton (21 yards)
..... Nov. 18, 2017; Air Force

Multiple Players Threw for TDs

4+ Kellen Moore (2) /
..... Tanyon Bissell (1) /
..... Mike Coughlin (1) / Vinny Perretta (1)
..... Nov. 8, 2008; Utah State
3+ Kellen Moore (2) /
..... Tanyon Bissell (1) /
..... Mike Coughlin (1) / Vinny Perretta (1)
..... Nov. 8, 2008; Utah State
2+ Brett Rypien (3) /
..... Montell Cozart (2)
..... Oct. 28, 2017; Utah State

2-Point Conversion

..... Matt Miller Pass to Jake Hardee
..... Sept. 20, 2013

DEFENSE

Interceptions

4+ Steve Forrey (4)
..... 1968; Idaho State
3+ Brandyn Thompson (3)
..... Oct. 17, 2008; Hawai'i
2+ Donte Deayon (2)
..... Sept. 12, 2015; BYU

Interception Return for a TD

..... Tyler Horton (85 yards)
..... Sept. 10, 2016; Washington State

Total Tackles

25+ Scott Russell (28)
..... Sept. 17, 1988; Northern Arizona
20+ Scott Russell (28)
..... Sept. 17, 1988; Northern Arizona
15+ Leighton Vander Esch (16)
..... Dec. 2, 2017; Fresno State
10+ Leighton Vander Esch (16)
..... Dec. 2, 2017; Fresno State

Solo Tackles

10+ Leighton Vander Esch (10)
..... Dec. 2, 2017; Fresno State

Sacks

4+ Chris Wing (4.0)
..... Sept. 7, 1996; Portland State
3+ Kamalei Correa (3.0)
..... Nov. 22, 2014; Wyoming
2+ Curtis Weaver (2.0)
..... Oct. 21, 2017; New Mexico

Tackles For Loss

4+ Shea McClellin (4.0)
..... Sept. 6, 2010; Virginia Tech
3+ Tanner Vallejo (3.0)
..... Dec. 6, 2014; Fresno State

SPECIAL TEAMS

Kickoff Returns

7+ Jeremy McNichols (7)
..... Nov. 15, 2014; San Diego State
6+ Jeremy McNichols (7)
..... Nov. 15, 2014; San Diego State
5+ Jeremy McNichols (7)
..... Nov. 15, 2014; San Diego State

Longest Kickoff Return

90+ Bryan Douglas (100)
..... Nov. 23, 2013; San Diego State
80+ Bryan Douglas (100)
..... Nov. 23, 2013; San Diego State
70+ Bryan Douglas (76)
..... Nov. 30, 2013; New Mexico
60+ Bryan Douglas (76)
..... Nov. 30, 2013; New Mexico
50+ Cedrick Wilson (55)
..... Sept. 2, 2017; Troy

Kickoff Return for a TD

..... Bryan Douglas (100)
..... Nov. 23, 2013; San Diego State

Punt Return

9+ Rick Woods (9)
..... Oct. 20, 1979; Idaho State
7+ Quinton Jones (7)
..... Dec. 28, 2005; Boston College
6+ Kyle Wilson (6)
..... Nov. 21, 2008; Nevada

Punt Return Yardage

150+ Quinton Jones (151)
..... Dec. 28, 2005; Boston College
100+ Avery Williams (124)
..... Sept. 2, 2017; Troy

Longest Punt Return

90+ Kyle Wilson (90)
..... Nov. 28, 2008; Fresno State
80+ Avery Williams (81)
..... Sept. 2, 2017; Troy
70+ Avery Williams (81)
..... Sept. 2, 2017; Troy
60+ Avery Williams (81)
..... Sept. 2, 2017; Troy
50+ Avery Williams (81)
..... Sept. 2, 2017; Troy

Punt Return for a TD

..... Avery Williams (81)
..... Sept. 2, 2017; Troy

Punts

10+ Danny Weeks (11)
..... Oct. 26, 1991; Nevada
8+ Sean Wale (8)
..... Sept. 12, 2015; BYU
6+ Quinn Skillin (6)
..... Dec. 2, 2017; Fresno State

Punt Average (Min. Five Punts)

50.0+ Trevor Harman (53.2/5-266)
..... Nov. 12, 2010; Idaho
48.0+ Sean Wale (49.0/6-294)
..... Nov. 25, 2016; Air Force
46.0+ Sean Wale (49.0/6-294)
..... Nov. 25, 2016; Air Force

Field Goals

5+ Roberto Moran (5)
..... Nov. 2, 1985; Idaho State
4+ Tyler Rausa (4)
..... Sept. 25, 2015; Virginia
3+ Haden Hoggarth (3)
..... Nov. 18, 2017; Air Force
Long Field Goals
55+ Roberto Moran (56)
..... Sept. 14, 1985; UC Davis
50+ Tyler Rausa (51)
..... Sept. 25, 2015; Virginia
45+ Tyler Rausa (45, 2x)
..... Nov. 20, 2015; Air Force

Points After Touchdown

10+ Anthony Montgomery (10)
..... Nov. 19, 2005; Idaho
9+ Dan Goodale (9)
..... Sept. 7, 2013; UT Martin
8+ Haden Hoggarth (8)
..... Nov. 11, 2017; Colorado State
7+ Haden Hoggarth (8)
..... Nov. 11, 2017; Colorado State

THE LAST TIME (TEAM)

OFFENSE - TEAM

Yards of Total Offense

700+	UNLV (705)
	Oct. 31, 2015
600+	Colorado State (641)
	Nov. 11, 2017
500+	Colorado State (641)
	Nov. 11, 2017

Fewest Yards of Total Offense

100-	Fresno State (69)
	Sept. 17, 1977
200-	Montana (191)
	Oct. 12, 1991
300-	BYU (300)
	Oct. 6, 2017

Passing Yards

500+	New Mexico (503)
	Nov. 14, 2015
400+	BYU (442)
	Oct. 20, 2016
300+	Air Force (338)
	Nov. 18, 2017

Fewest Passing Yards

50-	Northern Arizona (49)
	Nov. 11, 1978
100-	North Texas (78)
	Oct. 18, 1997
150-	San Diego State (125)
	Oct. 14, 2017

Passing Touchdowns

6+	Idaho (6)
	Nov. 14, 2009
5+	Utah State (5)
	Oct. 28, 2017
4+	Colorado State (4)
	Nov. 11, 2017

Rushing Yards

500+	Montana (531)
	Oct. 27, 1973
400+	Nevada (407)
	Oct. 19, 2013
300+	Colorado State (310)
	Nov. 11, 2017

Fewest Rushing Yards

0-	Northern Arizona (-11)
	Oct. 9, 1993
50-	Virginia (30)
	Sept. 22, 2017
100-	Air Force (90)
	Nov. 18, 2017

Rushing Touchdowns

8+	San Jose State (8)
	Nov. 13, 2004
7+	Weber State (7)
	Aug. 30, 2007
6+	UNLV (6)
	Nov. 18, 2016
5+	UNLV (6)
	Nov. 18, 2016

Points Scored

70+	Idaho (70)
	Nov. 19, 2005
60+	Wyoming (63)
	Nov. 22, 2014
50+	Colorado State (59)
	Nov. 11, 2017
40+	Air Force (44)
	Nov. 18, 2017

Fewest Points Scored

0	Washington State (0)
	Sept. 27, 1997
7-	Washington (6)
	Aug. 31, 2013
14-	Baylor (12)
	Dec. 27, 2016

Scoring Differential (+)

50+	Hawai'i (55-0; +55)
	Oct. 3, 2015
40+	Northern Illinois (55-7; +48)
	Nov. 23, 2015
30+	Hawai'i (52-16; +36)
	Nov. 12, 2016
20+	Air Force (44-19; +25)
	Nov. 18, 2017

DEFENSE - TEAM

Fumbles Recovered

6+	Northeastern Louisiana (6)
	Nov. 15, 1986
5+	Eastern Washington (5)
	Oct. 14, 2000

Interceptions

7+	Cal Poly (7)
	Nov. 17, 1979
6+	Northern Iowa (6)
	Nov. 24, 1990
5+	Idaho (5)
	Nov. 14, 2009
4+	Virginia (4)
	Sept. 25, 2015
3+	Nevada (3)
	Nov. 4, 2017

Fewest Yards Allowed

50-	Northern Illinois (33)
	Dec. 23, 2015
100-	Northern Illinois (33)
	Dec. 23, 2015
150-	Northern Illinois (33)
	Dec. 23, 2015

Most Total Yards Allowed

600+	Air Force (607)
	Nov. 20, 2015
500+	Colorado State (570)
	Nov. 11, 2017
400+	Fresno State (431)
	Nov. 25, 2017

Fewest Passing Yards Allowed

0-	Northern Arizona (-4)
	Oct. 25, 1975
50-	Air Force (45)
	Nov. 25, 2016
100-	New Mexico (79)
	Sept. 14, 2017

Most Passing Yards Allowed

600+	Louisiana Tech (602)
	Oct. 3, 1998
500+	New Mexico State (526)
	Oct. 15, 2006
400+	Washington State (433)
	Sept. 9, 2017

Fewest Rushing Yards Allowed

0-	Northern Illinois (-5)
	Dec. 23, 2015
50-	Washington State (22)
	Sept. 9, 2017
100-	Fresno State (99)
	Nov. 25, 2017

Most Rushing Yards Allowed

400+	New Mexico (505)
	Nov. 8, 2014
300+	Air Force (314)
	Nov. 25, 2016
200+	Colorado State (261)
	Nov. 11, 2017

Fewest Points Allowed

0-	Hawai'i (0)
	Oct. 3, 2015
3-	Hawai'i (0)
	Oct. 3, 2015
7-	BYU (7)
	Oct. 6, 2017

Most Points Allowed

60+	Nevada (67)
	Oct. 14, 2007
50+	Colorado State (52)
	Nov. 11, 2017
40+	Colorado State (52)
	Nov. 11, 2017

GAME-BY-GAME SUMMARIES


GAME ONE

Boise State vs Troy

Sept. 2, 2017

Albertsons Stadium • Boise, Idaho
Att.: 31,581 • TV: ESPNU

BOISE, Idaho (AP) - Just before Boise State's Avery Williams touched the ball for the first time, he couldn't even see it. Still, the ball fell into his hands and 81 yards later, he was standing in the end zone. Williams' punt return in the first quarter sparked Boise State, while the Broncos' defense stymied Troy all game long to post a 24-13 victory in the season opener for both teams. Troy mustered only 215 yards, matching the Trojans' lowest offensive output since a 66-0 loss to Georgia in 2014. The Trojans' only touchdown came on a 53-yard interception return by Blace Brown.



SCORE BY QUARTER	1	2	3	4	F
Troy	3	7	0	3	13
Boise State	7	10	0	7	24

SCORING SUMMARY

FIRST QUARTER

13:24 BSU A. Williams 81-yd punt return (Hoggarth kick)
10:14 TROY Underwood 38-yd field goal 8 plays, 54 yards, TOP: 3:10

SECOND QUARTER

7:51 BSU Mattison 49-yd run (Hoggarth kick) 6 plays, 77 yards, TOP: 3:15
2:30 TROY Brown 53-yd interception return (Underwood kick)
0:27 BSU Hoggarth 41-yd field goal 6 plays, 18 yards, TOP: 2:03

THIRD QUARTER

FOURTH QUARTER

10:59 TROY Underwood 39-yd field goal 9 plays, 30 yards, TOP: 3:51
2:12 BSU Roh 7-yd pass from Cozart (Hoggarth kick) 10 plays, 49 yards, TOP: 5:05

TEAM STATISTICS

	TROY	BOISE STATE
First Downs	11	19
Net Yards Rushing	76	147
Net Yards Passing	139	210
Completions-Attempts-Int.	17-34-1	19-32-1
Total Offense (plays-yards)	63-215 (3.4)	76-357 (4.7)
Fumbles: Number-Lost	3-2	1-1
Penalties: Number-Yards	8-60	7-47
Punts-Yards	7-347 (49.6)	4-143 (35.8)
Kickoff returns-Yds-TD	1-16-0 (16.0)	2-103-0 (51.5)
Punt returns-Yards-TD	1-9-0 (9.0)	5-124-1 (24.8)
Interceptions-Yds-TD	1-53-1	1-0-0
Time of Possession	24:24	35:36
Third-Down Conversions	4-of-15	9-of-19
Fourth-Down Conversions	1-of-1	0-of-4
Red-Zone Scores-Chances	2-for-3	1-for-2
Sacks By: Number-Yards	4-25	4-16

INDIVIDUAL STATISTICS

Boise State

Rushing (Rushes-Yards-TDs): Mattison (13-82-1), Wolpin (17-47-0), Cozart (8-36-0), Mahone (1-6-0), Rypien (5-{-24}-0)
Passing (Comp.-Att.-TD-Int.-Yards): Rypien (13-23-0-1-160), Cozart (6-9-1-0-50)
Receiving (Receptions-Yards-TDs): Wilson (4-65-0), Richardson (4-39-0), Wolpin (2-37-0), Evans (2-26-0), Roh (2-14-1), Mattison (1-16-0), Blakley (1-13-0), Modster (1-3-0), Butler (1-0-0), Thomas (1-{-3}-0)
Interceptions: Nawahine (1)
Sacks: Weaver (2.0), Vander Esch (1.0), Whitney (1.0)

Troy

Rushing (Rushes-Yards-TDs): Chunn (11-41-0), Henderson (4-37-0), Barker (1-13-0), Smith (2-7-0), McCormick (1-{-2}-0), Anderson (3-{-3}-0), Daughtry-Frye (1-{-4}-0), Silvers (6-{-13}-0)
Passing (Comp.-Att.-TD-Int.-Yards): Silvers (17-33-0-1-139), Barker (0-1-0-0-0)
Receiving (Receptions-Yards-TDs): Thompson (4-25-0), Willis (2-27-0), Douglas (2-26-0), Letton (2-19-0), Johnson (2-9-0), McCormick (2-4-0), Quisenberry (1-15-0), Davis (1-8-0), Chunn (1-6-0)
Interceptions: Brown (1)
Sacks: Barker (1.0), Bridges (1.0), Sanders (1.0), Stodom (1.0)


GAME TWO

Boise State @ #20 Wazzu

Sept. 9, 2017

Martin Stadium • Pullman, Wash.
Att.: 32,631 • TV: ESPN

PULLMAN, Wash. (AP) - Jamal Morrow caught a 23-yard pass and dove across the goal line in the third overtime to lift No. 20 Washington State to a 47-44 comeback victory over Boise State. Officials reviewed the play to make sure Morrow remained inbounds as he ran toward the end zone on the left side and left his feet near the pylon. It was ruled a touchdown for Washington State (2-0), which trailed by 21 points in the fourth quarter. Boise State quarterback Montell Cozart came off the bench to spark his team for the second game in a row, but the Broncos (1-1) could not hold a big lead late in the game.



SCORE BY QUARTER	1	2	3	4	OT	OT	OT	F
Boise State	7	3	7	14	3	7	3	44
Washington State	7	3	0	21	3	7	6	47

SCORING SUMMARY

FIRST QUARTER

12:07 BSU Mattison 4-yd run (Hoggarth kick) 6 plays, 75 yards, TOP: 2:53
4:47 WSU Taylor 7-yd fumble return (Powell kick)

SECOND QUARTER

9:14 BSU Hoggarth 34-yd field goal 10 plays, 57 yards, TOP: 5:26
0:41 WSU Powell 20-yd field goal 10 plays, 74 yards, TOP: 2:44

THIRD QUARTER

4:10 BSU Cozart 14-yd run (Hoggarth kick) 6 plays, 48 yards, TOP: 2:36

FOURTH QUARTER

14:53 BSU Wilson 47-yd pass from Cozart (Hoggarth kick) 2 plays, 50 yards, TOP: 0:33
10:53 BSU Weaver 55-yd fumble return (Hoggarth kick)
8:00 WSU Calvin 17-yd pass from Hilinski (Powell kick) 8 plays, 75 yards, TOP: 2:53
5:51 WSU Pelluer 36-yd interception return (Powell kick)
1:44 WSU Morrow 6-yd pass from Hilinski (Powell kick) 4 plays, 24 yards, TOP: 1:07

OT1

BSU Hoggarth 29-yd kick 7 plays, 13 yards
WSU Powell 22-yd kick 7 plays, 19 yards

OT2

WSU Wicks 1-yd run (Powell kick) 6 plays, 25 yards
BSU Wilson 15-yd pass from Cozart (Hoggarth kick) 4 plays, 25 yards

OT3

BSU Hoggarth 37-yd field goal 4 plays, 5 yards
WSU Morrow 22-yd pass from Hilinski 2 plays, 25 yards

TEAM STATISTICS

	BOISE STATE	WAZZU
First Downs	19	25
Net Yards Rushing	164	22
Net Yards Passing	237	433
Completions-Attempts-Int.	19-28-1	49-67-2
Total Offense (plays-yards)	72-401 (5.6)	94-455 (4.8)
Fumbles: Number-Lost	3-3	2-1
Penalties: Number-Yards	5-34	5-55
Punts-Yards	5-220 (44.0)	7-288 (41.1)
Kickoff returns-Yds-TD	4-65-0 (16.2)	2-36-0 (18.0)
Punt returns-Yards-TD	3-4-0 (1.3)	2-8-0 (4.0)
Interceptions-Yds-TD	2-0-0	1-36-1
Time of Possession	28:52	31:08
Third-Down Conversions	5-of-14	9-of-20
Fourth-Down Conversions	0-of-0	0-of-0
Red-Zone Scores-Chances	6-for-7	5-for-6
Sacks By: Number-Yards	5-49	4-23

INDIVIDUAL STATISTICS

Boise State

Rushing (Rushes-Yards-TDs): Cozart (14-72-1), Mattison (14-63-1), Wolpin (9-29-0), Thomas (1-7-0), Butler (1-0-0), Rypien (3-{-3}-0), Team (2-{-4}-0)
Passing (Comp.-Att.-TD-Int.-Yards): Cozart (12-20-2-1-161), Rypien (7-8-0-0-76)
Receiving (Receptions-Yards-TDs): Wilson (9-147-2), Richardson (3-22-0), Mattison (3-12-0), Dhaenens (1-44-0), Modster (1-7-0), Roh (1-6-0), Butler (1-{-1}-0)
Interceptions: Horton (1), Miles (1)
Sacks: Vander Esch (2.0), Frazier (1.0), Maeva (1.0), Moa (1.0)

Washington State

Rushing (Rushes-Yards-TDs): Williams (14-31-0), Morrow (4-22-0), Falk (4-4-0), Wicks (1-1-0), Hilinski (4-{-36}-0)
Passing (Comp.-Att.-TD-Int.-Yards): Falk (24-34-0-1-193), Hilinski (25-33-3-1-240)
Receiving (Receptions-Yards-TDs): Williams (10-36-0), Johnson-Mack (8-81-0), Tav. Martin (8-66-0), Bell (7-107-0), Morrow (6-36-2), Sweet (4-46-0), Dimry (2-28-0), Calvin (2-24-1), Tav. Martin (1-5-0), Wicks (1-4-0)
Interceptions: Pelluer (1)
Sacks: Luvu (2.5), Oguayo (1.0), Mata'afa (0.5)

GAME-BY-GAME SUMMARIES

GAME THREE

Boise State vs New Mexico

Sept. 14, 2017

Albertsons Stadium • Boise, Idaho
Att.: 28,385 • TV: ESPN

BOISE, Idaho (AP) - Jake Roh caught two touchdown passes and took a direct snap for a 6-yard TD run, and Boise State pulled away in the fourth quarter to beat New Mexico 28-14 in the MW opener for both teams. Playing five days after losing a triple-overtime heartbreaker at Washington State, the Broncos (2-1) used two big special teams plays early in the fourth quarter to setup Roh's touchdown run that finally gave Boise State some cushion. Montrell Cozart was 15 of 19 for 137 yards passing, and added 71 yards rushing including a 28-yard TD run in the first quarter.



SCORE BY QUARTER	1	2	3	4	F
New Mexico	0	7	0	7	14
Boise State	7	7	0	14	28

SCORING SUMMARY

FIRST QUARTER

9:49 BSU Cozart 28-yd run (Hoggarth kick) 5 plays, 46 yards, TOP: 2:03

SECOND QUARTER

14:15 UNM Owens 5-yd run (Sanders kick) 10 plays, 42 yards, TOP: 4:37

9:47 BSU Roh 5-yd pass from Cozart (Hoggarth kick) 8 plays, 90 yards, TOP: 4:28

THIRD QUARTER

FOURTH QUARTER

11:55 BSU Roh 6-yd run (Hoggarth kick) 3 plays, 17 yards, TOP: 1:01

3:11 BSU Roh 15-yd pass from Cozart (Hoggarth kick) 8 plays, 58 yards, TOP: 4:27

1:11 UNM Umeh 14-yd pass from Gerhart (Sanders kick) 6 plays, 75 yards, TOP: 2:00

TEAM STATISTICS

	NEW MEXICO	BOISE STATE
First Downs	18	12
Net Yards Rushing	198	127
Net Yards Passing	79	137
Completions-Attempts-Int.	8-16-1	15-19-0
Total Offense (plays-yards)	67-277 (4.1)	51-264 (5.2)
Fumbles: Number-Lost	1-1	0-0
Penalties: Number-Yards	1-5	8-73
Punts-Yards	6-250 (41.7)	6-258 (43.0)
Kickoff returns-Yds-TD	2-38-0 (19.0)	1-19-0 (19.0)
Punt returns-Yards-TD	2-4-0 (2.0)	2-28-0 (14.0)
Interceptions-Yds-TD	0-0-0	1-2-0
Time of Possession	33:04	26:56
Third-Down Conversions	3-of-13	4-of-11
Fourth-Down Conversions	2-of-4	0-of-1
Red-Zone Scores-Chances	2-for-2	3-for-3
Sacks By: Number-Yards	1-1	1-16

INDIVIDUAL STATISTICS

Boise State

Rushing (Rushes-Yards-TDs): Cozart (9-71-1), Wolpin (11-39-0), Mattison (6-10-0), Mahone (2-7-0), Roh (1-6-1), Team (1-{-6}-0)

Passing (Comp.-Att.-TD-Int.-Yards): Cozart (15-19-2-0-137)

Receiving (Receptions-Yards-TDs): Wilson (3-64-0), Roh (3-25-2), Modster (3-12-0), Wolpin (2-8-0), Richardson (1-11-0), Mattison (1-9-0), Dhaenens (1-8-0), Thomas (1-0-0)

Interceptions: Vander Esch (1)

Sacks: Frazier (1.0)

New Mexico

Rushing (Rushes-Yards-TDs): Gerhart (8-49-0), Owens (14-46-1), McQuarley (10-36-0), Chestnut (5-28-0), L. Jordan (9-20-0), R. Jordan (4-12-0), Griffin IV (1-7-0)

Passing (Comp.-Att.-TD-Int.-Yards): Gerhart (7-13-1-1-67), Jordan (1-2-0-0-12), Team (0-1-0-0-0)

Receiving (Receptions-Yards-TDs): Hart-Johnson (2-24-0), Davis (2-22-0), Reed (2-17-0), Umeh (1-14-1), R. Jordan (1-2-0)

Interceptions: None

Sacks: Parker (1.0)

GAME FOUR

Boise State vs Virginia

Sept. 22, 2017

Albertsons Stadium • Boise, Idaho
Att.: 33,947 • TV: ESPN2

BOISE, Idaho (AP) - After losing 20 of its last 21 road games coming in, Virginia had a festive vibe in its locker room following a 42-23 dismantling of Boise State with plenty of players excited about the 2,400-mile flight home. Kurt Benkert threw for 273 yards and three touchdowns as the Cavaliers handed Boise State its worst home loss since 2001. Virginia (3-1) notched its first win west of the Mississippi River since 1991 when it beat BYU 45-40. In avenging an embarrassing 56-14 loss to Boise State in 2015, the Cavaliers also surpassed their win total from last season. Boise State (2-2) hasn't suffered a double-digit loss at home since the 2001 season.



SCORE BY QUARTER	1	2	3	4	F
Virginia	7	14	14	7	42
Boise State	7	7	0	9	23

SCORING SUMMARY

FIRST QUARTER

12:02 BSU Wolpin 5-yd run (Hoggarth kick) 7 plays, 80 yards, TOP: 2:58

3:07 UVA Ellis 2-yd run (Mejia kick) 9 plays, 53 yards, TOP: 4:24

SECOND QUARTER

4:11 UVA Levrone 30-yd pass from Benkert (Mejia kick) 7 plays, 88 yards, TOP: 2:59

1:07 UVA Dowling 27-yd pass from Benkert (Mejia kick) 2 plays, 35 yards, TOP: 0:31

0:21 BSU Roh 2-yd run (Hoggarth kick) 7 plays, 65 yards, TOP: 0:31

THIRD QUARTER

13:31 UVA Levrone 64-yd pass from Benkert (Mejia kick) 3 plays, 75 yards, TOP: 1:29

6:51 UVA Zaccheaus 56-yd run (Mejia kick) 1 plays, 56 yards, TOP: 0:06

FOURTH QUARTER

14:14 UVA Ellis 1-yd run (Mejia kick) 9 plays, 70 yards, TOP: 3:42

2:07 BSU Team Safety

1:03 BSU Wilson 40-yd pass from Cozart (Hoggarth kick) 4 plays, 55 yards, TOP: 1:04

TEAM STATISTICS

	VIRGINIA	BOISE STATE
First Downs	21	22
Net Yards Rushing	167	30
Net Yards Passing	273	353
Completions-Attempts-Int.	19-29-0	28-53-1
Total Offense (plays-yards)	69-440 (6.4)	77-383 (5.0)
Fumbles: Number-Lost	2-0	1-0
Penalties: Number-Yards	3-23	9-64
Punts-Yards	6-199 (33.2)	8-343 (42.9)
Kickoff returns-Yds-TD	2-51-0 (25.5)	6-142 (23.7)
Punt returns-Yards-TD	1-17-0 (17.0)	3-14-0 (4.7)
Interceptions-Yds-TD	1-1-0	0-0-0
Time of Possession	33:23	26:37
Third-Down Conversions	9-of-15	4-of-16
Fourth-Down Conversions	0-of-0	1-of-4
Red-Zone Scores-Chances	2-for-3	2-for-3
Sacks By: Number-Yards	4-26	1-2

INDIVIDUAL STATISTICS

Boise State

Rushing (Rushes-Yards-TDs): Mahone (3-21-0), Cozart (5-12-0), Mattison (7-11-0), Wolpin (3-5-1), Roh (1-2-1), Thomas (1-1-0), Wilson (1-1-0), Dhaenens (1-{-5}-0), Rypien (2-{-18}-0)

Passing (Comp.-Att.-TD-Int.-Yards): Rypien (24-42-0-1-285), Cozart (4-11-0-68)

Receiving (Receptions-Yards-TDs): Wilson (13-209-1), Richardson (5-80-0), Roh (5-42-0), Mattison (2-16-0), Evans (2-2-0), Modster (1-4-0)

Interceptions: None

Sacks: Weaver (1.0)

Virginia

Rushing (Rushes-Yards-TDs): Ellis (24-93-2), Zaccheaus (2-64-1), Hamm (3-15-0), Cross (3-14-0), Benkert (3-6-0), Atkins (1-1-0), Team (4-{-26}-0)

Passing (Comp.-Att.-TD-Int.-Yards): Benkert (19-29-3-0-273)

Receiving (Receptions-Yards-TDs): Levrone (5-141-2), Butts (4-43-0), Zaccheaus (4-29-0), Dowling (2-39-1), Dubois (2-12-0), Hamm (2-9-0)

Interceptions: Nelson (1)

Sacks: A. Brown (1.0), Peace (1.0), Wright (1.0), E. Brown (0.5), Snowden (0.5)

GAME-BY-GAME SUMMARIES

GAME FIVE

Boise State @ BYU

Oct. 6, 2017

LaVell Edwards Stadium • Provo, Utah
Att.: 59,753 • TV: ESPN

PROVO, Utah (AP) - Alexander Mattison ran for a career-high 118 yards and two touchdowns, Brett Rypien threw his first TD pass of the season and Boise State beat BYU 24-7. Boise State scored 17 straight points in the second quarter to take a 10-point lead into halftime. Mattison scored the only points of the second half on a 2-yard run early in the fourth to cap an 82-yard drive. Rypien completed 12 of 19 passes for 125 yards and one touchdown for Boise State (3-2).



SCORE BY QUARTER	1	2	3	4	F
Boise State	0	17	0	7	24
BYU	7	0	0	0	7

SCORING SUMMARY

FIRST QUARTER

7:08 **BYU** Tolutau 3-yd run (Almond kick) 10 plays, 48 yards, TOP: 5:48

SECOND QUARTER

11:51 **BSU** Mattison 12-yd run (Hoggarth kick) 9 plays, 52 yards, TOP: 4:26

3:49 **BSU** Hoggarth 20-yd field goal 5 plays, 19 yards, TOP: 1:56

0:36 **BSU** Modster 24-yd pass from Rypien (Hoggarth kick) 7 plays, 74 yards, TOP: 1:27

THIRD QUARTER

FOURTH QUARTER

14:18 **BSU** Mattison 2-yd run (Hoggarth kick) 16 plays, 82 yards, TOP: 6:41

TEAM STATISTICS

	BOISE STATE	BYU
First Downs	19	12
Net Yards Rushing	158	66
Net Yards Passing	142	172
Completions-Attempts-Int.	13-20-1	20-37-2
Total Offense (plays-yards)	67-300 (4.5)	60-238 (4.0)
Fumbles: Number-Lost	1-0	0-0
Penalties: Number-Yards	1-5	3-35
Punts-Yards	3-150 (50.0)	5-207 (41.4)
Kickoff returns-Yds-TD	2-53 (26.5)	2-35 (17.5)
Punt returns-Yards-TD	1-9 (9.0)	3-8 (2.7)
Interceptions-Yds-TD	2-87-0	1-20-0
Time of Possession	32:21	27:39
Third-Down Conversions	8-of-15	5-of-14
Fourth-Down Conversions	0-of-2	1-of-4
Red-Zone Scores-Chances	3-for-4	1-for-1
Sacks By: Number-Yards	1-1	0-0

INDIVIDUAL STATISTICS

Boise State

Rushing (Rushes-Yards-TDs): Mattison (29-118-2), Cozart (4-16-0), Roh (3-15-0), Wolpin (4-11-0), Mahone (4-2-0), Team (3-{-4}-0)

Passing (Comp.-Att.-TD-Int.-Yards): Rypien (12-19-1-1-125), Cozart (1-1-0-0-17)

Receiving (Receptions-Yards-TDs): Wilson (3-43-0), Roh (3-34-0), Richardson (2-17-0), Mattison (2-15-0), Modster (1-24-1), Wolpin (1-7-0), Thomas (1-2-0)

Interceptions: Nawahine (1), Vander Esch (1)

Sacks: Fesili (1.0)

BYU

Rushing (Rushes-Yards-TDs): Tolutau (9-38-1), Canada (8-18-0), Kafentzis (2-9-0), Burt (2-1-0), Mangum (2-0-0)

Passing (Comp.-Att.-TD-Int.-Yards): Mangum (18-33-0-2-164), Critchlow (2-4-0-0-8)

Receiving (Receptions-Yards-TDs): Bushman (7-65-0), Trinnaman (3-21-0), Pau'u (3-17-0), Dye (2-35-0), Simon (2-9-0), Shumway (1-14-0), Hifo (1-9-0), Tanner (1-2-0)

Interceptions: None


Sacks: None

GAME SIX

Boise State @ (19/18) SDSU

Oct. 14, 2017

SDCCU Stadium • San Diego, Calif.
Att.: 49,053 • TV: CBS SN



SAN DIEGO (AP) - Alexander Mattison ran for 128 yards and a touchdown and the Boise State (4-2, 2-0 MW) defense kept star running back Rashaad Penny in check to beat No. 19 San Diego State 31-14. Penny was limited to 53 yards and a touchdown on 21 carries. It was his first game under 100 yards rushing this season for the Aztecs (6-1, 2-1 MW). Avery Williams returned a punt 53 yards for Boise State's first touchdown, and less than two minutes later, Kekaula Kaniho returned a fumble by SDSU quarterback Christian Chapman 34 yards for a 14-0 lead in the first quarter.

SCORE BY QUARTER	1	2	3	4	F
Boise State	14	7	0	10	31
San Diego State	0	0	7	7	14

SCORING SUMMARY

FIRST QUARTER

6:17 **BSU** A. Williams 53-yd punt return (Hoggarth kick)

4:20 **BSU** Kaniho 34-yd fumble return (Hoggarth kick)

SECOND QUARTER

3:11 **BSU** Roh 3-yd pass from Rypien (Hoggarth kick) 11 plays, 77 yards, TOP: 5:58

THIRD QUARTER

4:15 **SDSU** Trevillion 89-yd pass from Chapman (Baron kick) 1 play, 89 yards, TOP: 0:10

FOURTH QUARTER

14:52 **BSU** Hoggarth 19-yd field goal 10 plays, 75 yards, TOP: 4:18

10:06 **SDSU** Penny 11-yd run (Baron kick) 10 plays, 84 yards, TOP: 4:42

4:52 **BSU** Mattison 4-yd run (Hoggarth kick) 9 plays, 70 yards, TOP: 5:09

TEAM STATISTICS

	BOISE STATE	SAN DIEGO STATE
First Downs	15	16
Net Yards Rushing	186	83
Net Yards Passing	125	240
Completions-Attempts-Int.	14-23-0	12-27-0
Total Offense (plays-yards)	57-311 (5.5)	66-323 (4.9)
Fumbles: Number-Lost	0-0	1-1
Penalties: Number-Yards	3-35	3-24
Punts-Yards	6-242 (40.3)	7-248 (35.4)
Kickoff returns-Yds-TD	3-94 (31.3)	3-49 (16.3)
Punt returns-Yards-TD	2-57-1 (28.5)	2-6-0 (3.0)
Interceptions-Yds-TD	0-0-0	0-0-0
Time of Possession	28:41	31:19
Third-Down Conversions	6-of-13	5-of-16
Fourth-Down Conversions	0-of-0	1-of-3
Red-Zone Scores-Chances	3-for-3	1-for-1
Sacks By: Number-Yards	5-23	0-0

INDIVIDUAL STATISTICS

Boise State

Rushing (Rushes-Yards-TDs): Mattison (23-128-1), Rypien (1-31-0), Wolpin (7-27-0), Cozart (2-1-0), Team (1-{-1}-0)

Passing (Comp.-Att.-TD-Int.-Yards): Rypien (11-19-1-0-72), Cozart (3-4-0-0-53)

Receiving (Receptions-Yards-TDs): Roh (6-27-1), Wilson (2-60-0), Modster (2-10-0), Cozart (1-9-0), Mattison (1-9-0), Thomas (1-5-0), Wolpin (1-5-0)

Interceptions: None

Sacks: Frazier (2.0), Miles (1.0), Moa (1.0), Weaver (1.0)

San Diego State

Rushing (Rushes-Yards-TDs): Penny (21-53-1), Chapman (14-26-0), Holder (1-6-0), Washington (3-{-2}-0)

Passing (Comp.-Att.-TD-Int.-Yards): Chapman (12-27-1-0-240)

Receiving (Receptions-Yards-TDs): Holder (3-47-0), Trevillion (2-128-1), Truxton (2-14-0), Bawden (2-12-0), Washington (1-19-0), Houston (1-11-0), Wells (1-9-0)

Interceptions: None

Sacks: None

GAME-BY-GAME SUMMARIES


GAME SEVEN

Boise State vs Wyoming

Oct. 21, 2017

Albertsons Stadium • Boise, Idaho
Att.: 35,565 • TV: ESPN2

BOISE, Idaho (AP) - Montell Cozart rushed for two touchdowns and threw for another to help Boise State beat Wyoming 24-14. After pulling an upset last week on the road against San Diego State, the Broncos (5-2, 3-0 Mountain West) appeared flat early, mustering only 118 yards in the first half -- just 29 of that through the air. Trailing 7-3 to start the second half, the Broncos cobbled together an 18-play, 71-yard drive that consumed 9:46 and ended on a 4-yard touchdown run by Cozart. Wyoming (4-3, 2-1) answered with a 20-yard scoring strike from Josh Allen to Austin Fort to take a 17-14 lead late in the third quarter. In the fourth, Boise State took control of the game. Cozart scored on another 4-yard run and, just more than two minutes later, hit Cedric Wilson for a 24-yard touchdown.



SCORE BY QUARTER	1	2	3	4	F
Wyoming	7	0	7	0	14
Boise State	0	3	7	14	24

SCORING SUMMARY

FIRST QUARTER

9:15 UW Allen 1-yd run (Roth kick) 13 plays, 68 yards, TOP: 5:45

SECOND QUARTER

11:18 BSU Hoggarth 23-yd field goal 8 plays, 37 yards, TOP: 3:25

THIRD QUARTER

5:16 BSU Cozart 4-yd run (Hoggarth kick) 18 plays, 71 yards, TOP: 9:44

0:17 UW Fort 20-yd pass from Allen (Roth kick) 10 plays, 75 yards, TOP: 4:59

FOURTH QUARTER

10:40 BSU Cozart 4-yd run (Hoggarth kick) 10 plays, 57 yards, TOP: 4:37

8:35 BSU Wilson 24-yd pass from Cozart (Hoggarth kick) 3 plays, 48 yards, TOP: 1:14

TEAM STATISTICS

	WYOMING	BOISE STATE
First Downs	15	21
Net Yards Rushing	111	165
Net Yards Passing	131	177
Completions-Attempts-Int.	12-27-2	18-24-0
Total Offense (plays-yards)	61-242 (4.0)	68-342 (5.0)
Fumbles: Number-Lost	0-0	0-0
Penalties: Number-Yards	1-12	3-35
Punts-Yards	5-191 (38.2)	3-119 (39.7)
Kickoff returns-Yds-TD	2-61-0 (30.5)	3-99-0 (33.0)
Punt returns-Yards-TD	0-0-0 (0.0)	4-32-0 (8.0)
Interceptions-Yds-TD	0-0-0	2-46-0
Time of Possession	24:10	35:50
Third-Down Conversions	6-of-13	7-of-14
Fourth-Down Conversions	2-of-2	1-of-2
Red-Zone Scores-Chances	2-for-2	3-for-5
Sacks By: Number-Yards	3-13	4-23

INDIVIDUAL STATISTICS

Boise State

Rushing (Rushes-Yards-TDs): Mattison (17-91-0), Cozart (16-52-2), Wolpin (5-16-0), Rypien (4-7-0), Team (2-{-1}-0)

Passing (Comp.-Att.-TD-Int.-Yards): Rypien (12-17-0-0-104), Cozart (6-7-1-0-73)

Receiving (Receptions-Yards-TDs): Wilson (5-66-1), Roh (5-44-0), Mattison (4-41-0), Modster (3-13-0), Dhaenens (1-13-0)

Interceptions: Pierce (1), Williams (1)

Sacks: Weaver (2.0), Frazier (1.0), Hatada (1.0)

Wyoming

Rushing (Rushes-Yards-TDs): Allen (18-62-1), Woods (14-40-0), Conway (2-9-0)

Passing (Comp.-Att.-TD-Int.-Yards): Allen (12-27-1-2-131)

Receiving (Receptions-Yards-TDs): Conway (5-33-0), Evans (2-20-0), Mayfield (2-16-0), Van Maanan (1-30-0), Fort (1-20-1), Johnson (1-12-0)

Interceptions: None

Sacks: Granderson (3.0), Priester (1.0)


GAME EIGHT

Boise State @ Utah State

Oct. 28, 2017

Maverik Stadium • Logan, Utah
Att.: 19,012 • TV: CBS SN

LOGAN, Utah (AP) - Brett Rypien passed for 260 yards and three touchdowns to help Boise State become bowl eligible with a 41-14 win over Utah State. Montell Cozart added 110 yards on 5-of-7 passing and two TD passes for the Broncos (6-2, 4-0 Mountain West), who became the last unbeaten team in the conference. Rypien had two TD passes in the first eight minutes to stake Boise State to a 14-0 lead. Cozart made it 21-7 with a TD pass early in the second quarter and Rypien added his third TD pass in the final minute of the first half to make it 28-7 at the break. Alexander Mattison ran 19 times for 110 yards and caught three passes for 28 yards and a score for the Broncos.



SCORE BY QUARTER	1	2	3	4	F
Boise State	14	14	7	6	41
Utah State	7	0	7	0	14

SCORING SUMMARY

FIRST QUARTER

13:00 BSU Wilson 19-yd pass from Rypien (Hoggarth kick) 5 plays, 75 yards, TOP: 2:00

7:12 BSU Evans 12-yd pass from Rypien (Hoggarth kick) 9 plays, 78 yards, TOP: 3:55

0:58 USU Tarver 2-yd pass from Love (Eberle kick) 8 plays, 51 yards, TOP: 3:57

SECOND QUARTER

12:32 BSU Mattison 3-yd pass from Cozart (Hoggarth kick) 10 plays, 75 yards, TOP: 3:26

0:42 BSU Roh 22-yd pass from Rypien (Hoggarth kick) 9 plays, 79 yards, TOP: 3:07

THIRD QUARTER

9:12 BSU Roh 35-yd pass from Cozart (Hoggarth kick) 9 plays, 77 yards, TOP: 4:36

6:29 USU Hunt 1-yd run (Eberle kick) 9 plays, 75 yards, TOP: 2:43

FOURTH QUARTER

14:48 BSU Hoggarth 27-yd field goal 8 plays, 73 yards, TOP: 2:53

3:30 BSU Hoggarth 29-yd field goal 10 plays, 67 yards, TOP: 6:18

TEAM STATISTICS

	BOISE STATE	UTAH STATE
First Downs	27	13
Net Yards Rushing	163	93
Net Yards Passing	370	186
Completions-Attempts-Int.	24-34-0	18-34-0
Total Offense (plays-yards)	79-533 (6.7)	61-279 (4.6)
Fumbles: Number-Lost	0-0	0-0
Penalties: Number-Yards	9-72	7-72
Punts-Yards	5-195 (39.0)	9-348 (38.7)
Kickoff returns-Yds-TD	0-0-0 (0.0)	2-52-0 (26.0)
Punt returns-Yards-TD	3-3-0 (1.0)	3-{-3}-0 (-1.0)
Interceptions-Yds-TD	0-0-0	0-0-0
Time of Possession	37:54	22:06
Third-Down Conversions	7-of-15	4-of-15
Fourth-Down Conversions	0-of-0	1-of-2
Red-Zone Scores-Chances	5-for-5	2-for-3
Sacks By: Number-Yards	0-0	3-23

INDIVIDUAL STATISTICS

Boise State

Rushing (Rushes-Yards-TDs): Mattison (19-110-0), Wolpin (10-51-0), Cozart (7-15-0), Mahone (1-3-0), Wilson (2-1-0), Team (3-{-3}-0), Rypien (3-{-13}-0)

Passing (Comp.-Att.-TD-Int.-Yards): Rypien (19-27-3-0-260), Cozart (5-7-2-0-110)

Receiving (Receptions-Yards-TDs): Wilson (6-94-1), Roh (4-87-2), Richardson (4-65-0), Thomas (3-32-0), Mattison (3-28-1), Modster (2-39-0), Evans (2-25-1)

Interceptions: None

Sacks: None

Utah State

Rushing (Rushes-Yards-TDs): Miller (7-40-0), Hunt (14-31-1), Love (4-14-0), Allen (1-6-0), Myers (1-2-0)

Passing (Comp.-Att.-TD-Int.-Yards): Love (17-32-1-0-168), Vaughns (0-1-0-0-0), Myers (1-1-0-0-18)

Receiving (Receptions-Yards-TDs): Raymond (5-30-0), Tarver (3-77-1), Hunt (3-1-0), Nathan (2-45-0), Vaughns (1-14-0), Roberts (1-8-0), Van Leeuwen (1-5-0), Terrell (1-3-0), Allen (1-3-0)

Interceptions: None

Sacks: Fortenberry (2.0), Latu (1.0)

GAME-BY-GAME SUMMARIES


GAME NINE

Boise State vs. Nevada

Nov. 4, 2017

Albertsons Stadium • Boise, Idaho
Att.: 30,858 • TV: ESPNU

BOISE, Idaho (AP) - Brett Rypien threw for 258 yards and two touchdowns and Alexander Mattison added a pair of scoring runs to lead Boise State to a 41-14 victory over Nevada. Boise State (7-2, 5-0 MW) won its fifth-straight game and also recorded its fifth-consecutive victory over conference rivals. Nevada (1-8, 1-4), which lost its previous two games by a combined total of five points against Colorado State and Air Force, looked overmatched after putting up a fight early.



SCORE BY QUARTER	1	2	3	4	F
Nevada	7	7	0	0	14
Boise State	10	21	7	3	41

SCORING SUMMARY

FIRST QUARTER

8:45	UNR	Moore 4-yd run (Pettit kick)	13 plays, 75 yards, TOP: 6:15
3:58	BSU	Hoggarth 20-yd field goal	11 plays, 70 yards, TOP: 4:42
1:42	BSU	Mattison 13-yd run (Hoggarth kick)	7 plays, 37 yards, TOP: 1:11

SECOND QUARTER

12:42	UNR	Armstrong 1-yd pass from Gangi (Pettit kick)	8 plays, 75 yards, TOP: 4:00
11:50	BSU	Wilson 44-yd pass from Rypien (Hoggarth kick)	2 plays, 46 yards, TOP: 0:50
5:35	BSU	Wolpin 1-yd run (Hoggarth kick)	7 plays, 47 yards, TOP: 3:00
0:31	BSU	Roh 25-yd pass from Rypien (Hoggarth kick)	7 plays, 75 yards, TOP: 2:18

THIRD QUARTER

11:03	BSU	Mattison 6-yd run (Hoggarth kick)	8 plays, 71 yards, TOP: 3:57
-------	-----	-----------------------------------	------------------------------

FOURTH QUARTER

12:48	BSU	Hoggarth 41-yd field goal	11 plays, 46 yards, TOP: 5:23
-------	-----	---------------------------	-------------------------------

TEAM STATISTICS

	NEVADA	BOISE STATE
First Downs	17	24
Net Yards Rushing	142	140
Net Yards Passing	160	339
Completions-Attempts-Int.	24-37-3	25-34-0
Total Offense (plays-yards)	66-302 (4.6)	69-479 (6.9)
Fumbles: Number-Lost	0-0	0-0
Penalties: Number-Yards	2-25	6-60
Punts-Yards	3-110 (36.7)	2-60 (30.0)
Kickoff returns-Yds-TD	3-67-0 (22.3)	2-47-0 (23.5)
Punt returns-Yards-TD	0-0-0 (0.0)	0-0-0 (0.0)
Interceptions-Yds-TD	0-0-0	3-30-0
Time of Possession	28:31	31:29
Third-Down Conversions	5-of-13	9-of-14
Fourth-Down Conversions	1-of-2	0-of-1
Red-Zone Scores-Chances	2-for-2	4-for-5
Sacks By: Number-Yards	0-0	1-3

INDIVIDUAL STATISTICS

Boise State

Rushing (Rushes-Yards-TDs): Mattison (12-64-2), Mahone (9-24-0), Cozart (6-24-0), Wolpin (5-17-1), Rypien (2-9-0), Roh (1-2-0)

Passing (Comp.-Att.-TD-Int.-Yards): Rypien (20-27-2-0-258), Cozart (3-5-0-0-35), Wilson (2-2-0-0-46)

Receiving (Receptions-Yards-TDs): Wilson (5-80-1), Roh (4-67-1), Richardson (3-37-0), Wolpin (2-27-0), Thomas (2-25-0), Dhaenens (2-17-0), Modster (2-15-0), Evans (2-11-0), Cozart (1-31-0), Rypien (1-15-0), Mattison (1-14-0)

Interceptions: Horton (1), Nawahine (1), Weaver (1)

Sacks: Weaver (1.0)

Nevada

Rushing (Rushes-Yards-TDs): Moore (17-106-1), Gangi (7-19-0), Wright (2-9-0), Kincaide (3-8-0)

Passing (Comp.-Att.-TD-Int.-Yards): Gangi (24-37-1-3-160)

Receiving (Receptions-Yards-TDs): Demps (6-61-0), O'Leary-Orange (6-46-0), Mannix (3-30-0), Celis (2-11-0), Armstrong (2-6-1), Scott (2-3-0), Moore (2-0-0), Wright (1-3-0)

Interceptions: None

Sacks: None

GAME 10

Boise State @ Colorado St

Nov. 11, 2017

CSU Stadium • Fort Collins, Colo.
Att.: 32,166 • TV: CBS SN

FORT COLLINS, Colo. (AP) - Brett Rypien threw four touchdown passes, including two in the final 1:41 of regulation, to help Boise State rally for a 59-52 overtime win over Colorado State. Rypien was 23-of-43 passing for 331 yards and Alexander Mattison had career highs of 242 yards rushing and three touchdowns for Boise State (8-2, 6-0 MW). Colorado State (6-5, 4-3) led 52-38 with 2:58 to go, before Rypien led the Broncos on scoring drive. Cedrick Wilson then recovered the ensuing onside kick and, five plays later, Rypien hit Jake Roh for a 6-yard score to tie it with 57 seconds remaining and force overtime. Mattison scored on the Broncos' first possession and Leighton Vander Esch forced a fumble that Tyler Horton recovered to seal the victory.



SCORE BY QUARTER	1	2	3	4	OT	F
Boise State	3	14	21	14	7	59
Colorado State	21	14	7	10	0	52

SCORING SUMMARY

FIRST QUARTER

12:14	CSU	Dawkins 10-yd run (Bryan kick)	7 plays, 75 yards, TOP: 2:46
6:51	BSU	Hoggarth 36-yd field goal	15 plays, 53 yards, TOP: 5:16
4:16	CSU	Fackrell 7-yd pass from Stevens (Bryan kick)	8 plays, 75 yards, TOP: 2:33
0:40	CSU	Gallup 4-yd pass from Stevens (Bryan kick)	8 plays, 36 yards, TOP: 2:28

SECOND QUARTER

11:19	CSU	Boddie 1-yd run (Bryan kick)	10 plays, 64 yards, TOP: 3:17
8:20	BSU	Roh 9-yd pass from Rypien (Hoggarth kick)	6 plays, 75 yards, TOP: 2:59
2:26	CSU	Dawkins 2-yd run (Bryan kick)	14 plays, 73 yards, TOP: 5:45
1:34	BSU	Mattison 26-yd run (Hoggarth kick)	5 plays, 75 yards, TOP: 0:52

THIRD QUARTER

14:18	BSU	Mattison 70-yd run (Hoggarth kick)	2 plays, 75 yards, TOP: 0:42
12:01	BSU	Dhaenens 25-yd pass from Rypien (Hoggarth kick)	4 plays, 51 yards, TOP: 1:38
4:57	CSU	Stevens 10-yd run (Bryan kick)	8 plays, 68 yards, TOP: 3:50
0:44	BSU	Mahone 6-yd run (Hoggarth kick)	10 plays, 86 yards, TOP: 4:04

FOURTH QUARTER

10:50	CSU	Bryan 19-yd field goal	11 plays, 74 yards, TOP: 4:54
3:02	CSU	Boddie 4-yd run (Bryan kick)	6 plays, 43 yards, TOP: 2:58
1:41	BSU	Modster 13-yd pass from Rypien (Hoggarth kick)	10 plays, 75 yards, TOP: 1:14
0:57	BSU	Roh 6-yd pass from Rypien (Hoggarth kick)	5 plays, 45 yards, TOP: 0:43

OT

BSU	Mattison 4-yd run (Hoggarth kick)	4 plays, 25 yards
-----	-----------------------------------	-------------------

TEAM STATISTICS

	BOISE STATE	COLORADO STATE
First Downs	33	33
Net Yards Rushing	310	261
Net Yards Passing	331	309
Completions-Attempts-Int.	23-45-1	29-43-1
Total Offense (plays-yards)	84-641 (7.6)	95-570 (6.0)
Fumbles: Number-Lost	1-1	1-1
Penalties: Number-Yards	6-54	2-19
Punts-Yards	3-127 (42.3)	4-165 (41.2)
Kickoff returns-Yds-TD	5-114-0 (22.8)	3-92-0 (30.7)
Punt returns-Yards-TD	1-1-0 (1.0)	0-0-0 (0.0)
Interceptions-Yds-TD	1-0-0	1-0-0
Time of Possession	24:26	35:34
Third-Down Conversions	9-of-13	8-of-16
Fourth-Down Conversions	0-of-0	1-of-1
Red-Zone Scores-Chances	6-for-6	8-for-9
Sacks By: Number-Yards	2-4	2-8

INDIVIDUAL STATISTICS

Boise State

Rushing (Rushes-Yards-TDs): Mattison (23-242-3), Cozart (7-30-0), Wolpin (5-28-0), Mahone (1-6-1), Rypien (3-4-0)

Passing (Comp.-Att.-TD-Int.-Yards): Rypien (23-43-4-1-331), Modster (0-1-0-0-0), Cozart (0-1-0-0-0)

Receiving (Receptions-Yards-TDs): Roh (5-62-2), Modster (5-62-1), Evans (4-43-0), Wilson (3-73-0), Mattison (3-44-0), Richardson (2-22-0), Dhaenens (1-25-1)

Interceptions: A. Williams (1)

Sacks: Locher (1.0), Miles (1.0)

Colorado State

Rushing (Rushes-Yards-TDs): Dawkins (32-161-2), Boddie (13-84-2), Stevens (5-11-1), May (1-3-0), Prentice (1-2-0)

Passing (Comp.-Att.-TD-Int.-Yards): Stevens (29-43-2-1-309)

Receiving (Receptions-Yards-TDs): Gallup (11-102-1), Johnson (5-44-0), Clark (5-42-0), Dawkins (4-67-0), Jackson (2-39-0), Boddie (1-8-0), Fackrell (1-7-1)

Interceptions: Fogal (1)

Sacks: Colorito (1.0), King (1.0)

GAME-BY-GAME SUMMARIES


GAME 11

#25 Boise State vs Air Force

Nov. 18, 2017

Albertsons Stadium • Boise, Idaho
Att.: 33,030 • TV: ESPN2

BOISE, Idaho (AP) - Brett Rypien threw for 300 yards and three touchdowns as Boise State won its seventh straight game with a 44-19 win over Air Force. Boise State (9-2, 7-0 MW), which snapped a three-game losing streak to the Falcons, won the Mountain Division for the first time since 2014. Air Force (4-7, 3-4) lost its third straight and watched its bowl hopes dashed in the process. The Broncos scored the game's first 17 points and removed any potential drama, leading from start to finish.



SCORE BY QUARTER	1	2	3	4	F
Air Force	7	3	0	9	19
Boise State	17	10	10	7	44

SCORING SUMMARY

FIRST QUARTER

12:08	BSU	Hoggarth 22-yd field goal	6 plays, 22 yards, TOP: 2:28
9:21	BSU	Richardson 87-yd pass from Rypien (Hoggarth kick)	1 play, 87 yards, TOP: 0:12
4:47	BSU	Modster 8-yd pass from Rypien (Hoggarth kick)	6 plays, 23 yards, TOP: 2:07
0:42	AF	Romine 1-yd run (Strebel kick)	8 plays, 76 yards, TOP: 4:05

SECOND QUARTER

10:39	BSU	Hoggarth 28-yd field goal	10 plays, 62 yards, TOP: 5:03
9:22	BSU	Horton 21-yd fumble recovery (Hoggarth kick)	
0:00	AF	Strebel 45-yd field goal	6 plays, 38 yards, TOP: 2:19

THIRD QUARTER

12:23	BSU	Evans 7-yd pass from Rypien (Hoggarth kick)	7 plays, 75 yards, TOP: 2:37
3:45	BSU	Hoggarth 21-yd field goal	10 plays, 67 yards, TOP: 6:05

FOURTH QUARTER

12:59	AF	Philichi 43-yd field goal	11 plays, 51 yards, TOP: 5:46
6:02	AF	Birdow 6-yd run (Sanders rush failed)	11 plays, 79 yards, TOP: 3:46
1:42	BSU	Wolpin 1-yd run (Hoggarth kick)	7 plays, 44 yards, TOP: 4:20

TEAM STATISTICS

	AIR FORCE	BOISE STATE
First Downs	18	19
Net Yards Rushing	181	90
Net Yards Passing	115	338
Completions-Attempts-Int.	7-13-0	18-26-0
Total Offense (plays-yards)	64-296 (4.6)	55-428 (7.8)
Fumbles: Number-Lost	5-3	0-0
Penalties: Number-Yards	6-63	6-53
Punts-Yards	3-139 (46.3)	1-40 (40.0)
Kickoff returns-Yds-TD	3-49-0 (16.3)	2-48-0 (24.0)
Punt returns-Yards-TD	0-0-0 (0.0)	1-0-0 (0.0)
Interceptions-Yds-TD	0-0-0	0-0-0
Time of Possession	30:34	29:26
Third-Down Conversions	5-of-11	6-of-12
Fourth-Down Conversions	1-of-1	0-of-0
Red-Zone Scores-Chances	2-for-2	6-for-6
Sacks By: Number-Yards	0-0	4-20

INDIVIDUAL STATISTICS

Boise State

Rushing (Rushes-Yards-TDs): Mattison (17-42-0), Wolpin (6-40-1), Cozart (3-6-0), Roh (1-3-0), Rypien (1-1-0), Wilson (1-{-2}-0)

Passing (Comp.-Att.-TD-Int.-Yards): Rypien (16-22-3-0-300), Cozart (2-4-0-0-38)

Receiving (Receptions-Yards-TDs): Wilson (5-107-0), Modster (4-42-1), Richardson (3-123-1), Mattison (2-38-0), Dhaenens (1-11-0), Thomas (1-8-0), Evans (1-7-1), Roh (1-2-0)

Interceptions: None

Sacks: Frazier (1.0), Rufai (1.0), Weaver (1.0), D. Williams (1.0)

Air Force

Rushing (Rushes-Yards-TDs): Romine (16-54-1), Stafford (12-37-0), McVey (7-30-0), Fagan (2-18-0), Cleveland (4-18-0), Sanders (4-11-0), Birdow (2-8-1), Eriksen (2-4-0), Miller (1-1-0), Team (1-0-0)

Passing (Comp.-Att.-TD-Int.-Yards): Romine (7-10-0-0-115), Sanders (0-3-0-0-0)

Receiving (Receptions-Yards-TDs): Bennett (3-63-0), Stafford (2-19-0), Waguespack (1-28-0), Eriksen (1-5-0)

Interceptions: None

Sacks: None


GAME 12

#23 Boise State @ Fresno State

Nov. 25, 2017

Bulldog Stadium • Fresno, Calif.
Att.: 31,526 • TV: CBS SN

FRESNO, Calif. (AP) - Marcus McMaryion threw for 332 yards and two touchdowns and Fresno State beat No. 23 Boise State 28-17 on Saturday in a preview of the Mountain West title game. West champion Fresno State (9-3, 7-1) and Mountain winner Boise State (9-3, 7-1) had already wrapped up the division titles. They will meet in the MWC championship game at a site to be determined. A summer transfer from Oregon State, McMaryion was 23 of 36 with no interceptions. He put away the game with an 81-yard strike to KeeSean Johnson midway through the fourth quarter. Fresno State held Boise State's to its fewest points of the season.



SCORE BY QUARTER	1	2	3	4	F
Boise State	7	0	3	7	17
Fresno State	7	3	6	12	28

SCORING SUMMARY

FIRST QUARTER

10:58	FS	Johnson 5-yd pass from McMaryion (Camacho kick)	11 plays, 71 yards, TOP: 4:02
7:54	BSU	Richardson 4-yd pass from Cozart (Hoggarth kick)	6 plays, 75 yards, TOP: 3:04

SECOND QUARTER

0:05	FS	Camacho 22-yd field goal	12 plays, 81 yards, TOP: 4:30
------	----	--------------------------	-------------------------------

THIRD QUARTER

5:52	FS	Mims 1-yd run (Virgil pass failed)	7 plays, 67 yards, TOP: 2:38
1:55	BSU	Hoggarth 24-yd field goal	9 plays, 72 yards, TOP: 3:48

FOURTH QUARTER

14:18	FS	Camacho 41-yd field goal	9 plays, 52 yards, TOP: 2:37
9:05	BSU	Mattison 1-yd run (Hoggarth kick)	11 plays, 75 yards, TOP: 5:13
8:45	FS	Johnson 81-yd pass from McMaryion (Camacho kick)	1 play, 81 yards, TOP: 0:14
1:17	FS	Forrester safety	

TEAM STATISTICS

	BOISE STATE	FRESNO STATE
First Downs	19	18
Net Yards Rushing	107	99
Net Yards Passing	294	332
Completions-Attempts-Int.	25-36-0	23-36-0
Total Offense (plays-yards)	67-401 (6.0)	66-431 (6.5)
Fumbles: Number-Lost	0-0	1-0
Penalties: Number-Yards	6-48	3-40
Punts-Yards	4-148 (37.0)	5-198 (39.6)
Kickoff returns-Yds-TD	3-58-0 (19.3)	2-44-0 (22.0)
Punt returns-Yards-TD	0-0-0 (0.0)	0-0-0 (0.0)
Interceptions-Yds-TD	0-0-0	0-0-0
Time of Possession	32:16	27:44
Third-Down Conversions	6-of-14	9-of-16
Fourth-Down Conversions	0-of-2	0-of-0
Red-Zone Scores-Chances	3-for-3	3-for-3
Sacks By: Number-Yards	0-0	2-20

INDIVIDUAL STATISTICS

Boise State

Rushing (Rushes-Yards-TDs): Mattison (15-63-1), Cozart (4-24-0), Wolpin (6-17-0), Wilson (1-9-0), Rypien (5-{-6}-0)

Passing (Comp.-Att.-TD-Int.-Yards): Rypien (22-31-0-0-278), Cozart (3-5-1-0-16)

Receiving (Receptions-Yards-TDs): Wilson (7-134-0), Richardson (4-25-1), Mattison (3-37-0), Modster (3-29-0), Dhaenens (2-27-0), Bates (2-17-0), Thomas (2-12-0), Evans (1-9-0), Wolpin (1-4-0)

Interceptions: None

Sacks: None

Fresno State

Rushing (Rushes-Yards-TDs): Mims (11-43-1), McMaryion (4-27-0), Rivers (5-12-0), Scott (2-10-0), Hokit (5-9-0), O'Neal (1-2-0), Team (2-{-4}-0)

Passing (Comp.-Att.-TD-Int.-Yards): McMaryion (23-36-2-0-332)

Receiving (Receptions-Yards-TDs): Johnson (6-119-2), Jordan (4-91-0), Rice (3-54-0), Scott (3-35-0), Rivers (3-8-0), O'Neal (2-17-0), Hokit (1-7-0), Mims (1-1-0)

Interceptions: None

Sacks: Forrester (1.0), Madsen (1.0)

GAME-BY-GAME SUMMARIES

GAME 13

Boise State vs. #25 Fresno St

Dec. 2, 2017

Albertsons Stadium • Boise, Idaho

Att.: 24,515 • TV: ESPN



BOISE, Idaho (AP) - Brett Rypien threw for 246 yards and led a fourth-quarter comeback to help Boise State beat No. 25 Fresno State 17-14 in the MW Championship. Boise State (10-3), which lost 28-17 to the Bulldogs a week ago in Fresno in the regular-season finale, won its second conference title in four years. Fresno State (9-4), which hasn't won in Boise since 1984, still completed one of the best turnarounds in college history under first-year coach Jeff Tedford after going 1-11 a year ago. Boise State had only mustered 103 yards of offense on its first four possessions of the second half until the Broncos broke out. Rypien hit Cedrick Wilson on a 59-yard pass play to the Fresno State 36. After a pass interference call in the end zone put the ball at the 2, Ryan Wolpin, filling in for injured starting running back Alexander Mattison, powered his way into the end zone to give Boise State the decisive score.

SCORE BY QUARTER	1	2	3	4	F
Fresno State	0	14	0	0	14
Boise State	3	7	0	7	17

SCORING SUMMARY

FIRST QUARTER

2:10 BSU Hoggarth 31-yd field goal 10 plays, 60 yards, TOP: 3:46

SECOND QUARTER

8:01 FS McMaryion 1-yd run (Camacho kick) 10 plays, 66 yards, TOP: 3:43

4:08 BSU Mattison 3-yd run (Hoggarth kick) 3 plays, 4 yards, TOP: 1:19

1:53 FS McMaryion 8-yd run (Camacho kick) 5 plays, 77 yards, TOP: 2:15

THIRD QUARTER

FOURTH QUARTER

4:42 BSU Wolpin 2-yd run (Hoggarth kick) 7 plays, 90 yards, TOP: 3:03

TEAM STATISTICS

	FRESNO STATE	BOISE STATE
First Downs	19	19
Net Yards Rushing	137	109
Net Yards Passing	172	255
Completions-Attempts-Int.	16-34-1	17-32-0
Total Offense (plays-yards)	69-309 (4.5)	70-364 (5.2)
Fumbles: Number-Lost	2-0	0-0
Penalties: Number-Yards	8-57	9-70
Punts-Yards	8-326 (40.8)	8-289 (36.1)
Kickoff returns-Yds-TD	1-23-0 (23.0)	3-52-0 (17.3)
Punt returns-Yards-TD	1-0-0 (0.0)	2-41-0 (20.5)
Interceptions-Yds-TD	0-0-0	1-9-0
Time of Possession	29:28	30:32
Third-Down Conversions	2-of-13	6-of-17
Fourth-Down Conversions	1-of-1	0-of-0
Red-Zone Scores-Chances	2-for-2	3-for-4
Sacks By: Number-Yards	4-13	2-12

INDIVIDUAL STATISTICS

Boise State

Rushing (Rushes-Yards-TDs): Wolpin (11-50-1), Mattison (14-50-1), Mahone (2-12-0), Cozart (1-2-0), Wilson (2-1-0), Rypien (5-{-3}-0), Team (3-{-3}-0)

Passing (Comp.-Att.-TD-Int.-Yards): Rypien (16-30-0-0-246), Cozart (1-2-0-0-9)

Receiving (Receptions-Yards-TDs): Wilson (8-148-0), Richardson (2-53-0), Mattison (2-5-0), Bates (1-17-0), Modster (1-12-0), Thomas (1-9-0), Dhaenens (1-6-0), Cozart (1-5-0)

Interceptions: Vander Esch (1)

Sacks: Weaver (1.0), D. Williams (1.0)

Fresno State

Rushing (Rushes-Yards-TDs): Hokit (9-46-0), McMaryion (7-33-2), Scott (4-25-0), Rivers (4-17-0), Mims (6-14-0), O'Neal (4-4-0), Team (1-{-2}-0)

Passing (Comp.-Att.-TD-Int.-Yards): McMaryion (16-34-0-1-172)

Receiving (Receptions-Yards-TDs): Johnson (5-58-0), Rice (3-44-0), O'Neal (2-23-0), Jordan (2-18-0), Scott (2-3-0), Mims (1-15-0), Rivers (1-11-0)

Interceptions: None

Sacks: Helmuth (2.0), Forrester (1.0), Stanley (1.0)

2017 ROSTERS

NUMERICAL

ALPHABETICAL

NO	NAME	POS	NO.	NAME	POS	HT	WT	CL	EX	HOMETOWN (HS/JC)
1	Cedrick Wilson	WR	30	Ravon Alexander	WR	5-11	174	JR	TR	Hayward, Calif. (Lincoln HS/Modesto JC)
3	Montell Cozart	QB	90	Daniel Auelua	DT	6-2	298	SR	1L	Alpine, Utah (Lone Peak HS/Mesa CC)
4	DeAndre Pierce	CB	75	Kole Bailey	OL	6-4	297	RS-FR	RS	Twin Falls, Idaho (Twin Falls HS)
4	Brett Rypien	QB	89	Brock Barr	WR	6-3	204	RS-SR	1L	Redding, Calif. (Enterprise HS / Shasta College)
5	Garrett Collingham	SLB	85	John Bates	TE	6-6	253	RS-FR	RS	Lebanon, Ore. (Lebanon HS)
6	CT Thomas	WR	29	Drake Beasley	RB	5-11	178	FR	HS	La Canada, Calif. (La Canada HS)
7	Ezekiel Noa	WLB	86	Chase Blakley	TE	6-4	233	RS-JR	1L	Coeur d'Alene, Idaho (Coeur d'Alene HS)
7	A.J. Richardson	WR	80	Christian Blaser	WR	6-1	179	RS-FR	RS	Meridian, Idaho (Rocky Mountain HS)
8	Jabril Frazier	STUD	16	Tanner Bolt	QB	5-11	194	FR	HS	Prosser, Wash. (Prosser HS)
8	Sean Modster	WR	42	Clay Bowler	SLB	6-0	192	FR	HS	Holtville, Calif. (Holtville HS)
9	Desmond Williams	SLB	24	Breydon Boyd	MLB	6-3	221	FR	HS	Katy, Texas (Katy HS)
10	Chase Cord	QB	18	Jermani Brown	CB	5-9	170	FR	HS	Midlothian, Va. (Midlothian HS)
10	Kekoa Nawahine	S	81	Akilian Butler	WR	5-10	193	JR	2L	Dallas, Texas (West Mesquite HS)
13	Marques Evans	CB	51	Daniel Cantrell	LS	6-0	221	FR	HS	Boise, Idaho (Bishop Kelly HS)
14	Tyler Horton	CB	76	Ezra Cleveland	OL	6-6	296	RS-FR	RS	Spanaway, Wash. (Bethel HS)
15	Evan Tyler	S	83	Damon Cole	WR	6-0	165	FR	HS	Richmond, Calif. (El Cerrito HS)
15	Jalen Walker	S	5	Garrett Collingham	SLB	6-4	228	RS-SO	1L	Meridian, Idaho (Mountain View HS)
16	Tanner Bolt	QB	31	Justin Collins	WR	5-9	181	SO	TR	Los Angeles, Calif. (Carson HS/Long Beach City College)
17	Austin Cottrell	WR	10	Chase Cord	QB	6-2	196	FR	HS	Peoria, Ariz. (Sunrise Mountain HS)
18	Jermani Brown	CB	17	Austin Cottrell	WR	6-2	203	SR	2L	Glendale, Ariz. (Mountain Ridge HS / Scottsdale CC)
19	Aisa Kelemete	STUD	3	Montell Cozart	QB	6-1	205	RS-SR	TR	Kansas City, Mo. (Bishop Miege HS/Kansas)
20	Roman Kafentzis	SLB	73	Nick Crabtree	OL	6-7	270	RS-FR	RS	Huntington Beach, Calif. (Huntington Beach HS)
21	Tyrique Jones	S	48	Bruno DeRose	WLB	5-11	216	RS-FR	RS	Pueblo, Colo. (Pueblo East HS)
21	Ryan Wolpin	RB	87	Alec Dhaenens	TE	6-3	246	RS-SR	3L	Fruitland, Idaho (Fruitland HS)
22	Alexander Mattison	RB	69	Austin Dixon	OL	6-6	286	RS-FR	RS	Tempe, Ariz. (Corona del Sol HS)
23	Damion Wright	S	13	Marques Evans	CB	5-11	174	FR	HS	Pasadena, Calif. (Newbury Park HS)
24	Breydon Boyd	MLB	82	Octavius Evans	WR	6-1	195	FR	HS	Center, Texas (Center HS)
25	Benton Wickersham	MLB	57	Emmanuel Fesili	NT	6-2	302	SO	SQ	Long Beach, Calif. (Long Beach Poly HS)
26	Avery Williams	CB	8	Jabril Frazier	STUD	6-4	243	RS-JR	2L	Los Angeles, Calif. (Verbum Dei HS)
28	Kekaula Kaniho	S	59	Mason Hampton	OL	6-3	295	RS-SR	3L	Meridian, Idaho (Meridian HS)
29	Drake Beasley	RB	32	Jordan Happle	S	5-11	198	RS-FR	RS	Portland, Ore. (Jesuit HS)
30	Ravon Alexander	WR	71	Donte Harrington	OL	6-2	298	RS-FR	RS	San Clemente, Calif. (San Clemente HS)
30	Robert Lewis	CB	37	Cameron Hartsfield	S	5-10	197	RS-SR	3L	Allen, Texas (Allen HS)
31	Justin Collins	WR	93	Chase Hatada	DT	6-3	267	SO	1L	Rocklin, Calif. (Rocklin HS)
31	Skyler Seibold	S	41	Will Heffner	SLB	6-2	226	RS-SO	SQ	Boise, Idaho (Bishop Kelly HS)
32	Jordan Happle	S	96	Haden Hoggarth	K	6-0	198	RS-JR	TR	Ormond Beach, Fla. (Seabreeze HS / Bethune-Cookman)
32	Jahred Silofau	RB	14	Tyler Horton	CB	5-11	188	JR	2L	Fresno, Calif. (Edison HS)
33	Gabe Perez	SLB	56	Joseph Inda	MLB	6-0	233	RS-JR	TR	Anaheim, Calif. (Katella HS/Golden West College)
34	Robert Mahone	RB	21	Tyrique Jones	S	6-2	183	FR	HS	San Bernardino, Calif. (San Gorgonio HS)
34	Solo Taylor	MLB	20	Roman Kafentzis	SLB	6-1	193	FR	HS	Rancho Santa Margarita, Calif. (Mater Dei HS)
35	Derriyon Shaw	DE	28	Kekaula Kaniho	S	5-10	175	FR	HS	Kahuku, Hawaii (Kahuku HS)
36	Blake Whitlock	WLB	19	Aisa Kelemete	STUD	6-4	243	FR	HS	Pocatello, Idaho (Highland HS)
37	Cameron Hartsfield	S	67	Garrett Larson	OL	6-4	295	RS-SO	SQ	Fruitland, Idaho (Fruitland HS)
38	Leighton Vander Esch	WLB	74	Archie Lewis	OL	6-3	299	RS-SR	3L	Rancho Cucamonga, Calif. (Rancho Cucamonga HS)
39	Jake Shaddox	RB	30	Robert Lewis	CB	5-10	175	RS-FR	RS	Los Angeles, Calif. (Hawkins HS)
40	Jabari Watson	DT	54	Matt Locher	NT	6-2	281	RS-SO	SQ	Los Alamitos, Calif. (Los Alamitos HS)
41	Will Heffner	SLB	98	Sonatane Lui	NT	6-1	305	SO	1L	Sandy, Utah (Alta HS)
42	Clay Bowler	SLB	49	John Mackesy	LB	6-1	221	JR	TR	Phelan, Calif. (Serrano HS/Chaffey College)
43	Joe Provenzano	MLB	94	Kevin Madigan	K	5-11	189	FR	HS	Coppell, Texas (Coppell HS)
44	Riley Whimpey	WLB	58	Tyson Maeva	MLB	6-0	214	SO	1L	San Diego, Calif. (Cathedral Catholic HS)
45	Kayode Rufai	DE	34	Robert Mahone	RB	5-10	211	RS-FR	RS	Prosper, Texas (Prosper HS)
46	Joel Velazquez	K/P	22	Alexander Mattison	RB	5-11	214	SO	1L	San Bernardino, Calif. (San Bernardino HS)
47	Matt Pistone	TE	91	Durrant Miles	DE	6-5	253	JR	2L	South Jordan, Utah (Bingham HS)
47	Ma'a Tanuvasa	S	55	David Moa	DT	6-3	271	RS-JR	2L	San Diego, Calif. (Kearny HS)
48	Bruno DeRose	WLB	8	Sean Modster	WR	5-11	196	RS-JR	2L	Mission Viejo, Calif. (Mission Viejo HS)
49	John Mackesy	LB	77	John Molchon	OL	6-5	313	RS-SO	1L	Las Vegas, Nev. (Faith Lutheran HS)
49	Quinn Skillin	P	66	Isiah Moore	OL	6-4	275	JR	TR	Tiffin, Ohio (Columbian HS/Mesa CC)
50	Nicholai Pitman	LS	10	Kekoa Nawahine	S	6-2	199	SO	1L	Meridian, Idaho (Rocky Mountain HS)
51	Daniel Cantrell	LS	7	Ezekiel Noa	WLB	5-11	241	FR	HS	Spring Valley, Calif. (Helix HS)

2017 ROSTERS

ALPHABETICAL

NO	NAME	POS	HT	WT	CL	EX	HOMETOWN (HS/JC)
70	John Ojukwu	OL	6-6	297	FR	HS	Boise, Idaho (Boise HS)
33	Gabe Perez	SLB	6-4	246	RS-SR	2L	Placentia, Calif. (Valencia HS)
4	DeAndre Pierce	CB	5-11	174	SO	1L	Long Beach, Calif. (Long Beach Poly HS)
47	Matt Pistone	TE	6-3	247	RS-SO	SQ	Yuma, Ariz. (Yuma Catholic HS)
50	Nicholai Pitman	LS	5-11	230	SO	SQ	Boise, Idaho (Timberline HS)
78	Andres Preciado	OL	6-6	292	RS-JR	2L	Imperial Beach, Calif. (Mar Vista HS)
43	Joe Provenzano	MLB	5-11	224	RS-JR	SQ	Glendora, Calif. (Damien HS)
95	Nick Provenzano	WLB	5-11	216	RS-FR	RS	Glendora, Calif. (Damien HS)
79	Eric Quevedo	OL	6-4	304	RS-SO	SQ	West Covina, Calif. (West Covina HS)
7	A.J. Richardson	WR	6-0	209	RS-JR	2L	Lomita, Calif. (Narbonne HS)
88	Jake Roh	TE	6-3	227	RS-SR	3L	Scottsdale, Ariz. (Chaparral HS)
45	Kayode Rufai	DE	6-4	254	RS-FR	RS	Portland, Ore. (Lincoln HS)
4	Brett Rypien	QB	6-2	208	JR	2L	Spokane, Wash. (Shadle Park HS)
31	Skyler Seibold	S	6-1	210	RS-JR	1L	Temecula, Calif. (Chaparral HS)
92	Paul Semons	DT	6-3	274	RS-JR	1L	Eagle, Idaho (Eagle HS)
39	Jake Shaddox	RB	5-11	216	RS-SO	SQ	Redding, Calif. (Foothill HS/Azusa Pacific)
35	Derriyon Shaw	DE	6-2	223	RS-FR	RS	North Las Vegas, Nev. (Legacy HS)
32	Jahred Silofau	RB	5-8	210	FR	HS	Honolulu, Hawai'i (St. Louis School)
97	Austin Silsby	DT	6-3	255	RS-SR	1L	Kuna, Idaho (Kuna HS)
49	Quinn Skillin	P	6-4	185	RS-JR	TR	San Diego, Calif. (University City HS/Wagner College)
68	Jake Stetz	OL	6-2	293	FR	HS	San Marcos, Calif. (Mission Hills HS)
47	Ma'a Tanuvasa	S	6-1	197	RS-FR	RS	Mililani, Hawaii (Mililani HS)
34	Solo Taylor	MLB	6-2	220	RS-FR	RS	Rigby, Idaho (Rigby HS)
52	Andrew Tercek	OL	6-1	278	RS-SR	2L	San Antonio (East Central HS)
6	CT Thomas	WR	5-8	152	FR	HS	Lancaster, Texas (Lancaster HS)
65	Zachary Troughton	OL	6-6	319	JR	TR	Maxwell, Calif. (Maxwell HS/Butte CC)
15	Evan Tyler	S	6-2	187	RS-SO	1L	Corona, Calif. (Eleanor Roosevelt HS)
38	Leighton Vander Esch	WLB	6-4	240	RS-JR	2L	Riggins, Idaho (Salmon River HS)
46	Joel Velazquez	K/P	6-0	228	RS-FR	RS	Mission Viejo, Calif. (Trabuco Hills HS)
64	Ben Vering	OL	6-4	258	RS-FR	RS	Boise, Idaho (Capital HS)
15	Jalen Walker	S	6-0	172	RS-FR	RS	Lawndale, Calif. (Lawndale HS)
40	Jabari Watson	DT	6-1	261	RS-FR	RS	Rancho Cucamonga, Calif. (Summit HS)
99	Curtis Weaver	STUD	6-3	252	RS-FR	RS	Long Beach, Calif. (St. Anthony HS)
44	Riley Whimpey	WLB	6-1	212	FR	HS	San Clemente, Calif. (San Clemente HS)
36	Blake Whitlock	WLB	6-1	222	SR	1L	Reno, Nev. (Galena HS/Saddleback College)
53	Sam Whitney	STUD	6-2	231	RS-SO	SQ	Folsom, Calif. (Folsom HS)
25	Benton Wickersham	MLB	6-2	231	FR	HS	Elko, Nev. (Elko HS)
26	Avery Williams	CB	5-9	194	RS-FR	RS	Pasadena, Calif. (JSerra Catholic HS)
9	Desmond Williams	SLB	5-11	201	RS-FR	RS	Corona, Calif. (Centennial HS)
1	Cedrick Wilson	WR	6-3	189	SR	1L	Memphis, Tenn. (White Station HS / Coffeyville CC)
21	Ryan Wolpin	RB	5-8	195	RS-SR	2L	Trabuco Canyon, Calif. (Santa Margarita HS / N. Colorado)
23	Damion Wright	S	6-0	194	RS-SO	SQ	Los Angeles, Calif. (Bishop Mora Salesian HS)

NUMERICAL

NO	NAME	POS
52	Andrew Tercek	OL
53	Sam Whitney	STUD
54	Matt Locher	NT
55	David Moa	DT
56	Joseph Inda	MLB
57	Emmanuel Fesili	NT
58	Tyson Maeva	MLB
59	Mason Hampton	OL
64	Ben Vering	OL
65	Zachary Troughton	OL
66	Isiah Moore	OL
67	Garrett Larson	OL
68	Jake Stetz	OL
69	Austin Dixon	OL
70	John Ojukwu	OL
71	Donte Harrington	OL
73	Nick Crabtree	OL
74	Archie Lewis	OL
75	Kole Bailey	OL
76	Ezra Cleveland	OL
77	John Molchon	OL
78	Andres Preciado	OL
79	Eric Quevedo	OL
80	Christian Blaser	WR
81	Akilian Butler	WR
82	Octavius Evans	WR
83	Damon Cole	WR
85	John Bates	TE
86	Chase Blakley	TE
87	Alec Dhaenens	TE
88	Jake Roh	TE
89	Brock Barr	WR
90	Daniel Auelua	DT
91	Durrant Miles	DE
92	Paul Semons	DT
93	Chase Hatada	DT
94	Kevin Madigan	K
95	Nick Provenzano	WLB
96	Haden Hoggarth	K
97	Austin Silsby	DT
98	Sonatane Lui	NT
99	Curtis Weaver	STUD

PRONUNCIATION GUIDE

Ravon Alexander	RAY-von	Chase Hatada	huh-TAH-duh	Kekoa Nawahine	KAY-ko-uh /
Daniel Auelua	ah-way-LOO-uh	Haden Hoggarth	HO-garth		nah-wuh-HEE-nay
Chase Blakley	BLAKE-lee	Roman Kafentzis	kuh-FENCE-iss	John Ojukwu	oh-JOO-koo
Christian Blaser	BLAZE-uhr	Kekaula Kaniho	kay-COW-luh /	Matt Pistone	pis-TONE-ee
Clay Bowler	BOH-luhr		kuh-NEE-ho	Andres Preciado	press-ee-AH-doe
Breydon Boyd	BRAY-den	Aisa Kelemete	ICE-uh /	Eric Quevedo	kay-VAY-doe
Jermani Brown	Germany		kell-uh-MET-ay	Jake Roh	row
Akilian Butler	uh-KILL-yun	Matt Locher	lock-er	Kayode Rufai	KY-oh-day / roo-fye
Ezra Cleveland	EZZ-ruh	Sonatane Lui	SO-nuh-TAH-nay / LOO-ee	Brett Rypien	RIP-in
Austin Cottrell	cuh-TRELL	John Mackesy	MACK-uh-see	Skyler Seibold	SEE-bold
Montell Cozart	COE-zart	Tyson Maeva	my-A-vuh	Jake Shaddox	SHAD-ucks
Alec Dhaenens	DAY-nenz	David Moa	MO-uh	Jahred Silofau	JAH.red / SEE-lo-fow
Marques Evans	Marcus	John Molchon	MOLE-chon	Andrew Tercek	TUHR-sek
Emmanuel Fesili	feh-SILL-ee	Isiah Moore	eye-ZAY-uh	Zachary Troughton	TRO-tun
Jabril Frazier	juh-BRILL			Ryan Wolpin	WOLE-pin

The Automated ScoreBook
Boise State Combined Team Statistics (as of Dec 02, 2017)
All games

Date	Opponent	Score	Att.	Record:	Overall	Home	Away	Neutral
Sep 02, 2017	TROY	W 24-13	31581	All games	10-3	6-1	4-2	0-0
Sep 09, 2017	at #20 Washington State	L 44-47	32631	Conference	7-1	4-0	3-1	0-0
* Sep 14, 2017	NEW MEXICO	W 28-14	28385	Non-Conference	3-2	2-1	1-1	0-0
Sep 22, 2017	VIRGINIA	L 23-42	33947					
Oct 06, 2017	at BYU	W 24-7	59753	Team Statistics			BSU	OPP
* Oct 14, 2017	at #19 San Diego State	W 31-14	49053	FIRST DOWNS			268	236
* Oct 21, 2017	WYOMING	W 24-14	35565	Rushing			101	95
* Oct 28, 2017	at Utah State	W 41-14	19012	Passing			148	124
* Nov 04, 2017	NEVADA	W 41-14	30858	Penalty			19	17
* Nov 11, 2017	at Colorado State	W 59-52	32166	RUSHING YARDAGE			1897	1636
* Nov 18, 2017	AIR FORCE	W 44-19	33030	Rushing Attempts			485	467
* Nov 25, 2017	at Fresno State	L 17-28	31526	Average Per Rush			3.9	3.5
Dec 02, 2017	#25 FRESNO STATE	W 17-14	24515	Average Per Game			145.9	125.8

Rushing	gp	att	gain	loss	net	avg	td	lg	avg/g
MATTISON, Alex	13	209	1103	29	1074	5.1	12	70	82.6
WOLPIN, Ryan	13	99	394	17	377	3.8	4	18	29.0
COZART, Montell	13	86	405	44	361	4.2	4	28	27.8
MAHONE, Robert	12	23	92	11	81	3.5	1	15	6.8
ROH, Jake	12	7	28	0	28	4.0	2	12	2.3
WILSON, Cedrick	13	7	13	4	9	1.3	0	9	0.7
THOMAS, CT	13	2	8	0	8	4.0	0	7	0.6
Total	13	485	2162	265	1897	3.9	23	70	145.9
Opponents	13	467	1942	306	1636	3.5	20	56	125.8

Passing	gp	effic	comp-att-int	pct	yds	td	lg	avg/g
RYPIEN, Brett	12	144.02	197-310-4	63.5	2515	14	87	209.6
COZART, Montell	13	164.25	59-93-1	63.4	747	10	47	57.5
WILSON, Cedrick	13	293.20	2-2-0	100.0	46	0	31	3.5
MODSTER, Sean	13	0.00	0-1-0	0.0	0	0	0	0.0
Total	13	149.03	258-406-5	63.5	3308	24	87	254.5
Opponents	13	116.99	254-434-13	58.5	2741	15	89	210.8

Receiving	gp	no.	yds	avg	td	lg	avg/g
WILSON, Cedrick	13	73	1290	17.7	6	59	99.2
ROH, Jake	12	39	410	10.5	9	35	34.2
RICHARDSON, AJ	13	33	494	15.0	2	87	38.0
MODSTER, Sean	13	29	272	9.4	3	38	20.9
MATTISON, Alex	13	28	284	10.1	1	36	21.8
EVANS, Octavius	13	14	123	8.8	2	20	9.5
THOMAS, CT	13	13	90	6.9	0	24	6.9
DHAENENS, Alec	13	10	151	15.1	1	44	11.6
WOLPIN, Ryan	13	9	88	9.8	0	21	6.8
COZART, Montell	13	3	45	15.0	0	31	3.5
BATES, John	13	3	34	11.3	0	17	2.6
BUTLER, Akilian	2	2	-1	-0.5	0	0	-0.5
RYPIEN, Brett	12	1	15	15.0	0	15	1.2
BLAKLEY, Chase	2	1	13	13.0	0	13	6.5
Total	13	258	3308	12.8	24	87	254.5
Opponents	13	254	2741	10.8	15	89	210.8

Field Goals	fg	pct.	01-19	20-29	30-39	40-49	50-99	lg	blk
HOGGARTH, Haden	17-21	81.0	1-1	10-11	4-5	2-3	0-1	41	0

Scoring	td	fg	PAT			dxp	saf	pts
			kick	rush	rcv			
HOGGARTH, Haden	-	17-21	52-52	-	-	-	-	103
MATTISON, Alex	13	-	-	-	-	-	-	78
ROH, Jake	11	-	-	-	-	-	-	66
WILSON, Cedrick	6	-	-	-	-	-	-	36
WOLPIN, Ryan	4	-	-	-	-	-	-	24
COZART, Montell	4	-	-	-	-	-	-	24
MODSTER, Sean	3	-	-	-	-	-	-	18
EVANS, Octavius	2	-	-	-	-	-	-	12
RICHARDSON, AJ	2	-	-	-	-	-	-	12
WILLIAMS, Avery	2	-	-	-	-	-	-	12
WEAVER, Curtis	1	-	-	-	-	-	-	6
KANIHO, Kekaula	1	-	-	-	-	-	-	6
HORTON, Tyler	1	-	-	-	-	-	-	6
DHAENENS, Alec	1	-	-	-	-	-	-	6
MAHONE, Robert	1	-	-	-	-	-	-	6
Total	52	17-21	52-52	-	-	-	1	417
Opponents	38	9-11	35-35	0-1	-	0-1	-	292

Score by Quarters	1st	2nd	3rd	4th	OT	Total
Boise State	96	120	62	119	20	417
Opponents	80	72	48	76	16	292

Team Statistics	BSU	OPP
FIRST DOWNS	268	236
Rushing	101	95
Passing	148	124
Penalty	19	17
RUSHING YARDAGE	1897	1636
Rushing Attempts	485	467
Average Per Rush	3.9	3.5
Average Per Game	145.9	125.8
TDs Rushing	23	20
PASSING YARDAGE	3308	2741
Comp-Att-Int	258-406-5	254-434-13
Average Per Pass	8.1	6.3
Average Per Catch	12.8	10.8
Average Per Game	254.5	210.8
TDs Passing	24	15
TOTAL OFFENSE	5205	4377
Average Per Play	5.8	4.9
Average Per Game	400.4	336.7
KICK RETURNS: #-Yards	36-894	28-613
PUNT RETURNS: #-Yards	27-313	15-49
INT RETURNS: #-Yards	13-174	5-110
FUMBLES-LOST	9-5	18-9
PENALTIES-Yards	78-650	52-490
PUNTS-AVG	58-40.2	75-40.2
TIME OF POSSESSION/Game	30:50	29:10
3RD-DOWN Conversions	86/187	74/190
4TH-DOWN Conversions	2/16	12/21

Interceptions	no.	yds	avg	td	lg
VANDER ESCH, L.	3	47	15.7	0	36
NAWAHINE, Kekoa	3	64	21.3	0	51
HORTON, Tyler	2	0	0.0	0	0
WILLIAMS, Avery	2	0	0.0	0	0
MILES, Durrant	1	0	0.0	0	0
WEAVER, Curtis	1	17	17.0	0	17
PIERCE, DeAndre	1	46	46.0	0	46

Punting	no.	yds	avg	lg	tb	fc	i20	50+	blk
SKILLIN, Quinn	36	1462	40.6	67	3	13	17	7	0
VELAZQUEZ, Joel	21	843	40.1	63	0	8	3	1	0
MACKESY, John	1	29	29.0	29	0	0	1	0	0

Punt Returns	no.	yds	avg	td	lg
WILLIAMS, Avery	25	299	12.0	2	81
HARRISON-DUCROS	1	0	0.0	0	0
MAHONE, Robert	1	14	14.0	0	14
Total	27	313	11.6	2	81
Opponents	15	49	3.3	0	17

Kick Returns	no.	yds	avg	td	lg
WILSON, Cedrick	18	465	25.8	0	55
WILLIAMS, Avery	14	348	24.9	0	48
WOLPIN, Ryan	4	81	20.2	0	23
Total	36	894	24.8	0	55
Opponents	28	613	21.9	0	37

All Purpose	g	rush	rcv	pr	kr	ir	total	avg/g
WILSON, Cedric	13	9	1290	0	465	0	1764	135.7
MATTISON, Alex	13	1074	284	0	0	0	1358	104.5
WILLIAMS, Aver	13	0	0	299	348	0	647	49.8
WOLPIN, Ryan	13	377	88	0	81	0	546	42.0
RICHARDSON, J	13	0	494	0	0	0	494	38.0
ROH, Jake	12	28	410	0	0	0	438	36.5
COZART, Montel	13	361	45	0	0	0	406	31.2
MODSTER, Sea	13	0	272	0	0	0	272	20.9
DHAENENS, Ale	13	-5	151	0	0	0	146	11.2
EVANS, Octaviu	13	0	123	0	0	0	123	9.5
Total	13	1897	3308	313	894	174	6586	506.6
Opponents	13	1636	2741	49	613	110	5149	396.1

Total Offense	g	plays	rush	pass	total	avg/g
RYPIEN, Brett	12	343	-14	2515	2501	208.4
COZART, Montell	13	179	361	747	1108	85.2
MATTISON, Alex	13	209	1074	0	1074	82.6

The Automated ScoreBook
Boise State Overall Team Statistics (as of Dec 02, 2017)
All games

Team Statistics	BSU	OPP
SCORING	417	292
Points Per Game	32.1	22.5
Points Off Turnovers	79	49
FIRST DOWNS	268	236
Rushing	101	95
Passing	148	124
Penalty	19	17
RUSHING YARDAGE	1897	1636
Yards gained rushing	2162	1942
Yards lost rushing	265	306
Rushing Attempts	485	467
Average Per Rush	3.9	3.5
Average Per Game	145.9	125.8
TDs Rushing	23	20
PASSING YARDAGE	3308	2741
Comp-Att-Int	258-406-5	254-434-13
Average Per Pass	8.1	6.3
Average Per Catch	12.8	10.8
Average Per Game	254.5	210.8
TDs Passing	24	15
TOTAL OFFENSE	5205	4377
Total Plays	891	901
Average Per Play	5.8	4.9
Average Per Game	400.4	336.7
KICK RETURNS: #-Yards	36-894	28-613
PUNT RETURNS: #-Yards	27-313	15-49
INT RETURNS: #-Yards	13-174	5-110
KICK RETURN AVERAGE	24.8	21.9
PUNT RETURN AVERAGE	11.6	3.3
INT RETURN AVERAGE	13.4	22.0
FUMBLES-LOST	9-5	18-9
PENALTIES-Yards	78-650	52-490
Average Per Game	50.0	37.7
PUNTS-Yards	58-2334	75-3016
Average Per Punt	40.2	40.2
Net punt average	38.4	34.7
KICKOFFS-Yards	77-4887	53-3315
Average Per Kick	63.5	62.5
Net kick average	39.9	38.1
TIME OF POSSESSION/Game	30:50	29:10
3RD-DOWN Conversions	86/187	74/190
3rd-Down Pct	46%	39%
4TH-DOWN Conversions	2/16	12/21
4th-Down Pct	12%	57%
SACKS BY-Yards	30-169	27-152
MISC YARDS	0	0
TOUCHDOWNS SCORED	52	38
FIELD GOALS-ATTEMPTS	17-21	9-11
ON-SIDE KICKS	1-2	0-4
RED-ZONE SCORES	(48-56) 86%	(34-39) 87%
RED-ZONE TOUCHDOWNS	(33-56) 59%	(28-39) 72%
PAT-ATTEMPTS	(52-52) 100%	(35-35) 100%
ATTENDANCE	217881	224141
Games/Avg Per Game	7/31126	6/37357
Neutral Site Games		0/0

Score by Quarters	1st	2nd	3rd	4th	OT	Total
Boise State	96	120	62	119	20	417
Opponents	80	72	48	76	16	292

The Automated ScoreBook
Boise State Overall Individual Statistics (as of Dec 02, 2017)
All games

Rushing	gp	att	gain	loss	net	avg	td	lg	avg/g
MATTISON, Alex	13	209	1103	29	1074	5.1	12	70	82.6
WOLPIN, Ryan	13	99	394	17	377	3.8	4	18	29.0
COZART, Montell	13	86	405	44	361	4.2	4	28	27.8
MAHONE, Robert	12	23	92	11	81	3.5	1	15	6.8
ROH, Jake	12	7	28	0	28	4.0	2	12	2.3
WILSON, Cedrick	13	7	13	4	9	1.3	0	9	0.7
THOMAS, CT	13	2	8	0	8	4.0	0	7	0.6
BUTLER, Akilian	2	1	0	0	0	0.0	0	0	0.0
DHAENENS, Alec	13	1	2	7	-5	-5.0	0	0	-0.4
RYPIEN, Brett	12	33	117	131	-14	-0.4	0	31	-1.2
TEAM	9	17	0	22	-22	-1.3	0	0	-2.4
Total	13	485	2162	265	1897	3.9	23	70	145.9
Opponents	13	467	1942	306	1636	3.5	20	56	125.8

Passing	gp	effic	comp-att-int	pct	yds	td	lg	avg/g
RYPIEN, Brett	12	144.02	197-310-4	63.5	2515	14	87	209.6
COZART, Montell	13	164.25	59-93-1	63.4	747	10	47	57.5
WILSON, Cedrick	13	293.20	2-2-0	100.0	46	0	31	3.5
MODSTER, Sean	13	0.00	0-1-0	0.0	0	0	0	0.0
Total	13	149.03	258-406-5	63.5	3308	24	87	254.5
Opponents	13	116.99	254-434-13	58.5	2741	15	89	210.8

Receiving	gp	no.	yds	avg	td	lg	avg/g
WILSON, Cedrick	13	73	1290	17.7	6	59	99.2
ROH, Jake	12	39	410	10.5	9	35	34.2
RICHARDSON, AJ	13	33	494	15.0	2	87	38.0
MODSTER, Sean	13	29	272	9.4	3	38	20.9
MATTISON, Alex	13	28	284	10.1	1	36	21.8
EVANS, Octavius	13	14	123	8.8	2	20	9.5
THOMAS, CT	13	13	90	6.9	0	24	6.9
DHAENENS, Alec	13	10	151	15.1	1	44	11.6
WOLPIN, Ryan	13	9	88	9.8	0	21	6.8
COZART, Montell	13	3	45	15.0	0	31	3.5
BATES, John	13	3	34	11.3	0	17	2.6
BUTLER, Akilian	2	2	-1	-0.5	0	0	-0.5
RYPIEN, Brett	12	1	15	15.0	0	15	1.2
BLAKLEY, Chase	2	1	13	13.0	0	13	6.5
Total	13	258	3308	12.8	24	87	254.5
Opponents	13	254	2741	10.8	15	89	210.8

Punt Returns	no.	yds	avg	td	lg
WILLIAMS, Avery	25	299	12.0	2	81
HARRISON-DUCROS	1	0	0.0	0	0
MAHONE, Robert	1	14	14.0	0	14
Total	27	313	11.6	2	81
Opponents	15	49	3.3	0	17

Interceptions	no.	yds	avg	td	lg
VANDER ESCH, L.	3	47	15.7	0	36
NAWAHINE, Kekoa	3	64	21.3	0	51
HORTON, Tyler	2	0	0.0	0	0
WILLIAMS, Avery	2	0	0.0	0	0
PIERCE, DeAndre	1	46	46.0	0	46
MILES, Durrant	1	0	0.0	0	0
WEAVER, Curtis	1	17	17.0	0	17
Total	13	174	13.4	0	51
Opponents	5	110	22.0	2	53

Kick Returns	no.	yds	avg	td	lg
WILSON, Cedrick	18	465	25.8	0	55
WILLIAMS, Avery	14	348	24.9	0	48
WOLPIN, Ryan	4	81	20.2	0	23
Total	36	894	24.8	0	55
Opponents	28	613	21.9	0	37

Fumble Returns	no.	yds	avg	td	lg
WEAVER, Curtis	1	55	55.0	1	55
NAWAHINE, Kekoa	1	14	14.0	0	14
HORTON, Tyler	1	21	21.0	1	21
KANIHO, Kekaula	1	34	34.0	1	34
Total	4	124	31.0	3	55
Opponents	1	7	7.0	1	7

The Automated ScoreBook
Boise State Overall Individual Statistics (as of Dec 02, 2017)
All games

Scoring	td	fg	PAT				dpx	saf	pts
			kick	rush	rcv	pass			
HOGGARTH, Haden	-	17-21	52-52	-	-	-	-	-	103
MATTISON, Alex	13	-	-	-	-	-	-	-	78
ROH, Jake	11	-	-	-	-	-	-	-	66
WILSON, Cedrick	6	-	-	-	-	-	-	-	36
WOLPIN, Ryan	4	-	-	-	-	-	-	-	24
COZART, Montell	4	-	-	-	-	-	-	-	24
MODSTER, Sean	3	-	-	-	-	-	-	-	18
WILLIAMS, Avery	2	-	-	-	-	-	-	-	12
RICHARDSON, AJ	2	-	-	-	-	-	-	-	12
EVANS, Octavius	2	-	-	-	-	-	-	-	12
MAHONE, Robert	1	-	-	-	-	-	-	-	6
DHAENENS, Alec	1	-	-	-	-	-	-	-	6
KANIHO, Kekaula	1	-	-	-	-	-	-	-	6
HORTON, Tyler	1	-	-	-	-	-	-	-	6
WEAVER, Curtis	1	-	-	-	-	-	-	-	6
TEAM	-	-	-	-	-	-	1	-	2
Total	52	17-21	52-52	-	-	-	-	1	417
Opponents	38	9-11	35-35	0-1	-	0-1	-	1	292

Total Offense	g	plays	rush	pass	total	avg/g
RYPIEN, Brett	12	343	-14	2515	2501	208.4
COZART, Montell	13	179	361	747	1108	85.2
MATTISON, Alex	13	209	1074	0	1074	82.6
WOLPIN, Ryan	13	99	377	0	377	29.0
MAHONE, Robert	12	23	81	0	81	6.8
WILSON, Cedrick	13	9	9	46	55	4.2
ROH, Jake	12	7	28	0	28	2.3
THOMAS, CT	13	2	8	0	8	0.6
DHAENENS, Alec	13	1	-5	0	-5	-0.4
TEAM	9	17	-22	0	-22	-2.4
Total	13	891	1897	3308	5205	400.4
Opponents	13	901	1636	2741	4377	336.7

Field Goals	fg	pct.	01-19	20-29	30-39	40-49	50-99	lg	blk
HOGGARTH, Haden	17-21	81.0	1-1	10-11	4-5	2-3	0-1	41	0

FG Sequence	Boise State	Opponents
Troy	(41)	(38),(39)
Washington State	(34),(29),(37)	(20),(22)
New Mexico	-	53
Virginia	-	-
BYU	(20)	-
San Diego State	(19)	-
Wyoming	29,(23)	-
Utah State	(27),(29)	-
Nevada	(20),(41)	-
Colorado State	(36)	(19)
Air Force	(22),(28),51,(21)	(45),(43)
Fresno State	38,(24)	(22),(41)
Fresno State	(31),46	41

Punting	no.	yds	avg	lg	tb	fc	i20	50+	blk
SKILLIN, Quinn	36	1462	40.6	67	3	13	17	7	0
VELAZQUEZ, Joel	21	843	40.1	63	0	8	3	1	0
MACKESY, John	1	29	29.0	29	0	0	1	0	0
Total	58	2334	40.2	67	3	21	21	8	0
Opponents	75	3016	40.2	60	5	29	23	12	1

Kickoffs	no.	yds	avg	tb	ob	retn	net	ydl
VELAZQUEZ, Joel	77	4887	63.5	48	1			
Total	77	4887	63.5	48	1	21.9	39.9	25
Opponents	53	3315	62.5	16	1	24.8	38.1	26

Numbers in (parentheses) indicate field goal was made.

The Automated ScoreBook
Boise State Overall Individual Statistics (as of Dec 02, 2017)
All games

All Purpose	g	rush	rcv	pr	kr	ir	total	avg/g
WILSON, Cedric	13	9	1290	0	465	0	1764	135.7
MATTISON, Ale	13	1074	284	0	0	0	1358	104.5
WILLIAMS, Aver	13	0	0	299	348	0	647	49.8
WOLPIN, Ryan	13	377	88	0	81	0	546	42.0
RICHARDSON,	13	0	494	0	0	0	494	38.0
ROH, Jake	12	28	410	0	0	0	438	36.5
COZART, Monte	13	361	45	0	0	0	406	31.2
MODSTER, Sea	13	0	272	0	0	0	272	20.9
DHAENENS, Ale	13	-5	151	0	0	0	146	11.2
EVANS, Octaviu	13	0	123	0	0	0	123	9.5
THOMAS, CT	13	8	90	0	0	0	98	7.5
MAHONE, Robe	12	81	0	14	0	0	95	7.9
NAWAHINE, Ke	13	0	0	0	0	64	64	4.9
VANDER ESCH,	13	0	0	0	0	47	47	3.6
PIERCE, DeAnd	13	0	0	0	0	46	46	3.5
BATES, John	13	0	34	0	0	0	34	2.6
WEAVER, Curtis	13	0	0	0	0	17	17	1.3
BLAKLEY, Chas	2	0	13	0	0	0	13	6.5
RYPIEN, Brett	12	-14	15	0	0	0	1	0.1
BUTLER, Akilian	2	0	-1	0	0	0	-1	-0.5
TEAM	9	-22	0	0	0	0	-22	-2.4
Total	13	1897	3308	313	894	174	6586	506.6
Opponents	13	1636	2741	49	613	110	5149	396.1

The Automated ScoreBook
Boise State Overall Defensive Statistics (as of Dec 02, 2017)
All games

#	Defensive Leaders	gp	Tackles				tfl/yds	Sacks	Pass defense			Fumbles	blkd	
			ua	a	tot	no-yds		int-yds	brup	qbh	rcv-yds	ff	kick	saf
38	VANDER ESCH, L.	13	81	48	129	5.5-38	3.0-34	3-47	4	1	.	3	.	.
10	NAWAHINE, Kekoa	13	58	38	96	4.5-8	.	3-64	4	.	1-14	.	.	.
0D	PIERCE, DeAndre	13	51	30	81	4.0-15	.	1-46	2
58	MAEVA, Tyson	13	40	39	79	2.5-7	1.0-4	.	3	1
14	HORTON, Tyler	13	26	18	44	3.0-6	.	2-0	11	.	2-21	2	.	.
26	WILLIAMS, Avery	13	31	9	40	.	.	2-0	8
91	MILES, Durrant	13	14	19	33	6.0-24	2.0-14	1-0	3	2	.	2	.	.
8	FRAZIER, Jabril	13	24	8	32	6.5-41	6.0-40	.	2	2	.	2	.	.
99	WEAVER, Curtis	13	18	12	30	11.0-41	9.0-35	1-17	2	1	1-55	1	.	.
28	KANIHO, Kekaula	13	20	9	29	4.5-11	.	.	4	1	1-34	.	.	.
0I	WILLIAMS, D.	13	20	8	28	3.0-14	2.0-12	.	2	.	.	2	.	.
27	HARRISON-DUCROS	10	20	3	23	1.0-1	.	.	3
53	WHITNEY, Sam	7	12	9	21	1.5-6	1.0-5	1	.	.
55	MOA, David	12	12	8	20	3.5-14	2.0-11	.	1	1
44	WHIMPEY, Riley	11	7	10	17	1.0-4
25	WICKERSHAM, B.	13	8	8	16
98	LUI, Sonatane	12	7	9	16	2.5-4	2-0	.	.	.
33	PEREZ, Gabe	11	10	4	14	2.0-7	.	.	1	1	1-0	.	.	.
32	HAPPLE, Jordan	12	8	6	14	0.5-0	.	.	1
93	HATADA, Chase	12	4	7	11	1.5-7	1.0-6	.	.	1
54	LOCHER, Matt	13	6	5	11	3.0-3	1.0-1	.	.	1
90	AUELUA, Daniel	11	5	6	11	1
37	HARTSFIELD, C.	13	4	7	11
48	DEROSE, Bruno	13	5	2	7
45	RUFAL, Kayode	8	2	4	6	1.0-6	1.0-6
21	WOLPIN, Ryan	13	6	.	6
57	FESILI, E.	12	3	2	5	1.0-1	1.0-1
6	YOUNG, Michael	4	2	2	4
17	COTTRELL, A.	13	3	1	4
41	HEFFNER, Will	6	3	1	4	1.0-4
46	VELAZQUEZ, Joel	13	1	2	3
31	SEIBOLD, Skyler	13	1	2	3
89	BARR, Brock	13	1	1	2
43	PROVENZANO, Joe	5	1	1	2
15	WALKER, Jalen	11	1	1	2
1	WILSON, Cedrick	13	1	1	2
88	ROH, Jake	12	1	.	1
40	WATSON, Jabari	4	1	.	1
0H	MODSTER, Sean	13	.	1	1
87	DHAENENS, Alec	13	.	1	1
2A	JONES, Tyreque	1	1	.	1
5	COLLINGHAM, G.	9	1	.	1
34	MAHONE, Robert	12	1	.
TM	TEAM	9	1-0	.	.	1
Total		13	520	342	862	70-262	30-169	13-174	51	13	9-124	13	1	1
Opponents		13	507	403	910	74-238	27-152	5-110	30	16	5-7	6	.	1