


**Bethune-Cookman University
2009-10 Wildcat Basketball**



**2008-09 Mid-Eastern
Athletic Conference Statistics**

Unfinished Business

Unfinished Business

2008-09 Mid-Eastern Athletic Conference

2008-09 MEAC Season in Review

2008-09 MEAC Basketball Champions: Morgan State

Courtesy of MEAC Media Relations

The Morgan State Bears defeated Norfolk State, 83-69, to earn the 2009 MEAC Basketball Tournament crown. With the victory the Morgan State earned the conference's automatic bid and made their first ever trip to the NCAA Division I Men's Basketball Tournament.

Bears senior guard Reggie Holmes scored a team-high 20 points to lead four players in double figures. The tournament championship was the second overall for the Bears since 1977.

MEAC in the NCAA Basketball Tournament

No. 2 Oklahoma Too Much For 15- Seeded Morgan State

Oklahoma's Blake Griffin scored a gamehigh 28 points and hauled down 13 rebounds to earn a double-double, while brother Taylor Griffin added 18 points and Willie Warren finished with 16 points to guide second-ranked Oklahoma to an 82- 54 victory over No. 15 Morgan State in the first round of the NCAA Tournament at the Sprint Center.

2008-09 MEAC Basketball Championships

All-Tournament Honors

Most Outstanding Performer

Reggie Holmes, Morgan State

Outstanding Coach

Todd Bozeman, Morgan State

All-Tournament Team

Tywain McKee, Coppin State

Reggie Holmes, Morgan State

Corey Lyons, Norfolk State

Michael DeLoach, Norfolk State

C.J. Reed, Bethune-Cookman

2008 MEAC All-Conference

MEAC First Team

Name	School	Pos	Cl
Tywain McKee	Coppin State	G	Sr.
Jason Johnson	South Carolina State	F/C	Jr.
Reggie Holmes	Morgan State	G	Jr.
Michael DeLoach	Norfolk State	G	Sr.
Eugene Myatt	Howard	G	Sr.

MEAC Second Team

Name	School	Pos	Cl
Clifford J. Reed	Bethune-Cookman	G	Fr.
Vincent Simpson	Hampton	G	Jr.
Jason Flagler	South Carolina State	G/F	Jr.
Corey Lyons	Norfolk State	G/F	Sr.
Neal Pitt	Maryland E. Shore	F	Jr.
Marquise Kately	Morgan State	F	Sr.

MEAC Rookie Team

Name	School	Pos
Clifford J. Reed	Bethune-Cookman	G
Michael Harper	Coppin State	G
Jimmy Williams	South Carolina State	G
Keishawn Mayes	Maryland E. Shore	F
Kevin Thompson	Morgan State	F/C



2008 MEAC Basketball

Final Standings

Northern Division	MEAC	Overall
Morgan State	13-3	23-12
South Carolina State	10-6	17-14
Bethune-Cookman	9-7	17-16
North Carolina A&T	9-7	16-16
Norfolk State	9-7	13-18
Coppin State	9-7	13-19
Hampton	8-8	16-16
Florida A&M	6-10	10-21
Howard	6-10	8-23
Delaware State	6-10	8-24

08-09 Weekly Conference

Player of the Week

D8Nic Wilson (N.C. A&T)
 D15Reggie Holmes (MSU)
 D22Lamar Twitty (FAMU)
 D30Michael DeLoach (NSU)
 J5C.J. Reed (B-CU)
 J12Reggie Holmes (MSU)
 J21Vincent Simpson (HAM)
Corey Lyons (NSU)
 J26Neal Pitt (UMES)
 F2Jason Johnson (SCSU)
 F9Eugene Myatt (HOW)
 F16Tywain McKee (CSU)
 F23Tywain McKee (CSU)
 M2Eugene Myatt (HOW)

Rookie of the Week

D8C.J. Reed (B-CU)
 D15Yannick Crowder (FAMU)
 D22Yannick Crowder (FAMU)
 D30Kevin Thompson (MSU)
 J5Chris McKenry (HOW)
 J12Kevin Thompson (MSU)
Kyle O'Quinn (NSU)

J21Kevin Thompson (MSU)
 J26Kyle O'Quinn (NSU)
 F2Michael Harper (CSU)
 F9Kevin Thompson (MSU)
 F16Kevin Thompson (MSU)
 F23Michael Harper (CSU)
 M2Michael Harper (CSU)

Defensive Player of the Week

D8Arturo Dubois (DSU)
 D15Arturo Dubois (DSU)
 D22 ...Thomas Coleman (NCAT)
 D30 ...Keishawn Mayes (UMES)
 J5Brandon Monroe (NSU)
 J12Yannick Crowder (FAMU)
 J21Theo Smalling (HAM)
 J26Brandon Monroe (NSU)
 F2Brandon Monroe (NSU)
 F9Jason Johnson (SCSU)
 F16Jason Johnson (SCSU)
 F23Josh Jackson (SCSU)
 M2Kandi Mukole (HOW)



2009-10 Wildcat Basketball

2008-09 Mid-Eastern Athletic Conference

2008-09 MEAC Individual Player Rankings


TEAM IDENTIFICATION	Team ID		
Bethune-Cookman	BCU	Maryland E. Shore	UMES
Coppin State	CSU	Morgan State	MSU
Delaware State	DSU	Norfolk State	NSUM
Florida A&M	FAMU	North Carolina A&T	NCAT
Hampton	HAM	South Carolina State	SCSU
Howard	HOWM		

To be ranked, a player must appear in at least 75.0% of their team's games.

SCORING	Cl	G	Pts	Avg/G
1. DELOACH, Michael-NSUM	Sr	31	666	21.5
2. McKEE, Tywain-CSU		32	590	18.4
3. HOLMES, Reggie-MSU		35	587	16.8
4. PITT, Neal-UMES		30	481	16.0
5. MYATT, Eugene-HOWM	Sr	30	474	15.8
6. LYONS, Corey-NSUM	Sr	31	477	15.4
7. REED, CLIFFORD-BCU		33	495	15.0
8. JOHNSON, Jason-SCSU		31	428	13.8
9. JONES, Ed-NCAT		32	411	12.8
10. FLAGLER, Jason-SCSU		31	397	12.8
11. JOHNSON, Donald-DSU	Sr	27	332	12.3
12. SIMPSON, Vincent-HAM		32	374	11.7
13. ALSTON, Tavarus-NCAT		32	355	11.1
14. KATELY, Marquise-MSU		35	386	11.0
15. Twitty, Lamar-FAMU		29	319	11.0
16. SANDIDGE, Frisco-DSU	Jr	32	334	10.4
17. WILSON, Nicholas-NCAT		32	330	10.3
18. Bryant, Brandon-FAMU		31	313	10.1
19. HOLMES, JOHN-BCU		32	320	10.0
20. JOHNSON, Robert-NCAT		31	303	9.8
21. Hughes, Dale-FAMU		31	299	9.6
22. RILEY, Kyle-HOWM	So	30	283	9.4
23. HARPER, Michael-CSU		29	270	9.3
24. DUBOIS, Arturo-DSU	Sr	26	235	9.0
25. BOLDEN, Jermaine-MSU		35	314	9.0
26. THOMPSON, Kevin-MSU		35	310	8.9
27. WILLIAMS, Jimmy-SCSU		31	268	8.6
28. BARNES, Rogers-MSU		35	302	8.6
29. NEAL, Marcus-DSU	Jr	30	253	8.4
30. JACKSON, Josh-SCSU		30	239	8.0

FIELD GOAL PCT	Cl	G	FGM	FGA	Pct.
1. JOHNSON, Jason-SCSU		31	154	254	.606
2. COLEMAN, Thomas-NCAT		32	97	160	.606
3. FLAGLER, Jason-SCSU		31	173	321	.539
4. JACKSON, Josh-SCSU		30	97	183	.530
5. JOHNSON, Robert-NCAT		31	121	245	.494
6. HOLMES, JOHN-BCU		32	112	227	.493
7. SANDIDGE, Frisco-DSU	Jr	32	125	254	.492
8. WILLIAMS, Jimmy-SCSU		31	95	197	.482
9. DUBOIS, Arturo-DSU	Sr	26	101	213	.474
10. PITT, Neal-UMES		30	173	370	.468
11. KATELY, Marquise-MSU		35	158	338	.467
12. HARPER, Michael-CSU		29	98	212	.462
13. DELOACH, Michael-NSUM	Sr	31	244	536	.455
14. THOMPSON, Kevin-MSU		35	124	289	.429
15. BARNES, Rogers-MSU		35	114	273	.418

REBOUNDING	Cl	G	Total	Avg/G
1. JOHNSON, Jason-SCSU		31	255	8.2
2. PITT, Neal-UMES		30	243	8.1
3. STARLING, ALEXANDER-BCU		33	243	7.4
4. MONROE, Brandon-NSUM	Jr	28	202	7.2
5. THOMPSON, Kevin-MSU		35	250	7.1
6. SANDIDGE, Frisco-DSU	Jr	32	213	6.7
7. DUBOIS, Arturo-DSU	Sr	26	165	6.3
8. COLEMAN, Thomas-NCAT		32	201	6.3
9. FLAGLER, Jason-SCSU		31	193	6.2
10. McKEE, Tywain-CSU		32	183	5.7
11. HOLMES, JOHN-BCU		32	179	5.6
12. HOLMES, Reggie-MSU		35	193	5.5
KATELY, Marquise-MSU		35	193	5.5
14. SMALLING, Theo-HAM		30	160	5.3
15. Crowder, Yannick-FAMU		31	161	5.2
16. MAYES, Keishawn-UMES		30	155	5.2
17. HARRISON, Donte-HAM		32	156	4.9
18. KIRKPATRICK, Paul-HOWM	Jr	31	151	4.9
DELOACH, Michael-NSUM	Sr	31	151	4.9
20. Twitty, Lamar-FAMU		29	141	4.9



Michael DeLoach
Norfolk State

ASSISTS	Cl	G	No.	Avg/G
1. BOLDEN, Jermaine-MSU		35	170	4.9
2. McKEE, Tywain-CSU		32	131	4.1
ALSTON, Tavarus-NCAT		32	131	4.1
4. REED, CLIFFORD-BCU		33	129	3.9
5. PAULINE, Aleek-NSUM	So	31	117	3.8
6. Ballard, Joe-FAMU		31	110	3.5
7. DAVIS, Marc-UMES		27	88	3.3
8. DELOACH, Michael-NSUM	Sr	31	86	2.8
9. WILLIAMS, Jimmy-SCSU		31	84	2.7
10. BURTON, Jessie-SCSU		31	81	2.6
11. BROOKS, Jordan-HAM		32	83	2.6
12. RILEY, Kyle-HOWM	So	30	73	2.4
13. TUNNELL, Brandon-HAM		32	73	2.3
14. BENNETT, Carrio-SCSU		31	70	2.3
Taylor, Byron-FAMU		31	70	2.3




Unfinished Business

2008-09 Mid-Eastern Athletic Conference

FREE THROW PCT		Cl	G	FTM	FTA	Pct.
1.	McKEE, Tywain-CSU		32	135	167	.808
2.	GOLDSBERRY, Vince-CSU		31	63	78	.808
3.	MYATT, Eugene-HOWM	Sr	30	116	148	.784
4.	LYONS, Corey-NSUM	Sr	31	124	167	.743
5.	HOLMES, Reggie-MSU		35	132	178	.742
6.	REED, CLIFFORD-BCU		33	116	161	.720
7.	DELOACH, Michael-NSUM	Sr	31	143	200	.715
8.	TUNNELL, Brandon-HAM		32	75	105	.714
9.	JONES, Ed-NCAT		32	75	106	.708
10.	FREEMAN, Michael-HAM		31	71	102	.696
11.	STARLING, ALEXANDER-BCU		33	71	103	.689
12.	PAULINE, Aleek-NSUM	So	31	70	102	.686
13.	SANDIDGE, Frisco-DSU	Jr	32	79	116	.681
14.	DAVIS, Marc-UMES		27	64	99	.646
15.	Twitty, Lamar-FAMU		29	78	123	.634

3-POINT FG PCT		Cl	G	3FG	FGA	Pct.
1.	BRIGHT, Josh-UMES		27	27	63	.429
2.	HARPER, Michael-CSU		29	46	111	.414
3.	JOHNSON, Donald-DSU	Sr	27	67	167	.401
4.	WILLIAMS, James-NSUM	So	25	29	74	.392
5.	Hughes, Dale-FAMU		31	72	185	.389
6.	WILSON, Nicholas-NCAT		32	60	158	.380
7.	BOYER, Jaime-UMES		29	39	104	.375
	WILLIAMS, Jimmy-SCSU		31	33	88	.375
9.	HOLMES, Reggie-MSU		35	99	268	.369
10.	McKEE, Tywain-CSU		32	67	186	.360
11.	NEAL, Marcus-DSU	Jr	30	41	115	.357
12.	JONES, Ed-NCAT		32	52	150	.347
13.	WHITE, Curtis-HOWM	Jr	31	40	116	.345
14.	LYONS, Corey-NSUM	Sr	31	63	183	.344
15.	JOSHUA, Dwane-NCAT		31	34	100	.340

BLOCKED SHOTS		Cl	G	No.	Avg/G
1.	COLEMAN, Thomas-NCAT		32	85	2.7
2.	DUBOIS, Arturo-DSU	Sr	26	45	1.7
3.	JOHNSON, Jason-SCSU		31	43	1.4
4.	HARRISON, Donte-HAM		32	41	1.3
5.	SANDIDGE, Frisco-DSU	Jr	32	40	1.3
6.	THOMPSON, Kevin-MSU		35	40	1.1
7.	Crowder, Yannick-FAMU		31	35	1.1
8.	MONROE, Brandon-NSUM	Jr	28	30	1.1
9.	FREEMAN, Michael-HAM		31	29	0.9
10.	KIRKPATRICK, Paul-HOWM	Jr	31	28	0.9
11.	O'QUINN, Kyle-NSUM	Fr	31	25	0.8
12.	MUKOLE, Kandi-HOWM	Jr	31	22	0.7
13.	STARLING, ALEXANDER-BCU		33	21	0.6
14.	SMALLING, Theo-HAM		30	19	0.6
15.	WILSON, Nicholas-NCAT		32	18	0.6



Reggie Holmes
Morgan State

STEALS		Cl	G	No.	Avg/G
1.	McKEE, Tywain-CSU		32	91	2.8
2.	PAULINE, Aleek-NSUM	So	31	74	2.4
3.	DELOACH, Michael-NSUM	Sr	31	63	2.0
4.	Ballard, Joe-FAMU		31	61	2.0
5.	ALSTON, Tavarus-NCAT		32	56	1.8
6.	BARNES, Rogers-MSU		35	58	1.7
7.	BOLDEN, Jermaine-MSU		35	49	1.4
	PEGUES, ALVIN-BCU		30	42	1.4
9.	WORSLEY, Kevin-NSUM	Sr	31	43	1.4
10.	JONES, Ed-NCAT		32	43	1.3
11.	Taylor, Byron-FAMU		31	40	1.3
12.	WELCHER, Trevor-DSU	So	32	40	1.3
	WILSON, Nicholas-NCAT		32	40	1.3
14.	HOLMES, Reggie-MSU		35	43	1.2
15.	FREEMAN, Michael-HAM		31	38	1.2

3-POINT FG MADE		Cl	G	3FG	Avg/G
1.	HOLMES, Reggie-MSU		35	99	2.8
2.	JOHNSON, Donald-DSU	Sr	27	67	2.5
3.	Hughes, Dale-FAMU		31	72	2.3
4.	McKEE, Tywain-CSU		32	67	2.1
5.	SIMPSON, Vincent-HAM		32	66	2.1
6.	LYONS, Corey-NSUM	Sr	31	63	2.0
7.	WILSON, Nicholas-NCAT		32	60	1.9
8.	JONES, Ed-NCAT		32	52	1.6
9.	REED, CLIFFORD-BCU		33	53	1.6
10.	HARPER, Michael-CSU		29	46	1.6
11.	Bryant, Brandon-FAMU		31	46	1.5
12.	RILEY, Kyle-HOWM	So	30	41	1.4
	NEAL, Marcus-DSU	Jr	30	41	1.4
14.	Twitty, Lamar-FAMU		29	39	1.3
	BOYER, Jaime-UMES		29	39	1.3

ASSIST/TURNOVER RATIO		Cl	G	Ast.	T/O	Ratio
1.	BOLDEN, Jermaine-MSU		35	170	93	1.8
2.	Ballard, Joe-FAMU		31	110	80	1.4
3.	McKEE, Tywain-CSU		32	131	97	1.4
4.	ALSTON, Tavarus-NCAT		32	131	102	1.3
5.	DAVIS, Marc-UMES		27	88	71	1.2
6.	PAULINE, Aleek-NSUM	So	31	117	96	1.2
7.	REED, CLIFFORD-BCU		33	129	114	1.1




2009-10 Wildcat Basketball

2008-09 Mid-Eastern Athletic Conference

OFFENSIVE REBOUNDS				
	Cl	G	No.	Avg/G
1. PITT, Neal-UMES		30	100	3.3
2. MONROE, Brandon-NSUM	Jr	28	90	3.2
3. JOHNSON, Jason-SCSU		31	96	3.1
4. THOMPSON, Kevin-MSU		35	100	2.9
5. STARLING, ALEXANDER-BCU		33	85	2.6
6. HINES, Tyler-UMES		27	67	2.5
7. SANDIDGE, Frisco-DSU	Jr	32	75	2.3
8. DUBOIS, Arturo-DSU	Sr	26	60	2.3
9. FLAGLER, Jason-SCSU		31	71	2.3
10. COLEMAN, Thomas-NCAT		32	73	2.3
11. KATELY, Marquise-MSU		35	73	2.1
12. SMALLING, Theo-HAM		30	60	2.0
13. KIRKPATRICK, Paul-HOWM	Jr	31	60	1.9
14. HOLMES, Reggie-MSU		35	67	1.9
15. Crowder, Yannick-FAMU		31	59	1.9

DEFENSIVE REBOUNDS				
	Cl	G	No.	Avg/G
1. JOHNSON, Jason-SCSU		31	159	5.1
2. STARLING, ALEXANDER-BCU		33	158	4.8
3. PITT, Neal-UMES		30	143	4.8
4. McKEE, Tywain-CSU		32	142	4.4
5. SANDIDGE, Frisco-DSU	Jr	32	138	4.3
6. THOMPSON, Kevin-MSU		35	150	4.3
7. DUBOIS, Arturo-DSU	Sr	26	105	4.0
8. COLEMAN, Thomas-NCAT		32	128	4.0
MONROE, Brandon-NSUM	Jr	28	112	4.0
10. FLAGLER, Jason-SCSU		31	122	3.9
11. HOLMES, JOHN-BCU		32	121	3.8
12. HOLMES, Reggie-MSU		35	126	3.6
13. WILLIAMS, Jimmy-SCSU		31	107	3.5
MUKOLE, Kandi-HOWM	Jr	31	107	3.5
15. KATELY, Marquise-MSU		35	120	3.4

MINUTES PLAYED				
	Cl	G	No.	Avg/G
1. REED, CLIFFORD-BCU		33	1282	38.8
2. McKEE, Tywain-CSU		32	1177	36.8
3. DELOACH, Michael-NSUM	Sr	31	1121	36.2
4. BOLDEN, Jermaine-MSU		35	1173	33.5
5. MYATT, Eugene-HOWM	Sr	30	996	33.2
6. PITT, Neal-UMES		30	975	32.5
7. PAULINE, Aleek-NSUM	So	31	996	32.1
8. KATELY, Marquise-MSU		35	1115	31.9
9. LYONS, Corey-NSUM	Sr	31	982	31.7
10. SANDIDGE, Frisco-DSU	Jr	32	1013	31.7



C.J. Reed at the 2008-09 MEAC Basketball Championships

Bethune-Cookman University



Unfinished Business

2008-09 Mid-Eastern Athletic Conference

2008-09 MEAC Team Statistics

SCORING OFFENSE	G	W-L	Pts	Avg/G
1. South Carolina State	31	17-14	2166	69.9
2. Norfolk State	31	13-18	2119	68.4
3. North Carolina A&T	32	16-16	2145	67.0
4. Morgan State	35	23-12	2333	66.7
5. Coppin State	32	13-19	2043	63.8
6. Howard	31	8-23	1900	61.3
7. Florida A&M	31	10-21	1899	61.3
8. Maryland E. Shore	30	7-23	1757	58.6
9. Bethune-Cookman	33	17-16	1926	58.4
10. Hampton	32	16-16	1851	57.8
11. Delaware State	32	8-24	1847	57.7

SCORING DEFENSE	G	Pts	Avg/G
1. Bethune-Cookman	33	1941	58.8
2. Hampton	32	1902	59.4
3. Morgan State	35	2182	62.3
4. Delaware State	32	2098	65.6
5. North Carolina A&T	32	2138	66.8
6. South Carolina State	31	2092	67.5
7. Coppin State	32	2161	67.5
8. Maryland E. Shore	30	2089	69.6
9. Howard	31	2186	70.5
10. Norfolk State	31	2219	71.6
11. Florida A&M	31	2228	71.9

SCORING MARGIN	G	Offense	Defense	Margin
1. Morgan State	35	66.7	62.3	+4.3
2. South Carolina State	31	69.9	67.5	+2.4
3. North Carolina A&T	32	67.0	66.8	+0.2
4. Bethune-Cookman	33	58.4	58.8	-0.5
5. Hampton	32	57.8	59.4	-1.6
6. Norfolk State	31	68.4	71.6	-3.2
7. Coppin State	32	63.8	67.5	-3.7
8. Delaware State	32	57.7	65.6	-7.8
9. Howard	31	61.3	70.5	-9.2
10. Florida A&M	31	61.3	71.9	-10.6
11. Maryland E. Shore	30	58.6	69.6	-11.1

FREE THROW PCT	G	FTM	FTA	Pct.
1. Coppin State	32	400	555	.721
2. South Carolina State	31	440	655	.672
3. Hampton	32	423	639	.662
4. Delaware State	32	296	454	.652
5. Norfolk State	31	431	663	.650
6. Morgan State	35	438	675	.649
7. Howard	31	411	643	.639
8. North Carolina A&T	32	372	587	.634
9. Bethune-Cookman	33	420	665	.632
10. Florida A&M	31	351	564	.622
11. Maryland E. Shore	30	429	694	.618

FIELD GOAL PERCENTAGE	G	FGM	FGA	Pct.
1. South Carolina State	31	792	1729	.458
2. Norfolk State	31	764	1768	.432
3. North Carolina A&T	32	782	1842	.425
4. Delaware State	32	683	1615	.423
5. Howard	31	660	1576	.419
6. Morgan State	35	857	2047	.419
7. Coppin State	32	729	1767	.413
8. Bethune-Cookman	33	685	1725	.397
9. Florida A&M	31	669	1724	.388
10. Hampton	32	632	1683	.376
11. Maryland E. Shore	30	588	1579	.372

FIELD GOAL PCT DEFENSE	G	FGM	FGA	Pct.
1. Hampton	32	663	1688	.393
2. Morgan State	35	751	1842	.408
3. North Carolina A&T	32	769	1874	.410
4. South Carolina State	31	766	1842	.416
5. Bethune-Cookman	33	654	1564	.418
6. Coppin State	32	777	1754	.443
7. Norfolk State	31	764	1724	.443
8. Delaware State	32	738	1656	.446
9. Maryland E. Shore	30	725	1621	.447
10. Howard	31	804	1769	.454
11. Florida A&M	31	795	1737	.458

3-POINT FG PCT	G	3FGM	3FGA	Pct.
1. Coppin State	32	185	534	.346
2. Delaware State	32	185	546	.339
3. Morgan State	35	181	537	.337
4. Norfolk State	31	160	481	.333
5. North Carolina A&T	32	209	630	.332
6. Florida A&M	31	210	654	.321
7. Howard	31	169	532	.318
8. Maryland E. Shore	30	152	490	.310
9. South Carolina State	31	142	459	.309
10. Bethune-Cookman	33	136	489	.278
11. Hampton	32	164	602	.272

3-POINT FG PCT DEFENSE	G	3FGM	3FGA	Pct.
1. North Carolina A&T	32	211	737	.286
2. Morgan State	35	149	498	.299
3. Hampton	32	185	600	.308
4. Bethune-Cookman	33	175	566	.309
5. South Carolina State	31	208	622	.334
6. Coppin State	32	234	698	.335
7. Florida A&M	31	186	536	.347
8. Norfolk State	31	193	552	.350
9. Maryland E. Shore	30	190	542	.351
10. Howard	31	181	511	.354
11. Delaware State	32	190	530	.358



2009-10 Wildcat Basketball

2008-09 Mid-Eastern Athletic Conference

REBOUNDING OFFENSE			
	G	Rebounds	Avg/G
1. South Carolina State	31	1232	39.7
2. Morgan State	35	1330	38.0
3. North Carolina A&T	32	1204	37.6
4. Maryland E. Shore	30	1077	35.9
5. Bethune-Cookman	33	1163	35.2
6. Hampton	32	1125	35.2
7. Norfolk State	31	1068	34.5
8. Howard	31	964	31.1
9. Coppin State	32	993	31.0
10. Florida A&M	31	961	31.0
11. Delaware State	32	979	30.6

REBOUNDING DEFENSE			
	G	Rebounds	Avg/G
1. Bethune-Cookman	33	1046	31.7
2. South Carolina State	31	1002	32.3
3. Delaware State	32	1063	33.2
4. Morgan State	35	1208	34.5
5. Maryland E. Shore	30	1063	35.4
6. Hampton	32	1156	36.1
7. Norfolk State	31	1123	36.2
8. Howard	31	1158	37.4
9. North Carolina A&T	32	1206	37.7
10. Coppin State	32	1212	37.9
11. Florida A&M	31	1276	41.2

REBOUNDING MARGIN						
	G	Team	Avg.	Opp.	Avg.	Margin
1. South Carolina State	31	1232	39.7	1002	32.3	+7.4
2. Bethune-Cookman	33	1163	35.2	1046	31.7	+3.5
3. Morgan State	35	1330	38.0	1208	34.5	+3.5
4. Maryland E. Shore	30	1077	35.9	1063	35.4	+0.5
5. North Carolina A&T	32	1204	37.6	1206	37.7	-0.1
6. Hampton	32	1125	35.2	1156	36.1	-1.0
7. Norfolk State	31	1068	34.5	1123	36.2	-1.8
8. Delaware State	32	979	30.6	1063	33.2	-2.6
9. Howard	31	964	31.1	1158	37.4	-6.3
10. Coppin State	32	993	31.0	1212	37.9	-6.8
11. Florida A&M	31	961	31.0	1276	41.2	-10.2

BLOCKED SHOTS			
	G	No.	Avg/G
1. North Carolina A&T	32	156	4.9
2. Hampton	32	124	3.9
3. Delaware State	32	123	3.8
4. Norfolk State	31	111	3.6
5. South Carolina State	31	106	3.4
6. Howard	31	100	3.2
7. Morgan State	35	110	3.1
8. Bethune-Cookman	33	92	2.8
9. Florida A&M	31	66	2.1
10. Maryland E. Shore	30	48	1.6
11. Coppin State	32	45	1.4

ASSISTS			
	G	No.	Avg/G
1. South Carolina State	31	431	13.9
2. North Carolina A&T	32	387	12.1
3. Morgan State	35	393	11.2
4. Hampton	32	349	10.9
5. Florida A&M	31	333	10.7
6. Norfolk State	31	318	10.3
7. Howard	31	314	10.1
8. Delaware State	32	314	9.8
9. Maryland E. Shore	30	290	9.7
10. Coppin State	32	307	9.6
11. Bethune-Cookman	33	307	9.3

STEALS			
	G	No.	Avg/G
1. Norfolk State	31	269	8.7
2. Hampton	32	269	8.4
3. North Carolina A&T	32	256	8.0
4. Coppin State	32	252	7.9
5. Florida A&M	31	215	6.9
6. Bethune-Cookman	33	222	6.7
7. Morgan State	35	232	6.6
8. South Carolina State	31	198	6.4
9. Delaware State	32	165	5.2
10. Maryland E. Shore	30	150	5.0
11. Howard	31	148	4.8

TURNOVER MARGIN						
	G	Team	Avg.	Opp.	Avg.	Margin
1. Coppin State	32	404	12.6	506	15.8	+3.2
2. Morgan State	35	456	13.0	531	15.2	+2.1
3. Florida A&M	31	432	13.9	477	15.4	+1.5
4. Bethune-Cookman	33	474	14.4	510	15.5	+1.1
5. Hampton	32	530	16.6	552	17.3	+0.7
6. Norfolk State	31	485	15.6	505	16.3	+0.6
7. North Carolina A&T	32	579	18.1	555	17.3	-0.8
8. Howard	31	497	16.0	424	13.7	-2.4
9. Delaware State	32	489	15.3	395	12.3	-2.9
10. Maryland E. Shore	30	492	16.4	400	13.3	-3.1
11. South Carolina State	31	556	17.9	421	13.6	-4.4

ASSIST/TURNOVER RATIO							
	G	Ast.	Avg.	T/O	Avg.	Ratio	
1. Morgan State	35	393	11.2	456	13.0	0.9	
2. South Carolina State	31	431	13.9	556	17.9	0.8	
3. Florida A&M	31	333	10.7	432	13.9	0.8	
4. Coppin State	32	307	9.6	404	12.6	0.8	
5. North Carolina A&T	32	387	12.1	579	18.1	0.7	
6. Hampton	32	349	10.9	530	16.6	0.7	
7. Norfolk State	31	318	10.3	485	15.6	0.7	
8. Bethune-Cookman	33	307	9.3	474	14.4	0.6	
9. Delaware State	32	314	9.8	489	15.3	0.6	
10. Howard	31	314	10.1	497	16.0	0.6	
11. Maryland E. Shore	30	290	9.7	492	16.4	0.6	

Bethune-Cookman University



Unfinished Business

Wildcat Basketball Record Book

Bethune-Cookman University

OFFENSIVE REBOUNDS			
	G	No.	Avg/G
1. Maryland E. Shore	30	446	14.9
2. Morgan State	35	508	14.5
3. Hampton	32	421	13.2
4. South Carolina State	31	404	13.0
5. North Carolina A&T	32	415	13.0
6. Bethune-Cookman	33	418	12.7
7. Norfolk State	31	379	12.2
8. Delaware State	32	355	11.1
9. Coppin State	32	338	10.6
10. Florida A&M	31	306	9.9
11. Howard	31	283	9.1

DEFENSIVE REBOUNDS			
	G	No.	Avg/G
1. South Carolina State	31	828	26.7
2. North Carolina A&T	32	789	24.7
3. Morgan State	35	822	23.5
4. Bethune-Cookman	33	745	22.6
5. Norfolk State	31	689	22.2
6. Hampton	32	704	22.0
7. Howard	31	681	22.0
8. Florida A&M	31	655	21.1
9. Maryland E. Shore	30	631	21.0
10. Coppin State	32	655	20.5
11. Delaware State	32	624	19.5

Team	Conference	Pct.	PF	PA	Overall	Pct.	PF	PA	Current unbeaten streak
Morgan State	13-3	.812	67.1	56.1	23-12	.657	66.7	62.3	
South Carolina State	10-6	.625	68.2	64.2	17-14	.548	69.9	67.5	
Bethune-Cookman	9-7	.562	57.0	56.3	17-16	.515	58.4	58.8	
North Carolina A&T	9-7	.562	67.8	66.9	16-16	.500	67.0	66.8	
Norfolk State	9-7	.562	74.7	71.6	13-18	.419	68.4	71.6	
Coppin State	9-7	.562	65.2	62.9	13-19	.406	63.8	67.5	
Hampton	8-8	.500	57.8	58.9	16-16	.500	57.8	59.4	
Florida A&M	6-10	.375	61.9	66.9	10-21	.323	61.3	71.9	
Howard	6-10	.375	64.4	68.1	8-23	.258	61.3	70.5	
Delaware State	6-10	.375	60.5	61.4	8-24	.250	57.7	65.6	
Maryland E. Shore	3-13	.188	58.4	69.8	7-23	.233	58.6	69.6	

TEAM SUMMARIES	G	PF-PA	Avg score	Margin	FG-FGA	Pct.	3FG-FGA	Pct.	FT-FTA	Pct.	RebF	RebA	Margin
Bethune-Cookman	33	1926-1941	58.4-58.8	-0.5	685-1725	.397	136-489	.278	420-665	.632	1163	1046	+3.5
Coppin State	32	2043-2161	63.8-67.5	-3.7	729-1767	.413	185-534	.346	400-555	.721	993	1212	-6.8
Delaware State	32	1847-2098	57.7-65.6	-7.8	683-1615	.423	185-546	.339	296-454	.652	979	1063	-2.6
Florida A&M	31	1899-2228	61.3-71.9	-10.6	669-1724	.388	210-654	.321	351-564	.622	961	1276	-10.2
Hampton	32	1851-1902	57.8-59.4	-1.6	632-1683	.376	164-602	.272	423-639	.662	1125	1156	-1.0
Howard	31	1900-2186	61.3-70.5	-9.2	660-1576	.419	169-532	.318	411-643	.639	964	1158	-6.3
Maryland E. Shore	30	1757-2089	58.6-69.6	-11.1	588-1579	.372	152-490	.310	429-694	.618	1077	1063	+0.5
Morgan State	35	2333-2182	66.7-62.3	+4.3	857-2047	.419	181-537	.337	438-675	.649	1330	1208	+3.5
Norfolk State	31	2119-2219	68.4-71.6	-3.2	764-1768	.432	160-481	.333	431-663	.650	1068	1123	-1.8
North Carolina A&T	32	2145-2138	67.0-66.8	+0.2	782-1842	.425	209-630	.332	372-587	.634	1204	1206	-0.1
South Carolina State	31	2166-2092	69.9-67.5	+2.4	792-1729	.458	142-459	.309	440-655	.672	1232	1002	+7.4

ATTENDANCE	Home	Average	Away	Average	Neutral	Average	Total	Average
Bethune-Cookman	11-21498	1954	17-39819	2342	5-19137	3827	33-80454	2438
Coppin State	8-6408	801	18-114492	6361	6-17947	2991	32-138847	4339
Delaware State	11-11923	1084	17-97038	5708	4-10434	2608	32-119395	3731
Florida A&M	10-22735	2274	17-82331	4843	4-22006	5502	31-127072	4099
Hampton	11-20730	1885	15-45882	3059	6-25753	4292	32-92365	2886
Howard	14-18120	1294	15-34619	2308	2-7544	3772	31-60283	1945
Maryland E. Shore	11-23100	2100	18-49162	2731	1-7974	7974	30-80236	2675
Morgan State	10-22607	2261	17-58474	3440	8-21545	2693	35-102626	2932
Norfolk State	10-20356	2036	15-41441	2763	6-17558	2926	31-79355	2560
North Carolina A&T	12-27262	2272	17-70149	4126	3-6310	2103	32-103721	3241
South Carolina State	14-16634	1188	13-33947	2611	4-14286	3572	31-64867	2092
Totals	122-211373	1733	179-667354	3728	49-170494	3479	350-1049221	2998

