



BAYLOR VOLLEYBALL

Follow Baylor Volleyball on twitter and facebook for the latest news, updates and information.

twitter: @BaylorVball

facebook: www.facebook.com/baylorvolleyball

Volleyball Contact: Todd Zeidler | E: todd_zeidler@baylor.edu O: (254) 710-4049 C: (254) 644-3458

storylines



Baylor finished the season 18-14 and 5-11 in the Big 12 to finish seventh. The Bears earned their fourth-ever bid (1999, '01, '09) and second in the last three seasons.



Baylor's tournament road ahead parallels its route in 2009, when the Bears traveled to California (UCLA) in the opening rounds as part of the Gainesville, Fla., Regional.



This week, MB Briana Tolbert was named to the All-Big 12 First Team, notching team-leading career highs in kills (341), kills/set (2.80), and hitting percentage (.341, 3rd best in league).



SR L Allison King broke Baylor records for career digs (2,081) and digs in a season (624), while also moving into second on the Big 12 all-time digs list. King has 31 matches with 10-plus digs.



Baylor eclipsed the 2,000-dig mark for just the seventh time in program history and currently have the fifth-highest program total ever with 2,117.



Head coach Jim Barnes earned his BU-record 130th win on Oct. 5 in a sweep over Texas Tech. Currently, he sits just two wins away from 300 with a career mark of 298-217.



With its final home game of the season, Baylor set a program attendance record for second time in three seasons at 879 per match, and totaled more than 11,000 for the third straight year.



Baylor closed the non-conference portion of the regular season at Texas State to improve to 13-3 outside of the Big 12. Baylor won the Baylor Classic and UNLV Classic titles.

matchup

NCAA FIRST AND SECOND ROUNDS

Stanford, Calif. | Maples Pavilion (7,223) | Dec. 2-3

Audio Webcast: www.BaylorBears.com (pxp - Todd Zeidler)

Video Webcast: www.NCAA.com



(20-12)

Michigan Wolverines 4:30 p.m. PT/6:30 p.m. CT

All-Time Series: First-ever meeting

Michigan finished the season eighth in the Big Ten, earning three top-25 victories on the season (No. 16 Minnesota, No. 23 Dayton and No. 24 Florida State). UM has five players that average at least 2.0 kills/set, led by OH Alex Hunt's 3.23 mark. MB Courtney Fletcher leads with a .330 clip, while S Lexi Dannemiller averages 11.62 assists/set. On defense, Sloane Donhoff averages 4.53 digs/set.



(21-7)

Stanford Cardinal

All-Time Series: Never met

Stanford, the No. 11 overall seed in the NCAAs, finished the season tied for fourth in the Pac-12 and has now earned a bid in all 31 years of the NCAA VB Championship. OH Rachel Williams leads with 4.32 kills/set, while MB Carly Wopat hits a team-best .393 with 3.22 kills/set. On defense, five players average at least 2.0 digs/set and Wopat averages 1.59 blocks/set, third best in the nation.



(27-7)

Sacred Heart Pioneers

All-Time Series: Never met

The Northeast Conference champion Pioneers enter on a nine-match win streak with a record of 27-7. SHU earned its second consecutive NEC crown and NCAA bid. OH Kimmee Roleder leads the offense with 3.94 kills/set, while MB Elise Sage leads with a .345 hitting percentage. On defense, L Jessica Colberg averages 4.14 digs/set and MB Joanna Ovsenek leads with 0.67 blocks/set.

2011 season schedule

Aug. 26	at #13 Purdue [^]	L, 0-3	Sept. 21	#25 OKLAHOMA*	L, 1-3	Nov. 12	at #25 Oklahoma*	W, 3-1
Aug. 27	vs. College of Charleston [^]	W, 3-0	Sept. 24	at Kansas State*	L, 0-3	Nov. 16	at #9 Texas* (TV-LHN)	L, 0-3
Aug. 27	vs. VCU [^]	W, 3-0	Sept. 28	at Texas A&M*	L, 2-3	Nov. 19	#13 IOWA STATE*	L, 2-3
Sept. 2	McNEESE STATE\$	W, 3-0	Oct. 1	KANSAS*	W, 3-1	Nov. 26	at Kansas*	L, 1-3
Sept. 3	UT-PAN AMERICAN\$	W, 3-0	Oct. 5	TEXAS TECH*	W, 3-0	Dec. 2	vs. #22 Michigan !	6:30 p.m.
Sept. 3	NORTHERN COLORADO\$	W, 3-2	Oct. 8	MISSOURI*	W, 3-2			
Sept. 6	WEST VIRGINIA	W, 3-0	Oct. 11	NORTH TEXAS	W, 3-0			
Sept. 9	vs. UTEP ~	W, 3-2	Oct. 15	at #15 Iowa State*	L, 0-3			
Sept. 10	vs. Mississippi State ~	L, 1-3	Oct. 19	#10 TEXAS* (TV-LHN)	L, 1-3			
Sept. 10	at Lamar ~	W, 3-0	Oct. 26	at Texas Tech	L, 2-3			
Sept. 13	at TCU	L, 0-3	Oct. 29	KANSAS STATE*	W, 3-2			
Sept. 16	vs. San Francisco%	W, 3-0	Nov. 1	at Texas State	W, 3-2			
Sept. 17	vs. Fresno State%	W, 3-0	Nov. 5	at Missouri*	L, 1-3			
Sept. 17	at UNLV%	W, 3-2	Nov. 9	TEXAS A&M*	L, 1-3			

[^] - Mortar Board Premier (West Lafayette, Ind.)

^{\$} - Fairfield Inn North Baylor Classic (Waco, Texas)

[~] - MCM Elegante' Invitational (Beaumont, Texas)

[%] - UNLV Classic (Las Vegas, Nev.)

^{*} - Big 12 Conference match

[!] - NCAA Tournament (Stanford, Calif.)

All Times Central. Home matches in **BOLD**.

FOLLOW BAYLOR ATHLETICS: www.facebook.com/baylorathletics | www.twitter.com/baylorathletics

team leaders

Baylor's current statistical leaders through 32 matches:








Hitting Percentage	.339	Briana Tolbert
Kills	341	Briana Tolbert
Kills Per Set	2.80	Briana Tolbert
Points	402.5	Briana Tolbert
Points Per Set	3.35	Torri Campbell
Assists	744	Kate Harris
Assists Per Set	8.89	Brittany Ridenour
Digs	624	Allison King
Digs Per Set	5.11	Allison King
Blocks	105	Torri Campbell
Blocks Per Set	0.90	Torri Campbell
Service Aces	21	Kate Harris

team/opponent comparison

2011 Stats	Baylor	Michigan	Stanford	Sacred Heart
Hit. %	.212	.230	.246	.224
Opponents	.196	.205	.170	.161
Kills/Set	13.18	14.20	13.98	14.23
Opponents	12.66	12.05	12.95	9.98
Assists/Set	12.15	13.23	13.30	13.25
Opponents	11.57	11.14	12.00	9.29
Aces/Set	0.85	1.49	0.92	1.66
Opponents	1.07	0.89	0.91	0.89
Blocks/Set	1.95	1.88	3.14	1.54
Opponents	2.07	2.70	1.84	2.67
Digs/Set	17.35	15.18	16.94	15.63
Opponents	17.15	14.18	16.17	13.40

2011 baylor roster

PROBABLE STARTERS

						
9	3	20	7	20	16	8
Kate Harris	Zoe Adom	Qian Zhang	Torri Campbell	Briana Tolbert	Adri Nora	Allison King
5-9 ▪ S	6-0 ▪ OH	6-0 ▪ OH	6-2 ▪ MB	6-3 ▪ MB	6-3 ▪ RS	5-11 ▪ L
8.89 a/s	2.33 k/s	1.60 k/s	2.72 k/s	2.80 k/s	2.66 k/s	5.11 d/s

No	Player	Pos	Ht	Cl-Exp	Hometown/High School (Last School)
1	Brittany Ridenour	S	5-10	SR-3L	Council Bluffs, Iowa/Lincoln
3	Zoe Adom	OH	6-0	RS SO-1L	Eules, Texas/Eules Trinity
4	Alyssa Dibbern	RS	6-2	JR-TR	Bay City, Texas/Bay City (San Jacinto College)
5	Nicole Bardaji	OH	5-11	FR-HS	Katy, Texas/Seven Lakes
6	Jordan Teel	OH	5-11	FR-HS	Argyle, Texas/Argyle
7	Torri Campbell	MB	6-2	JR-2L	Amarillo, Texas/Amarillo
8	Allison King	L	5-11	SR-3L	Carrollton, Texas/Hebron
9	Kate Harris	S	5-9	JR-1L	Lee's Summit, Mo./Lee's Summit West (Missouri)
10	Kayci Evans	DS	5-9	SO-1L	San Antonio, Texas/Ronald Reagan
12	Hope Ogden	DS	5-10	FR-HS	Dallas, Texas/Highland Park
13	Tori Cox	OH/RS	6-3	FR-HS	Oklahoma City, Okla./Putnam City
16	Adri Nora	Utility	6-3	FR-HS	Stillwater, Minn./Stillwater Area
18	Jordan Rice	DS	6-0	SR-3L	Waco, Texas/Midway
20	Qian Zhang	OH	6-0	SR-3L	Beijing, China/Yi Jia Gao Ji
21	Briana Tolbert	MB/RS	6-3	SR-3L	Houston, Texas/Cypress Springs
22	Melissa Jones	MB/RS	5-11	SR-HS	Thornton, Colo./Legacy

Head Coach: Jim Barnes (McNeese State, 1994) - Eighth season
Associate Head Coach: Mark Pryor (Baylor, 1995) - Second season
Assistant Coach: Candice O'Brien (Buffalo, 1997) - Eighth Season

SUPPORT STAFF

Director of Operations: Anthony Avillanoza
Sport Administrator: Tom Hill
Athletic Trainer: Kelly Bare
Media Relations: Todd Zedler
Strength & Conditioning Coach: Adam Davis
Academic Advisor: Kristen Bates

PRONUNCIATION GUIDE

ZOE ADOM - ZO-Eee UH-Dawm
 ADRI Nora - ODD-Ree
 Brittany RIDENOUR - RIDE-In-Our
 QIAN ZHANG - CHIN ZHAWNG

head coach

JIM BARNES

8th season at BU
 16th season overall



In his sixth season as a head coach at Baylor, Jim Barnes guided the Bears to the most prolific season in program history with an appearance in the Sweet 16 in 2009. Barnes is in his eighth season at BU and 16th as a Division I head coach with nearly 300 wins, including six 20-win seasons. He led the Bears to 24 wins in 2009, the fourth-most in school history and most in a single season since 1999.

Baylor recorded its third consecutive winning season in 2010, while leading the conference and ranking third in the nation in digs. The Bears added one All-Big 12 selection and finished sixth in the conference.

In 2009, Barnes' squad achieved previously unreachable milestones, including a trip to the Sweet 16 of the NCAA tournament, the first All-Americans in program history, and the defeat of the two highest-ranked opponents ever at Baylor. After earning an at-large bid into the NCAA Tournament, Barnes' crew took down Georgia Tech, then stunned eighth-seeded UCLA on its home floor to advance to the Sweet 16. Setter Taylor Barnes and middle blocker Anna Breyfogle became both Barnes' and Baylor's first All-Americans. Along the way, the Bears, who reached a program-high ranking of No. 17, took down 11th-ranked Iowa State, along with ninth-ranked UCLA to earn the two best wins in program history.

Breyfogle and Taylor Barnes, under Jim Barnes' guidance, piled up the postseason awards. The duo became the first pair to earn back-to-back all-conference and all-region awards, while Breyfogle became the first player in program history to earn a conference MVP honor. Breyfogle was named the Big 12's Defensive Player of the Year after leading the league in blocking by an astounding margin for the second consecutive season.

Barnes' 2008 team finished 18-13 overall, placing sixth in the Big 12 with a 9-11 record. Baylor's 18 regular season wins tied the most since 1999, while the Bears' nine Big 12 victories also tied for the most since 1999. Barnes' squad began the year with a then-school record eight-straight wins to open a season, then broke another school record, winning their first three Big 12 matches. After suffering injury setbacks during the second half of the season, the Bears narrowly missed an at-large bid to the NCAA tournament.

Barnes' crew was led by Breyfogle, who led the Big 12 in blocks per set, and Taylor Barnes, who led the conference in service aces per game. Each earned first-team all-Big 12 honors, as well as honorable mention All-South Central Region recognition.

In his first four seasons at the helm of the Baylor program, Barnes improved Baylor from a 12-win team to one that won as many as 18 matches in 2006. The Bears also improved from ninth in the Big 12 to a seventh-place finish.

BARNES' COACHING CAREER

	Overall			Conference		
	W	L	Pct.	W	L	Pct. Finish
1996 (Lamar)	20	13	.606	3	6	.333 6th
1997 (Lamar)	22	15	.595	8	1	.889 1st
1998 (Lamar)	19	12	.613	11	9	.550 6th
1999 (Lamar)	17	15	.531	11	9	.550 6th
2000 (Lamar)	24	11	.686	12	8	.600 5th
2001 (Lamar)	26	5	.839	18	2	.900 1st
2002 (Wyoming)	20	11	.645	5	9	.357 6th
2003 (Wyoming)	15	16	.484	4	10	.286 t-5th
2004	12	19	.387	4	16	.200 t-9th
2005	15	17	.479	6	14	.300 9th
2006	18	15	.545	6	14	.300 7th
2007	14	17	.452	6	14	.300 8th
2008	18	13	.581	9	11	.450 6th
2009	24	10	.706	11	9	.550 t-4th
2010	16	15	.516	9	11	.450 6th
2011	18	14	.563	5	11	.313 7th
TOTAL (16th)	298	218	.578	128	154	.454
At Baylor (8th)	136	120	.531	56	100	.360

record breakdown

	OVERALL	BIG 12
Overall	18-14	5-11
vs. Ranked Opponent	1-6	1-5
Home	9-4	4-4
Away	4-9	1-7
Neutral	5-1	0-0
Matches after a win	12-6	2-2
Matches after a loss	6-7	3-8
Three-set matches	10-5	1-3
Four-set matches	2-6	2-5
Five-set matches	6-3	2-3
When hitting .250 or better	9-2	2-1
When hitting below .250	8-12	3-10
When opponent hits .250 or better	1-7	0-6
When opponent hits below .250	17-7	5-5
When having higher attack pct.	16-2	4-2
When having lower attack pct.	2-12	1-9
When having more kills	16-3	4-3
When having fewer kills	2-11	1-8
When having same # of kills	0-0	0-0
At least three players with 10+ kills	9-4	4-4
Had three or more .300 hitters	14-4	4-3
Had 30 or more kills	18-13	5-10
Allowed 30 or more kills	13-14	5-11
Had 50 or more kills	11-6	5-5
Allowed 50 or more kills	8-9	4-8
When having more aces	7-1	2-1
When having fewer aces	8-13	3-10
When having same # of aces	3-0	0-0
When having more digs	12-5	2-4
When having fewer digs	4-9	2-7
When having same # of digs	2-0	1-0
When having more blocks	12-2	2-0
When having fewer blocks	5-10	3-9
When having same # of blocks	1-2	0-2
When winning Set 1	14-2	3-2
When losing Set 1	4-12	2-9
Lead 2-0	11-0	2-0
Down 0-2	1-5	1-3
Tied 1-1	7-9	2-8
Leading 2-1	4-1	3-1
Down 2-1	4-8	1-7
August	2-1	0-0
September	9-5	0-3
October	5-3	4-3
November	2-5	1-5
December	0-0	0-0
Tuesday	3-1	0-0
Wednesday	1-6	1-6
Friday	3-1	0-0
Saturday	11-6	3-6

chasing history

A look at current Baylor players in the school's all-time rankings:

Kills	Assists	Blocks
1. Elisha Polk (96-99) 2,272	1. Taylor Barnes (06-09) 5,210	1. Erin McElwain (92-95) 625
10. Ashlie Christenson (07-10) 1,145	8. Sarah Sivertson (95-98) 1,916	10. Kia Young (96-99) 329
Torri Campbell (09-p) 886	9. Brittany Ridenour (08-p) 1,229	Torri Campbell (09-p) 304
Attack Percentage	Digs	Service Aces
1. Cory Sivertson (91-94) .338	1. Allison King (08-p) 2,081	1. Taylor Barnes (06-09) 205
4. Elizabeth Graham (09-10) .293	2. Cory Sivertson (91-94) 1,575	10. Jenny DeLue (90-93) 110
Taylor Barnes (06-09) .293		Allison King (08-p) 74
5. Torri Campbell (09-p) .286		

the last time...

THE LAST TIME A BAYLOR PLAYER...

Had 20 or more kills:	Ashlie Christenson (20) vs. TCU; Sept. 7, 2010
Had 30 or more kills:	Tisha Schwartz (32) at Iowa State; Oct. 5, 2002
Had 35 or more kills:	Stevie Nicholas (36) at Kansas; Oct. 20, 2001
Had 50 or more attempts:	Ashlie Christenson (62) vs. TCU; Sept. 7, 2010
Had 60 or more attempts:	Ashlie Christenson (62) vs. TCU; Sept. 7, 2010
Had 70 or more attempts:	Katie Sanders (83) vs. Kansas State; Nov. 10, 2007
Had 80 or more attempts:	Katie Sanders (83) vs. Kansas State; Nov. 10, 2007
Had 50 or more assists:	Kate Harris (51) at Oklahoma; Nov. 12, 2011
Had 60 or more assists:	Taylor Barnes (62) vs. Missouri; Nov. 22, 2008
Had 70 or more assists:	Dana Chuha (71) vs. Missouri; Oct. 24, 2001
Had 80 or more assists:	Dana Chuha (88) at Texas Tech; Oct. 21, 2000
Had 90 or more assists:	Dana Chuha (94) vs. Temple; Dec. 3, 1999
Had 100 or more assists:	Dana Chuha (101) vs. Texas; Nov. 3, 1999*
Had 20 or more digs:	Allison King (21) at Kansas; Nov. 26, 2011
Had 30 or more digs:	Allison King (34) at Texas State; Nov. 1, 2011
Had 10 or more blocks:	Torri Campbell (10) vs UTEP; Sept. 9, 2011
Had a triple-double:	Taylor Barnes (10k-12d-40a) at Kansas; Nov. 14, 2009
Had a quadruple-double:	Cory Sivertson (13k-62a-23d-12b) vs. N. Iowa; Dec. 5, 1993

THE LAST TIME BAYLOR...

Beat a ranked opponent:	Nov. 12, 2011 at No. 25 Oklahoma (3-1)
Beat a ranked opponent at home:	Sept. 23, 2009 vs. No. 11 Iowa State (3-0)
Beat a ranked opponent on the road:	Nov. 12, 2011 at No. 25 Oklahoma (3-1)
Beat a ranked opponent at a neutral site:	Dec. 4, 1993 vs. Oregon State (3-1)
Opponent with less than 10 points in a 25-pt. set:	Sept. 17, 2011 vs. Fresno State (9)
Scored fewer than 10 points in a 25-pt. set:	Nov. 26, 2011 at Kansas (9)
Held an opponent under .100 hitting percentage:	Oct. 13, 2011 vs. Texas Tech (.069 - 3 sets)
Won five consecutive matches:	Aug 27, 2011 - Sept. 9, 2011 (7)
Won 10 consecutive matches:	Aug. 28, 2009-Sept. 12, 2009 (11)*
Won 15 consecutive sets:	Sept. 19, 2009 - Oct. 7, 2009 (17)
Won 17 consecutive sets:	Sept. 19, 2009 - Oct. 7, 2009 (17)*
Had 18 kills in a set:	Nov. 19, 2011 vs. Iowa State (18 - Set 4)
Had 20 kills in a set:	Nov. 9, 2011 vs. Texas A&M (20 - Set 1)
Had 70 kills in a match:	Sept. 7, 2010 vs. TCU (70 - 5 sets)
Had 90 kills in a match:	Sept. 1, 2004 at UT-Arlington (92 - 5 sets)
Had 100 kills in a match:	Dec. 3, 1999 vs. Temple (105 - 4 sets)
Had 175 attacks in a match:	Nov. 19, 2011 vs. Iowa State (184 - 5 sets)
Had 200 attacks in a match:	Sept. 7, 2010 vs. TCU (216 - 5 sets)
Had 225 attacks in a match:	Oct. 28, 2009 at Iowa State (236 - 5 sets)
Had 250 attacks in a match:	Oct. 21, 2000 at Texas Tech (259 - 5 sets)
Had an attacking percentage of .350:	Sept. 10, 2011 at Lamar (.368 - 3 sets)
Had an attacking percentage of .400:	Sept. 10, 2010 vs. Jacksonville (.440 - 3 sets)
Had an attacking percentage of .450:	Sept. 12, 2003 at Jacksonville (.451 - 3 sets)
Had an attacking percentage of .300 in five sets:	Nov. 19, 2008 at Texas Tech (.331)
Had 80 digs in a match:	Nov. 12, 2011 at Oklahoma (87 - 4 sets)
Had 100 digs in a match:	Oct. 26, 2011 at Texas Tech (103 - 5 sets)
Had 125 digs in a match:	Nov. 3, 1999 vs. Texas (165 - 5 sets)
Had 150 digs in a match:	Nov. 3, 1999 vs. Texas (165 - 5 sets)
Had 10 service aces in a match:	Sept. 1, 2009 vs. TCU (10 - 5 sets)
Had 15 service aces in a match:	Aug. 30, 2008 vs. Prairie View A&M (16 - 3 sets)
Had 10 total blocks in a match:	Oct. 1, 2011 vs. Kansas (10.0 - 4 sets)
Had 15 total blocks in a match:	Sept. 9, 2011, vs. UTEP (16.0 - 5 sets)
Had 20 total blocks in a match:	Sept. 19, 2007 at Colorado (23.0 - 5 sets)*

*School Record

individual player notes



ZOE ADOM

3

6-0 ■ OH ■ RS-SO ■ 1L
EULESS, TEXAS (EULESS TRINITY)

■ **Season Stats (Total/Per Set)**

Kills: 245/2.33 **Assists:** 2/0.02 **Digs:** 90/0.86 **Blocks:** 37/0.35 **Aces:** 3/0.03

- First year in starting role - Started 21 of 32 matches, including 14 of last 15
- Recorded 12 matches with at least 10 kills, including 6 of last 9
- Notched at least 1 block in 18 matches, including 6 with at least 3 blocks
- Set career highs with 19 kills, 4.0 blocks and 22.0 points in 5-set win over No. Colo.
- Earned Academic All-Big 12 First Team honors

season/career high

Kills	19 vs. No. Colo. (9/3/11)
<i>Career</i>	<i>same</i>
Attacks	54 vs. Kansas (10/1/11)
<i>Career</i>	<i>same</i>
Assists	1 vs. Missouri (10/8/11)
<i>Career</i>	<i>1, two times</i>
Digs	9 vs. Kansas State (10/29/11)
<i>Career</i>	<i>same</i>
Blocks	4, two times (last at TCU, 9/13/11)
<i>Career</i>	<i>same</i>



TORRI CAMPBELL

7

6-2 ■ MB ■ JR ■ 2L
AMARILLO, TEXAS (AMARILLO)

■ **Season Stats (Total/Per Set)**

Kills: 313/2.72 **Assists:** 14/0.12 **Digs:** 52/0.45 **Blocks:** 105/0.91 **Aces:** 13/0.11

- Recorded at least 10 kills 19 times, including 10 of last 14
- Team-leading blocker at 105.0/0.91 per set - at least one block in 31 of 32 matches
- Had only career double-double with 12 kills and 10 blocks in five-set win over UTEP
- Scored at least 10.0 total points in 27 of 32 matches, including last 10
- Preseason All-Big 12 selection

season/career high

Kills	18 at Texas State (11/1/11)
<i>Career</i>	<i>18, three times</i>
Attacks	41, two times (last vs. Iowa State, 11/19/11)
<i>Career</i>	<i>49 at Iowa State (10/28/09)</i>
Assists	2, two times (last at Missouri, 11/5/11)
<i>Career</i>	<i>same</i>
Digs	8 vs. Kansas State (10/29/11)
<i>Career</i>	<i>same</i>
Blocks	10 vs. UTEP (9/9/11)
<i>Career</i>	<i>same</i>



TORI COX

13

6-3 ■ OH/RS ■ FR ■ HS
OKLAHOMA CITY, OKLA. (PUTNAM CITY)

■ **Season Stats (Total/Per Set)**

Kills: 10/1.43 **Assists:** 0/0.00 **Digs:** 8/1.14 **Blocks:** 2/0.29 **Aces:** 0/0.00

- Switched to Outside Hitter from playing Middle Blocker in high school
- Played in four matches, coming off bench to spark offense with 3 kills vs. No. 13 Iowa St.
- Had a career-high 5 kills against UTPA in a 3-set win
- Recorded a block in 2 of 4 matches played
- Notched career-high 6 digs against UTPA

season/career high

Kills	5 vs. UTPA (9/3/11)
<i>Career</i>	<i>same</i>
Attacks	21 vs. UTPA (9/3/11)
<i>Career</i>	<i>same</i>
Assists	-
<i>Career</i>	-
Digs	6 vs. UTPA (9/3/11)
<i>Career</i>	<i>same</i>
Blocks	1, two times (last vs. North Texas, 10/11/11)
<i>Career</i>	<i>same</i>



ALYSSA DIBBERN

4

6-2 ■ RS ■ JR-TR
BAY CITY, TEXAS (BAY CITY/SAN JACINTO COLLEGE)

■ **Season Stats (Total/Per Set)**

Kills: 170/1.91 **Assists:** 5/0.06 **Digs:** 56/0.63 **Blocks:** 62/0.70 **Aces:** 0/0.00

- Transferred to Baylor after 2 NJCAA All-American seasons at San Jacinto (Texas) CC
- Recorded five matches with at least 10 kills
- Played both rightside and leftside
- Notched at least 1 block in 24 of 28 matches played, including at least 3 12 times
- Had career-high 15 kills in win over UNLV and career-high 6 blocks in win over UTEP

season/career high

Kills	15 at UNLV (9/17/11)
<i>Career</i>	<i>same</i>
Attacks	39 at UNLV (9/17/11)
<i>Career</i>	<i>same</i>
Assists	1, five times (last vs. Kansas, 10/1/11)
<i>Career</i>	<i>same</i>
Digs	6 at Texas Tech (10/26/11)
<i>Career</i>	<i>same</i>
Blocks	6 vs. UTEP (9/9/11)
<i>Career</i>	<i>same</i>



KAYCI EVANS

10

5-9 ■ DS/L ■ SO ■ 1L
SAN ANTONIO, TEXAS (RONALD REAGAN)

■ **Season Stats (Total/Per Set)**

Kills: 1/0.01 **Assists:** 6/0.09 **Digs:** 125/1.81 **Blocks:** 0/0.00 **Aces:** 5/0.07

- Entered as starting DS over last 14 matches
- Recorded at least 10 digs three times
- Has .928 reception percentage in 223 total chances
- Notched a career-high 12 digs in just two sets of win over UTPA
- Earned Academic All-Big 12 First Team honors

season/career high

Kills	1 vs. Kansas (10/1/11)
<i>Career</i>	-
Attacks	3 vs. Kansas (10/1/11)
<i>Career</i>	<i>same</i>
Assists	1, five times (last vs. Iowa State, 11/19/11)
<i>Career</i>	<i>same</i>
Digs	12 vs. UTPA (9/3/11)
<i>Career</i>	<i>same</i>
Blocks	-
<i>Career</i>	-

individual player notes



KATE HARRIS

9

5-9 ▪ S ▪ JR
LEE'S SUMMIT, MO. (LEE'S SUMMIT WEST/MISSOURI)

▪ **Season Stats (Total/Per Set)**

Kills: 16/0.13 **Assists:** 744/6.20 **Digs:** 321/2.67 **Blocks:** 19/0.16 **Aces:** 21/0.17

- Floor captain, took over as starting setter over last 16 matches, also Academic All-Big 12
- Notched at least 50 assists 5 times, including career-high 57 against former team Missouri
- Averaged 10.41 assists per set during 16 matches as starting setter
- Has 11 double-doubles on season, including 20-20 match with 39 assists/22 digs vs. A&M
- Notched 14 matches with at least 10 digs, including 3 with 20-plus

season/career high

Kills	4 vs. Kansas (10/1/11)
<i>Career</i>	<i>same</i>
Attacks	10 vs. Kansas (10/1/11)
<i>Career</i>	<i>same</i>
Assists	57 vs. Missouri (10/8/11)
<i>Career</i>	<i>same</i>
Digs	22 at Texas A&M (9/28/11)
<i>Career</i>	<i>same</i>
Blocks	4 at Texas State (11/1/11)
<i>Career</i>	<i>same</i>



MELISSA JONES

22

5-11 ▪ MB/RS ▪ SR ▪ BU
THORNTON, COLO. (LEGACY)

▪ **Season Stats (Total/Per Set)**

Kills: 5/0.62 **Assists:** 0/0.00 **Digs:** 1/0.12 **Blocks:** 5/0.62 **Aces:** 0/0.00

- Former All-American basketball player for Lady Bears, using fifth year of eligibility for VB
- Played in five matches this season with two starts
- Notched 2 kills on 2 separate occasions
- Recorded blocks in four of five matches played, including 2 in 1 set played vs. McNeese St.
- Her two kills in 3-set win over North Texas came on just 3 swings to hit .667

season/career high

Kills	2, two times (last vs. North Texas, 10/11/11)
<i>Career</i>	<i>same</i>
Attacks	10 vs. UTPA (9/3/11)
<i>Career</i>	<i>same</i>
Assists	-
<i>Career</i>	-
Digs	1 vs. UTPA (9/3/11)
<i>Career</i>	-
Blocks	2 vs. McNeese State (9/2/11)
<i>Career</i>	<i>same</i>



ALLISON KING

8

5-11 ▪ OH/L ▪ SR
CARROLTON, TEXAS (HEBRON)

▪ **Season Stats (Total/Per Set)**

Kills: 6/0.05 **Assists:** 118/0.97 **Digs:** 624/5.11 **Blocks:** 0/0.00 **Aces:** 11/0.09

- Started all 32 matches and played all 122 sets at setter, also earned Academic All-Big 12
- Ranked second in the Big 12 and 30th in the NCAA with 5.11 digs per set
- Racked up at least 10 digs in 30 straight matches and 31 of 32, also had 12 with 20-plus
- Had a career-high 34 digs in win at Texas State on way to BU single-season record 624
- Broke career digs record at BU and ranked second all-time in Big 12 with 2,081 digs in career

season/career high

Kills	1, three times (last at Oklahoma, 11/12/11)
<i>Career</i>	<i>13 vs. Kansas (10/14/10)</i>
Attacks	5 at Kansas (11/26/11)
<i>Career</i>	<i>44 vs. Texas A&M (10/6/10)</i>
Assists	10 at UNLV (9/21/11)
<i>Career</i>	<i>10, two times</i>
Digs	34 at Texas State (11/1/11)
<i>Career</i>	<i>same</i>
Blocks	-
<i>Career</i>	<i>3, three times (last at Missouri, 10/16/10)</i>



ADRI NORA

16

6-3 ▪ UTILITY ▪ FR ▪ HS
STILLWATER, MINN. (STILLWATER AREA)

▪ **Season Stats (Total/Per Set)**

Kills: 229/2.66 **Assists:** 2/0.02 **Digs:** 34/0.40 **Blocks:** 31/0.36 **Aces:** 3/0.03

- Started season at Outside Hitter, but moved to right side midway through season
- Named to 2011 Big 12 All-Freshman Team as right side
- Recorded 12 matches with at least 10 kills, including 17 vs. KSU in first match at right side
- Notched at least one block in 20 of 26 matches played, including at least 2 in 10 matches
- Third on team with 2.66 kills/set and fourth with 229 total kills

season/career high

Kills	17 vs. Kansas State (10/29/11)
<i>Career</i>	<i>same</i>
Attacks	45 vs. Oklahoma (9/21/11)
<i>Career</i>	<i>same</i>
Assists	1, two times (last at Texas State, 11/1/11)
<i>Career</i>	<i>same</i>
Digs	4, two times (last at TCU, 9/13/11)
<i>Career</i>	<i>same</i>
Blocks	3 vs. Texas A&M (11/9/11)
<i>Career</i>	<i>same</i>



HOPE OGDEN

12

5-10 ▪ DS ▪ FR ▪ HS
DALLAS, TEXAS (HIGHLAND PARK)

▪ **Season Stats (Total/Per Set)**

Kills: 2/0.03 **Assists:** 10/0.15 **Digs:** 130/1.97 **Blocks:** 0/0.00 **Aces:** 8/0.12

- Played in 23 matches at DS, in a starting role in 15
- Recorded more than 10 digs three times, including career-high 15 at home vs. Oklahoma
- Fifth on team with 130 total digs and 1.97 digs/set
- Tallied a .941 reception percentage in 205 total chances this season
- Had perfect 1.000 reception percentage in 14 of 23 matches played

season/career high

Kills	1 vs. VCU (8/27/11)
<i>Career</i>	<i>same</i>
Attacks	2, two times (last at TCU, 9/13/11)
<i>Career</i>	<i>same</i>
Assists	2, two times (last vs. VCU, 8/27/11)
<i>Career</i>	<i>same</i>
Digs	15 vs. Oklahoma (9/21/11)
<i>Career</i>	<i>same</i>
Blocks	-
<i>Career</i>	-

individual player notes



JORDAN RICE

18

6-0 ■ DS/L ■ SR
WACO, TEXAS (MIDWAY)

■ **Season Stats (Total/Per Set)**

Kills: 0/0.00 **Assists:** 2/0.03 **Digs:** 122/1.82 **Blocks:** 1/0.01 **Aces:** 8/0.12

- Missed first four weeks of season with broken hand, returned to play DS in 16 matches
- Recorded at least 10 digs 4 times, including season-high 17 in 4-set win at Oklahoma
- Ranks sixth on team with 122 digs and 1.82 digs/set
- Tallied a .938 reception percentage in 192 total chances, with perfect 1.000 in 11 matches
- Earned Academic All-Big 12 First Team honors

season/career high

Kills	-
<i>Career</i>	1, five times (last vs. UCF, 9/4/09)
Attacks	2 vs. Missouri (10/8/11)
<i>Career</i>	4 at Missouri (9/21/08)
Assists	1, two times (last vs. Texas, 10/19/11)
<i>Career</i>	4 vs. Iowa State (9/23/09)
Digs	17 at Oklahoma (11/12/11)
<i>Career</i>	19 at UCLA (12/5/09)
Blocks	1 at Oklahoma (11/12/11)
<i>Career</i>	same



BRITTANY RIDENOUR

1

5-10 ■ S ■ SR ■ 3L
COUNCIL BLUFFS, IOWA (LINCOLN)

■ **Season Stats (Total/Per Set)**

Kills: 54/0.86 **Assists:** 560/8.89 **Digs:** 148/2.35 **Blocks:** 62/0.70 **Aces:** 11/0.17

- Team captain, Served as starting setter for first 16 matches of season
- Recorded seven assist/dig double-doubles
- Recorded career-high 50 assists in 5-set win over UTEP
- Notched kills in 17 of 22 matches played from setter position, including 4-plus 9 times
- Earned Academic All-Big 12 Second Team honors

season/career high

Kills	8 at UNLV (9/17/11)
<i>Career</i>	same
Attacks	12 at UNLV (9/17/11)
<i>Career</i>	same
Assists	50 vs. UTEP (9/9/11)
<i>Career</i>	same
Digs	16 at TCU (9/13/11)
<i>Career</i>	19 vs. Missouri (9/21/08)
Blocks	5 vs. No. Colo. (9/3/11)
<i>Career</i>	same



JORDAN TEEL

6

5-11 ■ OH/RS ■ FR ■ HS
ARGYLE, TEXAS (ARGYLE)

■ **Season Stats (Total/Per Set)**

Kills: 0/0.00 **Assists:** 0/0.00 **Digs:** 1/0.50 **Blocks:** 0/0.00 **Aces:** 0/0.00

- Played in two matches
- Recorded seven total attacks and one dig against Fresno State

season/career high

Kills	-
<i>Career</i>	-
Attacks	7 vs. Fresno State (9/17/11)
<i>Career</i>	same
Assists	-
<i>Career</i>	-
Digs	1 vs. Fresno State (9/17/11)
<i>Career</i>	same
Blocks	-
<i>Career</i>	-



BRIANA TOLBERT

21

6-3 ■ MB/RS ■ SR ■ 3L
HOUSTON, TEXAS (CYPRESS SPRINGS)

■ **Season Stats (Total/Per Set)**

Kills: 341/2.80 **Assists:** 4/0.03 **Digs:** 61/0.50 **Blocks:** 102/0.84 **Aces:** 5/0.04

- Started all 32 matches and played all 122 sets
- Earned 2011 First Team All-Big 12 honors, and named Big 12 Off. Player of the Week once
- Notched at least 10 kills in 17 matches, including career-high 19 in 4-set win at No. 25 OU
- Leads team in hitting percentage (.339, 3rd in Big 12), kills (341) and kills/set (2.80)
- Second on team with 102 blocks and 0.84 blocks/set; had at least 1 block in all 32 matches

season/career high

Kills	19 at Oklahoma, 11/12/11
<i>Career</i>	same
Attacks	39 at Oklahoma, 11/12/11
<i>Career</i>	same
Assists	1, four times (last vs. Kansas State, 10/29/11)
<i>Career</i>	2 vs. Kansas (10/13/10)
Digs	9 at TCU (9/13/11)
<i>Career</i>	same
Blocks	7 vs. Kansas (10/1/11)
<i>Career</i>	8 vs. Kansas (10/13/10)



QIAN ZHANG

20

6-0 ■ OH ■ SR ■ 3L
BEIJING, CHINA (YI JIA GAO JI)

■ **Season Stats (Total/Per Set)**

Kills: 192/1.60 **Assists:** 15/0.12 **Digs:** 336/2.80 **Blocks:** 29/0.24 **Aces:** 16/0.13

- Six-rotation starter at Outside Hitter in all 32 matches, playing 120 of 122 sets
- Notched at least 10 kills four times, including career-high 13 in win over McNeese State
- Had at least 10 digs in 19 matches, including a string of 12 in a row earlier this season
- Tallied four kill-dig double-doubles
- Only Chinese-born player in program history

season/career high

Kills	13 vs. McNeese State (9/2/11)
<i>Career</i>	same
Attacks	51 at Texas Tech (10/26/11)
<i>Career</i>	same
Assists	2 vs. UTEP (9/9/11)
<i>Career</i>	2, two times
Digs	22 vs. UNLV (9/17/11)
<i>Career</i>	same
Blocks	3, two times (last at Kansas, 11/26/11)
<i>Career</i>	3, three times

radio/tv speed chart



1 • BRITTANY RIDENOUR

S ▪ 5-10 ▪ Sr.-3L
Council Bluffs, Iowa



3 • ZOE ADOM

OH ▪ 6-0 ▪ RS So.-1L
Euless, Texas



4 • ALYSSA DIBBERN

RS ▪ 6-2 ▪ Jr.-TR
Bay City, Texas



5 • NICOLE BARDAJI

OH ▪ 5-11 ▪ Fr.-HS
Katy, Texas



6 • JORDAN TEEL

OH/RS ▪ 5-11 ▪ Fr.-HS
Argyle, Texas



7 • TORRI CAMPBELL

MB ▪ 6-2 ▪ Jr.-2L
Amarillo, Texas



8 • ALLISON KING

OH/L ▪ 5-11 ▪ Sr.-3L
Carrollton, Texas



9 • KATE HARRIS

S ▪ 5-9 ▪ Jr.-1L
Lee's Summit, Mo.



10 • KAYCI EVANS

L/DS ▪ 5-9 ▪ So.-1L
San Antonio, Texas



12 • HOPE OGDEN

DS ▪ 5-10 ▪ Fr.-HS
Dallas, Texas



13 • TORI COX

OH/RS ▪ 6-3 ▪ Fr.-HS
Oklahoma City, Okla.



16 • ADRI NORA

Utility ▪ 6-3 ▪ Fr.-HS
Stillwater, Minn.



18 • JORDAN RICE

DS/L ▪ 6-0 ▪ Sr.-3L
Waco, Texas



20 • QIAN ZHANG

OH ▪ 6-0 ▪ Sr.-3L
Beijing, China



21 • BRIANA TOLBERT

MB/RS ▪ 6-3 ▪ Sr.-3L
Houston, Texas



22 • MELISSA JONES

MB/RS ▪ 5-11 ▪ Sr.-HS
Thornton, Colo.



JIM BARNES

Head Coach
8th season



MARK PRYOR

Associate Head Coach
2nd season



CANDICE O'BRIEN

Assistant Coach
8th season



ANTHONY AVILLANOZA

Director of Operations
1st season

Baylor Combined Team Statistics (as of Nov 26, 2011)
All matches

Overall record: 18-14 Conf: 5-11 Home: 9-4 Away: 4-9 Neutral: 5-1

#	Player	sp	Attack					Set		Serve			Dig			Blocking					points	
			k	k/s	e	ta	pct	a	a/s	sa	se	sa/s	re	dig	dig/s	bs	ba	total	blk/s	be		bhe
21	Tolbert, Briana	122	341	2.80	85	755	.339	4	0.03	5	21	0.04	3	61	0.50	11	91	102	0.84	7	1	402.5
7	Campbell, Torri	115	313	2.72	97	759	.285	14	0.12	13	24	0.11	2	52	0.45	13	92	105	0.91	4	1	385.0
3	Adom, Zoe	105	245	2.33	123	839	.145	2	0.02	3	7	0.03	4	90	0.86	7	30	37	0.35	3	0	270.0
16	Nora, Adri	86	229	2.66	98	621	.211	2	0.02	3	5	0.03	3	34	0.40	3	28	31	0.36	7	3	249.0
20	Zhang, Qian	120	192	1.60	92	730	.137	15	0.12	16	24	0.13	35	336	2.80	1	28	29	0.24	3	1	223.0
4	Dibbern, Alyssa	89	170	1.91	78	510	.180	5	0.06	0	0	0.00	1	56	0.63	10	52	62	0.70	12	0	206.0
1	Ridenour, Brittany	63	54	0.86	16	107	.355	560	8.89	11	17	0.17	0	148	2.35	3	20	23	0.37	4	10	78.0
5	Bardaji, Nicole	27	24	0.89	15	91	.099	0	0.00	0	0	0.00	0	8	0.30	0	11	11	0.41	1	0	29.5
9	Harris, Kate	120	16	0.13	8	79	.101	744	6.20	21	47	0.17	3	321	2.67	1	18	19	0.16	3	16	47.0
13	Cox, Tori	7	10	1.43	4	35	.171	0	0.00	0	1	0.00	2	8	1.14	0	2	2	0.29	0	1	11.0
8	King, Allison	122	6	0.05	4	35	.057	118	0.97	11	23	0.09	23	624	5.11	0	0	0	0.00	0	4	17.0
22	Jones, Melissa	8	5	0.62	2	18	.167	0	0.00	0	0	0.00	0	1	0.12	0	5	5	0.62	0	0	7.5
12	Ogden, Hope	66	2	0.03	2	11	.000	10	0.15	8	13	0.12	12	130	1.97	0	0	0	0.00	0	2	10.0
10	Evans, Kayci	69	1	0.01	1	18	.000	6	0.09	5	4	0.07	16	125	1.81	0	0	0	0.00	0	1	6.0
18	Rice, Jordan	67	0	0.00	1	6	-.167	2	0.03	8	17	0.12	12	122	1.82	0	1	1	0.01	0	1	8.5
6	Teel, Jordan	2	0	0.00	3	7	-.429	0	0.00	0	0	0.00	0	1	0.50	0	0	0	0.00	0	0	0.0
BAYLOR		122	1608	13.18	629	4621	.212	1482	12.15	104	203	0.85	130	2117	17.35	49	378	238.0	1.95	44	41	1950.0
Opponents		122	1544	12.66	647	4584	.196	1411	11.57	130	207	1.07	103	2092	17.15	55	396	253.0	2.07	55	23	1927.0

Team Statistics	BU	OPP	Date	Opponent	Score	Score by set	Att.
ATTACK							
Kills	1608	1544	1Aug 26	at #13 Purdue	L 0-3	14-25,22-25,17-25	2076
Errors	629	647	1Aug 27	vs Coll. of Charleston	w 3-0	25-21,25-15,25-18	1828
Total Attacks	4621	4584	1Aug 27	vs Va. Commonwealth	w 3-0	25-20,25-19,25-18	2206
Attack Pct	.212	.196	2Sep 02	MCNEESE STATE	w 3-0	25-10,25-16,25-22	815
Kills/Set	13.2	12.7	2Sep 03	UTPA	w 3-0	25-9,25-19,25-19	725
SET							
Assists	1482	1411	2Sep 03	NORTHERN COLORADO	w 3-2	25-20,22-25,18-25,25-18,15-9	1127
Assists/Set	12.1	11.6	Sep 06	WEST VIRGINIA	w 3-0	25-14,25-19,25-20	873
SERVE							
Aces	104	130	3Sep 09	vs UTEP	w 3-2	25-27,25-19,19-25,25-22,15-12	134
Errors	203	207	3Sep 10	vs Mississippi State	L 1-3	21-25,25-21,19-25,20-25	117
Aces/Set	0.9	1.1	3Sep 10	at Lamar University	w 3-0	25-18,25-12,25-23	387
SERVE RECEPTIONS							
Errors	130	103	Sep 13	at TCU Horned Frogs	L 0-3	19-25,20-25,24-26	1477
Errors/Set	1.1	0.8	4Sep 16	vs San Francisco	w 3-0	25-19,25-22,25-17	0
Attempts	2382	2412	4Sep 17	vs Fresno State	w 3-0	25-9,25-20,25-21	0
Reception Pct	.945	.957	4Sep 17	at UNLV	w 3-2	25-23,20-25,25-18,16-25,15-12	356
DEFENSE							
Digs	2117	2092	*Sep 21	#25 OKLAHOMA	L 1-3	22-25,26-24,24-26,18-25	1189
Digs/Set	17.4	17.1	*Sep 24	at Kansas State	L 0-3	19-25,15-25,18-25	1352
BLOCKING							
Block Solo	49	55	*Sep 28	at Texas A&M	L 2-3	20-25,25-22,25-19,15-25,5-15	2247
Block Assist	378	396	*Oct 01	KANSAS	w 3-1	25-23,23-25,25-17,25-22	808
Total Blocks	238.0	253.0	*Oct 05	TEXAS TECH	w 3-0	25-19,25-23,25-18	832
Blocks/Set	2.0	2.1	*Oct 08	MISSOURI	w 3-2	23-25,16-25,25-18,25-20,15-8	733
Block Errors	44	55	*Oct 11	NORTH TEXAS	w 3-0	25-15,25-21,25-16	501
Ball handling errors	41	23	*Oct 15	at #15 Iowa State	L 0-3	19-25,14-25,18-25	2170
ATTENDANCE							
Total	11355	18203	*Oct 19	#10 TEXAS	L 1-3	16-25,25-16,15-25,19-25	1402
Dates/Avg Per Date	13/873	13/1400	*Oct 26	at Texas Tech	L 2-3	13-25,25-18,24-26,25-10,13-15	902
Neutral site #/Avg	6/714		*Oct 29	KANSAS STATE	w 3-2	25-21,25-22,18-25,14-25,15-13	803
Current win streak	0	-	Nov 01	at Texas State	w 3-2	22-25,25-16,21-25,25-22,15-8	942
Home win streak	0	-	*Nov 05	at Missouri	L 1-3	22-25,25-17,20-25,25-27	1578
			*Nov 09	TEXAS A&M	L 1-3	25-21,20-25,21-25,13-25	942
			*Nov 12	at #25 Oklahoma	w 3-1	26-28,27-25,25-22,25-22	933
			*Nov 16	at #9 TEXAS	L 0-3	23-25,19-25,16-25	2683
			*Nov 19	#13 IOWA STATE	L 2-3	25-22,12-25,15-25,26-24,12-15	605
			*Nov 26	at Kansas	L 1-3	26-24,23-25,18-25,9-25	1100

- 1 - Mortar Board Premier (West Lafayette, Ind.)
- 2 - Fairfield Inn North Baylor Classic (Waco, Texas)
- 3 - MCM Elegante' Invitational (Beaumont, Texas)
- 4 - UNLV Classic (Las Vegas, Nev.)

Record in 3-set matches:10-5 • Record in 4-set matches:2-6 • Record in 5-set matches:6-3

Baylor Combined Team Statistics (as of Nov 26, 2011)
Conference matches

RECORD:	OVERALL	HOME	AWAY	NEUTRAL
ALL GAMES	5-11	4-4	1-7	0-0
CONFERENCE	5-11	4-4	1-7	0-0
NON-CONFERENCE	0-0	0-0	0-0	0-0

#	Player	sp	Attack				pct	Set		Serve			re	Dig		Blocking					points		
			k	k/s	e	ta		a	a/s	sa	se	sa/s		dig	dig/s	bs	ba	total	blk/s	be		bhe	
21	Tolbert, Briana	65	190	2.92	52	427	.323	1	0.02	1	3	0.02	1	15	0.23	7	44	51	0.78	3	1	220.0	
7	Campbell, Torri	65	173	2.66	70	456	.226	10	0.15	12	19	0.18	2	43	0.66	6	41	47	0.72	3	0	211.5	
3	Adom, Zoe	60	141	2.35	71	469	.149	1	0.02	3	7	0.05	4	48	0.80	2	17	19	0.32	2	0	154.5	
20	Zhang, Qian	65	113	1.74	66	470	.100	5	0.08	8	11	0.12	20	190	2.92	1	16	17	0.26	3	1	130.0	
16	Nora, Adri	44	109	2.48	52	322	.177	1	0.02	0	1	0.00	0	15	0.34	0	13	13	0.30	3	3	115.5	
4	Dibbern, Alyssa	45	72	1.60	37	245	.143	1	0.02	0	0	0.00	1	26	0.58	4	21	25	0.56	6	0	86.5	
9	Harris, Kate	63	13	0.21	3	50	.200	596	9.46	5	18	0.08	1	202	3.21	0	11	11	0.17	2	12	23.5	
1	Ridenour, Brittany	14	7	0.50	5	17	.118	93	6.64	0	3	0.00	0	26	1.86	0	4	4	0.29	1	4	9.0	
8	King, Allison	65	6	0.09	2	23	.174	52	0.80	8	11	0.12	7	323	4.97	0	0	0	0.00	0	4	14.0	
5	Bardaji, Nicole	9	5	0.56	5	23	.000	0	0.00	0	0	0.00	0	1	0.11	0	2	2	0.22	1	0	6.0	
13	Cox, Tori	2	3	1.50	1	8	.250	0	0.00	0	0	0.00	0	0	0.00	0	0	0	0.00	0	0	3.0	
10	Evans, Kayci	53	1	0.02	1	14	.000	5	0.09	5	3	0.09	13	99	1.87	0	0	0	0.00	0	1	6.0	
18	Rice, Jordan	58	0	0.00	1	6	-.167	1	0.02	5	16	0.09	11	108	1.86	0	1	1	0.02	0	1	5.5	
12	Ogden, Hope	18	0	0.00	0	2	.000	1	0.06	1	3	0.06	3	41	2.28	0	0	0	0.00	0	0	1.0	
	TEAM	-	-	-	-	-	-	-	-	-	-	-	8	-	-	-	-	-	-	-	-	-	-
	BAYLOR	65	833	12.82	366	2532	.184	767	11.80	48	95	0.74	71	1137	17.49	20	170	105.0	1.62	24	27	986.0	
	Opponents	65	885	13.62	307	2481	.233	815	12.54	71	107	1.09	48	1175	18.08	31	264	163.0	2.51	34	12	1119.0	

Team Statistics	BU	OPP
ATTACK		
Kills	833	885
Errors	366	307
Total Attacks	2532	2481
Attack Pct	.184	.233
Kills/Set	12.8	13.6
SET		
Assists	767	815
Assists/Set	11.8	12.5
SERVE		
Aces	48	71
Errors	95	107
Aces/Set	0.7	1.1
SERVE RECEPTIONS		
Errors	71	48
Errors/Set	1.1	0.7
Attempts	1350	1239
Reception Pct	.947	.961
DEFENSE		
Digs	1137	1175
Digs/Set	17.5	18.1
BLOCKING		
Block Solo	20	31
Block Assist	170	264
Total Blocks	105.0	163.0
Blocks/Set	1.6	2.5
Block Errors	24	34
Ball handling errors	27	12
ATTENDANCE		
Total	7314	12965
Dates/Avg Per Date	8/914	8/1621
Neutral site #/Avg	0/0	-
Current win streak	0	-
Home win streak	0	-

Date	Opponent	Score	Score by set	Att.
*Sep 21	#25 OKLAHOMA	L 1-3	22-25,26-24,24-26,18-25	1189
*Sep 24	at Kansas State	L 0-3	19-25,15-25,18-25	1352
*Sep 28	at Texas A&M	L 2-3	20-25,25-22,25-19,15-25,5-15	2247
*Oct 01	KANSAS	w 3-1	25-23,23-25,25-17,25-22	808
*Oct 05	TEXAS TECH	w 3-0	25-19,25-23,25-18	832
*Oct 08	MISSOURI	w 3-2	23-25,16-25,25-18,25-20,15-8	733
*Oct 15	at #15 Iowa State	L 0-3	19-25,14-25,18-25	2170
*Oct 19	#10 TEXAS	L 1-3	16-25,25-16,15-25,19-25	1402
*Oct 26	at Texas Tech	L 2-3	13-25,25-18,24-26,25-10,13-15	902
*Oct 29	KANSAS STATE	w 3-2	25-21,25-22,18-25,14-25,15-13	803
*Nov 05	at Missouri	L 1-3	22-25,25-17,20-25,25-27	1578
*Nov 09	TEXAS A&M	L 1-3	25-21,20-25,21-25,13-25	942
*Nov 12	at #25 Oklahoma	w 3-1	26-28,27-25,25-22,25-22	933
*Nov 16	at #9 TEXAS	L 0-3	23-25,19-25,16-25	2683
*Nov 19	#13 IOWA STATE	L 2-3	25-22,12-25,15-25,26-24,12-15	605
*Nov 26	at Kansas	L 1-3	26-24,23-25,18-25,9-25	1100

- 1 - Mortar Board Premier (West Lafayette, Ind.)
- 2 - Fairfield Inn North Baylor Classic (Waco, Texas)
- 3 - MCM Elegante' Invitational (Beaumont, Texas)
- 4 - UNLV Classic (Las Vegas, Nev.)

Record in 3-set matches: 1-3
Record in 4-set matches: 2-5
Record in 5-set matches: 2-3