



media information

2007 lady bears

coaches and staff

administration

opponents

2006 review

history

records

this is baylor

RECORDS



95

media information

2007 lady bears

coaches and staff

administration


opponents

2006 review

history

records

this is baylor



ERIN McELWAIN

MATCHES

1. Erin McElwain, 1992-1995	148
2. Jenny DeLue, 1990-1993	146
3. Cory Sivertson, 1991-1994	145
Sharon Pratt, 1994-1997	145
5. Laura Welton, 1992-1995	141
6. Brenda Kunz, 1990-1993	138
7. Elisha Polk, 1996-1999	135
Kia Young, 1996-1999	135
9. Sarah Sivertson, 1995-1998	133
Dana Atkinson, 1997-2000	133

GAMES

1. Cory Sivertson, 1991-1994	527
2. Erin McElwain, 1992-1995	515
3. Jenny DeLue, 1990-1993	500
4. Elisha Polk, 1996-1999	484
5. Sharon Pratt, 1994-1997	480
6. Nicole LeBlanc, 2003-2006	479
7. Kia Young, 1996-1999	473
Dana Atkinson, 1997-2000	473
9. Emily Huston, 2002-2005	461
10. Heather Williams, 1989-1992	460

KILLS

1. Elisha Polk, 1996-1999	2,272
2. Stevie Nicholas, 2000-2003	1,548
3. Heather Williams, 1989-1992	1,506
4. Tisha Schwartz, 2000-2003	1,501
5. Kia Young, 1996-1999	1,449
6. Nicole LeBlanc, 2003-2006	1,410
7. Jenny DeLue, 1990-1993	1,241
8. Sunny Nicholas, 1998-2001	1,090
9. Stella Odion, 2002-2005	1,049
10. Tatiana Kenon, 1998-2001	1,032


ATTACK PERCENTAGE

Minimum 500 Kills

1. Cory Sivertson, 1991-1994	.338
2. D. Guilliard-Young, 2003-2006	.309
3. Sunny Nicholas, 1998-2001	.283
4. Susie O'Malley, 1983-1986	.273
5. Jana Ranly, 1985-1988	.269
6. Tatiana Kenon, 1998-2001	.253
7. Stevie Nicholas, 2000-2003	.252
8. Kia Young, 1996-1999	.250
9. Tisha Schwartz, 2000-2003	.230
10. Nicole LeBlanc, 2003-2006	.229

TOTAL ATTEMPTS


1. Elisha Polk, 1996-1999	5,633
2. Heather Williams, 1989-1992	4,331
3. Nicole LeBlanc, 2003-2006	3,880
4. Tisha Schwartz, 2000-2003	3,848
5. Kia Young, 1996-1999	3,728
6. Jenny DeLue, 1990-1993	3,682
7. Stevie Nicholas, 2000-2003	3,680
8. Sarah Sivertson, 1995-1998	2,728
9. Stella Odion, 2002-2005	2,701
10. Nicole DeNault, 1994-1997	2,587



DANA CHUHA

ASSISTS

1. Dana Chuha, 1998-2001	4,955
2. Cory Sivertson, 1991-1994	4,846
3. Emily Huston, 2002-2005	4,619
4. Sharon Pratt, 1993-1996	2,696
5. Beth Fountain, 1982-1985	2,609
6. Shelly Ginter, 1985-1988	2,462
7. Sarah Sivertson, 1995-1998	1,916
8. Taylor Barnes, 2006-present	1,353
9. Jennifer Harris, 1997	1,131
10. Jenny Kenyon, 1986-1989	892



CORY SIVERTSON

SERVICE ACES

1. Cory Sivertson, 1991-1994	195
2. Emily Huston, 2002-2005	182
3. Heather Williams, 1989-1992	168
4. Jana Ranly, 1985-1988	136
5. Stevie Nicholas, 2000-2003	124
6. Shelley Keyes, 1984-1987	114
Dana Atkinson, 1997-2000	114
8. Erin McElwain, 1992-1995	113
9. Jenny DeLue, 1990-1993	110
10. Sarah Sivertson, 1995-1998	108

DIGS

1. Cory Sivertson, 1991-1994	1,575
2. Dana Atkinson, 1997-2000	1,515
3. Elisha Polk, 1996-1999	1,507
4. Jenny DeLue, 1990-1993	1,344
5. Heather Williams, 1989-1992	1,236
6. Kristen Schramek, 2004-present	1,234
7. Sharon Pratt, 1993-1996	1,230
8. Stevie Nicholas, 2000-2003	1,216
9. Nicole LeBlanc, 2003-2006	1,127
10. Brenda Kunz, 1990-1993	1,108

BLOCKS

1. Erin McElwain, 1992-1995	625
2. D. Guilliard-Young, 2003-2006	600
3. Jana Ranly, 1985-1988	534
4. Cory Sivertson, 1991-1994	523
5. Dawn Martin, 1987-1990	460
6. Jennifer Burrows, 1989-1992	439
7. Jenny DeLue, 1990-1993	353
8. Tisha Schwartz, 2000-2003	342
9. Kia Young, 1996-1999	329
10. D'Ann Arthur, 1992-1995	321



96



PER GAME RECORDS (MINIMUM 200 GAMES)

KILLS PER GAME

	Kills	G	KPG
1. Elisha Polk	2,272	484	4.69
2. Stevie Nicholas	1,548	392	3.95
3. Tisha Schwartz	1,501	423	3.55
4. Heather Williams	1,506	460	3.27
5. Kia Young	1,449	473	3.06

SERVICE ACES PER GAME

	Aces	G	SAPG
1. Emily Huston	182	461	0.394
2. Cory Sivertson	195	527	0.370
3. Heather Williams	168	460	0.365
4. Jana Ranly	136	392	0.347
5. Stevie Nicholas	124	392	0.316

RALLY SCORING ONLY (2001-PRESENT)

KILLS

1,410	Nicole LeBlanc	2003-06
1,353	Tisha Schwartz	2001-03
1,049	Stella Odion	2002-05
935	Stevie Nicholas	2001-03
880	Kelly Spriggs	2002-05

TOTAL ATTEMPTS

3,880	Nicole LeBlanc	2003-06
3,503	Tisha Schwartz	2001-03
2,701	Stella Odion	2002-05
2,379	Kelly Spriggs	2002-05
2,281	Stevie Nicholas	2001-03

ASSISTS

4,619	Emily Huston	2002-05
1,460	Dana Chuha	2001
1,353	Taylor Barnes	2006-present
719	Jillian Mazzarella	2001-05
157	Maggie Chlebana	2003-05
119	Stella Odion	2002-05

SERVICE ACES

182	Emily Huston	2002-05
104	Stevie Nicholas	2001-03
97	Nicole LeBlanc	2003-06
80	Stella Odion	2002-05
62	Tisha Schwartz	2001-03


DIGS

1,234	Kristen Schramek	2004-present
1,127	Nicole LeBlanc	2003-06
894	Emily Huston	2002-05
862	Stevie Nicholas	2001-03
775	Stella Odion	2002-05


BLOCKS

600	Desiree Guilliard-Young	2003-06
383	Nicole LeBlanc	2003-06
304	Emily Huston	2002-05
294	Stella Odion	2002-05
273	Tisha Schwartz	2001-03

Active players in **bold**.



ELISHA POLK




EMILY HUSTON

TOTAL ATTEMPTS PER GAME

	Att.	G	TAPG
1. Elisha Polk	5,633	484	11.64
2. Heather Williams	4,331	460	9.41
3. Stevie Nicholas	3,680	392	9.39
4. Tisha Schwartz	3,848	423	9.10
5. Nicole LeBlanc	3,880	479	8.10

DIGS PER GAME

	Digs	G	DPG
1. Kristen Schramek	1,234	340	3.63
2. Dana Atkinson	1,515	473	3.20
3. Elisha Polk	1,507	484	3.11
4. Stevie Nicholas	1,216	392	3.10
5. Cory Sivertson	1,575	527	2.99



ELISHA POLK



KRISTEN SCHRAMEK

ASSISTS PER GAME

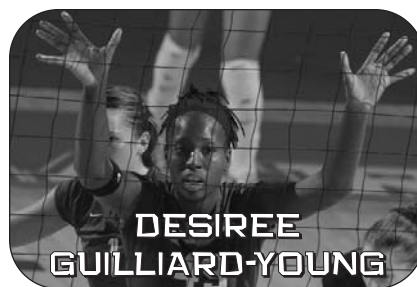
	Assists	G	APG
1. Dana Chuha	4,955	410	12.09
2. Emily Huston	4,619	461	10.02
3. Cory Sivertson	4,846	527	9.20
4. Shelly Ginter	2,462	307	8.02
5. Beth Fountain	2,609	428	6.10

BLOCKS PER GAME

	Blks.	G	BPG
1. Desiree Guilliard-Young	600	413	1.45
2. Jana Ranly	534	392	1.36
3. Erin McElwain	625	515	1.21
4. Dawn Martin	460	397	1.16
5. Cory Sivertson	523	527	0.99



DANA CHUHA



**DESIREE
GUILLIARD-YOUNG**

media information

2007 lady bears

coaches and staff

administration

opponents

2006 review

history

records

this is baylor





media information

2007 lady bears

coaches and staff

administration

opponents

2006 review

history

records

this is baylor



ATTACK PERCENTAGE

(MINIMUM 10 KILLS)

3-GAME MATCH

Pct.	Player, Opponent	Date
.938	Cory Sivertson (15-0-16) vs. Rice	10/7/92
.786	Anna Breyfogle (12-1-14) vs. New Mexico	9/11/06
.773	Tatiana Kenon (17-0-22) vs. UTPA	9/2/00
.714	D. Guilliard-Young (11-1-14) at Jacksonville	9/13/03
.714	Tisha Schwartz (10-0-14) vs. UCLA	11/24/00

4-GAME MATCH

.846	Heather Saari (11-0-13) at Lamar	11/4/94
.688	Jennifer Burrows (11-0-16) vs. UTSA	10/19/92
.667	Erin McElwain (13-1-18) vs. Wright State	9/24/94
.666	Cory Sivertson (11-1-15) at Valparaiso	9/5/92
.615	Anna Breyfogle (17-1-26) at Texas State	9/5/06
.611	D. Guilliard-Young (12-1-18) at Texas A&M	11/1/06

5-GAME MATCH

.684	Jennifer Burrows (14-1-19) vs. Villanova	9/11/92
.600	Heather Saari (18-0-30) at Stephen F. Austin	9/6/94
.600	Heather Saari (11-2-15) at Rice	10/12/94
.563	Margo Singley (11-2-16) vs. Tulsa	8/30/97
.542	Cory Sivertson (14-1-24) vs. Texas A&M	10/22/94

KILLS

3-GAME MATCH

K	Player, Opponent	Date
32	Elisha Polk vs. Kansas	11/6/98
26	Stevie Nicholas vs. Texas A&M	11/3/01
25	Elisha Polk at Texas Tech	11/17/99
23	Stevie Nicholas vs. UNLV	11/24/00
23	Elisha Polk vs. Kansas	11/13/99
23	Elisha Polk vs. Iowa State	10/24/99

4-GAME MATCH

34	Elisha Polk vs. Oklahoma	10/17/97
32	Elisha Polk vs. Temple	12/3/99
32	Stevie Nicholas at Oklahoma	11/8/00
32	Tisha Schwartz at Iowa State	10/5/02
30	Stevie Nicholas vs. Oral Roberts	8/30/02

5-GAME MATCH

36	Elisha Polk vs. Kansas State	11/21/98
36	Stevie Nicholas at Kansas	10/20/01
35	Kia Young vs. Texas	11/3/99
35	Stevie Nicholas vs. Kansas State	10/25/00
34	Stevie Nicholas at Missouri	9/23/00

30-KILL MATCHES

K	Player, Opponent (games)	Date
36	Elisha Polk vs. Kansas State (5)	11/21/98
36	Stevie Nicholas at Kansas (5)	10/20/01
35	Kia Young vs. Texas (5)	11/3/99
35	Stevie Nicholas vs. Kansas State (5)	10/25/00
34	Elisha Polk vs. Oklahoma (4)	10/17/97
34	Stevie Nicholas at Missouri (5)	9/23/00
32	Elisha Polk vs. Kansas (3)	11/6/98
32	Elisha Polk vs. Temple (4)	12/3/99
32	Stevie Nicholas at Oklahoma (4)	11/8/00
32	Stevie Nicholas vs. Texas (5)	10/27/01
32	Stevie Nicholas vs. Missouri (5)	11/24/01
32	Tisha Schwartz at Iowa State (4)	10/5/02
30	Stevie Nicholas vs. Oral Roberts (4)	8/30/02

TOTAL ATTEMPTS

3-GAME MATCH

TA	Player, Opponent	Date
63	Stevie Nicholas at Nebraska	11/17/01
63	Elisha Polk vs. Kansas	11/6/98
62	Tisha Schwartz vs. Oklahoma	11/30/02
60	Tisha Schwartz vs. Iowa State	10/26/02
55	Tisha Schwartz vs. Texas A&M	11/6/02

4-GAME MATCH

83	Tisha Schwartz at Iowa State	10/5/02
80	Elisha Polk vs. Iowa State	11/15/97
79	Kia Young vs. Kansas State	11/27/99
75	Elisha Polk vs. Temple	12/3/99
68	Stevie Nicholas at Oklahoma	11/8/00

5-GAME MATCH

89	Kia Young vs. Texas	11/3/99
82	Elisha Polk vs. Texas	11/3/99
82	Stevie Nicholas at Texas Tech	10/21/00
79	Kia Young at SMU	9/11/99
79	Stevie Nicholas at Kansas	10/20/01

ASSISTS

3-GAME MATCH

A	Player, Opponent (games)	Date
56	Dana Chuha vs. Oklahoma	11/26/99
54	Dana Chuha vs. UNLV	11/24/00
53	Dana Chuha at Texas	10/27/00
53	Dana Chuha vs. UTPA	9/2/00
52	Dana Chuha at Rice	9/2/00
52	Dana Chuha vs. Kansas	11/13/99

4-GAME MATCH

*94	Dana Chuha vs. Temple	12/3/99
78	Sharon Pratt vs. Texas Tech	11/27/96
76	Dana Chuha vs. Kansas State	11/27/99
73	Dana Chuha at Kansas State	10/20/99
68	Dana Chuha vs. Cal Poly	9/8/01
68	Dana Chuha vs. Texas Tech	9/13/00

5-GAME MATCH

101	Dana Chuha vs. Texas	11/3/99
88	Dana Chuha at Texas Tech	10/21/00
83	Dana Chuha vs. Texas	9/20/00
81	Cory Sivertson vs. SHSU	11/15/93
78	Dana Chuha at Texas A&M	11/10/99

DIGS

3-GAME MATCH

D	Player, Opponent (games)	Date
22	Kristen Schramek vs. Houston	9/9/06
22	Kristen Schramek vs. Missouri	9/28/05
22	Kristen Schramek at Nebraska	10/6/04
22	Dana Atkinson vs. Akron	9/18/99
22	Elisha Polk vs. Texas Tech	10/12/99
21	Elisha Polk vs. Akron	9/18/99

4-GAME MATCH

31	Elisha Polk vs. Kansas State	11/27/99
26	Heather Williams vs. Texas Tech	11/4/92
25	Kristen Schramek at Texas A&M	11/1/06
25	Dana Atkinson vs. Texas A&M	10/7/00
25	Cory Sivertson vs. Texas Tech	11/4/92
24	Kristen Schramek vs. Arkansas State	9/8/06
24	Tisha Schwartz vs. SMU	11/12/03
24	Daniella Lloreda at Iowa State	10/5/02

5-GAME MATCH

*39	Elisha Polk vs. Texas	11/3/99
36	Dana Atkinson at Texas Tech	10/21/00
34	Kristen Schramek vs. Missouri	10/27/06
31	Jenny DeLue at Sam Houston State	11/15/93
30	Brenda Kunz at Sam Houston State	11/15/93
29	Brenda Kunz at Kansas	11/6/93
29	Dana Atkinson vs. Texas	11/3/99
29	Stevie Nicholas at Texas Tech	10/21/00

BLOCKS

3-GAME MATCH

B	Player, Opponent	Date
11	Erin McElwain vs. Stephen F. Austin	9/14/93
11	Cory Sivertson vs. Lamar	9/18/93
10	D'Ann Arthur vs. Sam Houston State	10/31/95
10	Erin McElwain vs. New Orleans	9/4/92
9	Cory Sivertson vs. Cal Poly	11/27/93

4-GAME MATCH

13	Amanda Modglin at Northern Arizona	9/17/05
12	Anna Breyfogle vs. UC-Davis	8/25/06
12	Desiree Guilliard-Young vs. Texas	10/8/05
12	Nicole LeBlanc at Houston	9/10/03
11	Desiree Guilliard-Young vs. Kansas	10/22/05
11	Adeline Meira vs. Nebraska	10/23/04
11	Nicole LeBlanc vs. Nebraska	10/23/04

5-GAME MATCH

16	Cory Sivertson vs. Sam Houston State	9/17/93
12	Desiree Guilliard-Young at Colorado	11/22/06
12	Desiree Guilliard-Young at Iowa State	10/29/05
12	Cory Sivertson vs. Northern Iowa	12/5/93
12	D'Ann Arthur vs. Sam Houston State	9/17/93
11	Desiree Guilliard-Young vs. Texas Tech	11/26/05
11	Heather Saari vs. Houston	9/22/93
11	Erin McElwain vs. Houston	9/22/93

SERVICE ACES

3-GAME MATCH

SA	Player, Opponent	Date
*9	Laura Daniela Lloreda vs. Texas State	10/22/01
8	Stevie Nicholas vs. Arkansas-Little Rock	9/6/02
6	Sarah Sivertson vs. NE Louisiana	8/29/97
6	Nicole DeNault vs. UAB	9/23/94
6	Cory Sivertson vs. Saint Louis	11/14/92

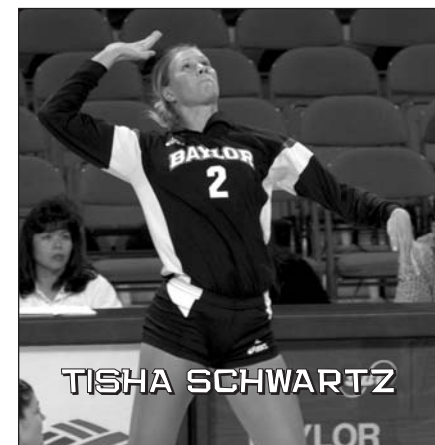
4-GAME MATCH

*11	Taylor Barnes at Missouri	9/27/06
7	Stevie Nicholas vs. Colorado	9/22/01
6	Emily Huston vs. Sam Houston State	9/22/03
6	Laura Daniela Lloreda vs. Colorado	9/22/01
5	Taylor Barnes at Texas A&M	11/1/06
5	Emily Huston at Texas	11/5/05
5	Emily Huston vs. Morehead State	9/3/04
5	Stella Odion at Iowa State	9/20/03
5	Stevie Nicholas vs. Colorado	9/18/02
5	Laura Daniela Lloreda vs. Oral Roberts	8/30/02

5-GAME MATCH

6	Stevie Nicholas vs. Utah State	9/14/02
6	Tatiana Kenon vs. Texas	9/20/00
6	Sharon Pratt at Texas State	9/13/94
5	Kristen Schramek vs. Texas Tech	9/20/06
5	Marisa Kersten at Oklahoma	10/29/03
5	Cory Sivertson vs. Sam Houston State	9/17/93

* - Big 12 Record





MATCHES

1. Brandi Cantrell, 1993	41
Jenny DeLue, 1993	41
Erin McElwain, 1993	41
Laura Welton, 1993	41
5. D'Ann Arthur, 1993	40
Brenda Kunz, 1993	40
Sharon Pratt, 1993	40
8. Five with	39

GAMES

1. Jenny DeLue, 1993	146
Heather Williams, 1993	143
3. Kathi Jones, 1991	139
Cory Sivertson, 1993	139
Erin McElwain, 1993	139
6. Heather Williams, 1991	137
Cory Sivertson, 1994	137
8. Jenny DeLue, 1991	136
Sharon Pratt, 1991	136
10. Heather Saari, 1994	134

KILLS

1. Elisha Polk, 1998	620
2. Elisha Polk, 1997	619
3. Stevie Nicholas, 2000	613
4. Stevie Nicholas, 2001	597
5. Elisha Polk, 1999	594
6. Kia Young, 1999	589
7. Tisha Schwartz, 2003	554
8. Tisha Schwartz, 2002	492
9. Heather Williams, 1991	477
10. Heather Williams, 1992	467

KILLS PER GAME

(MINIMUM 200 KILLS)

1. Stevie Nicholas, 2000	5.68
2. Stevie Nicholas, 2002	5.45
3. Stevie Nicholas, 2001	5.33
4. Elisha Polk, 1998	5.21
5. Elisha Polk, 1997	5.07
6. Elisha Polk, 1999	4.71
7. Tisha Schwartz, 2002	4.69
8. Kia Young, 1999	4.67
9. Tisha Schwartz, 2003	4.20
10. Heather Williams, 1992	3.86

TOTAL ATTEMPTS

1. Elisha Polk, 1997 **	1,540
2. Kia Young, 1999	1,513
3. Elisha Polk, 1999	1,489
4. Elisha Polk, 1998	1,482
5. Tisha Schwartz, 2003	1,480
6. Stevie Nicholas, 2001	1,457
7. Heather Williams, 1991	1,399
Stevie Nicholas, 2000	1,399
9. Tisha Schwartz, 2002	1,334
10. Jenny DeLue, 1993	1,259

ATTEMPTS PER GAME

(MINIMUM 600 ATTEMPTS)

1. Stevie Nicholas, 2001	13.01
2. Tisha Schwartz, 2002	12.70
3. Stevie Nicholas, 2000	12.62
4. Elisha Polk, 1997	12.62
5. Elisha Polk, 1998	12.45
6. Kia Young, 1999	12.01
7. Elisha Polk, 1999	11.82
8. Tisha Schwartz, 2003	11.21
9. Heather Williams, 1992	10.36
10. Heather Williams, 1991	10.21

ATTACK PERCENTAGE

(MINIMUM 200 KILLS)

1. Cory Sivertson, 1994	.372	.236-58-479
2. Cory Sivertson, 1992	.350	.289-77-605
3. D. Guilliard-Young, 2006	.345	.333-98-682
4. Cory Sivertson, 1993	.342	.244-68-515
5. Heather Saari, 1994	.323	.251-69-564
6. Sunny Nicholas, 1999	.320	.393-120-853
D. Guilliard-Young, 2003	.320	.243-78-516
8. Jana Ranly, 1986	.315	.231-78-486
9. Anna Breyfogle, 2006	.310	311-103-671
10. Nicole LeBlanc, 2003	.309	.287-73-692
Jana Ranly, 1988	.309	282-102-583

ASSISTS

1. Dana Chuha, 2000	1,623
2. Emily Huston, 2003	1,532
3. Dana Chuha, 2001	1,460
4. Sharon Pratt, 1996	1,370
5. Taylor Barnes, 2006	1,353
6. Cory Sivertson, 1991	1,334
7. Emily Huston, 2005	1,319
8. Dana Chuha, 1999	1,308
9. Cory Sivertson, 1992	1,249
10. Emily Huston, 2004	1,245

ASSISTS PER GAME

(MINIMUM 600 ASSISTS)

1. Dana Chuha, 2000 *	15.03
2. Dana Chuha, 1999 *	14.70
3. Dana Chuha, 2001	13.39
4. Emily Huston, 2003	11.88
5. Sharon Pratt, 1996	11.71
6. Taylor Barnes, 2006	11.37
Emily Huston, 2005	11.37
8. Jennifer Harris, 1997	11.31
9. Emily Huston, 2004	11.02
10. Cory Sivertson, 1991	9.60

SERVICE ACES

1. Cory Sivertson, 1992	63
2. Taylor Barnes, 2006	61
Emily Huston, 2004	61
4. Stevie Nicholas, 2001	59
5. Laura Daniela Lloreda, 2001	51
6. Susie O'Malley, 1985	48
7. Jana Ranly, 1985	46
Heather Williams, 1991	46
Cory Sivertson, 1994	46
10. Heather Williams, 1992	45
Emily Huston, 2005	45
Emily Huston, 2003	45

SERVICE ACES PER GAME

(MINIMUM 30 ACES)

1. Stevie Nicholas, 2002	0.950
2. Emily Huston, 2004	0.540
3. Stevie Nicholas, 2001	0.527
4. Taylor Barnes, 2006	0.513
5. Cory Sivertson, 1992	0.474
6. Laura Daniela Lloreda, 2001	0.455
7. Jana Ranly, 1985	0.451
8. Susie O'Malley, 1985	0.449
9. Heather Williams, 1990	0.444
10. Shelley Keyes, 1986	0.443

DIGS

1. Elisha Polk, 1999 **	557
2. Jenny DeLue, 1993	493
3. Kristen Schramek, 2006	485
4. Brenda Kunz, 1993	465
5. Dana Atkinson, 1999	429
6. Cory Sivertson, 1991	421
7. Sharon Pratt, 1994	419
8. Stevie Nicholas, 2003	410
9. Kathi Jones, 1991	406
10. Cory Sivertson, 1994	403

DIGS PER GAME (MINIMUM 300 DIGS)

1. Elisha Polk, 1999 **	4.42
2. Kristen Schramek, 2006	4.01
3. Laura Daniela Lloreda, 2001	3.48
4. Kristen Schramek, 2005	3.43
Dana Atkinson, 1999	3.43
6. Kristen Schramek, 2004	3.41
7. Dana Atkinson, 2000	3.40
8. Jenny DeLue, 1993	3.38
9. Stevie Nicholas, 2000	3.28
10. Shelley Keyes, 1986	3.26
Cory Sivertson, 1993	3.26

TOTAL BLOCKS

1. Erin McElwain, 1993	185
2. Desiree Guilliard-Young, 2006	182
3. Erin McElwain, 1994	170
4. Dawn Martin, 1989	166
5. Adeline Meira, 2004	161
6. Jennifer Burrows, 1991	157
7. Jana Ranly, 1985	155
8. Cory Sivertson, 1993	155
9. Desiree Guilliard-Young, 2004	153
10. Anna Breyfogle, 2006	152


TOTAL BLOCKS PER GAME

(MINIMUM 80 BLOCKS)

1. Desiree Guilliard-Young, 2005	1.85
2. Desiree Guilliard-Young, 2006	1.58
3. Adeline Meira, 2004	1.56
4. Jana Ranly, 1985	1.52
5. Dawn Martin, 1989	1.50
6. Jana Ranly, 1987	1.39
7. Desiree Guilliard-Young, 2004	1.37
Cory Sivertson, 1993	1.37
9. Anna Breyfogle, 2006	1.33
Erin McElwain, 1994	1.33
Erin McElwain, 1993	1.33

* - NCAA Leader

** - Big 12 Conference Record



DANA ATKINSON

media information

2007 lady bears

coaches and staff

administration

opponents

2006 review

history

records

this is baylor



99



media information
 2007 lady bears
 coaches and staff
 administration
 opponents
 2006 review
 history
 records
 this is baylor

ATTACK PERCENTAGE

Pct.	Opponent (games)	Date
.556	Jackson State (3)	9/3/99
.535	McNeese State (3)	9/3/05
.528	TCU (3)	9/20/97
.451	Jacksonville (3)	9/13/03
.449	South Alabama (3)	9/6/91
.441	Tennessee State (3)	9/9/06
.430	New Mexico (3)	9/11/06
.424	UTEP (3)	9/26/92
.424	UT-San Antonio (3)	8/30/96
.413	Texas-Pan American (3)	9/20/00

3-GAME MATCH

.556	Jackson State	9/3/99
.535	McNeese State	9/3/05
.528	Texas Christian	9/20/97
.451	Jacksonville	9/13/03
.449	South Alabama	9/6/91

4-GAME MATCH

.401	Villanova	9/11/92
.394	Louisiana Tech	9/17/93
.325	Rice	11/10/88
.323	Gonzaga	9/16/05
.323	Wright State	9/24/94

5-GAME MATCH

.357	Tulsa	9/10/04
.353	Stephen F.Austin State	9/15/92
.346	Utah State	9/14/02
.319	Missouri	11/24/01
.318	Kansas State	10/25/00

KILLS

K	Opponent (games)	Date
111	Texas (5)	11/3/99
105	Temple (4)	12/3/99
99	Sam Houston State (5)	11/15/93
98	at Texas Tech (5)	10/21/00
97	Texas Tech (4)	11/27/96
94	Kansas State (5)	11/21/98
94	Kansas State (5)	10/25/00
92	UT-Arlington (5)	9/1/04
90	Texas A&M (5)	11/10/99
89	Weber State (5)	9/8/95

3-GAME MATCH

66	vs. UT-Pan American	9/2/00
65	at Rice	9/2/00
65	at Texas	10/27/00
63	Rhode Island	9/7/01
63	Missouri	11/1/00

4-GAME MATCH

105	Temple	12/3/99
97	Texas Tech	11/27/96
88	Kansas State	11/27/99
88	at Oklahoma	11/8/00
86	at Kansas State	10/20/99

5-GAME MATCH

111	Texas	11/3/99
99	Sam Houston State	11/15/93
98	at Texas Tech	10/21/00
94	Kansas State	11/21/98
94	Kansas State	10/25/00

TOTAL ATTEMPTS

TA	Opponent (games)	Date
296	Texas (5)	11/3/99
291	Sam Houston State (5)	11/15/93
263	Sam Houston State (5)	9/17/93
259	Texas A&M (5)	11/10/99
259	Texas Tech (5)	10/21/00
243	Texas Tech (5)	11/21/01
240	Rice (4)	10/30/91
240	Rice (4)	9/5/98
236	Kansas State (5)	11/21/98
235	Temple (4)	12/3/99

3-GAME MATCH

178	Texas Tech	11/18/98
164	Rice	10/25/95
162	Missouri	11/1/00
162	Oregon State	9/4/93
161	Texas Tech	10/14/98

4-GAME MATCH

240	Rice	9/5/98
240	Rice	10/30/91
238	Rice	9/5/98
235	Temple	12/3/99
228	Kansas State	11/27/99

5-GAME MATCH

*296	Texas	11/3/99
291	Sam Houston State	11/15/93
263	Sam Houston State	9/17/93
259	Texas A&M	11/10/99
259	Texas Tech	10/21/00

ASSISTS

A	Opponent (games)	Date
106	Texas (5)	11/3/99
100	Temple (4)	12/3/99
90	Kansas State (5)	11/21/98
88	Texas Tech (5)	10/21/00
87	Texas Tech (4)	11/27/96
87	Texas (5)	9/20/00
86	Texas A&M (5)	11/10/99
84	Kansas State (4)	11/27/99
84	Kansas State (5)	10/25/00
83	Missouri (5)	11/24/01

3-GAME MATCH

60	Oklahoma	11/26/99
59	UNLV	11/24/00
59	Rice	9/2/00
59	UT-Pan American	9/2/00
58	Nebraska	11/17/01

4-GAME MATCH

100	Temple	12/3/99
87	Texas Tech	11/27/96
84	Kansas State	11/27/99
78	Cal Poly	9/8/01
76	Oklahoma	11/8/00

5-GAME MATCH

106	Texas	11/3/99
90	Kansas State	11/21/98
88	Texas Tech	10/21/00
87	Texas	9/20/00
86	Texas A&M	11/10/99

SERVICE ACES

SA	Opponent (games)	Date
18	Montana State (5)	9/3/88
16	Missouri (4)	9/27/06
15	Oral Roberts (4)	9/12/87
15	Colorado (4)	9/22/01
14	Stephen F.Austin (4)	9/4/87
14	Utah State (3)	9/10/88
14	Texas Tech (4)	10/12/88
14	Texas A&M (5)	10/24/88
14	Tulsa (3)	9/4/93
14	Sam Houston State (5)	9/17/93

3-GAME MATCH

14	Centenary	9/4/98
14	Tulsa	9/4/93
14	Utah State	9/10/88
13	Texas State	10/22/01
13	Saint Louis	11/14/92

4-GAME MATCH

16	Missouri	9/27/06
15	Colorado	9/22/01
15	Oral Roberts	9/12/87
14	Texas Tech	10/12/88
14	Stephen F.Austin	9/4/87

5-GAME MATCH

18	Montana State	9/3/88
14	Tulsa	8/30/97
14	Sam Houston State	9/17/93
14	Texas A&M	10/24/88
12	Utah State	9/14/02



KIA YOUNG



100



DIGS

D	Opponent (games)	Date
165	Texas (5)	11/3/99
143	Louisiana Tech (4)	9/2/89
132	Sam Houston State (5)	11/15/93
126	Lamar (5)	10/4/91
126	Sam Houston State (5)	9/17/93
122	Texas Tech (5)	10/21/00
120	Kansas (5)	9/6/93
116	Washington State (4)	11/27/93
112	Texas A&M (5)	11/10/99
111	Nevada (4)	11/23/93

3-GAME MATCH

*90	Texas A&M	10/7/00
86	Akron	9/18/99
84	Texas State	9/27/93
83	Texas Tech	10/12/99
82	Akron	9/18/99

4-GAME MATCH

143	Louisiana Tech	9/2/89
116	Washington State	11/27/93
111	Nevada	11/23/93
110	Kansas State	11/27/99
109	Texas Tech	11/4/92

5-GAME MATCH

*165	Texas	11/3/99
132	Sam Houston State	11/15/93
126	Lamar	10/4/91
126	Sam Houston State	9/17/93
122	Texas Tech	10/21/00

TOTAL BLOCKS

B	Opponent (games)	Date
33.0	Sam Houston State (5)	9/17/93
29.0	Houston (5)	9/22/93
26.0	Northern Iowa (5)	12/5/93
22.5	UC-Davis (4)	8/25/06
22.5	UT-San Antonio (5)	10/31/04
21.0	Lamar (5)	9/8/95
20.5	Texas Tech (4)	9/14/05
20.5	Texas Tech (4)	10/9/93
20.0	Kansas State (5)	10/15/05
20.0	Sam Houston State (5)	11/5/94

3-GAME MATCH

19.0	Louisiana Tech	9/18/92
18.5	Sam Houston State	10/31/95
18.0	Lamar	9/18/93
16.5	Cal Poly	11/27/93
16.0	Sam Houston State	9/23/94

4-GAME MATCH

22.5	UC-Davis	8/25/06
20.5	Texas Tech	9/14/05
20.5	Texas Tech	10/9/93
19.5	Texas A&M	11/1/06
18.0	Kansas	10/22/05

5-GAME MATCH

33.0	Sam Houston State	9/17/93
29.0	Houston	9/22/93
26.0	Northern Iowa	12/5/93
22.5	UT-San Antonio	10/31/04
21.0	Lamar	9/8/95

* - Big 12 Record

**RALLY SCORING ONLY
(2001-PRESENT)**

KILLS

92	UT-Arlington (5)	9/1/04
88	Missouri (5)	11/24/01
87	Colorado (5)	10/31/01
84	Kansas (5)	10/20/01
83	Texas Tech (5)	10/17/01

TOTAL ATTEMPTS

243	at Texas Tech (5)	11/21/01
240	Rice (4)	10/30/01
234	at Kansas (5)	10/20/01
225	Kansas (5)	10/28/01
219	Texas Tech (5)	10/17/01

ASSISTS

83	Missouri (5)	11/24/01
81	at Colorado (5)	10/31/01
80	Texas Tech (5)	10/17/01
79	at UT-Arlington (5)	9/1/04
78	Cal Poly (4)	9/8/01

SERVICE ACES

16	Missouri (4)	9/27/06
15	Colorado (4)	9/22/01
13	UNLV (3)	8/31/01
13	Texas State (3)	10/22/01
13	UT-Arlington (4)	9/7/02



DIGS

107	at Iowa State (4)	10/5/02
98	Missouri (5)	10/27/06
98	Kansas (5)	10/28/01
95	at UT-Arlington (5)	9/1/04
93	at Kansas (5)	10/20/01

TOTAL BLOCKS

22.5	UC-Davis (4)	8/25/06
22.5	UT-San Antonio (5)	10/31/04
20.5	at Texas Tech (4)	9/14/05
20.0	Kansas State (5)	10/15/05
19.5	Missouri (4)	9/27/06

Number of games in match in parentheses.



**HIGHEST SINGLE-GAME
ATTACK PERCENTAGES**

RALLY SCORING (2001-PRESENT)

Pct.	Gm.	Opponent	Date
.667	3	at Sam Houston State	9/22/03
.652	1	McNeese State	9/3/05
.606	3	McNeese State	9/3/05
.594	3	at Missouri	9/18/04
.538	2	Rhode Island	9/7/01
.536	1	Louisiana-Monroe	9/1/06
.536	3	Oklahoma	10/1/03
.536	3	at Jacksonville	9/13/03
.533	3	Texas	11/5/05
.513	3	at Texas State	9/5/06

SIDEOUT SCORING (1978-2000)

Pct.	Gm.	Opponent	Date
1.000	2	vs. Northeast Louisiana	8/29/97
.706	3	at Jackson State	9/3/99
.706	1	UT-San Antonio	8/30/96
.667	4	vs. Kansas	9/23/95
.632	5	Kansas State	10/25/00
.615	1	vs. New Mexico	9/4/99
.615	3	vs. Cal Poly	11/27/93
.609	1	UT-San Antonio	10/17/94
.607	3	at Sam Houston State	11/17/92
.586	2	Michigan State	9/18/93

media information

2007 lady bears

coaches and staff

administration

opponents

2006 review

history

records

this is baylor



101



INDIVIDUAL STATISTICS

media information

2007 lady bears

coaches and staff

administration

opponents

2006 review

history

records

this is baylor

GAMES

1985	Three with	107
1986	Three with	98
1987	Martin, Ranly	90
1988	Susan Musgrove	103
1989	Heather Williams	112
1990	Dawn Martin	106
1991	Jones, Sivertson	139
1992	Cory Sivertson	133
1993	Jenny DeLue	146
1994	Cory Sivertson	137
1995	McElwain, Pratt	124
1996	Polk, Pratt	117
1997	Elisha Polk	122
1998	Three with	119
1999	Four with	126
2000	Three with	108
2001	Four with	112
2002	Mazzarella, Schwartz	105
2003	Nicholas, Schwartz	132
2004	Three with	113
2005	Chlebana, Odion	119
2006	Kristen Schramek	121

TOTAL ATTEMPTS

1985	Shelly Small	803
1986	Shelley Keyes	680
1987	Susan Musgrove	667
1988	Susan Musgrove	865
1989	Heather Williams	919
1990	Heather Williams	759
1991	Heather Williams	1,399
1992	Heather Williams	1,254
1993	Jenny DeLue	1,259
1994	Sharon Pratt	919
1995	Nicole DeNault	959
1996	Elisha Polk	1,122
1997	Elisha Polk	1,540
1998	Elisha Polk	1,482
1999	Kia Young	1,513
2000	Stevie Nicholas	1,399
2001	Stevie Nicholas	1,457
2002	Tisha Schwartz	1,334
2003	Tisha Schwartz	1,480
2004	Stella Odion	1,015
2005	Nicole LeBlanc	1,119
2006	Nicole LeBlanc	1,149

ASSISTS

1985	Beth Fountain	887
1986	Shelley Ginter	810
1987	Shelley Ginter	682
1988	Shelley Ginter	865
1989	Jenny Kenyon	640
1990	Liz Hadfield	638
1991	Cory Sivertson	1,334
1992	Cory Sivertson	1,249
1993	Cory Sivertson	1,042
1994	Cory Sivertson	1,221
1995	Sharon Pratt	867
1996	Sharon Pratt	1,370
1997	Jennifer Harris	1,131
1998	Sarah Sivertson	973
1999	Dana Chuha	1,308
2000	Dana Chuha	1,623
2001	Dana Chuha	1,460
2002	Jillian Mazzarella	658
2003	Emily Huston	1,532
2004	Emily Huston	1,245
2005	Emily Huston	1,319
2006	Taylor Barnes	1,353

DIGS

1985	Shelley Keyes	264
1986	Shelley Keyes	316
1987	Jenny Kenyon	187
1988	Shelley Ginter	194
1989	Heather Williams	270
1990	Heather Williams	245
1991	Cory Sivertson	421
1992	Cory Sivertson	370
1993	Jenny DeLue	493
1994	Sharon Pratt	419
1995	Sharon Pratt	340
1996	Sharon Pratt	263
1997	Elisha Polk	347
1998	Dana Atkinson	380
1999	Elisha Polk	557
2000	Dana Atkinson	367
2001	Laura Daniela Lloreda	390
2002	Jillian Mazzarella	293
2003	Stevie Nicholas	410
2004	Kristen Schramek	382
2005	Kristen Schramek	367
2006	Kristen Schramek	485

KILLS

1985	Shelly Small	334
1986	Susie O'Malley	261
1987	Susan Musgrove	252
1988	Susan Musgrove	303
1989	Heather Williams	331
1990	Dawn Martin	271
1991	Heather Williams	477
1992	Heather Williams	467
1993	Jenny DeLue	404
1994	Sharon Pratt	327
1995	Nicole DeNault	364
1996	Elisha Polk	439
1997	Elisha Polk	619
1998	Elisha Polk	620
1999	Elisha Polk	594
2000	Stevie Nicholas	613
2001	Stevie Nicholas	597
2002	Tisha Schwartz	492
2003	Tisha Schwartz	554
2004	Stella Odion	341
2005	Nicole LeBlanc	403
2006	Nicole LeBlanc	383

ATTACK PERCENTAGE

1985	Susie O'Malley	.297
1986	Jana Ranly	.315
1987	Jana Ranly	.259
1988	Jana Ranly	.309
1989	Dawn Martin	.265
1990	Dawn Martin	.203
1991	Cory Sivertson	.294
1992	Cory Sivertson	.350
1993	Cory Sivertson	.342
1994	Cory Sivertson	.372
1995	D'Ann Arthur	.255
1996	Leslie Counsellor	.288
1997	Kia Young	.248
1998	Elisha Polk	.235
1999	Sunny Nicholas	.320
2000	Sunny Nicholas	.274
2001	Tisha Schwartz	.302
2002	Stevie Nicholas	.251
2003	Desiree Guilliard-Young	.320
2004	Desiree Guilliard-Young	.300
2005	Stella Odion	.304
2006	Desiree Guilliard-Young	.345

SERVICE ACES

1985	Susie O'Malley	48
1986	Shelley Keyes	43
1987	Shelley Keyes	37
1988	Jana Ranly	39
1989	Heather Williams	37
1990	Heather Williams	40
1991	Heather Williams	46
1992	Cory Sivertson	63
1993	Cory Sivertson	42
1994	Cory Sivertson	46
1995	Sarah Sivertson	34
1996	Lana Kaer	32
1997	Jennifer Harris	36
1998	Dana Chuha	36
1999	Dana Atkinson	41
2000	Dana Atkinson	21
2001	Stevie Nicholas	59
2002	Stevie Nicholas	38
2003	Emily Huston	45
2004	Emily Huston	61
2005	Emily Huston	45
2006	Taylor Barnes	61

TOTAL BLOCKS

1985	Jana Ranly	155
1986	Jana Ranly	141
1987	Jana Ranly	136
1988	Jana Ranly	102
1989	Dawn Martin	166
1990	Dawn Martin	124
1991	Jennifer Burrows	157
1992	Erin McElwain	141
1993	Erin McElwain	185
1994	Erin McElwain	170
1995	Erin McElwain	128
1996	Leslie Counsellor	129
1997	Kia Young	98
1998	Kia Young	96
1999	Sunny Nicholas	93
2000	Sunny Nicholas	74
2001	Tisha Schwartz	111
2002	Stella Odion	72
2003	Desiree Guilliard-Young	139
2004	Adeline Meira	161
2005	Stella Odion	131
2006	Desiree Guilliard-Young	182

YEARLY RECORD

YEAR	OVERALL				CONFERENCE			PLACE	COACH
	W	L	T	Pct.	W	L	Pct.		
1978	22	20		.524	--	--	--	--	Margaret Woodydy
1979	26	29		.473	--	--	--	--	Judy Jenkins
1980	21	28	1	.457	--	--	--	--	Judy Jenkins
1981	13	21		.382	--	--	--	--	Marcy Matties
1982	3	40		.070	0	10	.000	6th (SWC)	Jacki Swaim
1983	10	22		.313	0	10	.000	6th (SWC)	Mitch Casteel
1984	6	23		.207	0	10	.000	6th (SWC)	Mitch Casteel
1985	12	19		.387	2	8	.200	5th (SWC)	Mitch Casteel
1986	8	19		.296	0	10	.000	6th (SWC)	Mitch Casteel
1987	11	19		.367	1	9	.100	6th (SWC)	Mitch Casteel
1988	8	22		.266	1	9	.100	6th (SWC)	Mitch Casteel
1989	10	22		.313	0	10	.000	6th (SWC)	Tom Sonnichsen
1990	5	27		.156	0	10	.000	6th (SWC)	Tom Sonnichsen
1991	20	19		.513	2	8	.200	5th (SWC)	Tom Sonnichsen
1992	21	15		.583	3	7	.300	T4th (SWC)	Tom Sonnichsen
*1993	26	15		.634	4	6	.400	4th (SWC)	Tom Sonnichsen
1994	12	24		.333	3	7	.300	5th (SWC)	Tom Sonnichsen
1995	7	28		.200	0	10	.000	6th (SWC)	Tom Sonnichsen
1996	18	16		.529	7	13	.350	8th (Big 12)	Brian Hosfeld
1997	15	19		.441	5	15	.250	8th (Big 12)	Brian Hosfeld
1998	15	18		.455	7	13	.350	7th (Big 12)	Brian Hosfeld
**1999	26	9		.743	13	7	.650	5th (Big 12)	Brian Hosfeld
2000	16	15		.516	8	12	.400	T-7th (Big 12)	Brian Hosfeld
**2001	18	12		.600	9	11	.450	T-6th (Big 12)	Brian Hosfeld
2002	9	22		.290	2	18	.100	10th (Big 12)	Brian Hosfeld
2003	12	22		.353	4	16	.200	T-8th (Big 12)	Brian Hosfeld
2004	12	19		.387	4	16	.200	T-9th (Big 12)	Jim Barnes
2005	15	17		.469	6	14	.300	9th (Big 12)	Tom Sonnichsen
2006	18	15		.545	6	14	.300	7th (Big 12)	Tom Sonnichsen
29 seasons	411	593	1	.410	87	273	.242		

*NIVC Tournament; **NCAA Tournament

COACHING RECORDS

WINS

1.	Brian Hosfeld, 1996-2003	129
2.	Tom Sonnichsen, 1989-1995	101
3.	Mitch Casteel, 1983-1988	55
4.	Judy Jenkins, 1979-1980	47
5.	Jim Barnes, 2004-present	45
6.	Margaret Woodydy, 1978	22
7.	Marcy Matties, 1981	13
8.	Jacki Swaim, 1982	3

WINNING PERCENTAGE

1.	Margaret Woodydy, 1978	.524
2.	Brian Hosfeld, 1996-2003	.492
3.	Jim Barnes, 2004-present	.469
4.	Judy Jenkins, 1979-1980	.465
5.	Tom Sonnichsen, 1989-1995	.402
6.	Marcy Matties, 1981	.382
7.	Mitch Casteel, 1983-1988	.307
8.	Jacki Swaim, 1982	.070

CONFERENCE WINS

1.	Brian Hosfeld, 1996-2003	55
2.	Jim Barnes, 2004-present	16
3.	Tom Sonnichsen, 1989-1995	12
4.	Mitch Casteel, 1983-1988	4

CONFERENCE WIN PCT.

1.	Brian Hosfeld, 1996-2003	.344
2.	Jim Barnes, 2004-present	.267
3.	Tom Sonnichsen, 1989-1995	.200
4.	Mitch Casteel, 1983-1988	.067
5.	Jacki Swaim, 1982	.000



102



TEAM STATISTICS

YEAR	MP-GP	K	E	TA	Pct.	A	SA	SE	RE	D	BS-BA	TB	BE	KPG	APG	SAPG	DPG	BPG
1985	31-110	1274	519	3420	.221	1051	267	386	286	1246	193-320	353.0	123	11.58	9.55	2.43	11.33	3.21
1986	27-98	1054	459	3054	.195	892	185	284	251	1404	200-302	351.0	132	10.76	9.10	1.89	14.33	3.58
1987	26-92	1072	565	3000	.169	874	182	261	216	1055	105-180	195.0	68	11.65	9.50	1.98	11.47	2.12
1988	29-109	1256	611	3532	.183	1052	198	344	241	1248	105-128	169.0	103	11.52	9.65	1.82	11.45	1.55
1989	32-113	1270	566	3540	.199	1059	188	189	242	1510	148-459	377.5	107	11.24	9.37	1.66	13.36	3.34
1990	31-106	1181	704	3588	.133	969	171	233	214	1528	103-340	273.0	74	11.14	9.14	1.61	14.42	2.58
1991	39-140	1856	809	5385	.194	1489	205	243	291	2343	136-492	382.0	94	13.26	10.64	1.46	16.74	2.73
1992	36-133	1781	695	4727	.230	1535	213	270	222	2037	108-566	391.0	70	13.39	11.54	1.60	15.32	2.94
1993	41-149	1885	864	5716	.179	1614	213	194	219	2673	155-742	526.0	113	12.65	11.78	1.43	17.94	3.53
1994	36-137	1825	850	4979	.196	1492	181	220	294	2003	84-569	369.0	87	13.32	10.89	1.32	14.62	2.69
1995	35-129	1702	965	4954	.149	1507	162	267	250	1708	69-534	336.0	105	13.19	11.68	1.26	13.24	2.60
1996	34-117	1756	824	4441	.210	1559	171	247	181	1611	56-389	250.5	76	15.01	13.32	1.46	13.77	2.14
1997	34-123	1836	911	4899	.189	1621	197	264	164	1862	54-350	229.0	58	14.92	13.18	1.60	15.14	1.86
1998	33-119	1804	917	4815	.184	1650	187	235	157	1791	47-334	214.0	59	15.16	13.87	1.57	15.05	1.80
1999	35-126	2125	791	5331	.250	1969	181	190	178	2437	50-386	243.0	44	16.87	15.63	1.44	19.34	1.93
2000	31-108	1938	796	4770	.239	1775	135	237	158	1841	39-384	231.0	49	17.94	16.44	1.25	17.05	2.14
2001	30-112	1899	734	4822	.242	1737	207	262	163	1907	41-340	211.0	36	16.96	15.51	1.85	17.03	1.88
2002	31-105	1503	727	4048	.192	1357	179	259	206	1524	45-304	197.0	39	14.31	12.92	1.70	14.51	1.88
2003	34-132	1996	847	5089	.226	1823	195	304	245	1896	54-536	322.0	55	15.12	13.81	1.48	14.36	2.44
2004	32-113	1578	750	4297	.193	1447	168	237	194	1625	62-565	344.5	67	13.96	12.81	1.49	14.38	3.05
2005	32-119	1751	798	4422	.216	1603	160	221	180	1729	66-595	363.5	52	14.71	13.47	1.34	14.53	3.05
2006	33-122	1821	712	4814	.230	1679	189	351	161	1906	53-654	380.0	39	14.93	13.76	1.55	15.62	3.11

media information

2007 lady bears

coaches and staff

administration

opponents

2006 review

history

records

this is baylor

THE LAST TIME A BAYLOR PLAYER...

- Had **20 or more kills**: Desiree Guilliard-Young (20) at Colorado; Oct. 18, 2006
- Had **30 or more kills**: Tisha Schwartz (32) at Iowa State; Oct. 5, 2002
- Had **35 or more kills**: Stevie Nicholas (36) at Kansas; Oct. 20, 2001
- Had **60 or more attempts**: Nicole LeBlanc (60) vs. Iowa State; Sept. 21, 2005
- Had **70 or more attempts**: Tisha Schwartz (83) at Iowa State; Oct. 5, 2002
- Had **80 or more attempts**: Tisha Schwartz (83) at Iowa State; Oct. 5, 2002
- Had **70 or more assists**: Dana Chuha (71) vs. Missouri; Oct. 24, 2001
- Had **80 or more assists**: Dana Chuha (88) at Texas Tech; Oct. 21, 2000
- Had **90 or more assists**: Dana Chuha (94) vs. Temple; Dec. 3, 1999 **
- Had **100 or more assists**: Dana Chuha (101) vs. Texas; Nov. 3, 1999 *
- Had **20 or more digs**: Kristen Schramek (25) at Texas A&M; Nov. 1, 2006
- Had **30 or more digs**: Kristen Schramek (34) vs. Missouri; Oct. 27, 2006
- Had **10 or more blocks**: Desiree Guilliard-Young (12) at Colorado; Nov. 22, 2006
- Had a **triple-double**: Taylor Barnes (11 kills-52 assists-15 digs) vs. Missouri; 10/27/06
- Had a **quadruple-double**: Cory Sivertson (13 kills-62 assists-23 digs-12 blocks) vs. Northern Iowa; Dec. 5, 1993

THE LAST TIME BAYLOR...

- Held an opponent to fewer than 15 points in a 30-point game: Sept. 1, 2006 vs. New Mexico (14)
- Scored fewer than 15 points in a 30-point game: Oct. 11, 2006 vs. Texas A&M (14)
- Held an opponent to a fewer than .100 attack percentage for a match: Nov. 15, 2006 vs. Kansas (.010)
- Won five consecutive matches: Sept. 8, 2006-Sept. 13, 2006 (10)
- Won ten consecutive matches: Sept. 1, 2006-Sept. 13, 2006*
- Won 15 consecutive games: Sept. 1-8, 2001 (16)
- Won 17 consecutive games: Sept. 17-25, 1999 *
- Had 20 kills in a game: Nov. 6, 2006 vs. Texas A&M-Corpus Christi (22 - game 2)
- Had 25 kills in a game: Oct. 8, 2003 at Texas (26 - game 1)
- Had 90 kills in a match: Sept. 1, 2004 at UT-Arlington (92 - 5 games)
- Had 100 kills in a match: Dec. 3, 1999 vs. Temple (105 - 4 games)
- Had 110 kills in a match: Nov. 3, 1999 vs. Texas (111 - 5 games)
- Had 200 attacks in a match: Oct. 27, 2006 vs. Missouri (207 - 5 games)
- Had 225 attacks in a match: Oct. 28, 2001 vs. Kansas (225 - 5 games)
- Had 250 attacks in a match: Oct. 21, 2000 at Texas Tech (259 - 5 games)
- Had an attacking percentage of .350: Sept. 9, 2006 vs. Tennessee State (.441 - 3 games)
- Had an attacking percentage of .400: Sept. 9, 2006 vs. Tennessee State (.441 - 3 games)
- Had an attacking percentage of .450: Sept. 12, 2003 at Jacksonville (.451 - 3 games)
- Had an attacking percentage of .300 in a five-game match: Nov. 24, 2001 vs. Missouri (.319)
- Had 80 digs in a match: Nov. 6, 2006 vs. Texas A&M-Corpus Christi (83 - 4 games)
- Had 100 digs in a match: Oct. 5, 2002 at Iowa State (107 - 4 games)
- Had 125 digs in a match: Nov. 3, 1999 vs. Texas (165 - 5 games)
- Had 150 digs in a match: Nov. 3, 1999 vs. Texas (165 - 5 games)
- Had 10 service aces in a match: Nov. 1, 2006 at Texas A&M (10 - 4 games)
- Had 15 service aces in a match: Sept. 27, 2006 at Missouri (16 - 4 games)
- Had 15 total blocks in a match: Nov. 6, 2006 vs. Texas A&M-Corpus Christi (17.0 - 4 games)
- Had 20 total blocks in a match: Aug. 25, 2006 vs. UC-Davis (22.5 - 4 games)

SUPERLATIVES

	HIGH	LOW
Matches:55 — 1979	.27 — 1986
Games:	149 — 1993	98 — 1986
Wins:26 — 1993, 1999	.3 — 1982
Losses:40 — 1982	.9 — 1999
Winning %:743 — 1999	.070 — 1982
Conf. Wins:13 — 1999	0 — 7 times
Big 12:13 — 1999	.2 — 2002
Conf. Losses:18 — 2002	.6 — 1993
Big 12:18 — 2002	.7 — 1999
Conf. Winning %:650 — 1999	.000 — 7 times
Big 12:650 — 1999	.100 — 2002
Kills:	2,125 — 1999	1,072 — 1987
Per Game:	17.94 — 2000	10.76 — 1986
Attack Errors:965 — 1995	.459 — 1986
Total Attempts:	5,716 — 1993	3,000 — 1987
Attacking %:250 — 1999	.133 — 1990
Assists:	1,969 — 1999	874 — 1987
Per Game:	16.44 — 2000	9.10 — 1986
Service Aces:267 — 1985	.135 — 2000
Per Game:243 — 1985	1.25 — 2000
Service Errors:386 — 1985	.189 — 1989
Reception Errors:294 — 1994	.157 — 1998
Digs:	2,673 — 1993	1,055 — 1987
Per Game:	19.34 — 1999	11.33 — 1985
Solo Blocks:200 — 1986	.39 — 2000
Block Assists:743 — 1993	.180 — 1987
Total Blocks:	526.0 — 1993	195.0 — 1987
Per Game:	3.58 — 1986	1.55 — 1988
Blocking Errors:132 — 1986	.36 — 2001

STREAKS

Winning	10 (Sept. 1, 2006 to Sept. 13, 2006)
Losing	35 (Sept. 14, 1982 to Sept. 13, 1983)
Lossing, Same Season	32 (Sept. 14, 1982 to Nov. 22, 1982)
Home Winning	8 (Sept. 17, 1999 to Oct. 12, 1999)
Home Losing	13 (Sept. 9, 1989 to Sept. 29, 1990)
Road Winning	9 (Nov. 28, 1998 to Sept. 11, 1999)
Road Losing	15 (Sept. 14, 1982-Sept. 15, 1983)
Conference Winning	5 (Oct. 20, 1999 to Nov. 3, 1999)
Conference Losing	29 (Oct. 14, 1988 to Oct. 2, 1991)
Big 12	8 (Sept. 27, 2006 to Oct. 21, 2006)



103



ALL-TIME QUADRUPLE- AND TRIPLE-DOUBLES

PLAYER	OPP. (DATE)	K	D	A	B
Taylor Barnes	vs. Missouri (10/27/06)	11	15	52	
Taylor Barnes	vs. Kansas State (9/13/06)	10	13	61	
Emily Huston	at Oklahoma (11/27/04)	10	12	49	
Stella Odion	at UT-San Antonio (10/31/04)	14	11		10
Tatiana Kenon	vs. Colorado (10/27/99)	19	10		10
Sarah Sivertson	vs. Oklahoma (11/27/98)	14	11	41	
Sarah Sivertson	vs. Kansas State (11/21/98)	18	18	51	
Sarah Sivertson	at Texas Tech (11/18/98)	10	16	41	
Cory Sivertson	at Lamar (11/4/94)	11	14	39	
Cory Sivertson	vs. Texas A&M (10/22/94)	14	13	36	
Sharon Pratt	vs. Texas A&M (10/22/94)	11	23	12	
Cory Sivertson	vs. UT-Arlington (10/10/94)	13	13	59	
Cory Sivertson	vs. VVright State (9/24/94)	14	12	49	
Cory Sivertson	vs. Oregon (9/9/94)	12	20	45	
Cory Sivertson	vs. Northern Iowa (12/5/93)	12	62	23	12
Cory Sivertson	at Sam Houston State (11/15/93)	13	16	81	
Cory Sivertson	vs. Lamar (9/18/93)		14	27	11
Cory Sivertson	vs. Louisiana Tech (9/17/93)	11	13	36	
Cory Sivertson	vs. Sam Houston State (9/17/93)	22	22	53	16
Cory Sivertson	vs. Texas (11/21/92)	10	16	36	
Cory Sivertson	at Sam Houston State (11/17/92)	11	13	72	
Cory Sivertson	at Rice (10/28/92)	12	12	41	
Cory Sivertson	vs. Rice (10/7/92)	15	13	27	
Cory Sivertson	vs. Mississippi (9/26/92)	12	11	35	
Cory Sivertson	vs. Villanova (9/11/92)	11	14	50	
Cory Sivertson	at Valparaiso (9/5/92)	11	10	14	
Cory Sivertson	vs. Rice (10/30/91)	11	23	66	
Cory Sivertson	at Houston (10/2/91)	11	15	30	
Cory Sivertson	vs. UTEP (10/9/91)	10	13	53	
Cory Sivertson	vs. Lamar (10/4/91)	13	23	54	

1,000 KILLS-1,000 DIGS

PLAYER	KILLS	DIGS
Jenny DeLue (1990-93)	1,241	1,344
Nicole LeBlanc (2003-06)	1,410	1,127
Stevie Nicholas (2000-03)	1,548	1,216
Elisha Polk (1996-99)	2,272	1,507
Cory Sivertson (1991-94)	1,016	1,575 (4,846 assists)
Heather Williams (1989-92)	1,506	1,236

1,000 KILLS-600 BLOCKS

PLAYER	KILLS	BLOCKS
Desiree Guilliard-Young (2003-06)	1,070	600

20 KILL-20 DIG MATCHES

Nicole LeBlanc	21 kills	21 digs	vs. UC-Davis (8/25/06)
Stella Odion	20 kills	23 digs	at UT-Arlington (9/01/04)
Tisha Schwartz	20 kills	22 digs	at Texas Tech (10/15/03)
Tisha Schwartz	23 kills	20 digs	vs. Houston (8/29/03)
Stevie Nicholas	30 kills	29 digs	at Texas Tech (10/21/00)
Stevie Nicholas	24 kills	20 digs	vs. Texas (9/20/00)
Elisha Polk	32 kills	24 digs	vs. Temple (12/3/99)
Elisha Polk	27 kills	31 digs	vs. Kansas State (11/27/99)
Elisha Polk	26 kills	24 digs	vs. Texas A&M (11/10/99)
Kia Young	35 kills	28 digs	vs. Texas (11/3/99)
Elisha Polk	29 kills	39 digs	vs. Texas (11/3/99)
Elisha Polk	23 kills	26 digs	vs. Texas A&M (10/06/99)
Kia Young	24 kills	20 digs	vs. Kansas State (11/21/98)
Elisha Polk	24 kills	22 digs	vs. Northwestern (9/6/98)
Elisha Polk	25 kills	24 digs	vs. Rice (9/5/98)
Elisha Polk	23 kills	20 digs	vs. Lamar (8/29/97)
Sarah Sivertson	26 kills	20 digs	vs. Weber State (9/8/95)
Jenny DeLue	20 kills	31 digs	at Sam Houston State (11/15/93)
Cory Sivertson	22 kills	22 digs	vs. Sam Houston State (9/17/93)
Jenny DeLue	20 kills	24 digs	at Stephen F. Austin (9/15/92)

MISCELLANEOUS

SHUTOUTS

Date	Opponent	Game	Match
10/6/78	Central State	2	W, 2-0
10/31/78	Tarleton State	3	W, 3-0
10/7/80	Midwestern	1	W, 2-0
9/25/92	Texas-El Paso	2	W, 3-0
11/14/92	Saint Louis	2	W, 3-0
9/18/93	Michigan State	2	W, 3-0
8/28/97	Louisiana-Monroe	2	W, 3-0
9/3/99	Jackson State	3	W, 3-0

GAMES WITHOUT AN ERROR

10/24/05	TAMU-Corpus Christi	2	W, 3-0
10/31/04	UT-San Antonio	5	W, 3-2
9/27/00	Kansas	5	W, 3-2
9/3/99	Jackson State	3	W, 3-0
10/28/98	SMU	1	W, 3-1
8/29/97	Northeast Louisiana	2	W, 3-0
11/11/95	Louisiana Tech	1	W, 3-2
9/23/95	Kansas	4	W, 3-1
11/14/92	Saint Louis	2	W, 3-0
9/26/92	UTEP	2	W, 3-0
9/19/92	South Carolina	4	W, 3-2
9/11/92	Villanova	1	W, 3-1
9/8/92	Sam Houston State	2	W, 3-0
9/5/92	Valparaiso	1	W, 3-1
9/4/92	New Orleans	1	W, 3-0

POINT SUPERLATIVES (RALLY SCORING)

3-game match

- Most Scored, Win:** 92 at Rhode Island (9/13/02)
- Most Scored, Loss:** 88, twice
- Most Scored, Both Teams:** 184 vs. Texas A&M (11/3/01)
- Fewest Scored:** 54 at Texas (10/30/04)
- Fewest Scored, Both Teams:** 137 vs. Alcorn State (10/5/03)
- Fewest Allowed:** 47 vs. Alcorn State (10/5/03)

4-game match

- Most Scored, Win:** 122 vs. Iowa State (11/8/03)
- Most Scored, Loss:** 116 at Oklahoma (9/28/02)
- Fewest Scored, Win:** 101 vs. Kansas State (9/24/03)
- Fewest Scored, Loss:** 82 at Missouri (9/18/04)
- Most Scored, Both Teams:** 242 at Texas (10/8/03)
- Fewest Scored, Both Teams:** 172 at Missouri (9/18/04)
- Fewest Allowed:** 74 vs. UT-San Antonio (11/1/02)

5-game match

- Most Scored, Win:** 140 at Kansas (10/20/01)
- Most Scored, Loss:** 139 vs. Texas Tech (10/17/01)
- Fewest Scored, Win:** 118 vs. Tulsa (10/10/04)
- Fewest Scored, Loss:** 109 at Kansas State (10/13/01)
- Most Scored, Both Teams:** 280 vs. Texas Tech (10/17/01)
- Fewest Scored, Both Teams:** 230 vs. Tulsa (10/10/04)
- Fewest Allowed:** 118 vs. Missouri (11/24/01)

media information

2007 lady bears

coaches and staff

administration

opponents

2006 review

history

records

this is baylor



104