



BOWL GAME HISTORY

BAYLOR ALL-TIME BOWL APPEARANCES

BOWL	OPPONENT	W/L	SCORE	BAYLOR COACH	DATE	SITE
1948	Dixie Wake Forest	W	20-7	Bob Woodruff	1/1/1949	Birmingham, Ala. (Legion Field)
<i>Bears won turnover battle 4-3 in second and final Dixie Bowl ... Baylor outgained 277-212 in total yards, yet led 20-0 at halftime ... George Sims recorded game's first turnover, returning interception 52 yards to Wake Forest's 8-yard line ... All-America QB Adrian Burk completed five passes for 69 yards.</i>						
1951	Orange No. 5 Georgia Tech	L	14-17	George Sauer	1/1/1952	Miami, Fla. (Orange Bowl Stadium)
<i>Georgia Tech out-scored Baylor 10-0 in fourth quarter ... Pepper Rodgers' 22-yard FG with three minutes remaining gave No. 5 Georgia Tech come-from-behind victory ... Orange Bowl loss was only Baylor's second of the season ... Baylor led 14-7 at halftime ... Baylor outgained Georgia Tech 299-236, but threw three interceptions.</i>						
1954	Gator No. 13 Auburn	L	13-33	George Sauer	12/31/1954	Jacksonville, Fla. (Fairfield Stadium)
<i>Auburn scored on five of first six possessions ... Auburn outgained Baylor in total yards 476-239 ... Baylor all-conference HB Del Shofner fumbled opening kickoff ... After Baylor tied game at 7-7 in first quarter, Auburn scored 20 unanswered points to take 27-7 lead ... All-America HB L.G. Dupre rushed for Baylor-leading 69 yards and a TD.</i>						
1956	Sugar No. 2 Tennessee	W	13-7	Sam Boyd	1/1/1957	New Orleans, La. (Tulane Stadium)
<i>Del Shofner named MVP; rushed for 88 yards and picked a pass ... Reuben Sage recovered a fumble by Tennessee's Johnny Majors to set up Baylor's game-winning TD ... QB Buddy Humphrey scored winning TD on 1-yard sneak ... Baylor rushed for 275 yards, while Tennessee was held to only 162 total offense yards.</i>						
1960	Gator No. 18 Florida	L	12-13	John D. Bridgers	12/31/1960	Jacksonville, Fla. (Fairfield Stadium)
<i>Bears' 2-point conversion failed with 61 seconds remaining ... Second-quarter fumble on pitchout from QB Ronnie Stanley to All-America HB Ronnie Bull set up Florida's first score ... Down 13-0, Baylor mounted a furious fourth-quarter comeback ... Bull's 3-yard TD run with 1:01 remaining pulled Baylor to within one ... QB Bobby Ply's pass on 2-pass conversion attempt failed.</i>						
1961	Gotham No. 10 Utah State	W	24-9	John D. Bridgers	12/9/1961	New York, N.Y. (The Polo Grounds)
<i>Bears won turnover battle 8-2 ... All American HB Ronnie Bull named MVP ... Baylor recovered first of five Utah State fumbles and went 45 yards to score first time it had the ball ... QB Don Trull passed for 116 yards against the nation's number two defensive unit ... Baylor held Utah State to 194 total yards.</i>						
1963	Bluebonnet LSU	W	14-7	John D. Bridgers	12/31/1963	Houston, Texas (Rice Stadium)
<i>QB Don Trull, voted the game's most outstanding player, completed 26-of-37 passes for 255 yards and both Baylor TDs in his final college game ... E James Ingram, the most outstanding lineman, caught 11 of Trull's passes for 163 yards and both TDs ... Baylor ran more than double the total plays of LSU (79-37), racking up 385 total yards and holding the Tigers to 108.</i>						
1974	Cotton No. 7 Penn State	L	20-41	Grant Teaff	1/1/1975	Dallas, Texas (Cotton Bowl)
<i>Penn State out-scored Bears 38-13 in second half ... Baylor scored first on RB Steve Beaird's 4-yard blast ... Trailing 10-7, QB Neal Jeffrey's 35-yard scoring toss to WR Ricky Thompson gave the lead back to Baylor ... Nittany Lions then scored 24 unanswered points ... DB Tom Turnipseed led Baylor with 11 tackles.</i>						
1979	Peach No. 17 Clemson	W	24-18	Grant Teaff	12/31/1979	Atlanta, Ga. (Fulton County Stadium)
<i>QB Mike Brannan and Mickey Elam passed for 86 yards to spark Baylor's 24-18 upset win over No. 17 Clemson ... Win vaulted Baylor to No. 14 in final AP poll ... Three different Baylor receivers caught a TD pass ... DE Andrew Melontree and LBs Doak Field and Mike Singletary held Clemson to 67 yards rushing ... Brannan and Melontree named co-MVPs.</i>						
1980	Cotton No. 9 Alabama	L	2-30	Grant Teaff	1/1/1981	Dallas, Texas (Cotton Bowl)
<i>Bears committed seven turnovers, held to 158 yards total offense ... Baylor's Southwest Conference-leading offense netted only 54 yards rushing, 18 by QB Jay Jeffrey ... SWC rushing champion RB Walter Abercrombie was held to 9 yards on 8 attempts by Alabama's stout defense ... LB Doak Field led Baylor with 15 tackles; LB Mike Singletary, S Vann McElroy and LB Lester Ward had 12 tackles each.</i>						
1983	Bluebonnet Oklahoma State	L	14-24	Grant Teaff	12/31/1983	Houston, Texas (Astrodome)
<i>OSU scored game's first 21 points ... Baylor made a late rally as QB Cody Carlson and RB Alfred Anderson each hit All-American WR Gerald McNeill for the Bears' lone TDs ... Driving late in the game, QB Tom Muecke was stopped for a loss on fourth down in OSU territory with 1:10 remaining.</i>						
1985	Liberty LSU	W	21-7	Grant Teaff	12/27/1985	Memphis, Tenn. (Liberty Bowl Memorial Stadium)
<i>QB Cody Carlson's 9-of-12 passing for 161 yards and 2 TDs earned MVP honors ... Baylor dominated virtually every phase of the game, outgaining LSU, 489-192 ... Baylor's defense held LSU to 72 yards of total offense on 26 plays in the second half ... LSU scored first on Norman Jefferson's 79-yard punt return ... WR John Simpson finished with 3 catches for 117 yards and a TD.</i>						
1986	Bluebonnet Colorado	W	21-9	Grant Teaff	12/31/1986	Houston, Texas (Rice Stadium)
<i>Bears held Colorado to 194 yards offense ... MVP LB Ray Berry accounted for 12 tackles, 3 of which resulted in 12 yards of losses ... RB Derrick McAdoo scored 2 of Baylor's 3 TDs - both 1-yard runs ... Baylor forced 4 Colorado turnovers - 3 fumbles and 1 interception.</i>						
1991	Copper Indiana	L	0-24	Grant Teaff	12/31/1991	Tucson, Ariz. (Arizona Stadium)
<i>Baylor blanked for first time in 21 games ... Baylor missed 2 golden scoring opportunities, while Indiana used a balanced attack to grind out 323 yards of total offense ... QB J.J. Joe limited to 131 yards on 10-of-26 passing ... Baylor committed 2 costly turnovers that led to Hoosier scores.</i>						
1992	John Hancock No. 22 Arizona	W	20-15	Grant Teaff	12/31/1992	El Paso, Texas (Sun Bowl Stadium)
<i>The Grant Teaff era at Baylor ended in grand fashion as the Bears held off No. 22 Arizona 20-15 ... Arizona outgained Baylor 418-249, but the Bears had TD passes of 61 and 69 yards ... Baylor's defense also had a goal line stand and twice held UA to field goals ... WR Melvin Bonner named MVP with 5 catches for 166 yards and 2 TD ... 5 of QB J.J. Joe's 7 completions went to Bonner.</i>						
1994	Alamo Washington State	L	3-10	Chuck Reedy	12/31/1994	San Antonio, Texas (Alamo Dome)
<i>In match-up between Washington State's nationally ranked defense and Baylor's high-scoring offense, it was the Cougars D that prevailed ... WSU scored first, driving 91 yards in 13 plays ... Down 10-3, Baylor was driving with 30 seconds left ... QB Jeff Watson's fourth-down pass into the end zone was intercepted by Todd Jensen to seal WSU's win.</i>						
2010	Texas Illinois	L	14-38	Art Briles	12/29/2010	Houston, Texas (Reliant Stadium)
<i>Baylor made its first bowl appearance of the Big 12 era ... QB Robert Griffin III threw for 306 yards and a TD ... Illinois' Mikel Leshoure ran for 184 yards and three touchdowns ... RB Jay Finley set the Baylor single-season rushing record, finishing with 1,218 yards (later broken in 2011 by Terrance Ganaway).</i>						
2011	Alamo Washington	W	67-56	Art Briles	12/29/2011	San Antonio, Texas (Alamo Dome)
<i>Baylor made its second bowl appearance of the Big 12 era ... Robert Griffin III threw for 295 yards and a TD ... RB Terrance Ganaway ran for 200 yards and 5 TD's en route to MVP honors ... Baylor and Washington established a FBS bowl record for most combined points (123) in a regulation bowl game ... Baylor set a single-season school record with 37 rushing TDs.</i>						
2012	Holiday No. 17 UCLA	W	49-26	Art Briles	12/27/2011	San Diego, Calif (Qualcomm Stadium)
<i>Baylor made its school-record third straight bowl appearance ... QB Nick Florence threw for 188 yards and 2 TDs to be BU's single-season passing leader (4,309) ... BU rushed for 306 yards ... RB Lache Seastrunk ran for 138 yards to earn offensive MOP honors, while RB Glasco Martin had 3 TDs ... Baylor's defense had six sacks, two from DE Chris McAllister, who was named game's outstanding defensive player.</i>						

BOWL HISTORY




BOWL RECAPS

1949 DIXIE BOWL

Jan. 1, 1949 • Birmingham, Ala. • Legion Field (15,000)

BAYLOR 20

Wake Forest 7



Although edged in the final statistics, coach **Bob Woodruff's** Baylor Bears won the first bowl appearance in the school's history by defeating Wake Forest, 20-7, in the second and final Dixie Bowl.

Wake Forest, although gaining 277 total yards compared to Baylor's 212, fell behind 20-0 at halftime to the upstart Bears and could never seriously threaten the 6-3-2 victors. Bear defender **George Sims** recorded the game's first turnover when he intercepted a Wake Forest pass on its first possession and returned it 52 yards to the Deacons' eight-yard line.

Sammie Pierce, who averaged 13.1 yards a carry against the 6-3 Deacons, scored the first touchdown from a yard out and **Jerry Mangrum** scored from the same distance in the second quarter to give Baylor a 13-0 lead. The Bears increased the margin to 20-0 off a 68-yard drive, highlighted by Pierce's 40-yard romp. Quarterback **Ray Painter**, who had attempted only seven passes during the regular season, passed the final 12 yards to **Harold Riley** for the score. **Hank Dickerson** added his second PAT for the day.

All-American quarterback **Adrian Burk** completed five passes for 69 yards, with two of the completions going to Riley. **James Parker**, who also hauled in a Burk pass for 23 Baylor yards, led the Baylor rushing attack with 43 yards on eight carries.

SCORING SUMMARY

BAYLOR	6	14	0	0	—	20
Wake Forest	0	0	7	0	—	7

1st	BU	Pierce 1 run (kick failed)
2nd	BU	Mangrum 1 run (Dickerson kick)
2nd	BU	Riley 12 pass from Painter (Dickerson kick)
3rd	WF	Mike Sprock run (kick)

STATISTICS

TEAM STATS	BU	WF
First Downs	11	17
Rushing Att.-Yards	136	191
Passing Yards	76	86
Passing (C-A-I)	6-15-0	10-24-2
Total Offense	212	277
Penalty Yards	50	70
Fumbles Lost	3	2

INDIVIDUAL STATS

RUSHING: (BU) Parker 8-43.
PASSING: (BU) Burk 5-14-69.

1952 ORANGE BOWL

Jan. 1, 1952 • Miami, Fla. • Orange Bowl Stadium (65,837)

9 BAYLOR 14

5 Georgia Tech 17



Pepper Rodgers kicked a 22-yard field goal with three minutes remaining to give No. 5 Georgia Tech a 17-14 come-from-behind victory over No. 9 Baylor in Miami's Orange Bowl contest.

Tech scored 10 fourth quarter points on Rodgers' effort and a Buck Martin touchdown reception, while holding Baylor scoreless to nip the 8-2-1 Bears. BU fullback **Dick Parma** scored the game's first touchdown from a yard out and the legendary **C. O. Brocato** added the PAT as Baylor led 7-0 in the first quarter.

After Tech knotted the score at seven, Baylor drove 63 yards, capped by **Jerry Coody's** five-yard scoring blast, to give the Bears a 14-7 halftime margin. Coody was the team's leading ground gainer during the regular season, picking up 570 yards on 125 carries.

But coach Bobby Dodd's Tech squad used Rodgers' and Martin's last quarter heroics to take its comeback win.

The Orange Bowl loss was Baylor's second of the 1951 season, the first coming at the hands of TCU, 20-7. **Larry Isbell**, who threw for 1,430 yards during the regular season, attempted 18 passes against Tech, completing eight for 93 yards. Parma was the contest's top ground gainer with 107 yards on 19 attempts.

All-American end **Stanley Williams**, who caught 37 regular season passes for six touchdowns, and **Harold Riley** each caught three Isbell passes. And defensive back **Robert Reid**, who established a school interception record with 11 regular season swipes, intercepted one pass from Tech quarterback Darrell Crawford.

SCORING SUMMARY

BAYLOR	7	7	0	0	—	14
Georgia Tech	7	0	0	10	—	17

1st	BU	Parma 1 run (Brocato kick)
1st	GT	Hardeman 3 run (Rodgers kick)
2nd	BU	Coody 5 run (Brocato kick)
4th	GT	Martin 22 pass from Crawford (Rodgers kick)
4th	GT	Rodgers 22 FG

STATISTICS

TEAM STATS	BU	GT
First Downs	17	9
Rushing Att.-Yards	60-206	35-152
Passing Yards	93	84
Passing (C-A-I)	8-18-3	6-14-1
Total Offense	299	236
Punts-Avg.	6-34.7	7-35.3
Fumbles/Lost	4/0	3/1
Penalty-Yards	7-85	6-60


INDIVIDUAL STATS

RUSHING: (BU) Parma 19-107 1 TD, Carpenter 15-65; (GT) Hardeman 17-44 1 TD, Crawford 9-36.
PASSING: (BU) Isbell 8-18-3-93; (GT) Crawford 6-14-1-84 1 TD.
RECEIVING: (BU) Riley 3-35, Martin 3-32; (GT) Martin 4-49 1 TD.

BOWL RECAPS

1954 GATOR BOWL

Dec. 31, 1954 • Jacksonville, Fla. • Fairfield Stadium (34,408)

18 BAYLOR 13
13 Auburn 33


Thirteenth-ranked Auburn scored five of the first six times it touched the football on its way to a 33-13 thrashing of No. 18 Baylor in the 1954 Gator Bowl.

The Tigers, who established three Gator Bowl records and tied another in the rout, outgained BU 476 to 239 in total yards.

BU all-conference halfback **Del Shofner** fumbled the opening kickoff and the Tigers recovered on the Bears' 27-yard line. Five plays later, Auburn scored the game's first touchdown and led 7-0. Baylor tied the game by driving 63 yards in nine plays, the majority coming off a **Billy Hooper** pass to **Charles Smith**. Fullback **Reuben Saage** scored from a yard out and Smith kicked the conversion to tie the game at seven.

But before Baylor scored again, Auburn led 27-7. Fob James' 43-yard run broke a 7-7 tie and gave Auburn the lead for good with 9:20 left in the second quarter and Bobby Freeman tossed a six-yard scoring strike to Jimmy Long to push the Tigers' halftime advantage to 21-7. Joe Childress, the game's leading rusher with 134 yards, scored his second touchdown of the game on a three-yard run on AU's first drive of the second half to make the score 27-7 with 7:13 left.

Baylor All-America halfback **L. G. Dupre** butted his way for a 38-yard scoring play to cut the Tigers' lead to 27-13 with 4:25 to play in the third period. Dupre, the Bears' third-leading rusher during the regular season, finished as his team's top rusher against the Tigers with 69 yards. Freeman completed the scoring with a five-yard third quarter run.

SCORING SUMMARY

BAYLOR	7	0	6	0	-	13
Auburn	7	14	12	0	-	33

1st	11:54	AU	Childress 7 run (Childress kick)
1st	7:05	BU	Saage 1 run (C. Smith kick)
2nd	9:20	AU	James 43 run (Childress kick)
2nd	0:17	AU	Long 6 pass from Freeman (Childress kick)
3rd	7:13	AU	Childress 3 run (kick failed)
3rd	4:25	BU	Dupre 38 run (kick failed)
3rd	0:42	AU	Freeman 5 run (kick failed)

STATISTICS


TEAM STATS	BU	AU
First Downs	16	25
Rushing Att.-Yards	33-105	61-423
Passing Yards	134	53
Passing (C-A-I)	10-18-1	3-7-0
Total Offense	239	476
Punts-Avg.	3-42.0	2-41.0
Fumbles/Lost	5/4	4/0
Penalty-Yards	3-25	5-52

INDIVIDUAL STATS

RUSHING: (BU) Dupre 8-69 1 TD, A. Jones 8-27, Saage 5-22 1 TD, Holley 1-5, B. Jones 2-3, Shofner 3-0, Hooper 6-(-21); (AU) Childress 20-134 2 TD, Freeman 12-80 1 TD, Middleton 12-60, James 6-71 1 TD.
PASSING: (BU) Hooper 9-15-0-112, B. Jones 1-3-1-22; (AU) Freeman 3-7-0-53 1 TD.
RECEIVING: (BU) C. Smith 4-48, J.R. Smith 2-49, Amyett 2-23, Shofner 1-11, Holley 1-3; (AU) Hall 1-33, Pyburn 1-16, Long 1-4.

1957 SUGAR BOWL

Jan. 1, 1957 • New Orleans, La. • Tulane Stadium (82,000)

11 BAYLOR 13
2 Tennessee 7


Reuben Saage recovered Tennessee All-America halfback Johnny Majors' fumble of a **Del Shofner** punt and No. 11 Baylor then drove 15 yards for the winning touchdown in the Bears' 13-7 upset over the undefeated and second-ranked Volunteers in the 23rd annual Sugar Bowl.

Bear quarterback **Buddy Humphrey** scored the winning touchdown on a one-yard sneak and **Don Berry** added the conversion for coach **Sam Boyd's** 9-2 Bears. Baylor scored first, despite being a one-touchdown underdog, when quarterback **Bobby Jones** threw a 12-yard scoring strike to **Jerry Marcontell** in the second quarter. But Majors, who averaged 5.1 yards per rush, while completing better than 60 percent of his passes and punting for a 42.3 yard average during the regular season, gave the Volunteers the lead in the third quarter by reaching pay dirt from a yard out. Sammy Burklow added the PAT and Tennessee led 7-6.

After the Volunteers held Baylor on its first fourth quarter possession, Shofner punted to the Tennessee eight. Majors returned the kick seven yards before coughing up the pigskin and Saage was there to make the big play for Baylor.

Shofner, running behind an offensive line headlined by All-American **Bill Glass**, finished with 88 rushing yards on 14 carries and also intercepted a Volunteer pass. For his play, Shofner, who scored 10 touchdowns during the regular season, was voted the game's outstanding player. **Bobby Peters** contributed 60 yards rushing and 54 yards in kickoff returns for Baylor while Saage added 39 rushing yards. Bear quarterbacks **Humphrey**, **Bobby Jones** and **Doyle Traylor** could only complete three passes, all going to end Marcontell.

SCORING SUMMARY

BAYLOR	0	6	0	7	-	13
Tennessee	0	0	7	0	-	7

2nd	BU	Marcontell 12 pass from Jones (kick failed)
3rd	UT	Majors 1 run (Burklow kick)
4th	BU	Humphrey 1 run (Berry kick)

STATISTICS

TEAM STATS	BU	UT
First Downs	14	11
Rushing Att.-Yards	64-275	39-146
Passing Yards	24	16
Passing (C-A-I)	3-11-0	1-10-4
Total Offense	299	162
Punts-Avg.	8-32.6	5-41.6
Fumbles/Lost	2/0	1/1
Penalty-Yards	6-60	5-55

INDIVIDUAL STATS


RUSHING: (BU) Shofner 14-88, Peters 8-60, Saage 7-39, Humphrey 7-25 1 TD, Beall 7-21, Dupre 5-13, Fisher 4-12, Jones 3-11, Hickman 3-10, Overton 2-3, Pavliska 1-3, Traylor 2-2, Baker 1-0; (UT) Gordon 9-61, Majors 15-59 1 TD, Bronson 8-56, Smith 5-9, Sandlin 1-5, Carter 1-0.
PASSING: (BU) Jones 2-4-0-19 1 TD, Traylor 1-3-0-5, Humphrey 0-4-0-0; (UT) Majors 1-7-2-16, Gordon 0-2-1-0, Carter 0-1-1-0.
RECEIVING: (BU) Marcontell 3-24, 1 TD; (UT) Urbano 1-16.

BOWL RECAPS

1960 GATOR BOWL

Dec. 30, 1960 • Jacksonville, Fla. • Fairfield Stadium (50,112)

12	BAYLOR	12
18	Florida	13



Coach **John Bridgers'** pro-modeled Spread-T Baylor offense could muster only two touchdowns against a swarming Florida defense as the No. 18 Gators took a 13-12 decision in the 16th annual Gator Bowl.

On the 12th-ranked Bears' first second-quarter possession, a pitchout from quarterback **Ronnie Stanley** to All-America halfback **Ronnie Bull** was mishandled and Florida's Chet Collins recovered on the Baylor 20-yard line.

It took the Gators five plays to score and fullback Don Goodman plunged the final three yards for the tally. Bill Cash added the conversion and Florida led 7-0 with 8:42 remaining in the half. Coach Ray Graves' squad extended its lead to 13-0 later in the same stanza when Gator defender Ronnie Slack recovered a Stanley fumble in the end zone for a quick six points. Florida traveled 20 yards for its two scores while Baylor went 139 yards for the same results. Down 13-0 in the fourth quarter, the No. 12 Bears, who finished 8-3, put forth a furious surge that resulted in 12 points.

On the first play of the quarter, quarterback **Bobby Ply** threw 11 yards to **Ronnie Goodwin** for the score, which capped a 71-yard, nine-play drive. With 1:01 remaining, Ply, who threw four touchdowns during the regular season, and Stanley put the Bears in position to score with three completed passes. Bull, Baylor's leading rusher and scorer, went the final three yards for the score. But, the two-point conversion attempt from Ply to Goodwin was juggled and dropped and the Gators had their hard-earned victory.

Ply established a new Gator Bowl record with 13 completions and teamed up with Goodwin (seven receptions) for five.

SCORING SUMMARY

BAYLOR	0	0	0	12	-	12
Florida	0	13	0	0	-	13

2nd	8:42	UF	Goodman 3 run (Cash kick)
2nd	0:30	UF	Slack fumble recovery in end zone (kick failed)
4th	14:56	BU	Goodwin 11 pass from Ply (kick failed)
4th	1:01	BU	Bull 3 run (pass failed)

STATISTICS

TEAM STATS	BU	UF
First Downs	15	11
Rushing Att.-Yards	37-43	52-176
Passing Yards	211	57
Passing (C-A-I)	13-27-0	5-8-0
Total Offense	254	233
Punts-Avg.	5-32.8	7-36.7
Fumbles/Lost	4/3	3/1
Penalty-Yards	1-5	8-70

INDIVIDUAL STATS

RUSHING: (BU) Bull 14-53 1 TD, Ply 14-5, Tate 1-5, Starr 1-3, Evans 1-1, Minter 3-(-8), Stanley 3-(-16); (UF) Libertore 14-61, Goodman 10-28, Infante 6-24, Starling 3-19, Ewell 3-17, Dodd 6-10, Hoover 6-7, Deal 1-4, MacBeth 1-3, Skelly 1-3, Partin 1-0.

PASSING: (BU) Ply 12-24-0-162 1 TD, Stanley 1-3-0-49; (UF) Dodd 3-5-0-21, Libertore 2-3-0-36.

RECEIVING: (BU) Goodwin 7-129 1 TD, David 3-33, Lane 2-29, Bull 1-20; (UF) Starling 3-47, Infante 2-10.

1961 GOTHAM BOWL

Dec. 9, 1961 • New York, N.Y. • The Polo Grounds (15,123)

BAYLOR	24
10 Utah State	9



Eight Utah State turnovers and outstanding performances by halfback **Ronnie Bull** and sophomore quarterback **Don Trull** led Baylor to a 24-9 victory over No. 10 Utah State in the inaugural Gotham Bowl at the historic Polo Grounds.

Baylor recovered its first of five Utah State fumbles and went 45 yards to score the first time it had the ball. Bull, who had 86 all-purpose yards and was voted the game's Most Valuable Player, scooted 14 yards for the initial Bear touchdown.

In the second quarter, **Carl Choate** kicked a 22-yard field goal for Baylor and Trull added the third score on a quarterback sneak covering two yards. Trull, who passed for 116 yards against the nation's number two defensive unit, connected with **Ted Plumb** for a 38-yard fourth quarter touchdown pass to end Baylor's scoring.

Choate was perfect in three extra point tries and Bull and Plumb combined for seven pass receptions. Utah State, which entered the game with a 9-0-1 mark and a share of the Skyline Conference championship, was favored to beat coach **John Bridgers'** Bears, who finished with a 5-5 regular-season slate.

Coached by John Ralston, the Aggies featured three standouts who later starred in professional football: All-America tackle Merlin Olsen, quarterback Bill Munson and place-kicker Jim Turner.

Many observers felt the game's highlight came at halftime when the New York City Sanitation Department Band performed in a driving snow-storm. As a souvenir of their trip to New York City, members of both teams were given shoe shine kits.

SCORING SUMMARY

BAYLOR	7	3	7	7	-	24
Utah State	0	0	3	6	-	9

1st	0:00	BU	Bull 14 run (Choate kick)
2nd	5:28	BU	Choate 22 FG
3rd	8:47	USU	Turner 36 FG
3rd	1:22	BU	Trull 2 run (Choate kick)
4th	9:48	BU	Plumb 38 pass from Trull (Choate kick)
4th	5:13	USU	Munson 4 run (run failed)

STATISTICS

TEAM STATS	BU	USU
First Downs	14	10
Rushing Att.-Yards	26-113	34-153
Passing Yards	153	41
Passing (C-A-I)	13-26-0	3-14-3
Total Offense	266	194
Punts-Avg.	6-31.0	5-36.6
Fumbles/Lost	5/2	6/5
Penalty-Yards	3-16	2-32

INDIVIDUAL STATS

RUSHING: (BU) Bull 13-61 1 TD, Whorton 6-14, Adams 4-13, Minter 3-11; (USU) Montalbo 4-35, Prince 8-28, Mattson 5-27, Larscheid 11-25, Turner 5-17.

PASSING: (BU) Trull 11-16-0-116 1 TD, Ply 2-10-0-28; (USU) Munson 1-8-2-24, Turner 1-3-1-10, Montalbo 1-3-0-7.

RECEIVING: (BU) Bull 4-25, Plumb 3-59 1 TD, Lane 2-30; (USU) McNaughton 3-41.

BOWL HISTORY

BOWL RECAPS

1963 BLUEBONNET BOWL

Dec. 31, 1963 • Houston, Texas • Rice Stadium (50,000)

BAYLOR 14
LSU 7


The fifth annual Bluebonnet Bowl at Rice Stadium saw Baylor All-America quarterback **Don Trull** finish his collegiate career in grand style in the Bears' 14-7 win over LSU.

Trull, voted the game's most outstanding back, completed 26 of 37 passes for 255 yards and both Baylor touchdowns. End **James Ingram**, the contest's most outstanding lineman, caught 11 of Trull's passes for 163 yards and seven- and 13-yard scoring strikes. The Bears totally dominated their opponent, running 79 plays to LSU's 37 and racking up 385 total yards compared to the Tigers' 108.

Dalton Hoffman was the leading rusher for both teams, gaining 70 yards for Baylor, which ended its season 8-3. **Tom Davies** kicked both Baylor conversions.

The Tigers scored first, moving 43 yards in seven plays in the first quarter. Bill Soefker went the final eight steps for LSU and the Tigers led 7-0.

Baylor scored its first touchdown with 13:10 remaining as Trull hit Ingram for the seven-yard strike. The Bears moved 68 yards in 10 plays for the score with Trull completing three passes. On their next possession, the Bears drove 70 yards in 11 plays for the winning score. Four completed Trull attempts, two each to **Lawrence Elkins** and Ingram, highlighted the scoring march.

Baylor, which lost to Oregon State, Texas and Kentucky during the regular season, was led during the year by All-Americans Trull and Elkins, all-conference tackle **Bobby Crenshaw** and top rusher Hoffman.

SCORING SUMMARY

BAYLOR	0	0	0	14	-	14
LSU	7	0	0	0	-	7

1st	7:18	LSU	Soefker 8 run (Moreau kick)
4th	13:10	BU	Ingram 7 pass from Trull (Davies kick)
4th	5:20	BU	Ingram 13 pass from Trull (Davies kick)

STATISTICS

TEAM STATS	BU	LSU
First Downs	27	4
Rushing Att.-Yards	42-130	32-95
Passing Yards	255	13
Passing (C-A-I)	26-37-1	1-5-0
Total Offense	385	108
Punts-Avg.	4-34.0	7-37.3
Fumbles/Lost	1/1	1/0
Penalty-Yards	2-30	2-10

INDIVIDUAL STATS


RUSHING: (BU) Hoffman 15-70, Mitchell 10-32, Davies 3-30, Whindum 1-9, Pickett 2-3, Trull 11-2, Elkins 1-(-7); (LSU) Ezell 9-30, Schwab 7-25, Labruzzo 5-14, LaBlanc 4-14, Soefker 3-9 1 TD, Vincent 2-3, Graves 1-2, Haynes 1-(-2).

PASSING: (BU) Trull 26-37-1-255 2 TD; (LSU) Ezell 1-5-0-13.

RECEIVING: (BU) Ingram 11-163 2 TD, Elkins 7-66, Hoffman 3-2, Hodge 2-17, Pickett 2-9, Davies 1-(-2); (LSU) Truax 1-13.

1975 COTTON BOWL

Jan. 1, 1975 • Dallas, Texas • Cotton Bowl Stadium (67,500)

12 BAYLOR 20
7 Penn State 41


QB Tom Shuman established Cotton Bowl records in passing and total offense and Jimmy Cefalo did likewise in receiving yards in No. 7 Penn State's 41-20 win over No. 12 Baylor.

For the fifth time in its 10-victory 1974 season, PSU came from behind to win. The victory spoiled BU's first appearance in the storied Dallas event, coming on the heels of the school's first Southwest Conference championship since 1924.

Baylor took a 7-0 first quarter lead on **Steve Beaird's** four-yard blast with 41 seconds remaining in the opening period. A Matt Bahr 25-yard field goal closed the Bears' lead to 7-3 at intermission. After the Nittany Lions took their first lead off Tom Donchez' one-yard run, all-conference quarterback **Neal Jeffrey** put Baylor ahead 14-10 with a 35-yard scoring toss to end **Ricky Thompson**. Three touchdowns, two by Cefalo and one by Shuman, and another Bahr field goal gave Penn State a 34-14 lead with 3:32 remaining. But the Bears, who finished 8-4 for the year, refused to fold and with 14 seconds left reserve QB **Mark Jackson** teamed with Thompson for an 11-yard TD.

On the ensuing kickoff, **David Hicks** attempted an onside kick only to watch PSU's Joe Jackson scoop up the loose pigskin and race 50 yards for another Penn State score with two seconds left. Baylor junior **S Ken Quesenberry**, who had 12 tackles and one interception, was named the game's Most Outstanding Defensive Player. DB **Tom Turnipseede** added 11 tackles for BU.

SCORING SUMMARY

BAYLOR	7	0	7	6	-	20
Penn State	0	3	14	24	-	41

1st	0:41	BU	Beaird 4 run (Hicks kick)
2nd	1:09	PSU	Bahr 25 FG
3rd	10:46	PSU	Donchez 1 run (Reihner kick)
3rd	4:23	BU	Thompson 35 pass from Jeffrey (Hicks kick)
3rd	3:28	PSU	Cefalo 49 pass from Shuman (Reihner kick)
4th	11:47	PSU	Cefalo 3 run (Reihner kick)
4th	6:17	PSU	Bahr 33 FG
4th	3:27	PSU	Shuman 2 run (Reihner kick)
4th	0:14	BU	Thompson 11 pass from Jackson (pass failed)
4th	0:02	PSU	Jackson 50 kickoff return (Reihner kick)

STATISTICS

TEAM STATS	BU	PSU
First Downs	16	21
Rushing Att.-Yards	42-138	56-265
Passing Yards	175	226
Passing (C-A-I)	10-23-2	10-20-0
Total Offense	313	491
Punts-Avg.	6-34.0	2-36.5
Fumbles/Lost	3/0	2/2
Penalty-Yards	7-45	8-70

INDIVIDUAL STATS

RUSHING: (BU) Beaird 21-84 1 TD, McNeil 8-36, M.Jackson 3-18, Kent 3-8, Kilgore 1-6, Ebow 1-4, Franklin 1-2, Jeffrey 4-(-20); (PSU) Donchez 25-116 1 TD, Hutton 12-79, Cefalo 11-55 1 TD, Shuman 5-14 1 TD, Taylor 1-3, Petchel 2-(-2).

PASSING: (BU) Jeffrey 7-19-2-135 1 TD, M.Jackson 3-4-0-40 1 TD; (PSU) Shuman 10-20-0-226 1 TD.

RECEIVING: (BU) Thompson 3-62 2 TD, Harper 3-45, A.Jackson 2-38, Kent 1-23, Beaird 1-7; (PSU) Donchez 4-50, Cefalo 3-102 1 TD, Natale 3-74.

BOWL RECAPS

1979 PEACH BOWL

Dec. 31, 1979 • Atlanta, Ga. • Atlanta-Fulton County Stadium (57,321)

19	BAYLOR	24
17	Clemson	18



Quarterbacks **Mike Brannan** and **Mickey Elam** passed for 86 yards each to spark the 19th-rated Baylor Bears to a 24-18 upset win over the 17th-ranked Clemson Tigers in Atlanta's Fulton County Stadium.

The victory vaulted coach **Grant Teaff's** Bears into 14th place in the Associated Press' final college football poll. The 8-4 Bruins were beaten during the regular season by Alabama, Houston, Arkansas and Texas, all of whom were ranked in the top 10 at kickoff.

With the Tigers leading 7-0, Brannan teamed with **Bo Taylor** on a three-yard touchdown toss to knot the score following **Robert Bledsoe's** extra point. The tally came eight plays after Baylor recorded its first of two blocked punts against Clemson kicker David Sims. The Bears forged ahead 14-7 with 12:20 left in the second quarter when Brannan, voted the game's Most Valuable Offensive Player, connected with **Robert Holt** for a 24-yard scoring strike.

Baylor's final 10 points resulted from a Bledsoe 29-yard field goal and a scoring pass from Elam to **Raymond Cockrell** that covered seven yards. Senior defensive end **Andrew Melontree**, voted the game's Most Valuable Defensive Player and linebackers **Doak Field** and All-American **Mike Singletary**, led a Baylor defense that held an 8-3 Clemson offensive unit to 67 yards rushing.

Elam and tailback **Walter Abercrombie** set a Baylor bowl record when the duo teamed for a 63-yard pass completion in the third quarter to set up Bledsoe's field goal.

SCORING SUMMARY

BAYLOR	0	14	10	0	-	24
Clemson	7	0	3	8	-	18

1st	6:04	CU	Brown 1 run (Ariri kick)
2nd	14:55	BU	Taylor 3 pass from Brannan (Bledsoe kick)
2nd	12:20	BU	Holt 24 pass from Brannan (Bledsoe kick)
3rd	10:36	CU	Ariri 40 FG
3rd	8:17	BU	Bledsoe 29 FG
3rd	3:43	BU	Cockrell 7 pass from Elam (Bledsoe kick)
4th	0:20	CU	McSwain 1 run (McCall pass from Lott)

STATISTICS

TEAM STATS	BU	CU
First Downs	11	20
Rushing Att.-Yards	45-62	51-67
Passing Yards	172	204
Passing (C-A-I)	8-17-0	17-34-3
Total Offense	234	271
Punts-Avg.	9-40.7	9-31.5
Fumbles/Lost	4/2	1/0
Penalty-Yards	4-30	7-47

INDIVIDUAL STATS

RUSHING: (BU) Abercrombie 12-32, Elam 7-13, Brannan 6-12, Pollard 9-9, Smith 1-(-1), Gentry 10-(-3); (CU) Brown 25-76 1 TD, Perry 5-28, Sims 3-15, Tuttle 1-8, McSwain 2-(-2), Lott 15-(-59).


PASSING: (BU) Brannan 4-6-0-86 2 TD, Elam 4-11-0-86 1 TD; (CU) Lott 17-34-3-204.

RECEIVING: (BU) Holt 2-52 1 TD, Taylor 2-34 1 TD, Cockrell 2-20 1 TD, Abercrombie 1-63, Mitchell 1-3; (CU) Tuttle 8-108, Gaillard 4-48, Brown 3-43, Clifford 2-15.

1981 COTTON BOWL

Jan. 1, 1981 • Dallas, Texas • Cotton Bowl Stadium (74,281)

6	BAYLOR	2
9	Alabama	30



Paul "Bear" Bryant's No. 9 Alabama Crimson Tide completely dominated No. 6 Baylor in the 45th annual Cotton Bowl en route to a 30-2 rout of the Southwest Conference champions.

The Bears, ranked as high as sixth nationally during the regular season, closed an outstanding 10-2 and Southwest Conference championship campaign by dropping their second Cotton Bowl game in as many tries.

Alabama, which closed a 10-2 year with the win, took advantage of four Baylor fumbles and also intercepted three Bear passes to roll up a 339-158 total yardage advantage.

Three Peter Kim field goals and scoring runs by Major Ogilvie, Don Jacobs and Mark Nix put the Crimson Tide on the scoreboard while a **Tommy Tabor** first quarter safety were the only points the Bears could muster. The league-leading Baylor offense netted 54 yards rushing, 18 by quarterback **Jay Jeffrey**. SWC rushing champion **Walter Abercrombie** was held to nine yards on eight attempts by a stout Alabama defense.

Fullback **Dennis Gentry** was the leading pass receiver in the game, grabbing five receptions while **Robert Holt** added three others. Also, **Gerald McNeil** accumulated 100 yards in kickoff and punt returns for the Bears. Tabor and all-conference linebacker **Doak Field** led the Baylor defensive charge with 15 stops each. All-America middle linebacker **Mike Singletary**, all-league safety **Vann McElroy** and linebacker **Lester Ward** each had 12 tackles for Baylor.

SCORING SUMMARY

BAYLOR	2	0	0	0	-	2
Alabama	6	7	3	14	-	30

1st	8:56	UA	Kim 29 FG
1st	3:51	UA	Kim 28 FG
1st	1:40	BU	Safety, Tabor tackles Lewis in end zone
2nd	13:26	UA	Ogilvie 1 run (Kim kick)
3rd	4:57	UA	Kim 42 FG
4th	6:54	UA	Jacobs 1 run (Kim kick)
4th	1:16	UA	Nix 3 run (Mardini kick)

STATISTICS

TEAM STATS	BU	UA
First Downs	13	17
Rushing Att.-Yards	35-54	67-241
Passing Yards	104	98
Passing (C-A-I)	12-27-3	5-12-0
Total Offense	158	339
Punts-Avg.	7-35.8	6-37.2
Fumbles/Lost	5/4	5/1
Penalty-Yards	6-59	5-89
3rd Down Conv.	5-of-15	8-of-19
Time of Possession	23:38	36:22

INDIVIDUAL STATS

RUSHING: (BU) Jeffrey 8-18, Gentry 11-17, Hall 1-10, Abercrombie 8-9, Anderson 1-3, Mangrum 6-(-3); (UA) Ogilvie 15-74 1 TD, Carter 4-71, Patrick 12-45, J. Jones 5-28, Jackson 7-13, Lewis 5-9, Nix 3-7 1 TD, Orcutt 3-7, Collins 2-6, Ferguson 1-1, Gray 3-(-2), Fagan 1-(-4), Jacobs 6-(-14).

PASSING: (BU) Jeffrey 8-19-2-55, Mangrum 4-8-1-49; (UA) Jacobs 5-12-0-98.

RECEIVING: (BU) Gentry 5-26, Holt 3-41, Abercrombie 2-4, Lively 1-17, Ward 1-16; (UA) Bendross 1-49, Jackson 1-20, Brown 1-20, Clark 1-7, Jones 1-2.

BOWL RECAPS

1983 BLUEBONNET BOWL

Dec. 31, 1983 • Houston, Texas • Astrodome (50,090)

20 BAYLOR 14
Oklahoma State 24


Oklahoma State raced to a 21-0 first half lead before finally holding off No. 20 Baylor, 24-14, in the 25th annual Bluebonnet Bowl at the Astrodome.

Aided by a roughing-the-passer call and fine running by **Alfred Anderson** and **Broderick Sargent**, Baylor drove 87 yards in eight plays for its first score. **Cody Carlson** hit All-American **Gerald McNeil** with a 12-yard TD strike.

Oklahoma State scored its final points of the night on a 44-yard field goal by Larry Roach after **Jim Mueller's** onside kick attempt failed. The Cowboys drove from midfield to Baylor's 27-yard line before settling for the field goal with 16 seconds left in the half.

OSU signal caller Rusty Hilger missed the second half after being knocked out by BU linebacker **Robert Watters** and was replaced by reserve Ike Jackson. Jackson moved OSU to the Baylor five early in the third quarter but **Thomas Everett**, **Aaron Grant** and **Kevin Hancock** led one of BU's best defensive stands of the year. Roach's field goal attempt was blocked by **Ervin Randle**.

Both of Baylor's interceptions came in the last period; **Tom Muecke** and **Carlson** threw one each as the Bears hurried to catch up. McNeil took a 28-yard halfback option pass from Anderson and **Marty Jimmerson** kicked the PAT to cut OSU's lead to 10 with 5:07 remaining. Baylor's hopes were dashed for good when Muecke was trapped for a loss of five on fourth down with 1:10 remaining at the OSU 45.

SCORING SUMMARY

BAYLOR	0	7	0	7	-	14
Oklahoma State	6	18	0	0	-	24

1st	8:45	OSU	Lewis 12 pass from Hilger (kick blocked)
2nd	14:58	OSU	Anderson 1 run (Lewis pass from Hilger)
2nd	6:02	OSU	Harris 26 pass from Hilger (Roach kick)
2nd	1:21	BU	McNeil 12 pass from Carlson (Jimmerson kick)
2nd	0:16	OSU	Roach 44 FG, 0:16
4th	5:07	BU	McNeil 28 pass from Anderson (Jimmerson kick)

STATISTICS

TEAM STATS	BU	OSU
First Downs	18	19
Rushing Att.-Yards	34-134	45-178
Passing Yards	245	187
Passing (C-A-I)	16-32-2	17-30-1
Total Offense	379	365
Punts-Avg.	5-42.0	6-39.0
Fumbles/Lost	1/1	1/1
Penalty-Yards	7-55	4-40
3rd Down Conv.	6-of-14	7-of-18

INDIVIDUAL STATS


RUSHING: (BU) Anderson 21-103, Rice 4-28, Davis 1-17, Sargent 2-8, Carlson 1(-2), Muecke 5(-20); (OSU) Anderson 27-143 1 TD, Jones 13-32, Price 3-5, Cook 1-2, Hilger 1(-4).

PASSING: (BU) Muecke 8-14-152, Carlson 7-17-165 1 TD, Anderson 1-1-0-28 1 TD; (OSU) Hilger 12-17-0-137 2 TD, Jackson 5-13-1-50.

RECEIVING: (BU) McNeil 10-163 2 TD, Davis 4-64, Conrad 1-14, Sargent 1-4; (OSU) Chesley 5-54, Lewis 5-46 1 TD, Harris 3-69 1 TD, Crawford 3-9, Anderson 1-9.

1985 LIBERTY BOWL

Dec. 27, 1985 • Memphis, Tenn. • Liberty Bowl Memorial Stadium (40,186)

BAYLOR 21
LSU 7


Baylor fashioned one of its finest bowl efforts ever in beating the LSU Tigers, 21-7, in the 27th Liberty Bowl Football Classic.

The Bears dominated virtually every phase of the game. They gained 489 yards total offense to the Tigers' 192. Baylor led in first downs (26-9), rushing yards (215-91), passing yards (274-101), yards per play (5.4-3.3) and time of possession (37:14-22:46). The Baylor defense played so well the second half that LSU gained only 72 yards on 26 plays. In the third quarter, the Tigers had 11 total-offense yards on nine plays.

LSU got on the board first with a 79-yard Norman Jefferson punt return with 5:17 remaining in the first quarter and that turned out to be the Tigers only fireworks on the cool, clear Memphis evening.

The Bears took the ensuing kickoff and marched 80 yards in seven plays to knot the score at seven. On a third and goal from the five, quarterback **Cody Carlson** hit a diving **Matt Clark** in the corner of the end zone. **Terry Syler** added the extra point.

Syler made it 10-7 with his 23-yard field goal with 5:36 left in the first half and upped the score to 13-7 with a 35-yarder early in the third quarter.

Baylor's final tally came when Carlson connected with **John Simpson** on a 15-yard scoring strike with 10:42 left to play. The junior quarterback, who was named the game's Most Valuable Player, then hit Clark for a two-point conversion, making the final score 21-7.

SCORING SUMMARY

BAYLOR	7	3	3	8	-	21
LSU	7	0	0	0	-	7

1st	5:17	LSU	Jefferson 79 punt return (Lewis kick)
1st	2:30	BU	Clark 5 pass from Carlson (Syler kick)
2nd	5:36	BU	Syler 23 FG
3rd	8:54	BU	Syler 35 FG
4th	10:42	BU	Simpson 15 pass from Carlson (Clark pass from Carlson)

STATISTICS

TEAM STATS	BU	LSU
First Downs	26	9
Rushing Att.-Yards	61-215	31-91
Passing Yards	274	101
Passing (C-A-I)	18-30-0	13-27-1
Total Offense	489	192
Punts-Avg.	6-31.5	8-40.6
Fumbles/Lost	0/0	2/1
Penalty-Yards	6-40	5-41
3rd Down Conv.	8-of-20	4-of-15
Time of Possession	37:14	22:46

INDIVIDUAL STATS

RUSHING: (BU) Perry 7-45, Rutledge 10-36, Sargent 8-27, McAdoo 9-23, Subia 1-21, Ball 7-18, Stockemer 4-16, Muecke 6-9, Williams 1-9, Carlson 5-7, Works 2-2, Lewis 1-2; (LSU) Hilliard 20-66, James 7-23, Wickersham 4-2.

PASSING: (BU) Carlson 9-12-0-161 2 TD, Muecke 9-18-0-113; (LSU) Wickersham 11-24-1-95, Guidry 2-3-0-6.


RECEIVING: (BU) Simpson 3-117 1 TD, Clark 3-31 1 TD, Douglas 2-54, Pruitt 2-27, McAdoo 2-15, Chase 1-10, Ates 1-9, Sargent 1-7, Kelly 1-5, Perry 1-2, Williams 1(-3); (LSU) James 4-25, Jean Batiste 2-23, Magee 2-23, Jones 2-6, Davis 1-15, Andrews 1-6, Hilliard 1-3.

BOWL RECAPS

1986 BLUEBONNET BOWL

Dec. 31, 1986 • Houston, Texas • Rice Stadium (40,470)

14	BAYLOR	21
	Colorado	9



No. 14 Baylor's defense, led by MVP **Ray Berry**, stymied Colorado's wishbone offense to key a 21-9 Bear win in the 28th annual Bluebonnet Bowl. The Bears limited the Big Eight runner-up Buffs to 194 total yards, 83 of which came on the ground. Berry, called a "one-man wrecking crew" by sportswriters after the game, accounted for 12 tackles, three of which resulted in 12 yards in losses.

Colorado found out early what kind of day it would be for the Baylor defense. The Buffs managed only a field goal and 77 yards total offense in their first eight possessions through nearly three quarters of play. Meanwhile, Baylor's offense did what it had to do, scoring a touchdown in each of those first three quarters. The first Bear TD capped a 12-play, 64-yard drive in the first quarter. The drive was kept alive by a CU offside penalty when Baylor was in punt formation. The highlight was a 22-yard run off tackle by **Derrick McAdoo** down to the Colorado five. Four plays later, McAdoo, a senior from Houston, dove over from the one on a fourth-down play.

BU next hit pay dirt in the second stanza. It took only three plays to go eight yards after **Keith Rose** recovered an errant CU pitch.

QB **Cody Carlson** hit flanker **Darnell Chase** in the corner of the end zone on a two-yard scoring strike. Another turnover gobbled up by the BU defense set up Baylor's final score. **Robert Watters** sacked the Buff QB and Berry recovered on the 21. It took only four plays, one of which was a 17-yard shot from Carlson to **Matt Clark**, before McAdoo tied the BU school record with two TDs in a bowl game.

SCORING SUMMARY

BAYLOR	7	7	7	0	-	21
Colorado	0	3	6	0	-	9

1st	3:34	BU	McAdoo 1 run (Syler kick)
2nd	13:09	CU	DeLine 36 FG
2nd	4:57	BU	Chase 2 pass from Carlson (Syler kick)
3rd	12:56	BU	McAdoo 1 run (Syler kick)
3rd	2:38	CU	Hatcher 31 run (run failed)

STATISTICS

TEAM STATS	BU	CU
First Downs	12	12
Rushing Att.-Yards	43-114	47-83
Passing Yards	165	111
Passing (C-A-I)	14-28-2	7-14-1
Total Offense	279	194
Punts-Avg.	7-31.1	5-37.6
Fumbles/Lost	2/0	6/3
Penalty-Yards	7-58	4-25
3rd Down Conv.	6-of-19	4-of-14
Time of Possession	31:09	28:51

INDIVIDUAL STATS

RUSHING: (BU) McAdoo 8-36 2 TD, Murray 11-35, Perry 8-15, Carlson 6-15, Rutledge 3-6, Lovell 4-3, Chase 1-2, Conner 1-2, Walls 1-0; (CU) Kissick 9-37, Oliver 11-36, Hatcher 10-14, Campbell 1-11, Marquez, 7-8, Jones 1-4.

PASSING: (BU) Carlson 11-22-2-136 1 TD, Lovell 3-6-0-29; (CU) Walters 5-8-1-71, Hatcher 2-5-0-40, Embree 0-1-0-0.

RECEIVING: (BU) Clark 3-58, Chase 2-23, Murray 2-18, Fornes 2-16, Perry 2-10, Davis 1-17, Simpson 1-12, Huckabay 1-11; (CU) Embree 3-57, Oliver 1-19, Carl 1-13, Ferrando 1-12, Marquez 1-10.

1991 COPPER BOWL

Dec. 31, 1991 • Tucson, Ariz. • Arizona Stadium (35,751)

BAYLOR	0
Indiana	24



Baylor watched two golden scoring opportunities slip through its hands while Indiana used a patient and balanced attack to grind out a 24-0 victory over the Bears in Copper Bowl III at Tucson, Ariz.

Indiana jumped to a 7-0 lead, largely on the rushing of All-American Vaughn Dunbar, who finished with 106 yards and the game's MVP honor. Late in the first quarter the Bears were driving nicely before the drive stalled at the Hoosier 21.

Lining up in field goal formation, Baylor opted for a fake pass from holder **Kent Brentham** to kicker **Jeff Ireland**. Ireland was totally uncovered on a pattern for the end zone, but the pass scraped off his fingertips.

That mishap seemed to set the tone for Baylor's 14th bowl game and first west of Waco. IU added a field goal after a long drive late in the first and just when it seemed like Baylor had a chance to regroup, the Hoosiers got the ball back with 2:37 remaining in the half and drove 80 yards in 10 plays to go up 17-0 at intermission.

The third quarter proved to be a defensive struggle until the Bears drove from their 22 to the IU six. Then, with BU having a chance to get back into the game, **Robert Strait** fumbled into the end zone after he and quarterback **J.J. Joe** never connected on a handoff.

The Hoosiers added another score to make it 24-0 at the end. Their final scoring march covered 60 yards in 12 plays and consumed 6:48. IU led in virtually every statistical category, but not to the extent which the final score would indicate. The Hoosiers rushed for 147 yards, compared to Baylor's 138. They passed for 176 yards while BU had 131. The time of possession favored Indiana 32:55 to 27:05.

SCORING SUMMARY

BAYLOR	0	0	0	0	-	0
Indiana	7	10	0	7	-	24

1st	7:09	IU	Green 1 run (Bonnell kick)
2nd	6:36	IU	Bonnell 27 FG
2nd	0:12	IU	Dunbar 5 run (Bonnell kick)
4th	5:55	IU	Green 4 run (Bonnell kick)

STATISTICS

TEAM STATS	BU	IU
First Downs	17	20
Rushing Att.-Yards	42-138	49-147
Passing Yards	131	176
Passing (C-A-I)	10-27-1	12-22-0
Total Offense	269	323
Punts-Avg.	6-34.8	6-49.0
Fumbles/Lost	4/1	2/0
Penalty-Yards	4-29	6-59
3rd Down Conv.	7-of-16	8-of-16
Time of Possession	27:05	32:55

INDIVIDUAL STATS

RUSHING: (BU) Strait 15-72, Mims 9-49, Bell 5-41, Henry 2-4, Needham 1-3, Stephens 1-2, Brentham 1-(-11), Joe 8-(-22); (IU) Dunbar 28-106 1 TD, Law 6-38, Dyer 2-2, Green 13-1 2 TD.

PASSING: (BU) Joe 10-26-1-131, Brentham 0-1-0-0; (IU) Green 11-21-0-165, Dyer 1-1-0-11.


RECEIVING: (BU) Pierce 3-32, Miles 2-41, Bonner 3-32, Mims 2-19, R.Miller 1-7; (IU) Thomas 4-58, McGowan 3-63, Coleman 1-15, Fette 1-11, Dunbar 1-11, O'Connell 1-11, Baety 1-7.

BOWL RECAPS

1992 JOHN HANCOCK BOWL

Dec. 31, 1992 • El Paso, Texas • Sun Bowl Stadium (41,622)

BAYLOR	20
22 Arizona	15



The **Grant Teaff** era at Baylor ended in grand style as the Bears used big plays to hold off No. 22 Arizona, 20-15, in the 1992 John Hancock Bowl. The Wildcats, who brought perhaps the nation's best defense into the game, outgained the Bears 418 yards to 249, but BU had TD passes of 61 and 69 yards and the defense had a brilliant goal line stand and twice held UA to field goals.

UA jumped to a 10-0 lead midway through the second quarter. Steve McLaughlin had to settle for a 22-yard field goal after Baylor's defense stopped five plays inside the Baylor six and George Malaulu scored on a quarterback draw from seven yards out. Baylor struck near the end of the half with a halfback pass from **Brandell Jackson** to **Melvin Bonner** for a 61-yard TD with 2:37 to go. UA came back quickly to reach the BU two, but again the defense stiffened and allowed only a field goal.

It had been mostly Arizona through two quarters, but Baylor grabbed the lead for good on just the second play of the third quarter when quarterback **J.J. Joe** hit Bonner for a 69-yard scoring toss. The rest of the way rains became heavier and the contest turned into a defensive battle. The day's highlight came when Arizona moved the ball to the Baylor eight only to be stopped at the one after four attempts.

BU managed two field goals in the fourth quarter, a 32-yarder and 35-yarder, both by **Trey Weir**, and UA scored when the Bears took an intentional safety. Baylor's defense held twice again late, stopping drives on its 22 and 28.

SCORING SUMMARY

BAYLOR	0	7	7	6	—	20
Arizona	3	10	0	2	—	15

1st	9:30	UA	McLaughlin 22 FG
2nd	7:27	UA	Malaulu 7 run (McLaughlin kick)
2nd	2:37	BU	Bonner 61 pass from Jackson (Weir kick)
2nd	0:40	UA	McLaughlin 20 FG
3rd	14:10	BU	Bonner 69 pass from Joe (Delaney kick)
4th	5:37	BU	Weir 32 FG
4th	4:29	BU	Weir 35 FG
4th	0:31	UA	Safety, Delaney ran out back of end zone

STATISTICS

TEAM STATS	BU	UA
First Downs	12	23
Rushing Att.-Yards	43-47	44-136
Passing Yards	202	282
Passing (C-A-I)	8-24-1	20-38-0
Total Offense	249	418
Punts-Avg.	6-39.7	5-33.8
Fumbles/Lost	4/0	2/2
Penalty-Yards	8-30	8-91
3rd Down Conv.	6-of-17	6-of-16
Time of Possession	27:38	32:22


INDIVIDUAL STATS

RUSHING: (BU) Strait 10-23, Bell 4-17, Lewis 4-12, Henry 4-10, Mims 5-15, Bonner 1-0, Joe 11-(1), Jackson 2-(2), Caldwell 1-(3), Delaney 1-(24); (UA) Carter 15-49, Malaulu 11-47 1 TD, Levy 13-31, Johnson 5-9.
PASSING: (BU) Joe 7-23-1-141 1 TD, Jackson 1-1-0-61 1 TD; (UU) Malaulu 20-38-0-282.
RECEIVING: (BU) Bonner 5-166 2 TD, McKenzie 1-14, Miller 1-12, Mims 1-10; (UU) Dickey 9-108, Levy 4-85, Bray 4-55, Vaughn 2-19, Carter 1-15.

1994 ALAMO BOWL

Dec. 31, 1994 • San Antonio, Texas • The Alamodome (44,106)

BAYLOR	3
Washington State	10



The second annual Alamo Bowl more than lived up to its billing as a match-up between Washington State's nationally-ranked defense and Baylor's high-scoring offense. In the end, the Cougar defense prevailed in a 10-3 thriller that wasn't decided until 30 seconds remained.

The Cougars scored the first time they got the ball and it proved to be the game's only touchdown. WSU went 91 yards in 13 plays as Kevin Hicks scored on a one-yard plunge up the middle. Baylor appeared to have stopped the drive after holding WSU on three quick downs, but a roughing the kicker call allowed the Cougars to retain possession.

WSU entered the game with the nation's No. 1 ranked defense, and it played as expected. The Bear defenders more than held their own after allowing the early touchdown. With both defenses playing well, it turned into a game of field position and field goals. The next two drives by each team ended in punts. After taking the second punt the Bears drove down to the Cougar 28 and attempted a 44-yard **Jarvis Van Dyke** field goal which fell short. Baylor's next possession ended in the same result as a 47-yarder missed the mark. WSU ended the half with a 37-yard field goal by Tony Truant to go up 10-0.

The second half unfolded with more strong defensive football. Two more third quarter drives by each squad ended up in punts. Finally, with the final stanza about to get underway, the Bears got on the scoreboard. After **Nikia Codie** blocked a punt which landed at the Bear 25, Van Dyke hit a 36-yard field goal on a 13-play, 56-yard drive. With 3:57 left the Bears got the ball on the WSU 45. Three plays netted only a yard. Facing fourth-and-9, **Jeff Watson** then hit a diving **Kalief Muhammad** on a 33-yard pass to the 11. Three more plays lost a couple of yards.

On fourth down with 30 seconds left Watson's pass into the end zone was intercepted by Todd Jensen as WSU sealed the win.

SCORING SUMMARY

BAYLOR	0	0	3	0	—	3
Washington State	7	3	0	0	—	10

1st	8:28	WSU	Hicks 1 run (Truant kick)
2nd	0:02	WSU	Truant 37 FG
3rd	1:35	BU	Van Dyke 36 FG

STATISTICS

TEAM STATS	BU	WSU
First Downs	8	14
Rushing Att.-Yards	32-74	31-7
Passing Yards	77	286
Passing (C-A-I)	8-23-2	27-35-0
Total Offense	151	293
Punts-Avg.	6-35.0	7-33.7
Fumbles/Lost	0/0	3/1
Penalty-Yards	2-19	15-110
3rd Down Conv.	3-of-15	6-of-17
Time of Possession	27:58	32:02

INDIVIDUAL STATS

RUSHING: (BU) Douglas 13-42, B.Lewis 9-34, Rubin 2-5, Muhammad 6-2, Moore 1-(3), Watson 1-(6); (WSU) Sparks 8-20, Hicks 10-12 1 TD, Madu 4-5, Tims 1-(1), Martin 1-(10), Davis 7-(19).
PASSING: (BU) Watson 8-22-2-77, Moore 0-1-0-0; (WSU) Davis 27-35-0-286.
RECEIVING: (BU) Muhammad 2-34, Douglas 2-16, Bronson 2-15, Stanley 1-7, Rhynes 1-5; (WSU) Carpenter 5-91, E.Moore 5-38, Dumas 5-26, Kennedy 4-62, Hicks 4-14, B.Thomas 2-30, Knuff 1-13, Adams 1-12.

BOWL RECAPS

2010 TEXAS BOWL

Dec. 29, 2010 • Houston, Texas • Reliant Stadium (68,211)

BAYLOR	14
Illinois	38



Mikel Leshoure ran for 184 yards and three touchdowns as Illinois earned its first bowl victory since 1999, beating Baylor, 38-14, in the Texas Bowl. The Illini spoiled the Bears' first bowl appearance in 16 seasons. Both teams finished at 7-6.

Leshoure had a 5-yard TD run in the second quarter, a 13-yard score in the third quarter and another 5-yard touchdown run in the fourth period. The performance gave him the school single-season rushing record with 1,697 yards.

Baylor's **Robert Griffin III** threw for 313 yards and a touchdown, but his two fumbles in the first half put the Bears behind.

The Bears cut the lead to 24-14 when Griffin found a diving **Kendall Wright** on a 39-yard touchdown pass on fourth-and-14 early in the fourth quarter. But Illinois continued its dominance in the rushing game after that and extended its lead to 31-14 on Leshoure's last touchdown.

Freshman quarterback Nathan Scheelhaase completed all of his 13 passes in the first half, and finished 18 of 23 for 242 yards. He scored on a 55-yard touchdown run with 41 seconds to play to make it 38-14.

Baylor finally found its offensive touch on its first possession of the second half. Griffin completed five of seven passes on that drive, which ended with a 4-yard touchdown run by **Jay Finley** to get the Bears within 24-7 with about eight minutes remaining in the third quarter.

SCORING SUMMARY

BAYLOR	0	0	7	7	—	14
Illinois	6	10	8	14	—	38

1st	11:03	IU	Dimke 38 FG
1st	3:45	IU	Dimke 28 FG
2nd	13:51	IU	Dimke 43 FG
2nd	9:42	IU	Leshoure 5 run (Dimke kick)
3rd	11:40	IU	Leshoure 13 run (Leshoure kick)
3rd	8:03	BU	Finley 4 run (Jones kick)
4th	13:43	BU	Wright 39 pass from Griffin III (Jones kick)
4th	7:14	IU	Leshoure 5 run (Dimke kick)
4th	0:41	IU	Scheelhaase 55 run (Dimke kick)

STATISTICS

TEAM STATS	BU	UI
First Downs	24	25
Rushing Att.-Yards	29-124	50-291
Passing Yards	313	242
Passing (C-A-I)	31-43-0	18-23-0
Total Offense	437	533
Punts-Avg.	6-40.0	5-40.2
Fumbles/Lost	4/2	1/0
Penalty-Yards	7-74	6-51
3rd Down Conv.	2-of-10	6-of-14
Time of Possession	26:45	33:15

INDIVIDUAL STATS

RUSHING: (BU) Finley 12-63 1 TD, Griffin III 16-44, Reese 1-17; (UI) Leshoure 29-184 3 TD, Ford 12-54, Scheelhaase 9-53 1 TD.


PASSING: (BU) Griffin III 30-41-0-306 1 TD, Florence 1-1-0-7, TEAM 0-1-0-0; (UI) Scheelhaase 18-23-0-242.

RECEIVING: (BU) Griffin III 30-41-0-306 1 TD, Florence 1-1-0-7, TEAM 0-1-0-0; (UI) Jenkins 6-52, Fayson 4-31, Ford 3-29, Leshoure 2-21, Lankford 1-52, Millines 1-32, Wilson 1-25.

2011 ALAMO BOWL

Dec. 29, 2011 • San Antonio, Texas • Alamodome (65,256)

15 BAYLOR	67
Washington	56



No. 15 Baylor pulled out a thrilling Alamo Bowl victory in the highest-scoring bowl game in history, beating Washington 67-56 in a record-smashing shootout.

Robert Griffin III's final showcase before jumping to the NFL was a gripping goodbye to watch. One of the nation's most electrifying players was upstaged by an even more exciting game that shattered the previous record for points in regulation set in the 2001 GMAC Bowl.

Griffin had an unremarkable night, throwing just one touchdown pass and running for another. But **Terrance Ganaway** starred ably in his place, rushing for 200 yards and five touchdowns.

The previous bowl record for a regulation game was 102 total points set in the 2001 GMAC Bowl between Marshall and East Carolina. That game went to double overtime and ended with a combined 125 points - which still stands as the overall bowl record.

SCORING SUMMARY

BAYLOR	21	3	29	14	—	67
Washington	7	28	14	7	—	56

1st	11:14	BU	Wright 11 pass from Griffin III (Jones kick)
1st	7:26	UW	Price 5 run (Folk kick)
1st	6:03	BU	Salubi 36 run (Jones kick)
1st	0:48	BU	Griffin III 24 run (Jones kick)
2nd	11:32	UW	Johnson 12 pass from Price (Folk kick)
2nd	4:52	UW	Aguilar 1 pass from Price (Folk kick)
2nd	1:38	UW	Price 15 run (Folk kick)
2nd	0:31	UW	Polk 56 run (Folk kick)
2nd	0:00	BU	Jones 42 field goal
3rd	14:00	UW	Kearse 80 pass from Price (Folk kick)
3rd	11:06	BU	Salubi 7 run (Jones kick)
3rd	8:28	BU	Ganaway 89 run (Monk pass from Griffin III)
3rd	7:44	UW	Aguilar 13 pass from Price (Folk kick)
3rd	6:01	BU	Ganaway 1 run (Jones kick)
3rd	0:58	BU	Ganaway 1 run (Jones kick)
4th	9:40	UW	Price 8 run (Folk kick)
4th	8:15	BU	Ganaway 4 run (Jones kick)
4th	2:28	BU	Ganaway 43 run (Jones kick)

STATISTICS

TEAM STATS	BU	UW
First Downs	33	26
Rushing Att.-Yards	52-482	37-182
Passing Yards	295	438
Passing (C-A-I)	24-33-0	23-37-0
Total Offense	777	620
Punts-Avg.	2-52.0	2-54.5
Fumbles/Lost	1/1	2/2
Penalty-Yards	8-58	1-15
3rd Down Conv.	7-of-14	9-of-16
Time of Possession	28:10	31:50

INDIVIDUAL STATS

RUSHING: (BU) Ganaway 21-200 5 TD; Reese 2-101; Salubi 5-101 2 TD; Griffin III 18-55 1 TD; (UW) Polk 30-147 1 TD; Price 5-39 3 TD; Callier 2-(4).

PASSING: (BU) Griffin III 24-33-0-295 1 TD; (UW) Price 23-37-0-438 4 TD.

RECEIVING: (BU) Wright 7-91 1 TD; T. Williams 6-62; Reese 5-66; Sampson 3-25; Norwood 1-23; Monk 1-15; Salubi 1-13; (UW) Jer. Kearse 5-198 1 TD; Aguilar 5-90 2 TD; Seferian 5-59; K. Williams 3-19; J. Johnson 2-36 1 TD; Polk 2-8; Callier 1-28.

BOWL RECAPS

2012 HOLIDAY BOWL

Dec. 27, 2012 • San Diego, Calif. • Qualcomm Stadium (55,507)

BAYLOR	49
17 UCLA	26



By early in the second quarter, Baylor was well on its way to blitzing No. 17 UCLA and **Nick Florence** had supplanted Robert Griffin III as the Bears' season passing leader.

The Bears beat the Bruins 49-26 in the Holiday Bowl as Florence threw for two scores and ran for one. **Glasco Martin** ran for three touchdowns.

Florence completed 10 of 13 passes for 188 yards, giving him 4,309 for the season to break RG3's school record of 4,293 set in his Heisman-winning season of 2011. BU won its final four games and five of six.

Lache Seastrunk rushed 16 times for 138 yards and one score for Baylor, which outgained UCLA 494-362.

Baylor's defense came up big, too. The Bears sacked Brett Hundley six times, including two by **Chris McAllister**, and shut down the Bruins' ground game limiting them to only 33 yards on 28 carries.

Baylor raced to a 21-0 lead early in the second quarter on Martin's 4-yard run and Florence's TD passes of 8 yards to **Antwan Goodley** and 55 yards to **Tevin Reese**.

After a UCLA score, Baylor added two more touchdowns to go up 35-7.

SCORING SUMMARY

BAYLOR	0	7	7	6	—	20
UCLA	3	10	0	2	—	15

1st	08:01	BU	Martin 4 yd run (Jones kick)
1st	04:22	BU	Goodley 8 yd pass from Florence (Jones kick)
2nd	11:08	BU	Reese 55 yd pass from Florence (Jones kick)
2nd	06:21	UCLA	Fauria 22 yd pass from Hundley (Fairbairn kick)
2nd	04:36	BU	Martin 26 yd run (Jones kick)
2nd	01:58	BU	Seastrunk 43 yd run (Jones kick)
2nd	00:07	UCLA	Fairbairn 30 yd field goal
3rd	08:18	UCLA	Fairbairn 40 yd field goal
3rd	01:52	BU	Martin 1 yd run (Jones kick)
4th	12:25	UCLA	Evans 24 yd pass from Hundley (Hundley pass failed)
4th	07:46	BU	Florence 1 yd run (Jones kick)
4th	00:00	UCLA	Sweet 34 yd pass from Hundley (Fairbairn kick)

STATISTICS

TEAM STATS	BU	UCLA
First Downs	25	17
Rushing Att.-Yards	67-306	28-33
Passing Yards	188	329
Passing (C-A-I)	10-13-0	26-52-0
Total Offense	494	362
Punts-Avg.	3-47.7	6-42.7
Fumbles/Lost	0/0	2/0
Penalty-Yards	1-5	6-59
3rd Down Conv.	6-of-14	1-of-17
Time of Possession	35:30	24:30

INDIVIDUAL STATS

RUSHING: (BU) Seastrunk 16-138; Martin 21-98; Florence 18-37; Salubi 8-27; Goodley 1-5; Reese 1-4; Petty 1-minus 1; Team 1-minus 2. (UCLA) Franklin 14-34; Locke 1-8; James 2-3; Fuller 1-0; Walker 1-minus 2; Hundley 9-minus 10.

PASSING: (BU) Florence 10-13-0-188. (UCLA) Hundley 26-50-0-329; Team 0-2-0-0.

RECEIVING: (BU) Reese 2-68; Williams 2-68; Goodley 2-19; Najvar 2-16; Norwood 1-10; Sampson 1-7.

(UCLA) Evans 7-82; Johnson 5-116; Fauria 5-59; Walker 3-19; Fuller 3-12; Sweet 1-34; Franklin 1-4; Payton 1-3.

BOWL GAME RECORDS

BAYLOR TEAM SUPERLATIVES

Points Scored	67	vs. Washington (12/29/11)
Low	0	vs. Indiana (12/31/99)
First Downs	33	vs. Washington (12/29/11)
Low	8	vs. Washington State (12/31/94)
Rushing Plays	67	vs. UCLA (12/27/12)
Low	26	vs. Utah State (12/9/61)
Net Rushing Yards	482	vs. Washington (12/29/11)
Low	43	vs. Florida (12/31/60)
Passes Attempted	43	vs. Illinois (12/29/10)
Low	11	vs. Tennessee (1/1/57)
Passes Completed	31	vs. Illinois (12/29/10)
Low	3	vs. Tennessee (1/1/57)
Had Intercepted	3	twice
Low	0	eight times, last vs. UCLA (12/27/12)
Net Passing Yards	313	vs. Illinois (12/29/10)
Low	24	vs. Tennessee (1/1/57)
Total Offensive Plays	91	vs. LSU (12/27/85)
Low	47	vs. Alabama (1/1/81)
Total Offensive Yards	777	vs. Washington (12/29/11)
Low	158	vs. Alabama (1/1/81)
Fumbles	5	three times
Low	0	twice
Fumbles Lost	4	vs. Auburn (12/31/54)
Low	0	twice
Penalties	8	twice
Low	1	twice, last vs. UCLA (12/27/12)
Penalty Yards	85	vs. Georgia Tech (1/1/52)
Low	5	twice, last vs. UCLA (12/27/12)

OPPONENT TEAM SUPERLATIVES

Points Scored	56	by Washington (12/29/11)
Low	7	four times
First Downs	26	by Washington (12/29/11)
Low	4	LSU (12/31/63)
Rushing Plays	67	by Alabama (1/1/81)
Low	28	by UCLA (12/27/12)
Net Rushing Yards	423	by Auburn (12/31/54)
Low	7	by Washington State (12/31/94)
Passes Attempted	52	by UCLA (12/27/12)
Low	5	by LSU (12/31/63)
Passes Completed	27	by Washington State (12/31/94)
Low	1	twice
Had Intercepted	4	by Tennessee (1/1/57)
Low	0	nine times, last by UCLA (12/27/12)
Net Passing Yards	438	by Washington (12/29/11)
Low	13	by LSU (12/31/63)
Total Offensive Plays	94	by Alabama (1/1/81)
Low	37	by LSU (12/31/63)
Total Offensive Yards	620	by Washington (12/29/11)
Low	108	by LSU (12/31/63)
Fumbles	6	twice
Low	1	four times
Fumbles Lost	5	by Utah State (12/9/61)
Low	0	six times, last by UCLA (12/27/12)
Penalties	15	by Washington State (12/31/94)
Low	1	by Washington (12/29/11)
Penalty Yards	110	by Washington State (12/31/94)
Low	10	by LSU (12/31/63)

BAYLOR INDIVIDUAL SUPERLATIVES

Rushing Attempts	21	Steve Beard vs. Penn State, 1/1/75	
	21	Alfred Anderson vs. Oklahoma State, 12/31/83	
	21	Terrance Ganaway vs. Washington, 12/29/11	
	21	Glasco Martin vs. UCLA, 12/27/13	
	200	Terrance Ganaway vs. Washington, 12/29/11	
	Rushing TDs	5	Terrance Ganaway vs. Washington, 12/29/11
	Pass Attempts	41	Robert Griffin III vs. Illinois, 12/29/10
	Pass Completions	30	Robert Griffin III vs. Illinois, 12/29/10
	Had Intercepted	3	Larry Isbell vs. Georgia Tech, 1/1/52
	Passing Yards	306	Robert Griffin III vs. Illinois, 12/29/10
Passing TDs	2	Don Trull vs. LSU, 12/31/63	
	2	Mike Brannan vs. Clemson, 12/31/79	
	2	Cody Carlson vs. LSU, 12/27/85	
	2	Nick Florence vs. UCLA, 12/27/12	
	12	Kendall Wright vs. Illinois, 12/29/10	
	Receiving Yards	166	Melvin Bonner vs. Arizona, 12/31/92
	TD Receptions	2	James Ingram vs. LSU, 12/31/63
	2	Ricky Thompson vs. Penn State, 1/1/75	
	2	Gerald McNeil vs. Oklahoma State, 12/31/83	
	2	Melvin Bonner vs. Arizona, 12/31/92	

OPPONENT INDIVIDUAL SUPERLATIVES

Rushing Attempts	30	Chris Polk (Washington), 12/29/11
Net Rushing Yards	184	Mikel Leshoure (Illinois), 12/29/10
Rushing TDs	3	Mikel Leshoure (Illinois), 12/29/10
	3	Keith Price (Washington), 12/29/11
	3	Brett Hundley (UCLA), 12/27/12
Pass Attempts	50	Chad Davis (Washington State), 12/31/94
Pass Completions	27	Billy Lott (Clemson), 12/31/79
Had Intercepted	3	Keith Price (Washington), 12/29/11
Passing Yards	438	Keith Price (Washington), 12/29/11
Passing TDs	4	Keith Price (Washington), 12/29/11
Receptions	9	Troy Dickey (Arizona), 12/31/92
Receiving Yards	198	Jermaine Kearse (Washington), 12/29/11
TD Receptions	2	Devin Aguilar (Washington), 12/29/11