



2011 BAYLOR FOOTBALL GAME NOTES

Baylor Athletic Communications • 1500 South University Parks Drive • Waco, TX 76706 • 254-710-2743
BaylorBears.com • Facebook: Facebook.com/BaylorAthletics • Twitter: @BaylorAthletics and @BUFootball

Game Information

Date / Time: Dec. 29, 2011 / 8 p.m. CST

Site: San Antonio, Texas

TV: ESPN

Talent: Dave Pasch (pxp), Chris Spielman (analyst), Quint Kessenich (sideline)

National Radio: ESPN

Talent: Carter Blackburn (pxp), Brock Huard (analyst), Eamon McAnaney (sideline)

Radio: Baylor-IMG College / ESPN Central Texas

Talent: John Morris (pxp), J.J. Joe (analyst), Ricky Thompson (sideline)

Live Stats/In-Game Blog: BaylorBears.com

Twitter Updates: @BUFootball

Series: Baylor leads, 3-1

Waco: Baylor leads, 2-0

Seattle: Series tied, 1-1

Neutral: Never Met

First Meeting: Oct. 16, 1954 — BU, 34-7

Last Meeting: Sept. 25, 1965 — BU, 17-14

Baylor 9-3, 6-3 Big 12

Ranking 15 — AP, 16 — Coaches, 12 — BCS

Last Game Dec. 3, 2011, in Waco
def. No. 22 Texas, 48-24

Head Coach Art Briles (Texas Tech, 1979)

Career Record 58-53 (9th season)

BU Record 24-25 (4th season)

Washington 7-5, 5-4 Big 12

Ranking NR — AP, NR — Coaches, NR — BCS

Last Game Nov. 26, 2011, in Seattle
def. Washington State, 38-21

Head Coach Steve Sarkisian (BYU, 1997)

Career Record 19-18 (3rd season)

UW Record 19-18 (3rd season)

Baylor Coaching Staff

On the Field

Art Briles Head Coach
Phil Bennett Defensive Coordinator
Randy Clements Co-Offensive Coordinator
Chris Achuff Defensive Tackles
Dino Babers Wide Receivers
Kendal Briles Inside Receivers
Carlton Buckels Cornerbacks
Jim Gush Linebackers
Tate Wallis Graduate Assistant (Offense)

In the Press Box

Philip Montgomery Co-Offensive Coordinator
Brian Norwood Associate Head Coach
Adrian Haywood Graduate Assistant (Defense)

Baylor Athletic Communications

HEATH NIELSEN Assistant AD / Communications
254-710-3538 • 254-709-4237 • Heath_Nielsen@baylor.edu

BRAD SHEFFIELD Coordinator of New Media
254-710-3784 • 254-640-3175 • Bradley_Sheffield@baylor.edu

CHRIS YANDLE Associate Director
254-710-3638 • 254-652-9068 • Christopher_Yandle@baylor.edu

DAVID KAYE Assistant Director
254-710-4389 • 254-709-5147 • David_Kaye@baylor.edu

GAME 13



15/16/12 **BAYLOR** (9-3, 6-3) vs. **WASHINGTON** (7-5, 5-4)

Dec. 29, 2011 • 8 p.m. CST • TV: ESPN • Radio: ESPN Central Texas
Valero Alamo Bowl • San Antonio, Texas • Alamodome (65,000)

STORY LINES

- Baylor has its first 9-win season since 1986 (9-3) and is looking for its second 10-win season in program history (1980, 10-2).
- Baylor is riding a 5-game winning streak, its longest since starting the 1991 season 5-0. Its last 6-game winning streak came over five games in 1986 and one game in 1987.
- Baylor's 6 Big 12 wins are its most ever and its first season with 6 conference wins since 1986 (6-2, Southwest Conference).
- Baylor is 3-2 vs. current BCS top 25 teams, including a 1-point loss on the road at KSU.
- Baylor's powerful & balanced offense leads the nation in passing efficiency (194.05) & 1st downs (28.67), ranks 2nd in total offense (571.25), 5th in passing (356.17), 6th in scoring (43.5) and 18th in rushing (215.08).
- Baylor is the only FBS school averaging 300+ yds passing and 200+ yds rushing and the only school in the top 20 in both rushing & passing offense — 5th nationally in passing (356.17) and 18th in rushing (215.08).
- Baylor is No. 12 in the BCS Standings — the highest the Bears have ever been ranked in the BCS.
- Baylor has broken 65 school records (46 individual, 19 team; 55 offense, 10 special teams), and 10 more are within reach.
- Baylor had 18 different players earn All-Big 12 honors this season, including 17 on the coaches teams and 11 on the AP teams.
- According to the latest strength of schedule rankings by the NCAA, Baylor has the 8th-toughest schedule in FBS.
- From 1996-2010, Baylor won 4 Big 12 games in the month of November — the Bears won 4 Big 12 games this November.
- Baylor has been ranked in the AP Top 25 poll for 11 weeks this season — the most since being ranked 12 weeks in 1951.
- Baylor is 5-0 this season when out-rushing its opponent (18-7 in Briles era) and 9-1 when rushing for 100+ yards as a team.
- Baylor has scored 40+ points in 8 of 12 games this season and is 8-0 when scoring at least 40 points.
- Heisman Trophy-winning QB **Robert Griffin III** leads the nation in passing efficiency (192.31) and points responsibility (22.67). He is on pace to break the NCAA single-season passing efficiency record (186.0 by Hawai'i QB Colt Brennan in 2006).
- RG3 won the Heisman Trophy and Davey O'Brien Award, became the 10th player in program history to earn consensus All-America honors and was named National Player of the Year by The Associated Press, Sporting News and Yahoo!/Rivals.com.
- RG3 is 1 of 3 players in FBS history with 10,000+ passing & 2,000+ rushing yards (Dan LeFevour, Colin Kaepernick).
- RG3 ranks 2nd nationally in total offense (386.8), 4th in passing TDs (36), 5th in comp. pct. (72.36) & 6th in passing yards (3,998).
- All-American IR **Kendall Wright** ranks 2nd nationally in receiving yds (1,572) and 6th in receptions (101) & receiving TDs (13).
- RB **Terrance Ganaway** leads the Big 12 and ranks 14th nationally with 1,347 rushing yards & t-11th with 16 rushing TDs.



2011 SCHEDULE / RESULTS

	Sept. 2	14 / 15 TCU	ESPN	W	50-48
		Baylor's first win over a ranked opponent since Oct. 30, 2004 ... Highest-ranked win since Sept. 14, 1991.			
	Sept. 17	STEPHEN F. AUSTIN		W	48-0
		Game halted after three quarters ... Baylor held opponent scoreless for first time since Sept. 23, 1995.			
	Sept. 24	RICE (Parents' Weekend)	FSSW	W	56-31
		Baylor started 3-0 for first time since 2005 ... RG3 completed 88 percent of his passes (29-of-33).			
	Oct. 1	at RV/RV Kansas State	ABC	L	35-36
		Kendall Wright set single-game school record with 201 receiving yards ... RG3 posted third 5-TD game in 2011.			
	Oct. 8	IOWA STATE	FSN	W	49-26
		Terrance Ganaway rushed for career-high 200 yards ... Baylor established school record with 37 first downs.			
	Oct. 15	at 21/23/17 Texas A&M	FX	L	28-55
		RG3 set single-record school record with 430 passing yards ... Baylor held under 30 points for first time in 2011.			
	Oct. 29	at 3/3/3 Oklahoma State	ABC	L	24-59
		Bears outgain OSU 622-601 as RG3 throws for 425 yards ... Baylor commits five turnovers.			
	Nov. 5	NR/RV/NR MISSOURI (Homecoming)	FSN	W	42-39
		School-record 686 yards offense ... RG3 3rd straight 400-yard passing game, Ganaway 186 rushing yards.			
	Nov. 12	at Kansas		W	31-30 (OT)
		Down 24-3 entering 4th, largest 4th-quarter comeback in Baylor history ... PBU on 2-point pass clinches win.			
	Nov. 19	5/5/5 OKLAHOMA	ABC	W	45-38
		RG3's 4th TD with 8 seconds left gives Bears first-ever win over OU ... First win over top-5 team since 1985.			
	Nov. 26	vs. Texas Tech (Texas Farm Bureau Shootout)	FSN	W	66-42
		RG3 injured in 1st half, Florence leads Bears to 35 2nd-half points ... Ganaway 246 yds on school-record 42 rushes.			
	Dec. 3	RV/RV/22 TEXAS	ABC	W	48-24
		BU outscores UT 24-3 in 2nd half ... RG3 4TDs, 320 pass yds ... Baylor's 1st 5-game winning streak since 1991.			
	Dec. 29	vs. Washington (Valero Alamo Bowl)	ESPN		8 p.m.
		San Antonio, Texas / Alamodome (65,000) / BU leads 3-1 (first meeting since 1965)			

BAYLOR WEEKLY MEDIA PLANNER: VALERO ALAMO BOWL

24 SAT

No Media Availability
Team arrives in San Antonio

25 SUN

Interviews (11:50 a.m.)
Benson Stadium on campus of Incarnate Word

Photographers can shoot first 20 minutes of practice starting at 10 a.m.

26 MON

Interviews (10:50 a.m.)
Benson Stadium on campus of Incarnate Word

Photographers can shoot first 20 minutes of practice starting at 9 a.m.

Offensive Press Conference (3:45 p.m.)
Marriott Riverwalk Hotel

27 TUE

Interviews (12:50 p.m.)
Benson Stadium on campus of Incarnate Word

Photographers can shoot first 20 minutes of practice starting at 11 a.m.

Defensive Press Conference (3 p.m.)
Marriott Riverwalk Hotel

Pep Rally (6:30 p.m.)
Arneson River Theatre on the Riverwalk

28 WED

Head Coaches Press Conference (11 a.m.)
Marriott Riverwalk Hotel, Salon D

Kickoff Luncheon (noon)
Marriott Rivercenter Grand Ballroom (limited media seating)

29 THU

Valero Alamo Bowl (8 p.m.) – Alamodome ESPN

Baylor Bowl History

1954 Gator Bowl	Auburn 33, Baylor 13
1957 Sugar Bowl	Baylor 13, Tennessee 7
1960 Gator Bowl	Florida 13, Baylor 12
1961 Gotham Bowl	Baylor 24, Utah State 9
1963 Bluebonnet Bowl	Baylor 14, LSU 7
1975 Cotton Bowl	Penn State 41, Baylor 20
1979 Peach Bowl	Baylor 24, Clemson 18
1981 Cotton Bowl	Alabama 30, Baylor 2
1983 Bluebonnet Bowl	Oklahoma State 24, Baylor 14
1985 Liberty Bowl	Baylor 21, LSU 7
1986 Bluebonnet Bowl	Baylor 21, Colorado 9
1991 Copper Bowl	Indiana 24, Baylor 0
1992 John Hancock Bowl	Baylor 20, Arizona 15
1994 Alamo Bowl	Washington State 10, Baylor 3
2010 Texas Bowl	Illinois 38, Baylor 14

Baylor Media Website

An all-in-one-place media page is can be found at Baylor's website at: <http://www.BaylorBears.com/ot/bay-media.html>. Among the information available at the site are links and pdfs of statistics, game notes, quick facts and directions as well as photo/logo downloads and video FTP information.

Postgame Interviews

Baylor's locker room is closed to the media at home and on the road. At Floyd Casey Stadium, the Baylor locker room is located inside the northeast ramp from the field. The visiting locker room is located beneath the east stands. Baylor coach Art Briles and requested players will be available in the team meeting room approximately 20 minutes following the game. Baylor University is committed to a policy of equal access for both male and female reporters and photographers.

Tracking Baylor in the Top 25

WEEK	AP	COACHES	BCS
PRESEASON	NR	NR	—
Sept. 4	20	RV	—
Sept. 11	19	24	—
Sept. 18	17	19	—
Sept. 25	15	16	—
Oct. 2	25	RV	—
Oct. 9	20	24	—
Oct. 16	RV	RV	NR
Oct. 23	RV	RV	NR
Oct. 30	NR	NR	NR
Nov. 6	RV	RV	25
Nov. 13	25	RV	22
Nov. 20	21	20	18
Nov. 27	19	18	17
Dec. 4	15	16	12

TEAM NOTES

- Baylor's 16 wins over the last two seasons are its most over a 2-year span since it won 18 games in 1985 (9) and 1986 (9).
- Baylor has won 5 straight conference games for the first time since a 6-game conference winning streak spanning 1986-87.
- Baylor has 6 games of 600+ yards of total offense this season. The Bears had only 7 games with 600+ yards of total offense in their previous 109 seasons, including 2 in 2010. 8 of Baylor's 13 600-yard games have been in the Briles era.
- Baylor has been ranked in 5 consecutive BCS Standings — prior to this season, the Bears had only been ranked in the BCS poll twice (Oct. 24, 2010 — 25th; Oct. 31, 2010 — 21st).
- Baylor has scored 30+ points in 10 of 12 games this season and is 9-1 when scoring at least 30 points.
- The Valero Alamo Bowl will be the final collegiate game for 14 Baylor seniors — C **Philip Blake**, LB **Elliot Coffey**, WR **Thomas Draper**, RB **Terrance Ganaway**, OL **Robert T. Griffin**, NT **Nicolas Jean-Baptiste**, OG **John Jones**, WR **Travis McClain**, PK **Ben Parks**, LB **Reggie Rice**, DT **Tracy Robertson**, TE **Bryan Swindoll**, RB **Isaac Williams** and IR **Kendall Wright**.
- Baylor is 7-0 at home and 2-3 away this season. All 3 losses were true road games to either then-ranked or currently ranked teams.
- Baylor defeated Oklahoma & Texas in the same season for the 1st time in program history.
- Baylor has had 4 games decided by 3 pts or less this season; W vs. TCU 50-48, L at KSU 36-35, W vs. MU 42-39, W at KU 31-30.
- More than 52% of Baylor's timed scoring drives (40 of 76) have taken less than 2 minutes, and more than 27% (21 of 76) have taken less than 60 seconds.
- Baylor's 30 punts this season are the fewest in the nation (Army 2nd with 32). Only 8 other teams have punted less than 40 times.
- Baylor's 66 points scored in its win over Texas Tech were its most ever in a conference game (Big 12 or SWC).
- Baylor has 10 Big 12 wins in the last two years — the Bears had 11 Big 12 wins prior to the Art Briles era (1996-2007).

INDIVIDUAL NOTES

- Baylor never had more than one 800+ yard receiver in a season before 2011. **Kendall Wright** (1,572), **Terrance Williams** (895) and **Tevin Reese** (811) give the Bears three 800-yard receivers.
- Baylor has 3 receivers in the top 8 in the Big 12 in receiving yards per game: Wright (1st, 131.0), Williams (6th, 74.6) and Reese (8th, 67.6). Those 3 receivers are among 6 players in the Big 12 with at least 4 100-yard receiving games.
- Baylor's win over No. 5 Oklahoma was its first against a top-5 opponent since Sept. 21, 1985 (def. No. 3 USC, 20-13).
- CB **K.J. Morton** has a team-leading 4 interceptions (t-3rd in Big 12) — most by Baylor player since Joe Pawelek had 6 in 2008.
- All-Big 12 RB **Terrance Ganaway** has scored a school-record 17 touchdowns this season (16 rushing, 1 receiving).
- QB **Robert Griffin III** ranks among active FBS players in 10 career categories — TD resp. (4th), total yds/game (4th), total yds (4th), pass efficiency (6th), comp. pct. (8th), yds/play (6th), pass yds (8th), completions (9th), TD passes (10th) & pass yds/game (10th).
- RG3 holds a share of 51 school records, including season and career passing TDs & yards and consecutive games with a TD pass.
- RG3 has thrown 36 TD passes — tops in Big 12 and 4th nationally — that have totaled 1,317 yards (36.6 yards per TD).
- In 40 career games, RG3 has accounted for 80 plays of 30+ yards, including 47 for touchdowns (42 pass, 5 run). In addition, Griffin III has tossed 29 passes of 50+ yards with 18 going for touchdowns, and 48 passes of 40+ yards (30 TDs).
- Baylor is 7-0 this season when RG3 doesn't throw an interception (15-10 career) and 2-3 when he does (7-8 career).
- In Baylor's 5-game winning streak, RG3 has thrown 13 TDs and 2 INT. He's passed for 1,623 yards and rushed for another 322.
- RG3 is tied for 4th in BU history with 7 career 100+ yard rushing games — most of any QB.
- RG3 has thrown at least one pass of 60+ yards in 8 of 12 games this season and has thrown only 6 interceptions in his last 430 pass attempts. He ranks 5th nationally with a 72.36 completion percentage.
- Wright has 3 of the top-5 single-season receptions totals in program history; his 101 catches this year are a school record.
- Wright ranks 3rd in Big 12 history with 295 career receptions and 3,913 career receiving yards.
- Wright's 13 receiving TDs are a Baylor single-season record, while Williams ranks 2nd in program history with 11 receiving TDs and Reese is tied for 10th with 7 receiving TDs.
- All-America tandem Griffin III and Wright form the most prolific QB/WR duo in Baylor history. 26 of Wright's 29 career TDs have been thrown by RG3.
- Reserve QB **Nick Florence** saw his first action of the season and passed for 151 yards & 2 TDs in the 2nd half vs. Texas Tech.
- S **Sam Holl** has had game-highs in tackles in 3 of the last 4 games. He had 16 against Oklahoma and Texas, and his 21 tackles at Kansas tied for 10th-most in a single-game in program history. He's 3rd in the Big 12 with 8.5 tackles per game.
- Redshirt freshman IR **Levi Norwood** ranks 3rd in the Big 12 in punt return average (8.2).
- Ganaway has 5 100-yard rushing games this season, which is tied for 2nd on Baylor's single-season list. Ganaway is the only player in program history with multiple 200-yard rushing games (200 vs. Iowa State [10/8], 246 vs. Texas Tech [11/26]).
- Williams has caught at least 1 TD pass in each of the last 7 games, and he has 88 or more yards in 5 of those 7.
- Wright (9), Williams (4) and Reese (4) have accounted for 17 of the 65 100-yard receiving games by Big 12 receivers this year.
- Three Baylor defenders rank in the top 10 among Big 12 tacklers — Holl (3rd, 8.5), LB **Elliot Coffey** (t-7th, 8.2) and S **Mike Hicks** (t-6th, 8.2). NB **Ahmad Dixon** ranks t-18th with 6.8, while Holl is first among non-linebackers with 8.5 per game.
- Baylor has four receivers in the starting lineup with 1,000+ career receiving yards. Wright, **Linear Sampson**, Williams and Reese all have more than 1,000 career receiving yards, giving Baylor 23 such receivers all-time.

2011 BAYLOR FOOTBALL GAME NOTES

BOWL NOTES

- Baylor is appearing in bowl games in consecutive years for the 1st time since 1991-92.
- Baylor is 8-9 in 17 previous bowl appearances (last win – 1992 John Hancock Bowl).
- Baylor is 3-5 all-time in bowl games in the state of Texas, including a loss in its only Alamo Bowl appearance in 1994.
- Baylor is 18-13 all-time in the month of December.
- Baylor's coaching staff has a combined 60 games of bowl experience as a coach and eight games as a player.
- Head Coach **Art Briles** will make his fifth bowl appearance as head coach; he was 0-3 in three bowl trips as Houston head coach (2003 Hawai'i, 2005 Fort Worth, 2006 Liberty) and 0-1 as Baylor's head coach (2010 Texas).

RG3 ON THE WEB AND SOCIAL MEDIA

- **BU-RG3.com** is an informative and interactive site to promote Baylor's first Heisman Trophy winner, **Robert Griffin III**. Baylor also has a "RG3 for Heisman" Facebook page and a @RG3forHeisman Twitter account.

ESPN COVERAGE

- The Valero Alamo Bowl will be televised nationally on ESPN. **Dave Pasch** (play-by-play), **Chris Spielman** (analyst) and **Quint Kessenich** (sideline) will serve as the on-air talent. It is Baylor's 11th televised game this season.
- The game will also be available nationally through ESPN Radio. **Carter Blackburn** (play-by-play), **Brock Huard** (analyst) and **Eamon McAnaney** (sideline) will serve at the radio talent.

WASHINGTON SERIES HISTORY

- Baylor and Washington will meet for the fifth time when they play in the 2011 Valero Alamo Bowl. The Bears are 3-1 all-time against the Huskies, though the teams haven't met since a 17-14 Baylor win on Sept. 25, 1965.
- Baylor and UW played home-and-home series in 1954-55 and 1964-65. The Bears won in Waco in 1954 (34-7) and in Seattle in 1955 (13-7). Washington won in Seattle in 1964 (35-14), and Baylor won in Waco in 1965 (17-14).

BAYLOR BOWL HISTORY

- The 2011 Valero Alamo Bowl will mark the 18th bowl appearance in Baylor football's 110-year history.
- Baylor is 8-9 all-time in its previous 17 bowl appearances and has not won a bowl game since the 1992 John Hancock Bowl, a 20-15 victory over Arizona in the last game of the **Grant Teaff** era.
- Baylor will be playing its ninth bowl game in the state of Texas. Baylor is 3-5 in its first eight in-state bowl appearances. The Bears' only other bowl game in San Antonio was a 10-3 loss to Washington State in the 1994 Alamo Bowl.

BAYLOR BOWL HISTORY (8-9 ALL-TIME IN 17 APPEARANCES)

YEAR	DATE	BOWL	OPPONENT	SCORE	RESULT	BAYLOR COACH
1948	Jan. 1, 1949	Dixie	Wake Forest	20-7	W	Bob Woodruff
1951	Jan. 1, 1952	Orange	Georgia Tech	14-17	L	George Sauer
1954	Dec. 31, 1954	Gator	Auburn	13-33	L	George Sauer
1956	Jan. 1, 1957	Sugar	Tennessee	13-7	W	Sam Boyd
1960	Dec. 31, 1960	Gator	Florida	12-13	L	John D. Bridgers
1961	Dec. 9, 1961	Gotham	Utah State	24-9	W	John D. Bridgers
1963	Dec. 31, 1963	Bluebonnet	LSU	14-7	W	John D. Bridgers
1974	Jan. 1, 1975	Cotton	Penn State	20-41	L	Grant Teaff
1979	Dec. 31, 1979	Peach	Clemson	24-18	W	Grant Teaff
1980	Jan. 1, 1981	Cotton	Alabama	2-30	L	Grant Teaff
1983	Dec. 31, 1983	Bluebonnet	Oklahoma State	14-24	L	Grant Teaff
1985	Dec. 31, 1985	Liberty	LSU	21-7	W	Grant Teaff
1986	Dec. 31, 1986	Bluebonnet	Colorado	21-9	W	Grant Teaff
1991	Dec. 31, 1991	Copper	Indiana	0-24	L	Grant Teaff
1992	Dec. 31, 1992	John Hancock	Arizona	20-15	W	Grant Teaff
1994	Dec. 31, 1994	Alamo	Washington State	3-10	L	Chuck Reedy
2010	Dec. 29, 2010	Texas	Illinois	14-38	L	Art Briles

BAYLOR'S RECORD-SHATTERING OFFENSE

- Baylor's offense has set or tied 55 school records in 2011, including passing TDs (39), points (522) and total offense (6,855 yards).
- The Bears set or tied 15 team and 40 individual records (**RG3-20**, **Kendall Wright-13**, **Terrance Ganaway-7**).
- Baylor is the only team in FBS to average at least 200 yards rushing and 300 yards passing per game. The Bears are also the only team to rank in the top 20 nationally in rushing and passing offense. BU is 5th in passing and 18th in rushing.
- Baylor leads the nation in passing efficiency (194.05) and first downs (29.09), ranks 2nd in total offense (571.25), 5th in passing offense (356.17), 6th in scoring offense (43.5) and 18th in rushing offense (215.08).
- Baylor's offense is averaging 43.5 points, 571.25 yards of total offense, 356.17 passing yards and 7.5 yards per play, while completing 72.4 percent of its passes; all five currently would stand as Baylor single-season records.
- Baylor has 6 games of 600+ yards total offense this season. The Bears had only 7 such games in their previous 109 seasons, with 2 of those coming last year. 8 of the 13 600-yard games in program history have been in the **Art Briles** era.
- Baylor's offensive success can be attributed to its play-caller, co-offensive coordinator **Philip Montgomery**. Montgomery and head coach Art Briles are the architects of Baylor's potent offense.

RECEIVER TRIO AMONG BIG 12'S BEST

- Baylor has three receivers ranked among the top 8 in the Big 12 in receiving yards per game.
- **Kendall Wright** (1st, 131.0), **Terrance Williams** (6th, 74.6) and **Tevin Reese** (8th, 67.6) all rank among the Big 12's top 8.
- Wright (9), Williams (4) and Reese (4) have accounted for 17 of the 65 100-yard receiving games by Big 12 receivers this year.
- Wright is the only Big 12 receiver with 2 games of 200+ receiving yards this year (208 vs. Oklahoma, 201 at Kansas State).
- Prior to this season, Baylor never had more than one receiver with 800+ yards in a season. Wright (1,572), Williams (895) and Reese (811) combine to give the Bears three 800-yard receivers this year.
- Wright's 1,572 receiving yards are a Baylor single-season record, while Williams' 895 yards rank 6th in program history and Reese's 811 yards are 11 shy of cracking the top 10 to give the Bears 3 of the top-10 receiving yardage totals in program history.

GAME 13 – VALERO ALAMO BOWL vs. WASHINGTON

BAYLOR SET/TIED 65 RECORDS IN 2011

TEAM (19 – 15 Offense, 4 Special Teams)

First Downs, Game:	38 (TT)
Passing Yards, Game:	485 (OU)
Completion Percentage, Game:	88.6 (RICE)
Total Offense Plays, Game:	105 (OSU)
Total Offense Yards, Game:	686 (MU)
Points In Conference Game:	66 (TT)
Largest 4th Quarter Deficit Overcome:	21 (KU)
Largest Deficit Overcome:	21 (KU)
PAT Kicks Made, Game:	9 (TT)
PAT Kicks Attempted, Game:	9 (TT)
Big 12 Conference Wins, Season:	6
Consecutive Big 12 Wins, Season:	5
Passing Yards, Season:	4274
Passing Touchdowns, Season:	39
Total Offense Yards, Season:	6855
First Downs, Season:	344
Points Scored, Season:	522
PAT Kicks Made, Season:	67
PAT Kicks Attempted, Season:	70

INDIVIDUAL (46 – 40 Offense, 6 Special Teams)

Passing Yards, Game:	RG3
Total Offense Yards, Game:	RG3
TD Responsibility, Game:	RG3
Comp. Pct., Game (min. 20 att.):	RG3
Comp. Pct., Game (min. 30 att.):	RG3
Total Offense Plays, Game	RG3
Passing Yards, Season:	RG3
Passing Touchdowns, Season:	RG3
Total Offense Yards, Season:	RG3
TD Responsibility, Season:	RG3
Consecutive Games w/TD Pass, Season:	RG3
200-Yard Passing Games, Season:	RG3
300-Yard Passing Games, Season:	RG3
400-Yard Passing Games, Season:	RG3
Consecutive 300-YD Pass Games:	RG3
Consecutive 400-YD Pass Games:	RG3
Consecutive Games w/TD Pass, Career:	RG3
400-yard passing games, Career:	RG3
Attempts, Career:	RG3
Completions, Career:	RG3
Rushing Attempts, Game:	Ganaway
All-Purpose Attempts, Game:	Ganaway
Rushing Yards, Season:	Ganaway
Rushing Touchdowns, Season:	Ganaway
Total Touchdowns, Season:	Ganaway
200-Yard Rushing Games, Season:	Ganaway
200-Yard Rushing Games, Career	Ganaway
Receptions, Game:	Wright
TD Receptions, Game:	Wright
Receiving Yards, Game:	Wright
Receiving Yards, Season:	Wright
Receptions, Season:	Wright
Receiving Touchdowns, Season:	Wright
All-Purpose Yards, Season:	Wright
100-Yard Receiving Games, Season:	Wright
All-Purpose Yards, Career:	Wright
Consecutive Games w/Reception, Career:	Wright
Receiving Yards, Career:	Wright
TD Receptions, Career:	Wright
100-Yard Receiving Games, Career:	Wright
PAT Kicks Made, Game:	A. Jones
PAT Kicks Attempted, Game:	A. Jones
PAT Kicks Made, Season:	A. Jones
PAT Kicks Attempted, Season:	A. Jones
PAT Kicks Made, Career:	A. Jones
PAT Kicks Attempted, Career:	A. Jones



ART BRILES

HEAD COACH, FOURTH SEASON

THE BRILES FILE

PERSONAL

Born: Dec. 3, 1955
Family: wife Jan, daughters Jancy and Staley, son Kendal, grandson Jaytn

EDUCATION

High School: Rule [Texas] High School
College: Texas Tech, 1979 (B.A.); Abilene Christian, 1984 (M.E.)

PLAYING EXPERIENCE

Rule (Texas) High School, All-State Quarterback
 University of Houston, Wide Receiver

COACHING EXPERIENCE

Career High School Record: 172-42-4 (.798)
1979 Sundown (Texas) H.S., assistant coach
1980-83 Sweetwater (Texas) H.S., assistant coach
1984-85 Hamlin (Texas) H.S., head coach/athletic director
1986-87 Georgetown (Texas) H.S., head coach/athletic director
1988-99 Stephenville (Texas) H.S., head coach/athletic director
2000-02 Texas Tech, running backs
2003-07 Houston, head coach
2008- Baylor, head coach

THE BRILES WORKSHEET

YEAR	SCHOOL	OVERALL RECORD	CONFERENCE RECORD, FINISH
2003	Houston	7-6	4-4, t4th (C-USA)
2004	Houston	3-8	3-5, t6th (C-USA)
2005	Houston	6-6	4-4, 3rd (C-USA)
2006	Houston	10-4	7-1, 1st (C-USA)
2007	Houston	8-4	6-2, t2nd (C-USA)
2008	Baylor	4-8	2-6, t5th (Big 12 South)
2009	Baylor	4-8	1-7, 6th (Big 12 South)
2010	Baylor	7-6	4-4, 4th (Big 12 South)
2011	Baylor	9-3	6-3, t3rd (Big 12)
TOTALS	9 seasons	58-53	37-36
	UH	5 seasons	34-28
	BU	4 seasons	24-25

BRILES VS. ALL OPPONENTS

OPPONENT	UH	BU	TOT	OPPONENT	UH	BU	TOT
Alabama	0-1	0-0	0-1	Oklahoma	0-1	1-3	1-4
Army	2-0	0-0	2-0	Oklahoma State	1-0	0-4	1-4
Buffalo	0-0	1-0	1-0	Oregon	0-2	0-0	0-2
Colorado	0-0	1-0	1-0	Rice	4-1	2-0	6-1
Colorado State	1-0	0-0	1-0	Sam Houston St.	1-0	1-0	2-0
Connecticut	0-0	0-2	0-2	South Carolina	0-1	0-0	0-1
East Carolina	2-1	0-0	2-1	SMU	2-1	0-0	2-1
Grambling State	1-0	0-0	1-0	Southern Miss	2-3	0-0	2-3
Hawai'i	0-1	0-0	0-1	Stephen F. Austin	0-0	1-0	1-0
Illinois	0-0	0-1	0-1	TCU	0-2	1-1	1-3
Iowa State	0-0	2-1	2-1	Texas	0-0	2-2	2-2
Kansas	0-1	2-0	2-1	Texas A&M	0-0	1-3	1-3
Kansas State	0-0	1-1	1-1	Texas Southern	1-0	0-0	1-0
Kent State	0-0	1-0	1-0	Texas Tech	0-0	1-3	1-3
La.-Lafayette	1-1	0-0	1-1	Tulane	5-0	0-0	5-0
Louisville	0-2	0-0	0-2	Tulsa	2-1	0-0	2-1
Marshall	1-0	0-0	1-0	UAB	2-1	0-0	2-1
Memphis	1-3	0-0	1-3	UCF	1-1	0-0	1-1
Miami (Fla.)	0-2	0-0	0-2	UTEP	2-1	0-0	2-1
Michigan	0-1	0-0	0-1	Wake Forest	0-0	1-1	1-1
Mississippi State	2-0	0-0	2-0	Washington State	0-0	1-0	1-0
Missouri	0-0	2-1	2-1	UH TOTALS	34-28		
Nebraska	0-0	0-2	0-2	BU TOTALS		24-25	
Northwestern St.	0-0	2-0	2-0	CAREER TOTALS			58-53

INSTANT OFFENSE IN TWO MINUTES (OR LESS)

- Baylor, which ranks 6th nationally in scoring offense (43.5 points per game) through 12 games, is averaging 2:00 time of possession on 76 timed scoring drives. By comparison, Baylor averaged 2:27 on its scoring drives in 2010.
- 40 of Baylor's 76 timed scoring drives have taken less than two minutes, including 21 scoring drives of less than 60 seconds.
- Baylor has only 19 scoring drives that have taken three minutes or more.
- Baylor has only 1 scoring drive of more than five minutes this season (8:12 at Oklahoma State).

A VERY BALANCED ATTACK

- All season long, Baylor's passing attack gets most of the attention for its high-power offense. However, Baylor owns one of the nation's most balanced offensive attacks.
- Baylor is the only team in FBS to average 300+ yards passing and 200+ yards rushing per game. Baylor is also the only FBS school to rank in the top 20 in both rushing offense & passing offense. The Bears are 5th nationally in passing and 18th in rushing.

BAYLOR PLACES 17 ON COACHES ALL-BIG 12 TEAM, 11 ON AP TEAM

- Baylor placed 17 players on the coaches All-Big 12 teams and 11 players on The Associated Press All-Big 12 teams.
- Senior IR **Kendall Wright** and junior QB **Robert Griffin III** were named first-team by the AP, marking the fourth straight season in which Baylor has had multiple members on the AP All-Big 12 first team.
- Baylor's four combined selections on the AP 1st and 2nd teams tied the school record set in 2004.
- Baylor's four first-team honorees by the coaches double the previous school record — the Bears only had one first-team offensive player prior to this season, and Baylor combined for two total first-team selections in the league's first eight years.
- PR **Levi Norwood** was named third-team All-Big 12 by Phil Steele, giving Baylor 18 All-Big 12 honorees.

BAYLOR'S 2011 AP AND COACHES ALL-BIG 12 SELECTIONS

Philip Blake, C (AP — 2nd; Coaches — 1st)
 Elliot Coffey, LB (AP — HM; Coaches — HM)
 Ahmad Dixon, LB (Coaches — HM)
 Tevin Elliott, DL (Coaches — HM)
 Terrance Ganaway, RB (AP — 2nd; Coaches — 1st)
 Robert Griffin III, QB (AP — 1st, Offensive Player of the Year; Coaches — 1st, Player of the Year)
 Robert T. Griffin, OL (AP — HM; Coaches — 2nd)
 Mike Hicks, DB (AP — HM; Coaches — HM)
 Sam Holl, DB (AP — HM; Coaches — HM)
 Nicolas Jean-Baptiste, DL (AP — HM; Coaches — 2nd)
 K.J. Morton, DB (AP — HM; Coaches — HM)
 Jordan Najvar, TE (Coaches — HM)
 Tevin Reese, WR (Coaches — HM)
 Cyril Richardson, OL (Coaches — HM)
 Terrance Williams, WR (AP — HM; Coaches — HM)
 Erik Wolfe, FB (Coaches — HM)
 Kendall Wright, WR (AP — 1st, Coaches — 1st)
 Art Briles, Head Coach (Coaches — HM Coach of the Year)

RG3 NAMED CONSENSUS ALL-AMERICAN

- Junior QB **Robert Griffin III** is the 10th player in Baylor history to be named a consensus All-American.
- RG3 earned numerous first-team All-America honors (AP, Sporting News, CBSSports.com, SI.com, Yahoo!/Rivals.com, Phil Steele, FoxSportsNext.com, FWAA).
- Griffin III was also named National Player of the Year (AP, Sporting News, Yahoo!/Rivals.com) and Big 12 Conference Offensive Player of the Year (coaches, AP, CBSSports.com, Dallas Morning News, Fort Worth Star-Telegram, Kansas City Star, San Antonio Express News, Waco Tribune-Herald).

WRIGHT PICKS UP ALL-AMERICA HONORS

- Senior IR **Kendall Wright** picked up a trio of first-team All-America honors (CBSSports.com, Phil Steele, Pro Football Weekly) and earned four second-team All-America accolades (AP, SI.com, Yahoo!/Rivals.com, FoxSportsNext.com).
- Wright is Baylor's first wide receiver to earn AP All-America honors since **Gerald McNeil** in 1983.
- Wright (2nd team) joined **RG3** (1st team) to give the Bears two AP All-Americans in the same season for the first time since 1991.

BEARS HAVE QUARTET OF 1,000-YARD RECEIVERS IN STARTING LINEUP

- WR **Tevin Reese** became Baylor's 23rd 1,000-yard receiver and the 4th current Bear with 1,000 career yards with a 12-yard catch in the first quarter at Kansas. WRs **Linear Sampson** and **Terrance Williams** both eclipsed 1,000 career receiving yards at Oklahoma State. Sampson became the 21st 1,000-yard receiver in school history with a 41-yard grab in the third quarter, while Williams became the 22nd to reach 1,000 yards with a 72-yard TD reception in the fourth quarter.
- Reese, Sampson and Williams join **Kendall Wright** to give the Bears four 1,000-yard receivers in the starting lineup.

RG3 RACKING UP THE RECORDS AND HONORS

- Junior QB **Robert Griffin III** is the first Baylor player to win the Heisman Trophy and Davey O'Brien National Quarterback Award.
- RG3 owns or shares 51 Baylor single-game, single-season or career records. He owns 31 different passing records and broke his own school records for passing yards (479) and total offense (551) in the win over then-No. 5 Oklahoma (11/19).
- RG3 also set the NCAA record for consecutive attempts without throwing an interception to start a career (209).
- RG3 is among the top 10 in Big 12 Conference history in seven career categories: 1st in interception percentage (1.5), 5th in total yards (12,270), 6th in completion percentage (67.0), 7th in passing yards (10,071), 9th in passing touchdowns (77), total plays (1,669) and completions (776).
- With his first TD pass in the Oklahoma game, RG3 broke school records for consecutive games with a TD pass (season/career). RG3 has thrown a TD pass in all 12 games this season (record was 9), and 14 straight dating back to last season (record was 11).
- RG3 became the 8th 2,000-yard rusher in program history with 103 rushing yards at Kansas (2,033). He became the program's first 10,000-yard passer with a 320-yard effort in a win over No. 22 Texas (10,071).
- In 12 games this season, RG3 has broken the Baylor single-season passing record with 3,998 yards. He held the previous record with 3,510 passing yards in 13 games in 2010.

RG3 1 OF 3 ALL-TIME WITH 10,000+ PASSING & 2,000+ RUSHING

- RG3 is 1 of 3 players in FBS history with more than 10,000 career passing yards and more than 2,000 career rushing yards.

PLAYER, TEAM	SEASONS	PASS	RUSH	TOTAL
1. Dan LeFevour, Central Michigan	2006-09	12,905	2,948	15,853
2. Colin Kaepernick, Nevada	2007-10	10,098	4,112	14,210
3. Robert Griffin III, Baylor	2008-pres.	10,071	2,199	12,270

STILL AMONG NATION'S BEST

- QB Robert Griffin III leads the nation in passing efficiency (192.11) and points responsibility (22.67).
- RG3 ranks 2nd nationally in total offense (386.83), 4th in pass TDs (36), 5th in comp. pct. (72.4) & 6th in passing yds (3,998).
- RG3, who is the Baylor single-season and career completion percentage leader, has completed 72.36 percent of his passes (267-of-369) through 12 games. He also owns two Baylor single-game completion percentage records — 90.4 percent against Stephen F. Austin (19-of-21, minimum of 20 attempts) and 87.9 percent against Rice (29-of-33, minimum of 30 attempts).

RG3 ONE WIN SHY OF BAYLOR CAREER RECORD

- The most prolific quarterback in program history, junior QB Robert Griffin III is among Baylor's all-time winningest signal-callers. RG3 ranks 2nd all-time with a 22-17 overall record. Griffin III, the winningest Baylor quarterback in the Big 12 era, needs 1 win to tie J.J. Joe (1990-93) for the career school record (Joe was 23-15-1 in four seasons).

MAKING IT LOOK EASY

- QB Robert Griffin III has tossed 73 career passes of 30+ yards, accumulating 3,425 total yards (46.9 yards per pass). More than 34 percent of RG3's career passing production has come from passes of 30+ yards (3,425 of 10,071 yards).
- During Baylor's 2010 Texas Bowl run, RG3 completed 21 passes of 30+ yards, totaling 1,005 yards (47.9 yards per pass). This season, RG3 has 28 passes of 30+ yards, totaling 1,314 yards (46.9 yards per pass).
- After breaking the Baylor single-game passing yards record with 430 at Texas A&M, RG3 threw for 425 yards at Oklahoma State and 406 yards against Missouri, giving him three straight games of 400-plus passing yards. He again broke the single-game record with 479 passing yards in a win over No. 5 Oklahoma. He is credited with 5 of Baylor's 9 all-time 400-yard passing games.
- RG3 has thrown at least one pass of 60+ yards in 8 of 12 games this season — all for touchdowns.
- RG3 has thrown 14 passes of 50+ yards (87, 77, 72, 69, 68, 67, 66, 64, 64, 59, 55, 52, 50, 50).
- RG3 has hit 4 different receivers for plays of 60+ yards (Terrance Williams, Tevin Reese, Kendall Wright, Lanear Sampson).
- Baylor is 7-0 this season when RG3 doesn't throw an interception (15-10 career) and 2-3 when he does (7-8 career).

TARGET PRACTICE

- Of the 15 different players to record a catch this season, only five Baylor players have more than 10 receptions through 12 games. Led by All-American Kendall Wright, Baylor's top four receivers have combined for 246 of the Bears' 283 total receptions (86.9 percent) — Wright (101), Terrance Williams (53), Tevin Reese (46) and Lanear Sampson (39).
- All 33 of RG3's 30+ yard passes this season have gone to 1 of those 4 receivers (Wright-14, Reese-8, Williams-7, Sampson-4).
- Baylor's top four receivers — Wright, Reese, Williams and Sampson — are each averaging at least 14.0 yards per reception.

RECORD BREAKDOWN

Current Streak	W	5
Current Home Streak	W	7
Current Away Streak	W	2
Last Win	48-24 vs. Texas	(12/3/11)
Last Away Win	66-42 vs. Texas Tech (Arlington)	(11/26/11)
Last Loss	24-59 at Oklahoma State	(10/29/11)
Last Away Loss	24-59 at Oklahoma State	(10/29/11)

	2011	BRILES ERA
Home	7-0	17-9
Away	1-3	6-12
Neutral	1-0	1-3
Natural Grass	0-1	1-9
Artificial Turf	9-2	23-16
Day Games	2-3	7-18
Night Games	7-0	17-7
Televised Games	7-3	16-20
vs. Ranked Opponents	3-2	4-15
August	0-0	0-1
September	3-0	10-3
October	1-3	7-11
November	4-0	6-9
December	1-0	1-1

Leading at Halftime	7-1	19-5
Trailing at Halftime	2-2	5-19
Tied at Halftime	0-0	0-1
Scoring First	5-2	13-8
Opponent Scoring First	4-1	11-17

Score < 20 Points	0-0	0-12
Score 20+ Points	9-3	24-13
Score 30+ Points	9-1	22-3
Score 40+ Points	8-0	14-0
Opponent Scores < 20 Points	1-0	10-0
Opponent Scores 20+ Points	8-3	14-25
Opponent Scores 30+ Points	6-3	8-22
Opponent Scores 40+ Points	2-2	3-11

Gain < 20 First Downs	0-0	2-15
Gain 20+ First Downs	9-3	22-10
Opponent Gains < 20 First Downs	2-0	10-1
Opponent Gains 20+ First Downs	7-3	14-24

More Rushing Yards Than Opponent	5-0	18-7
Fewer Rushing Yards Than Opponent	4-3	6-18
Rush For < 100 Yards	0-2	1-12
Rush For 100+ Yards	9-1	23-13
Opponent Rushes For < 100 Yards	2-0	10-1
Opponent Rushes For 100+ Yards	7-3	14-24

More Passing Yards Than Opponent	6-3	16-9
Fewer Passing Yards Than Opponent	3-0	8-16
Pass For < 200 Yards	0-0	2-9
Pass For 200+ Yards	9-3	22-16
Opponent Passes For < 200 Yards	2-1	10-6
Opponent Passes For 200+ Yards	7-2	14-19

More Total Yards Than Opponent	8-2	20-5
Fewer Total Yards Than Opponent	1-1	4-20
Gain < 300 Total Yards	0-0	0-11
Gain 300+ Total Yards	9-3	24-14
Opponent Gains < 300 Total Yards	1-0	8-1
Opponent Gains 300+ Total Yards	8-3	16-24

Commit No Turnovers	1-0	6-6
Commit < 3 Turnovers	8-1	22-15
Commit 3+ Turnovers	1-2	2-10
Force < 3 Turnovers	5-3	14-24
Force 3+ Turnovers	4-0	10-1

Commit < 6 Penalties	2-1	4-4
Commit 6+ Penalties	7-2	20-21

3rd Down % < 25	1-0	2-8
3rd Down % 25-49	3-2	11-12
3rd Down % 50+	5-1	11-5
Opponent 3rd Down % < 25	0-0	1-0
Opponent 3rd Down % 25-49	6-1	16-10
Opponent 3rd Down % 50+	3-2	7-15

Trail Time of Possession	7-2	15-20
Lead Time of Possession	2-1	9-5

BAYLOR-WASHINGTON COMPARISONS

BAYLOR (9-3, 6-3 BIG 12)					WASHINGTON (7-5, 5-4 PAC-12)					NCAA TEAM STATISTICS RANKINGS		
Team Statistics	BU	OPP	Team Statistics	UW	OPP	Category	BU	UW				
Scoring	43.5	35.7	Scoring	31.5	33.3	Rushing Offense	18	67				
First Downs	28.7	24.3	First Downs	20.7	22.0	Passing Offense	5	52				
Rushing Offense	215.1	198.7	Rushing Offense	152.0	142.6	Total Offense	2	57				
Passing Offense	356.2	278.8	Passing Offense	240.3	283.8	Scoring Offense	6	36				
Total Offense	571.2	477.5	Total Offense	392.3	426.3	Rushing Defense	102	55				
Turnovers	23	27	Turnovers	20	22	Pass Efficiency Defense	95	78				
Penalties	84-65.1	91-64.0	Penalties	77-63.2	82-55.2	Total Defense	114	94				
Punts-Net	30-33.0	45-36.5	Punts-Net	50-39.7	43-36.1	Scoring Defense	109	199				
Punt Returns	16-8.6	13-9.1	Punt Returns	19-7.4	16-5.6	Net Punting	114	11				
Kickoff Returns	54-19.6	64-21.9	Kickoff Returns	66-23.7	61-23.8	Punt Returns	57	74				
Third Downs	45%	49%	Third Downs	45%	49%	Kickoff Returns	104	27				
Sacks-Yards	19-130	25-157	Sacks-Yards	24-170	34-188	Turnover Margin	t32	t42				
Field Goals	9-16	13-18	Field Goals	11-15	19-21	Pass Defense	112	116				
Time of Possession	27:37	30:53	Time of Possession	29:42	30:18	Passing Efficiency	1	16				
						Sacks	t84	t58				
						Tackles for Loss	t92	t90				
						Sacks Allowed	t71	t102				
Rushing	ATT	NET	AVG	TD	YPG	Rushing	ATT	NET	AVG	TD	YPG	
Ganaway	229	1347	5.9	16	112.2	Polk	263	1341	5.1	11	111.8	
Griffin III	161	644	4.0	9	53.7	Callier	45	264	5.9	1	22.0	
Martin	40	268	6.7	2	24.4	Sankey	28	187	6.7	1	17.0	
Passing	C-A-I	PCT	TD	YPG	Passing	C-A-I	PCT	TD	YPG			
Griffin III	267-369-6	72.4	36	333.2	Price	219-325-11	67.4	29	218.8			
Receiving	REC	YDS	AVG	TD	YPG	Receiving	REC	YDS	AVG	TD	YPG	
Wright	101	1572	15.6	13	131.0	Aguilar	36	521	14.5	4	43.4	
T. Williams	53	895	16.9	11	74.6	Kearse	42	501	11.9	6	41.8	
Reese	46	811	17.6	7	67.6	Seferian	36	479	13.3	6	39.9	
Tackles	UA	AT	TT	Tackles	UA	AT	TT					
Holl	76	26	102	Dennison	60	53	113					
Coffey	50	49	99	Parker	41	35	76					

2011 BAYLOR HONORS

PHILIP BLAKE

All-Big 12, 1st team (coaches, FWST, WTH)
 All-Big 12, 2nd team (AP, DMN, Rivals, KCS, SAEN, Phil Steele)
 Rimington Trophy watch list

ELLIOT COFFEY

All-Big 12, 2nd team (WTH)
 All-Big 12, honorable mention (coaches, AP)
 Big 12 Defensive Player of the Week, Nov. 14

AHMAD DIXON

All-Big 12, honorable mention (coaches)

THOMAS DRAPER

Academic All-Big 12, 2nd team

TEVIN ELLIOTT

All-Big 12, honorable mention (coaches)

TERRANCE GANAWAY

All-American, honorable mention (SI.com)
 All-Big 12, 1st team (coaches, AP, DMN, ESPN, CBS, Rivals, FWST, SAEN, WTH, Phil Steele)
 Academic All-Big 12, 2nd team
 Big 12 Conference Offensive Player of the Week, Nov. 28
 Big 12 Conference Player of the Week, Nov. 28 (Rivals)

ROBERT GRIFFIN III

Heisman Trophy winner
 Davey O'Brien Award winner
 National Player of the Year (AP, SN, Rivals)
 National Offensive Player of the Year (FoxSportsNext.com)
 Consensus All-American
 Academic All-American, 2nd team (CoSIDA)
 Walter Camp Award finalist
 Manning Award finalist
 Johnny Unitas Golden Arm Award finalist
 Wuerffel Trophy finalist
 Chic Harley Award
 Maxwell Award semifinalist
 2011 Allstate AFCA Good Works Team
 Big 12 Player of the Year (Rivals)
 Big 12 Offensive Player of the Year (coaches, AP, CBS, DMN, FWST, KCS, SAEN, WTH)
 "People's Heisman" (SI)
 Academic All-District VII (CoSIDA)
 Academic All-Big 12, 1st team
 All-America Player of the Week, Sept. 4, Nov. 23 (AT&T)
 National Player of the Week
 Sept. 4, Nov. 20 (Rivals); Sept. 4 (HeismanPundit.com)
 National Offensive Player of the Week
 Sept. 4, Nov. 20 (Walter Camp)
 National Impact Performer of the Week
 Sept. 4, Sept. 28, Nov. 9, Nov. 23, Dec. 5 (Capital One Cup)
 Big 12 Offensive Player of the Week, Sept. 6, Nov. 21, Dec. 5

ROBERT T. GRIFFIN

All-Big 12, 1st team (Rivals)
 All-Big 12, 2nd team (coaches, FWST, WTH, Phil Steele)
 All-Big 12, honorable mention (AP)

MIKE HICKS

All-Big 12, honorable mention (coaches, AP)

SAM HOLL

All-Big 12, 2nd team (Rivals)
 All-Big 12, honorable mention (coaches)

JAKE JACKSON

Academic All-Big 12, 1st team

MONTGOMERY NAMED QB COACH OF THE YEAR

- Baylor co-offensive coordinator **Philip Montgomery** was named national Quarterbacks Coach of the Year by FootballScoop.com.
- Montgomery calls plays for Baylor's prolific offense that has set or tied 65 school records this season.
- Montgomery leads the nation's only offense to average 200+ yards rushing per game and 300+ yards passing per game — the Bears are also the only team to rank in the top 25 nationally in both rushing and passing offense.
- Baylor's offense produced 6 games of 600+ yards total offense this season — BU had 7 such games in 109 previous seasons.
- Team success led to four offensive players being named first-team All-Big 12 by league coaches — QB **Robert Griffin III**, IR **Kendall Wright**, RB **Terrance Ganaway** and C **Philip Blake**.

GANAWAY RUSHING INTO RECORD BOOK

- Senior All-Big 12 RB **Terrance Ganaway** became the 8th player in program history to rush for 1,000 yards in a season when he eclipsed the mark against Texas Tech (11/26).
- Ganaway broke the Baylor single-season rushing record in Baylor's win over Texas (12/3). The Bears have broken the single-season rushing record in each of the last two seasons — Jay Finley (1,218 in 2010) and Ganaway (1,347 in 2011).
- Combined with his 200-yard performance against Iowa State (10/8), Ganaway became the first player in program history with multiple 200-yard rushing games. He has 2 of the 6 200-yard rushing games in Baylor history.
- Ganaway's 16 rushing TDs this year are a single-season school record. He ranks 5th in BU history with 23 career rushing TDs.
- Baylor has 1,000-yard rushers in back-to-back seasons for the 2nd time in program history. **Steve Beard** (1,104) and **Cleveland Franklin** (1,112) rushed for 1,000 yards in 1974 and 1975, respectively. **Jay Finley** rushed for 1,218 yards in 2010.

WRIGHT MAKING HISTORY

- Senior All-American IR **Kendall Wright** owns or shares almost every major single-game, single-season and career receiving record in Baylor history. Wright is the career leader in receptions (295), receiving yards (3,913) and receiving touchdowns (29).
- Wright has 9 100-yard games this season; no other Big 12 receiver has more than 6 100-yard games.
- Wright, the single-season leader in receptions, shares the Baylor single-game receptions (12) and receiving TDs (three) records and owns the top two marks for single-game receiving yards, both set this season (208 vs. Oklahoma, 201 at Kansas State).
- Wright has caught at least one pass in all 49 career games, tied for the 2nd-longest streak in the nation among active players in FBS. Wright trails only Houston's Tyron Carrier (51).
- Wright ranks in the top 10 nationally among active players in 5 career categories — 3,913 receiving yards (3rd), 295 receptions (3rd), 29 receiving TDs (7th), 6.0 receptions per game (10th) and 79.9 receiving yards per game (10th).
- Wright is the only 3,000-yard receiver in program history and is Baylor's career leader in all-purpose yards (4,362).

TAKEAWAY STREAK REACHES 12

- Baylor's defense has forced at least one turnover in all 12 games this season. The Bears have 27 takeaways on the season (16 int, 11 fum) after having 20 takeaways in 2010 (10 int, 10 fum) and 18 takeaways in 2009 (10 int, 8 fum).
- With 16 interceptions, Baylor has its most since picking off 16 passes in 2008. BU had 10 in each of the last two seasons.
- Baylor has forced 16 turnovers in its last four games (3 at Kansas, 3 vs. Oklahoma, 4 vs. Texas Tech, 6 vs. Texas).

SURE-TACKLING SECONDARY

- Five Baylor secondary members have recorded 24 or more unassisted tackles than assisted tackles. S **Mike Hicks** (68-31) ranks 2nd on the team with 99 total tackles. S **Chance Casey** has 48 total tackles — including 40 solo stops. S **Sam Holl** leads the team with 76 solo stops and 102 total tackles, CB **K.J. Morton** has gone solo on 53 of his 66 tackles and CB **Joe Williams** has recorded solo stops on 33 of his 42 total tackles.
- Holl has posted game-highs in tackles in 3 of the last 4 games. His 21 tackles at Kansas tied for the 10th-most ever in a game for Baylor, and he followed that performance with game-highs of 16 tackles against both Oklahoma and Texas.
- Holl was named Big 12 Defensive Player of the Week after picking off two passes and making 16 tackles against UT.

BAYLOR HOME-AWAY SPLITS

	HOME (7-0)	AWAY (2-3)
POINTS PER GAME	48.3	36.8
OPPONENT POINTS PER GAME	29.4	44.4
RUSHING YARDS PER GAME	245.6	172.4
OPPONENT RUSHING YARDS PER GAME	177.0	229.0
PASSING YARDS PER GAME	354.7	358.2
OPPONENT PASSING YARDS PER GAME	286.4	268.2
PASSING (COMP-ATT-INT-TD)	160-215-1-24	123-176-5-15
OPPONENT PASSING (COMP-ATT-INT-TD)	171-273-9-16	121-185-7-16
TOTAL OFFENSE PER GAME	600.3	530.6
OPPONENT TOTAL OFFENSE PER GAME	463.4	497.2
3RD-DOWN CONVERSIONS	34-77 (44%)	32-70 (46%)
OPPONENT 3RD-DOWN CONVERSIONS	51-113 (45%)	42/76 (55%)
4TH-DOWN CONVERSIONS	4-7 (57%)	12/16 (75%)
OPPONENT 4TH-DOWN CONVERSIONS	5-11 (45%)	5/5 (100%)
SACKS BY-YARDS	14-92	5-38
OPPONENT SACKS BY-YARDS	11-72	14-85
RED-ZONE SCORES	30-39 (77%)	14-19 (74%)
RED-ZONE TOUCHDOWNS	25-39 (64%)	11-19 (58%)

SCORE BY QUARTERS	1ST	2ND	3RD	4TH	OT	TOTAL
BAYLOR-HOME	62	113	111	52	—	338
OPPONENTS-HOME	40	59	30	77	—	206
BAYLOR-AWAY	24	45	52	56	7	184
OPPONENTS-AWAY	47	76	52	41	6	222

2011 BAYLOR FOOTBALL GAME NOTES COACHING STAFF BOWL EXPERIENCE

- Baylor's coaching staff enters the 2011 Valero Alamo Bowl with 68 combined games of bowl experience, including 60 as coaches and eight as players. Special Teams coordinator **Phil Bennett** and linebackers coach **Jim Gush** each have 12 games of bowl experience, while special teams coordinator **Dino Babers** has 11 games and head coach **Art Briles** and defensive coordinator **Brian Norwood** each have eight.
- Briles was on Texas Tech's 1977 Cotton Bowl team and later coached Texas Tech and Houston in three bowl games each.

BAYLOR COACHING STAFF COMBINED BOWL EXPERIENCE

COACH	BOWL APPEARANCES (YEARS)	* - GAMES AS PLAYER
Phil Bennett, Defensive Coordinator	12 (1975*, 1977*, 1977*, 1978, 1981, 1995, 1999, 2001, 2001, 2008, 2009, 2010)	
Jim Gush, Linebackers	12 (1989, 1990, 1991, 1992, 1994, 1995, 1996, 1997, 1998, 1999, 2001, 2001)	
Dino Babers, Special Teams Coordinator	11 (1985, 1987, 1997, 1998, 2001, 2003, 2004, 2005, 2006, 2007, 2010)	
Art Briles, Head Coach	8 (1977*, 2000, 2001, 2002, 2003, 2005, 2006, 2010)	
Brian Norwood, Associate Head Coach/Safeties	8 (1990, 1996, 2000, 2003, 2006, 2007, 2010)	
Kendal Briles, Inside Receivers	5 (2001*, 2002*, 2005*, 2006*, 2010)	
Randy Clements, Co-Offensive Coordinator	4 (2003, 2005, 2006, 2010)	
Philip Montgomery, Co-Offensive Coordinator	4 (2003, 2005, 2006, 2010)	
Chris Achuff, Defensive Tackles	2 (2003, 2010)	
Carlton Buckels, Cornerbacks	2 (2000, 2002)	
68	60 Bowl Games as Coaches, 8 Bowl Games as Players	

MAKING HISTORY AT HOME

- Baylor's 7 wins at Floyd Casey Stadium this season are a facility record.
- The Bears achieved their 3rd perfect season in FCS's 62-year history (5-0 in 1979 and 1985; 7-0 — 2011) and the 6th perfect home mark in program history (2-0 — 1900; 4-0 — 1933, 1939; 5-0 — 1979, 1985; 7-0 — 2011).
- Baylor's 7 home field wins in 2011 broke the school record set in 1921 (6-1) and equaled in 1929 (6-1).
- Baylor established school single-season records for total home attendance (289,574) and per game average (41,368).
- Baylor averaged 40,000 fans per game in consecutive seasons for the 2nd time in school history. Baylor drew averages of 40,560 in 1974 and 41,180 in 1975. This was the 7th time the Bears have averaged 40,000+ attendance in home games for a season.

NOVEMBER TO REMEMBER

- Baylor posted a perfect 4-0 record in November (wins vs. Missouri, at Kansas, vs. Oklahoma & vs. Texas Tech).
- From 1996 to 2010, Baylor went a combined 4-47 in Big 12 games played in November.
- After going 0-3 last November, Baylor has its first 4-game winning streak in the month of November since 1986.

FLORENCE HEROIC IN REDSHIRT-BURNING GAME, LEADS BEARS TO WIN VS. TECH

- Junior QB **Nick Florence** didn't play in any of Baylor's first 10 games and could've redshirted, but after RG3 was unable to return for the second half after a head injury against Texas Tech, Florence came off the bench to lead Baylor to a 66-42 win.
- Florence entered the game at the start of the third quarter with Baylor leading 31-28. He threw touchdown passes of 46 and 40 yards in the third quarter and scored on a 1-yard TD run in the fourth. Baylor outscored Tech 35-14 with Florence in the game.
- Baylor earned its first win against Texas Tech in Big 12 play, snapping a 15-game losing streak in the series, and gave the Bears their first 8-win season since 1991. Florence completed 9-of-12 passes for 151 yards and 2 TDs.

A TRADITION OF EXCELLENCE ON THE FIELD

- In the Big 12's 15-year history, Baylor has won a combined 42 regular-season and tournament conference championships in eight sports; 13 more than it won in 81 years of Southwest Conference membership. Baylor's 42 all-time Big 12 titles ranks fifth overall (and No. 4 among the current 10-school league line-up behind Texas, Texas A&M and Oklahoma).
- Over the last eight academic years (2003-04 thru 2010-11), Baylor has won a combined 33 Big 12 regular-season and tournament championships in six sports, which ranks third behind Texas (58) and Texas A&M (39) in that period, and ahead of Nebraska (29) and Oklahoma (28).
- In that same span, Baylor has won two NCAA team championships (2004 men's tennis and 2005 women's basketball) and 13 NCAA individual titles, while registering seven of its 10 highest finishes in the Learfield Directors' Cup all-sports standings.
- Seventeen of Baylor's 19 sports' teams have made at least one postseason appearance over the last eight years with men's basketball reaching the 2009-10 Elite 8; women's basketball advancing to a pair of Final Fours (2004-05 national champions and 2009-10), baseball making the 2005 College World Series, softball advancing to the 2007 and 2011 (fourth-place) Women's College World Series, men's tennis advancing to nine consecutive Elite 8's (including the 2004 NCAA team championship, which started a run of four straight Final Four appearances) and women's tennis's five Elite 8's which includes a pair of Final Four appearances in 2008 and 2011.
- Prominent Baylor athletes include Olympic gold medalists **Michael Johnson** and **Jeremy Wariner**; **Mike Singletary**, NFL Hall of Famer; **Ted Lyons**, MLB Hall of Famer; 2007 NBA Finals participants **David Wesley** and **Melvin Hunt**; 2007 NFL Super Bowl XLI participants **Fred Miller** and **Justin Snow**; Current MLB players include **David Murphy** and **Kelly Shoppach**.
- Baylor has produced some top NFL prospects in recent years. **Phil Taylor** (Cleveland Browns) and **Danny Watkins** (Philadelphia Eagles) were selected in the first round of the 2011 NFL Draft, while **Jason Smith** (St. Louis Rams) was the number two overall pick in the 2009 NFL Draft. Baylor has produced at least one NFL Draft selection in 69 of 75 all-time NFL Drafts, including 37 consecutive years with at least pick from 1937-73).

A TRADITION OF EXCELLENCE OFF THE FIELD

- The combined GPA of all 400+ Baylor student-athletes during the 2010-11 academic year was a school-record 3.20.
- Sixteen of Baylor's 19 teams registered a 2011 spring semester GPA of at least a 3.00; and 15 programs had at least a 3.00 team GPA for both the fall 2010 and spring 2011 terms.
- A school record 578 Baylor student-athletes earned 2010-11 Big 12 Commissioner's Honor Roll status
- A school record 115 Baylor student-athletes received 2010-11 Academic All-Big 12 recognition in their respective spot.

GAME 13 — VALERO ALAMO BOWL vs. WASHINGTON 2011 BAYLOR HONORS (CON'T.)

NICOLAS JEAN-BAPTISTE

All-Big 12, 2nd team (coaches, FWST, Rivals)
All-Big 12, 3rd team (Phil Steele)
All-Big 12, honorable mention (AP)

AARON JONES

Lou Groza Award watch list
Big 12 co-Special Teams Player of the Week, Sept. 6

CAMERON KAUFHOLD

Academic All-Big 12, 2nd team

K.J. MORTON

All-Big 12, 2nd team (WTH)
All-Big 12, honorable mention (coaches, AP)

JORDAN NAJVAR

All-Big 12, honorable mention (coaches)
Academic All-Big 12, 1st team

LEVI NORWOOD

All-Big 12, 3rd team (Phil Steele)

BEN PARKS

Academic All-Big 12, 2nd team

TEVIN REESE

All-Big 12, 3rd team (Phil Steele)
All-Big 12, honorable mention (coaches)

CYRIL RICHARDSON

All-Big 12, honorable mention (coaches)

MATT RITCHEY

Academic All-Big 12, 1st team

SPENCER ROTH

Big 12 All-Freshman team (Rivals)

BRODY TRAHAN

Academic All-Big 12, 2nd team

TERRANCE WILLIAMS

All-Big 12, 2nd team (DMN, Phil Steele)
All-Big 12, honorable mention (coaches, AP)

KENDALL WRIGHT

All-American, 1st team (CBS, Phil Steele, Pro Football Weekly)
All-American, 2nd team (AP, SI, Rivals, FoxSportsNext.com)
All-Big 12, 1st team (coaches, AP, DMN, ESPN, CBS, Rivals, FWST, KCS, SAEN, WTH, Phil Steele)
Biletnikoff Award semifinalist
Paul Hornung Award Weekly Honor Roll, Sept. 5

ERIK WOLFE

All-Big 12, honorable mention (coaches)
Academic All-Big 12, 1st team

KEY:

AP - The Associated Press
CBS - CBSSports.com
DMN - Dallas Morning News
ESPN - ESPN.com
FWST - Fort Worth Star-Telegram
KCS - Kansas City Star
Rivals - Yahoo!/Rivals.com
SAEN - San Antonio Express News
SI - SI.com
SN - Sporting News
WTH - Waco Tribune-Herald

DEPTH CHART

OFFENSE

WR	3	LANEAR SAMPSON (5-11, 200, JR.)
	5	Antwan Goodley (5-10, 210, RFr.)
IR	16	TEVIN REESE (5-10, 160, SO.)
	42	Levi Norwood (6-2, 180, RFr.)
LT	68	CYRIL RICHARDSON (6-5, 330, SO.)
	77	Kelvin Palmer (6-4, 270, So.)
LG	71	CAMERON KAUFHOLD (6-4, 315, JR.)
	63	John Jones (6-4, 320, Sr.)
C	74	PHILIP BLAKE (6-3, 320, SR.)
	61	Tim Smith (6-4, 285, RFr.)
RG	79	ROBERT T. GRIFFIN (6-6, 330, SR.)
	70	Jake Jackson (6-3, 300, Jr.)
RT	78	IVORY WADE (6-4, 300, JR.)
	75	Troy Baker (6-6, 300, RFr.)
TE	18	JORDAN NAJVAR (6-6, 260, SO.)
or	20	JEROD MONK (6-5, 260, JR.)
IR	1	KENDALL WRIGHT (5-10, 190, SR.)
	23	Clay Fuller (6-1, 195, Fr.)
WR	2	TERRANCE WILLIAMS (6-3, 190, JR.)
	5	Antwan Goodley (5-10, 210, RFr.)
QB	10	ROBERT GRIFFIN III (6-2, 220, JR.)
	11	Nick Florence (6-1, 205, Jr.)
TB	24	TERRANCE GANAWAY (6-0, 240, SR.)
	8	Glasco Martin (6-1, 205, So.)
UB	21	JARRED SALUBI (5-9, 210, JR.)
FB	48	ERIK WOLFE (6-1, 255, SO.)

DEFENSE

DE	11	TERRANCE LLOYD (6-3, 230, SO.)
	31	Chris McAllister (6-2, 250, So.)
DT	13	TRACY ROBERTSON (6-4, 280, SR.)
	76	Nick Johnson (6-1, 295, Jr.)
NG	90	NICOLAS JEAN-BAPTISTE (6-2, 335, SR.)
	49	Kaeron Johnson (6-2, 320, Jr.)
DE	18	TEVIN ELLIOTT (6-3, 250, SO.)
	10	Gary Mason Jr. (6-4, 265, Jr.)
WLB	26	RODNEY CHADWICK (6-0, 235, JR.)
	15	Brody Trahan (5-11, 215, So.)
MLB	4	ELLIOT COFFEY (6-0, 235, SR.)
	44	Bryce Hager (6-1, 230, RFr.)
NB	6	AHMAD DIXON (6-0, 200, SO.)
	19	LeQuince McCall (6-1, 220, So.)
CB	22	JOE WILLIAMS (5-9, 190, SO.)
	24	T.C. Robinson (5-10, 180, RFr.)
DS	25	SAM HOLL (6-1, 200, SO.)
	33	Josh Wilson (6-0, 190, Jr.)
CS	17	MIKE HICKS (5-11, 195, JR.)
	38	Collin Brence (5-11, 190, Fr.)
CB	8	K.J. MORTON (5-10, 185, SO.)
	27	Tyler Stephenson (5-11, 160, So.)

SPECIAL TEAMS

PK	43	AARON JONES (6-3, 185, SO.)
	40	Ben Parks (6-1, 210, Sr.)
P	36	SPENCER ROTH (6-4, 230, FR.)
	40	Ben Parks (6-1, 210, Sr.)
KR	5	ANTWAN GOODLEY (5-10, 210, RFR.)
	42	LEVI NORWOOD (6-2, 180, RFR.)
PR	42	LEVI NORWOOD (6-2, 180, RFR.)
	1	Kendall Wright (5-10, 190, Sr.)
DS/K	50	JIMMY LANDES (6-0, 215, FR.)
	65	Zach Northern (6-1, 270, So.)
DS/P	65	ZACH NORTHERN (6-1, 270, SO.)
	50	Jimmy Landes (6-0, 215, Fr.)
H	15	BRODY TRAHAN (5-11, 215, SO.)
	36	Spencer Roth (6-4, 230, Fr.)

CAREER STARTS

41	Kendall Wright
39	Robert Griffin III
36	Philip Blake
32	Ivory Wade
31	Laneer Sampson
26	Tracy Robertson
25	Cameron Kaufhold
23	Chance Casey
21	Robert T. Griffin, Elliot Coffey
20	Nicolas Jean-Baptiste, Terrance Williams
16	Terrance Lloyd, Gary Mason Jr., Cyril Richardson
12	Terrance Ganaway, Ahmad Dixon, Mike Hicks
11	Tevin Elliott, Tevin Reese
10	Rodney Chadwick, K.J. Morton
9	Sam Holl
8	Joe Williams
7	Nick Florence, Jordan Najvar
5	Kaeron Johnson, Tyler Stephenson, Jarred Salubi
2	Nick Johnson, Chris McAllister, Brody Trahan
1	Antwan Goodley, Jake Jackson, Jerod Monk, Josh Wilson

CONSECUTIVE STARTS

37	Philip Blake
32	Ivory Wade
25	Robert Griffin III

CAREER GAMES PLAYED

49	Kendall Wright
48	Nicolas Jean-Baptiste
47	Ben Parks
46	Elliot Coffey
43	Tracy Robertson
40	Robert Griffin III
37	Philip Blake, Terrance Ganaway, Cameron Kaufhold, Jarred Salubi, Laneer Sampson, Terrance Williams
36	Kaeron Johnson, John Jones
35	Mike Hicks, Ivory Wade
34	Gary Mason Jr., Jerod Monk
32	Rodney Chadwick
30	Chance Casey, Jared Edwards
29	Jake Jackson
25	Tevin Elliott, Robert T. Griffin, Aaron Jones, Chris McAllister, Tevin Reese, Brody Trahan
24	LeQuince McCall, Cyril Richardson
23	Ahmad Dixon, Sam Holl, Darius Jones, Prince Kent
22	Zach Northern
20	Travis McClain
19	Erik Wolfe
18	Nick Florence, Terrance Lloyd, Kelvin Palmer
17	Isaac Williams
15	Marcus Santa Cruz
14	Glasco Martin
13	Tyler Stephenson
12	Collin Brence, Clay Fuller, Cordarius Golston, Bryce Hager, Jordan Najvar, Levi Norwood, Matt Ritchey, Robert Singletary, Joe Williams
11	Jimmy Landes, K.J. Morton, Josh Wilson
10	Antwan Goodley, Nick Johnson, Anthony Moore, Spencer Roth
9	Reggie Rice
8	Stefan Huber, Michael Valdez
5	Bryce Petty
4	Alex Bonilla, Demetri Goodson, T.C. Robinson
3	Rhett Butler, Clarence Lee, Jeremie Roberts
2	Thomas Draper, Tim Smith, Bryan Swindoll
1	Luke Burseson, Christian Coggan, Jeff LePak

PRONUNCIATION GUIDE

TUSWANI Copeland	too-SWAH-nee
DEVANTE Davis	dih-VAHN-tay
KEDRICK Dial	KEY-drick
DEMETRI Goodson	duh-MEE-tree
SAM HOLL	HALL
DESMINE Hilliard	DEZ-mihn
STEFAN HUBER	stuh-FAWN HUE-buhr
NICOLAS JEAN-BAPTISTE	ZHAN-bap-TEEST
KAERON Johnson	KAY-ron
CAMERON KAUFHOLD	COUGH-old
SULEIMAN MASUMBUKO	SUE-luh-muhn mah-soom-BOO-koh
LEQUINCE McCall	luh-KWINCE
JORDAN NAJVAR	NYE-vuhr (like "diver")
JARRED SALUBI	suh-LOOB-ee
LACHE Seastrunk	"lake"
CYRIL Richardson	SEER-ull
LANEAR Sampson	luh-NEER
BRODY TRAHAN	TRAW-hawn

SINGLE-SEASON RECORDS CHARTS – BAYLOR

RUSHING – INDIVIDUAL

YARDS				
PLAYER	SEASON	ATT	AVG	YDS
1. Terrance Ganaway	2011	229	5.88	1,347
2. Jay Finley	2010	195	6.25	1,218
3. Walter Abercrombie	1980	229	5.18	1,187
4. Jerod Douglas	1995	211	5.28	1,114
5. Cleveland Franklin	1975	200	5.56	1,112

TOUCHDOWNS

PLAYER	SEASON	ATT	YDS	TD
1. Terrance Ganaway	2011	229	1,347	16
2. Steve Beard	1974	267	1,104	13
Robert Griffin III	2008	173	843	13
4. Jay Finley	2010	195	1,218	12
5. Don Trull	1963	98	119	10
Alfred Anderson	1983	231	1,046	10
7. Robert Griffin III	2011	161	644	9
L.G. Dupre	1952	80	453	9
Gary Lacy	1973	146	666	9
Walter Abercrombie	1980	229	1,187	9
11. Cleveland Franklin	1975	200	1,112	8
Gary Blair	1976	225	857	8
Alfred Anderson	1982	201	837	8
Jerod Douglas	1995	211	1,114	8
Jonathan Golden	2002	112	392	8
Robert Griffin III	2010	149	635	8

PASSING – INDIVIDUAL

YARDS					
PLAYER	SEASON	ATT	CMP	PCT	YDS
1. Robert Griffin III	2011	369	267	.724	3,998
2. Robert Griffin III	2010	454	304	.670	3,501
3. Blake Szymanski	2007	461	264	.573	2,844
4. Shawn Bell	2006	383	241	.629	2,582
5. Cody Carlson	1986	287	157	.547	2,284

COMPLETIONS

PLAYER	SEASON	ATT	YDS	CMP
1. Robert Griffin III	2010	454	3,501	304
2. Robert Griffin III	2011	369	3,998	267
3. Blake Szymanski	2007	461	2,844	264
4. Shawn Bell	2006	383	1,582	241
5. Shawn Bell	2005	320	1,964	190

COMPLETION PCT MINIMUM 125 ATTEMPTS

PLAYER	SEASON	ATT	CMP	PCT
1. Robert Griffin III	2011	369	267	.724
2. Robert Griffin III	2010	454	304	.670
3. Shawn Bell	2006	383	241	.629
4. Nick Florence	2009	266	165	.620
5. Robert Griffin III	2008	267	160	.599

TOUCHDOWNS

PLAYER	SEASON	ATT	CMP	YDS	TD
1. Robert Griffin III	2011	369	267	3,998	36
2. Robert Griffin III	2010	454	304	3,501	22
Blake Szymanski	2007	461	264	2,844	22
4. Shawn Bell	2006	383	241	2,582	19
5. Terry Southall	1966	337	173	1,986	16

TD-INT RATIO

PLAYER	SEASON	TD	INT	PCT
1. Robert Griffin III	2011	36	6	6.000
Shawn Bell	2004	6	0	6.000
3. Robert Griffin III	2008	15	3	5.000
4. Robert Griffin III	2010	22	8	2.750
5. Adrian Burk	1949	14	6	2.333

PASSING – INDIVIDUAL

PASSING EFFICIENCY MINIMUM 100 ATTEMPTS									
PLAYER	SEASON	CMP	ATT	PCT	YDS	TD	INT	RATING	
1. Robert Griffin III	2011	267	369	.724	3,998	36	6	192.31	
2. Robert Griffin III	2010	304	454	.670	3,501	22	8	144.20	
3. Tom Muecke	1985	86	156	.551	1,448	11	10	143.55	
4. Cody Carlson	1983	98	180	.544	1,617	12	8	143.02	
5. Robert Griffin III	2008	160	267	.599	2,091	15	3	142.00	
6. Adrian Burk	1949	110	191	.576	1,428	14	6	138.30	
7. J.J. Joe	1992	88	189	.466	1,765	14	13	135.69	
8. Tom Muecke	1983	57	110	.518	838	8	4	132.54	
9. J.J. Joe	1991	109	206	.529	1,853	7	8	131.92	
10. Jeff Watson	1996	67	127	.528	858	10	3	130.77	

NOTE: Passing Efficiency is determined by the following formula – completion percentage plus (yards per attempt times 8.4) plus (percentage of attempts for touchdown times 3.3) minus (percentage of attempts times two).

RECEIVING – INDIVIDUAL

RECEPTIONS				
PLAYER	SEASON	YDS	AVG	REC
1. Kendall Wright	2011	1,572	15.56	101
2. Kendall Wright	2010	952	12.21	78
3. Reggie Newhouse	2002	1,140	15.20	75
4. Lawrence Elkins	1963	873	12.47	70
5. Kendall Wright	2009	740	11.21	66
6. Gerald McNeil	1983	1,034	16.68	62
7. Reggie Newhouse	2001	706	11.57	61
8. Brandon Whitaker	2007	425	7.33	58
9. Harlan Lane	1965	643	11.48	56
10. Dominique Zeigler	2004	536	9.75	55
Terrance Williams	2011	895	16.89	53
Tevin Reese	2011	811	17.63	46

YARDS

PLAYER	SEASON	REC	AVG	YDS
1. Kendall Wright	2011	101	15.56	1,572
2. Reggie Newhouse	2002	75	15.20	1,140
3. Gerald McNeil	1983	62	16.68	1,034
4. Kendall Wright	2010	78	12.21	952
5. Charles Dancer	1973	53	17.49	927
6. Terrance Williams	2011	53	16.89	895
7. Lawrence Elkins	1963	70	12.47	873
8. Lawrence Elkins	1964	50	17.02	851
9. Melvin Bonner	1991	34	24.59	836
10. Gerald McNeil	1982	52	15.81	822
Tevin Reese	2011	46	17.63	811

TOUCHDOWNS

PLAYER	SEASON	REC	YDS	TD
1. Kendall Wright	2011	101	1,572	13
2. Terrance Williams	2011	53	895	11
Melvin Bonner	1992	39	818	11
4. Lawrence Elkins	1963	70	873	8
Gerald McNeil	1983	62	1,034	8
Bruce Davis	1983	42	755	8
Reggie Newhouse	2001	61	706	8
Trent Shelton	2006	53	802	8
Thomas White	2007	34	475	8
Tevin Reese	2011	46	811	7

YARDS PER RECEPTION

PLAYER	SEASON	REC	YDS	AVG
1. Melvin Bonner	1991	34	836	24.59
2. Melvin Bonner	1992	39	818	20.97
3. Marvin Callies	1993	22	435	19.77
4. Matt Clark	1985	29	540	18.62
5. Glenn Pruitt	1984	32	586	18.31
6. Matt Clark	1986	23	418	18.17
7. Bruce Davis	1983	42	755	17.98
8. Tevin Reese	2011	46	811	17.63
9. Charles Smith	1952	21	370	17.62
10. Charles Dancer	1973	53	927	17.49

TOTAL OFFENSE – INDIVIDUAL

TOTAL PLAYS				
PLAYER	SEASON	RUSH	PASS	PLAYS
1. Robert Griffin III	2010	149	454	603
2. Robert Griffin III	2011	161	369	530
3. Blake Szymanski	2007	61	461	522
4. Robert Griffin III	2008	173	267	440
5. Shawn Bell	2006	27	383	410

TOTAL YARDS

PLAYER	SEASON	RUSH	PASS	YDS
1. Robert Griffin III	2011	644	3,998	4,642
2. Robert Griffin III	2010	635	3,501	4,136
3. Blake Szymanski	2007	98	2,844	2,942
4. Robert Griffin III	2008	843	2,091	2,934
5. Cody Carlson	1986	356	2,284	2,640

YARDS PER PLAY MINIMUM 100 PLAYS

PLAYER	SEASON	PLAYS	YDS	AVG
1. Robert Griffin III	2011	530	4,642	8.758
2. Cody Carlson	1983	209	1,577	7.545
3. Robert Griffin III	2010	603	4,136	6.859
4. Cody Carlson	1986	394	2,640	6.701
5. Robert Griffin III	2008	440	2,934	6.668

TD RESPONSIBILITY PASSING & RUSHING

PLAYER	SEASON	RUSH	PASS	TD
1. Robert Griffin III	2011	9	36	45
2. Robert Griffin III	2010	8	22	30
3. Robert Griffin III	2008	13	15	28
4. Blake Szymanski	2007	1	22	23
5. Don Trull	1963	10	12	22

SCORING – INDIVIDUAL

POINTS					
PLAYER	SEASONS	TD	FG	PAT	PTS
1. Wesley Bradshaw	1921	14	6	17	119
2. Aaron Jones	2010	0	19	46	103
3. Terrance Ganaway	2011	17	–	–	102
4. Steve Beard	1974	16	–	–	96
5. Aaron Jones	2011	–	9	67	94
6. Jack Wilson	1929	14	1	–	85
7. Kendall Wright	2011	13	–	–	78
Robert Griffin III	2008	13	–	–	78
9. Jeff Ireland	1989	–	18	21	75
10. Jarvis Van Dyke	1994	–	9	46	73
Terrance Williams	2011	11	–	–	66

* – two-point conversions

SINGLE-SEASON RECORDS CHARTS — BAYLOR

POINTS, KICKING

PLAYER	SEASONS	FG	PAT	PTS
1. Aaron Jones	2010	19	46	103
2. Aaron Jones	2011	9	67	94
3. Jeff Ireland	1989	18	21	75
4. Jarvis Van Dyke	1994	9	46	73
5. Ryan Havens	2005	16	22	70
6. Jarvis Van Dyke	1995	13	30	69
7. Marty Jimmerson	1981	15	23	68
8. Trey Weir	1992	10	36	66
9. Robert Bledsoe	1979	13	26	65
Terry Syler	1986	12	29	65
Ryan Havens	2006	11	32	65

PAT KICKS MADE

PLAYER	SEASONS	PCT	XPA	XPM
1. Aaron Jones	2011	.957	70	67
2. Jarvis Van Dyke	1994	1.000	46	46
Aaron Jones	2010	.979	47	46
4. Ben Parks	2008	.886	44	39
5. Trey Weir	1992	1.000	36	36

PAT KICKS ATTEMPTED

PLAYER	SEASONS	XPM	PCT	XPA
1. Aaron Jones	2011	67	.957	70
2. Aaron Jones	2010	46	.979	47
3. Jarvis Van Dyke	1994	46	1.000	46
4. Ben Parks	2008	39	.886	44
5. Trey Weir	1992	36	1.000	36
Kyle Atteberry	1996	35	.972	36

ALL-PURPOSE — INDIVIDUAL

TOTAL NET YARDS

PLAYER	SEASON	RU	REC	RET	YDS
1. Kendall Wright	2011	44	1,572	39	1,655
2. Jerod Douglas	1995	1,114	81	399	1,594
3. Terrance Ganaway	2011	1,347	52	0	1,399
4. Brandell Jackson	1993	899	91	357	1,347
5. Steve Beaird	1974	1,104	233	0	1,327
6. Jay Finley	2010	1,218	76	0	1,294
7. Rashad Armstrong	2003	1,074	216	0	1,290
8. Walter Abercrombie	1980	1,187	77	0	1,264
9. L.G. Dupre	1953	593	143	514	1,250
10. Matthew Williams	1970	711	1	513	1,225

RUSHING — TEAM

YARDS		
1.	3,266	1980
2.	2,722	1975
3.	2,641	1992
4.	2,604	1991
5.	2,586	1979
6.	2,581	2011
7.	2,537	1990
8.	2,530	2010
9.	2,457	1993
10.	2,452	1977

YARDS PER ATTEMPT

1.	5.41	2010
2.	4.93	2011
3.	4.90	2008
4.	4.75	1980
5.	4.63	1992
6.	4.57	1975
7.	4.54	1954
8.	4.44	1994
9.	4.41	1997
10.	4.38	1991

YARDS PER GAME

1.	296.9	1980
2.	247.5	1975
3.	240.1	1992
4.	236.7	1991
5.	235.1	1979
6.	230.6	1990
7.	223.4	1993
8.	223.1	1954
9.	222.9	1977
10.	219.0	1994
	215.1	2011

TOUCHDOWNS

1.	30	1980
	30	1993
3.	29	2011
	29	1991
	29	1994
	29	2008
7.	25	1954
	25	1995
	25	2010
10.	24	1983
	24	1992

PASSING — TEAM

YARDS		
1.	4,274	2011
2.	3,649	2010
3.	3,300	2006
4.	3,281	2007
5.	2,908	2009
6.	2,778	2002
7.	2,577	1986
8.	2,468	1983
9.	2,362	2001
10.	2,342	2004

YARDS PER GAME

1.	356.2	2011
2.	280.7	2010
3.	275.0	2006
4.	273.4	2007
5.	242.3	2009

ATTEMPTS

1.	561	2007
2.	510	2006
3.	471	2010
4.	437	2001
5.	431	2009
6.	400	2002
7.	395	2004
8.	392	2005
9.	391	2011
10.	363	1966

COMPLETIONS

1.	313	2010
2.	309	2007
3.	307	2006
4.	283	2011
5.	267	2009
6.	235	2004
7.	234	2001
8.	224	2002
9.	222	2005
10.	195	2003

COMPLETION PERCENTAGE

1.	72.38	2011
2.	66.45	2010
3.	61.95	2009
4.	60.20	2006
5.	59.49	2004

TOUCHDOWNS

1.	39	2011
2.	24	2006
3.	23	2007
	23	2010
5.	20	1983

TOTAL OFFENSE

TOTAL PLAYS

1.	939	2010
2.	915	2011
3.	901	1980
4.	892	1986
5.	859	2007
6.	853	1976
7.	847	2002
8.	846	2001
9.	840	1984
10.	823	1983

TOTAL YARDS

1.	6,855	2011
2.	6,179	2010
3.	4,848	1980
4.	4,827	1986
5.	4,552	1991

FIRST DOWNS

1.	344	2011
2.	309	2010
3.	254	1986
	254	1983
5.	237	2008

YARDS PER PLAY

1.	7.49	2011
2.	6.58	2010
3.	5.90	2008
4.	5.84	1992
5.	5.59	1991

YARDS PER GAME

1.	571.3	2011
2.	475.3	2010
3.	440.7	1980
4.	438.8	1986
5.	413.8	1991

CAREER RECORDS CHARTS – BAYLOR

RUSHING

ATTEMPTS				
PLAYER	SEASONS	YDS	AVG	ATT
1. Walter Abercrombie	1978-81	3,665	5.01	732
2. Alfred Anderson	1980-83	2,424	4.38	554
3. Jerod Douglas	1994-97	2,811	5.39	522
4. Robert Griffin III	2008-pres.	2,199	4.31	510
5. Darrell Bush	1997-00	2,249	4.47	503
6. Jay Finley	2007-10	2,660	5.56	478
7. Pinkie Palmer	1966-68	1,554	3.50	444
8. Eldwin Raphael	1987-90	1,921	4.42	435
9. Robert Strait	1990-93	1,856	4.34	428
10. Rashad Armstrong	2002-03	1,721	4.13	417

YARDS				
PLAYER	SEASONS	ATT	AVG	YDS
1. Walter Abercrombie	1978-81	732	5.01	3,665
2. Jerod Douglas	1994-97	522	5.39	2,811
3. Jay Finley	2007-10	478	5.56	2,660
4. Alfred Anderson	1980-83	554	4.38	2,424
5. Darrell Bush	1997-00	503	4.47	2,249
6. Dennis Gentry	1977, 79-81	414	5.39	2,231
7. Robert Griffin III	2008-pres.	510	4.31	2,199
8. David Mims	1989-92	364	5.66	2,060
9. Eldwin Raphael	1987-90	435	4.42	1,921
10. Robert Strait	1990-93	428	4.34	1,856
11. Terrance Ganaway	2009-pres.	343	5.37	1,842
12. Rashad Armstrong	2002-03	417	4.13	1,721
13. Paul Mosley	2003-06	408	4.21	1,718
14. Larry Hickman	1956-58	388	4.41	1,713
15. Pinkie Palmer	1966-68	444	3.50	1,554
16. Cleveland Franklin	1973-76	303	5.08	1,538
17. Jerry Coody	1951-53	345	4.45	1,536
18. Brandell Jackson	1992-94	290	5.11	1,482
19. Pat McNeil	1973-75	277	5.28	1,462
20. Steve Beaird	1973-74	335	4.33	1,449

TOUCHDOWNS				
PLAYER	SEASONS	ATT	YDS	TD
1. Alfred Anderson	1980-83	554	2,424	35
2. Robert Griffin III	2008-pres.	510	2,199	32
Robert Strait	1990-93	428	1,856	32
4. Walter Abercrombie	1978-81	732	3,665	24
5. Terrance Ganaway	2009-pres.	343	1,842	23

YARDS PER GAME				
PLAYER	SEASONS	YDS	G	YPG
1. Walter Abercrombie	1978-81	3,665	39	94.00
2. Jerod Douglas	1994-97	2,811	37	75.97
3. Steve Beaird	1973-74	1,449	20	72.45
4. Rashad Armstrong	2002-03	1,721	24	71.71
5. Gary Lacy	1972-73	1,335	22	60.68
6. Jay Finley	2007-10	2,660	46	57.83
7. Larry Hickman	1956-58	1,713	30	57.10
8. Darrell Bush	1997-00	2,249	40	56.23
9. Matthew Williams	1970-71	1,180	21	56.19
10. Robert Griffin III	2008-pres.	2,199	40	54.98

YARDS PER ATTEMPT MINIMUM 300 ATTEMPTS				
PLAYER	SEASONS	YDS	ATT	AVG
1. David Mims	1989-92	2,060	364	5.66
2. Jay Finley	2007-10	2,660	478	5.56
3. Dennis Gentry	1977, 79-81	2,231	414	5.39
4. Jerod Douglas	1994-97	2,811	522	5.39
5. Terrance Ganaway	2009-pres.	1,842	343	5.37
6. Cleveland Franklin	1973-76	1,538	303	5.08
7. Walter Abercrombie	1978-81	3,665	732	5.01
8. L.G. Dupre	1952-54	1,423	311	4.58
9. Darrell Bush	1997-00	2,249	503	4.47
10. Jerry Coody	1951-53	1,536	345	4.45

PASSING EFFICIENCY MINIMUM 300 ATTEMPTS

PLAYER	SEASONS	CMP	ATT	PCT	YDS	TD	INT	RATING
1. Robert Griffin III	2008-pres.	776	1159	.670	10,071	77	17	158.94
2. J.J. Joe	1990-93	347	665	.522	5,995	31	28	134.87
3. Shawn Bell	2003-06	559	914	.612	5,666	38	17	123.23
4. Adrian Burk	1948-49	172	312	.551	2,024	20	13	122.44
5. Cody Carlson	1983-86	366	705	.519	5,411	32	34	121.72
6. Tom Muecke	1982-85	240	487	.493	3,688	29	27	121.46
7. Aaron Karas	2001-04	321	543	.591	3,789	21	25	121.45
8. Don Trull	1961-63	299	537	.557	3,784	23	24	120.07
9. Jay Jeffrey	1980-81	183	360	.508	2,739	17	25	116.44
10. Jeff Watson	1994-97	425	802	.530	5,531	30	27	116.53

NOTE: Passing Efficiency is determined by the following formula — completion percentage plus (yards per attempt times 8.4) plus (percentage of attempts for touchdown times 3.3) minus (percentage of attempts times two).

10,000-YARD PASSERS / 2,000-YARD RUSHINGS QBs NCAA DIVISION I FBS HISTORY

PLAYER, TEAM	SEASONS	PASS	RUSH	TOTAL
1. Dan LeFevour, Central Michigan	2006-09	12,905	2,948	15,853
2. Colin Kaepernick, Nevada	2007-10	10,098	4,112	14,210
3. Robert Griffin III, Baylor	2008-pres.	10,071	2,199	12,270

100-YARD GAMES

PLAYER	SEASONS	ATT	YDS	100
1. Walter Abercrombie	1978-81	732	3,665	19
2. Jerod Douglas	1994-97	522	2,811	10
3. Jay Finley	2007-10	478	2,660	8
4. Alfred Anderson	1980-83	554	2,424	7
Robert Griffin III	2008-pres.	510	2,199	7

PASSING

YARDS					
PLAYER	SEASONS	ATT	CMP	PCT	YDS
1. Robert Griffin III	2008-pres.	1,159	776	.670	10,071

ATTEMPTS					
PLAYER	SEASONS	CMP	YDS	ATT	
1. Robert Griffin III	2008-pres.	776	10,071	1,159	

YARDS PER ATTEMPT MINIMUM 200 ATTEMPTS

PLAYER	SEASONS	ATT	YDS	YPA
1. J.J. Joe	1990-93	665	5,995	9.015
2. Robert Griffin III	2008-pres.	1,159	10,071	8.689
3. Cody Carlson	1983-86	705	5,411	7.675
4. Jay Jeffrey	1980-81	360	2,739	7.608
5. Tom Muecke	1982-85	487	3,688	7.573

COMPLETIONS

PLAYER	SEASONS	ATT	YDS	CMP
1. Robert Griffin III	2008-pres.	1,159	10,071	776

COMPLETION PCT MINIMUM 250 ATTEMPTS

PLAYER	SEASONS	ATT	CMP	PCT
1. Robert Griffin III	2008-pres.	1,159	776	.670

TOUCHDOWNS

PLAYER	SEASONS	YDS	INT	TD
1. Robert Griffin III	2008-pres.	10,071	17	77

TD-INT RATIO MINIMUM 15 TOUCHDOWNS

PLAYER	SEASONS	TD	INT	PCT
1. Robert Griffin III	2008-pres.	77	17	4.529

INTERCEPTION PERCENTAGE

MINIMUM 300 ATTEMPTS				
PLAYER	SEASONS	INT	ATT	PCT
1. Robert Griffin III	2008-pres.	17	1,159	.0147

RECEIVING

RECEPTIONS

PLAYER	SEASONS	YDS	AVG	REC
1. Kendall Wright	2008-pres.	3,913	13.26	295
2. Reggie Newhouse	1999-02	2,552	13.95	183
3. Dominique Zeigler	2003-06	1,923	11.58	166
4. Gerald McNeil	1980-83	2,651	16.26	163
5. Trent Shelton	2003-06	1,978	12.76	155
6. Lawrence Elkins	1962-64	2,094	14.54	144
7. Robert Quiroga	2000-03	1,478	11.28	131
8. Brandon Whitaker	2003-07	782	6.52	120
9. David Gettis	2006-09	1,555	13.41	116
10. Linear Sampson	2009-pres.	1,234	11.22	110
11. Terrance Williams	2009-pres.	1,440	14.55	99
12. Kalief Muhammad	1993-96	1,300	13.27	98
13. Melvin Bonner	1989-92	1,984	21.57	92
14. Tevin Reese	2010-pres.	1,212	13.32	91
Marques Roberts	2001-04	1,222	13.43	91

YARDS

PLAYER	SEASONS	REC	AVG	YDS
1. Kendall Wright	2008-pres.	295	13.26	3,913
2. Gerald McNeil	1980-83	163	16.26	2,651
3. Reggie Newhouse	1999-02	183	13.95	2,552
4. Lawrence Elkins	1962-64	144	14.54	2,094
5. Melvin Bonner	1989-92	92	21.57	1,984
6. Trent Shelton	2003-06	155	12.76	1,978
7. Dominique Zeigler	2003-06	166	11.58	1,923
8. David Gettis	2006-09	116	13.41	1,555
9. Matt Clark	1984-87	81	18.27	1,480
10. Robert Quiroga	2000-03	131	11.28	1,478
11. Terrance Williams	2009-pres.	99	14.55	1,440
12. Bruce Davis	1980-83	71	19.62	1,393
13. Charles Dancer	1972-73	87	15.98	1,390
14. Kalief Muhammad	1993-96	98	13.27	1,300
15. Linear Sampson	2009-pres.	110	11.22	1,234
16. Marques Roberts	2001-04	91	13.43	1,222
17. Tevin Reese	2010-pres.	91	13.32	1,212

TOUCHDOWNS

PLAYER	SEASONS	REC	YDS	TD
1. Kendall Wright	2008-pres.	295	3,913	29
2. Lawrence Elkins	1962-64	144	2,094	19
Melvin Bonner	1989-92	92	1,984	19
4. Gerald McNeil	1980-83	163	2,651	17
5. Terrance Williams	2009-pres.	99	1,440	15
Reggie Newhouse	1999-2002	183	2,552	15

CAREER RECORDS CHARTS – BAYLOR

TOTAL OFFENSE

TOTAL PLAYS

PLAYER	SEASONS	RUSH	PASS	PLAYS
1. Robert Griffin III	2008-pres.	510	1,159	1,669

TOTAL YARDS

PLAYER	SEASONS	RUSH	PASS	YDS
1. Robert Griffin III	2008-pres.	2,199	10,071	12,270

TD RESPONSIBILITY PASSING & RUSHING

PLAYER	SEASONS	RUSH	PASS	TD
1. Robert Griffin III	2008-pres.	32	77	109

SCORING

POINTS

PLAYER	SEASONS	TD	FG	PAT	PTS
1. Alfred Anderson	1980-83	36	0	* 2	220
2. Terry Syler	1985-88	0	38	101	215
3. Jeff Ireland	1988-91	0	45	78	213
4. Robert Bledsoe	1977-80	0	31	111	204
5. Aaron Jones	2010-pres.	0	28	113	197
Jarvis Van Dyke	1993-95	0	29	110	197
7. Robert Griffin III	2008-pres.	32	0	* 2	196
8. Robert Strait	1990-93	32	0	* 1	194
9. Kendall Wright	2008-pres.	31	0	* 1	188
10. Wesley Bradshaw	1921-22	NA	11	NA	182

* – two-point conversions

POINTS, KICKING

PLAYER	SEASONS	FG	PAT	PTS
1. Terry Syler	1985-88	38	101	215
2. Jeff Ireland	1988-91	45	78	213
3. Robert Bledsoe	1977-80	31	111	204
4. Aaron Jones	2010-pres.	28	113	197
Jarvis Van Dyke	1993-95	29	110	197

FIELD GOALS MADE

PLAYER	SEASONS	PCT	FGA	FGM
1. Jeff Ireland	1988-91	.563	80	45
2. Terry Syler	1985-88	.731	52	38
3. Robert Bledsoe	1977-80	.492	63	31
Marty Jimmerson	1981-84	.721	43	31
5. Jarvis Van Dyke	1993-95	.592	49	29
6. Aaron Jones	2010-pres.	.651	43	28
7. Ryan Havens	2003-06	.730	37	27
8. Matt Bryant	1997-98	.724	29	21
9. Bubba Hicks	1973-75	.625	32	20
10. Mike Conradt	1970-72	.576	33	19

FIELD GOALS ATTEMPTED

PLAYER	SEASONS	FGM	PCT	FGA
1. Jeff Ireland	1988-91	45	.563	80
2. Robert Bledsoe	1977-80	31	.492	63
3. Terry Syler	1985-88	38	.731	52
4. Jarvis Van Dyke	1993-95	29	.592	49
5. Aaron Jones	2010-pres.	28	.651	43
Marty Jimmerson	1981-84	31	.721	43
7. Ryan Havens	2003-06	27	.730	37
8. Mike Conradt	1970-72	19	.576	33
9. Bubba Hicks	1973-75	20	.625	32
10. Matt Bryant	1997-98	21	.724	29

ALL PURPOSE

TOTAL NET YARDS

PLAYER	SEASONS	RUSH	REC	KR	PR	YDS
1. Kendall Wright	2008-pres.	397	3,913	8	44	4,362
2. Gerald McNeil	1980-83	7	2,651	473	886	4,017
3. Jerod Douglas	1994-97	2,811	333	837	23	4,004
4. Walter Abercrombie	1978-81	3,665	335	0	0	4,000
5. Kalief Muhammad	1993-96	1,004	1,300	1,425	208	3,937
6. Jay Finley	2007-10	2,660	416	0	0	3,076
7. Alfred Anderson	1980-83	2,424	543	12	0	2,979
Dennis Gentry	1977-81	2,231	356	309	0	2,896
9. Del Shofner	1954-56	1,346	608	334	309	*2,814
10. Terrance Williams	2009-pres.	3	1,440	1,180	162	2,782

Note: Schofner's career total includes 217 interception return yards.

FIELD GOAL PERCENTAGE MINIMUM 8 MADE

PLAYER	SEASONS	FGM	FGA	PCT
1. Terry Syler	1985-88	38	52	.731
2. Ryan Havens	2003-06	27	37	.730
3. Matt Bryant	1997-98	21	29	.724
4. Marty Jimmerson	1981-84	31	43	.721
5. Carl Choate	1961-62	8	12	.667
6. Aaron Jones	2010-pres.	28	43	.651
7. Kenny Webb	2001-04	18	28	.643
8. Bubba Hicks	1973-75	20	32	.625
9. Jarvis Van Dyke	1993-95	29	49	.592
10. Ben Parks	2008-pres.	10	17	.588

PAT KICKS MADE

PLAYER	SEASONS	PCT	XPA	XPM
1. Aaron Jones	2010-pres.	.964	117	113
2. Robert Bledsoe	1977-80	.982	113	111
3. Jarvis Van Dyke	1993-95	.991	111	110
4. Terry Syler	1985-88	.971	104	101
5. Marty Jimmerson	1981-84	.967	91	88
6. Jeff Ireland	1988-91	.929	84	78
7. Hank Dickerson	1947-50	.684	98	67
8. Bubba Hicks	1973-75	.968	63	61
9. Ryan Havens	2003-06	.947	54	57
10. Ben Parks	2008-pres.	.903	62	56

PAT KICKS ATTEMPTED

PLAYER	SEASONS	XPM	PCT	XPA
1. Aaron Jones	2010-pres.	113	.966	117
2. Robert Bledsoe	1977-80	111	.982	113
3. Jarvis Van Dyke	1993-95	110	.991	111
4. Terry Syler	1985-88	101	.971	104
5. Hank Dickerson	1947-50	67	.684	98
6. Marty Jimmerson	1981-84	88	.967	91
7. Jeff Ireland	1988-91	78	.929	84
8. Bubba Hicks	1973-75	61	.968	63
9. Ben Parks	2008-pres.	56	.903	62
10. Ryan Havens	2003-06	54	.947	57

PAT KICK PERCENTAGE MINIMUM 35 MADE

PLAYER	SEASONS	XPM	XPA	PCT
1. Matt Bryant	1997-98	42	42	1.000
2. Jarvis Van Dyke	1993-95	110	111	.991
3. Robert Bledsoe	1977-80	111	113	.982
4. Kenny Webb	2001-04	51	52	.981
5. Terry Syler	1985-88	101	104	.971
6. Bubba Hicks	1973-75	61	63	.968
7. Marty Jimmerson	1981-84	88	91	.967
8. Aaron Jones	2010-pres.	113	117	.966
9. Carl Choate	1961-62	39	41	.951
10. Ryan Havens	2003-06	54	57	.947

DEFENSE

SACKS

PLAYER	SEASONS	SACKS
1. Daryl Gardener	1992-95	15.0
2. Scotty Lewis	1990, 92-94	14.0
3. James Francis	1986-89	13.5
Matthew Pearson	1991-92	13.5
5. John Garrett	2000-03	13.0
6. Santana Dotson	1988-91	12.0
Glenn Coy	1994-97	12.0
8. Albert Fontenot	1991-92	10.0
9. Jason Lamb	2006-09	9.5
10. Ray Berry	1983-86	9.0
Steve Strahan	1991-94	9.0
Khari Long	2001-04	9.0
Tevin Elliott	2010-pres.	8.0
Tracy Robertson	2008-pres.	7.5

CAREER RECORDS CHARTS – BIG 12

TOTAL OFFENSE

TOTAL PLAYS

PLAYER, SCHOOL	SEASONS	PLAYS
1. Brad Smith, MU	2002-05	2,283
2. Kliff Kingsbury, TTU	1999-02	2,156
3. Graham Harrell, TTU	2005-08	2,124
4. Colt McCoy, UT	2006-09	2,092
5. Chase Daniel, MU	2005-08	1,972
6. Bret Meyer, ISU	2004-07	1,923
7. Todd Reesing, KU	2006-09	1,796
8. Landry Jones, OU	2009-pres.	1,717
9. Robert Griffin III, BU	2008-pres.	1,669
10. Jerrod Johnson, TAMU	2007-10	1,425
Zac Robinson, OSU	2006-09	1,425

TOTAL YARDS

PLAYER, SCHOOL	SEASONS	YDS
1. Graham Harrell, TTU	2005-08	15,611
2. Colt McCoy, UT	2006-09	14,824
3. Chase Daniel, MU	2005-08	13,486
4. Brad Smith, MU	2002-05	13,088
5. Robert Griffin III, BU	2008-pres.	12,270
6. Kliff Kingsbury, TTU	1999-02	12,263
7. Landry Jones, OU	2009-pres.	11,961
8. Todd Reesing, KU	2006-09	11,840
8. Bret Meyer, ISU	2004-07	10,422
10. Zac Robinson, OSU	2006-09	10,175

PASSING

YARDS

PLAYER, SCHOOL	SEASONS	YDS
1. Graham Harrell, TTU	2005-08	15,793
2. Colt McCoy, UT	2006-09	13,253
3. Chase Daniel, MU	2005-08	12,515
4. Kliff Kingsbury, TTU	1999-02	12,429
5. Landry Jones, OU	2009-pres.	12,218
6. Todd Reesing, KU	2006-09	11,194
7. Robert Griffin III, BU	2008-pres.	10,071
8. Bret Meyer, ISU	2004-07	9,499
9. Brandon Weeden, OSU	2008-pres.	8,861
10. Brad Smith, MU	2002-05	8,799

ATTEMPTS

PLAYER, SCHOOL	SEASONS	ATT
1. Graham Harrell, TTU	2005-08	2,011
2. Kliff Kingsbury, TTU	1999-02	1,883
3. Colt McCoy, UT	2006-09	1,645
4. Chase Daniel, MU	2005-09	1,609
5. Landry Jones, OU	2009-pres.	1,603
6. Brad Smith, MU	2002-05	1,484
7. Todd Reesing, KU	2006-09	1,461
8. Bret Meyer, ISU	2004-07	1,414
9. Cody Hawkins, CU	2006-10	1,253
10. Robert Griffin III, BU	2008-pres.	1,159

COMPLETIONS

PLAYER, SCHOOL	SEASONS	CMP
1. Graham Harrell, TTU	2005-08	1,403*
2. Kliff Kingsbury, TTU	1999-02	1,231
3. Colt McCoy, UT	2006-09	1,157
4. Chase Daniel, MU	2005-08	1,094
5. Landry Jones, OU	2009-pres.	1,005
6. Todd Reesing, KU	2006-09	932
7. Brad Smith, MU	2002-05	835
8. Bret Meyer, ISU	2004-07	820
9. Robert Griffin III, BU	2008-pres.	776
10. Taylor Potts, TTU	2007-10	733

* – NCAA Record

COMPLETION PCT MINIMUM 100 ATT, 2 SEASONS

PLAYER, SCHOOL	SEASONS	PCT
1. Colt McCoy, UT	2006-09	70.3
2. Graham Harrell, TTU	2005-08	69.8
3. Brandon Weeden, OSU	2008-pres.	69.5
4. Chase Daniel, MU	2005-08	68.0
5. Sam Bradford, OU	2007-09	67.6
6. Robert Griffin III, BU	2008-pres.	67.0
7. Cody Hodges, TTU	2002-05	66.4
8. Taylor Potts, TTU	2007-10	66.3
9. Sonny Cumbie, TTU	2001-04	65.6
10. Kliff Kingsbury, TTU	1999-02	65.4

TOUCHDOWNS

PLAYER, SCHOOL	SEASONS	TD
1. Graham Harrell, TTU	2005-08	134
2. Colt McCoy, UT	2006-09	112
3. Chase Daniel, MU	2005-08	101
4. Kliff Kingsbury, TTU	1999-02	95
5. Landry Jones, OU	2009-pres.	92
6. Todd Reesing, KU	2006-09	90
7. Sam Bradford, OU	2007-09	86
8. Jason White, OU	2000-04	81
9. Robert Griffin III, BU	2008-pres.	77
10. Brandon Weeden, OSU	2008-pres.	72

INTERCEPTION PERCENTAGE

PLAYER, SCHOOL	SEASONS	PCT
1. Robert Griffin III, BU	2008-pres.	1.5
2. Stephen McGee, TAMU	2005-08	1.6
3. Graham Harrell, TTU	2005-08	1.7
4. Shawn Bell, BU	2003-06	1.9
Scott Frost, NU	1996-97	1.9
Zebbie Lethridge, TTU	1996-97	1.9
7. Kliff Kingsbury, TTU	1999-02	2.1
Brian Kavanagh, KSU	1996	2.1
Brannndon Stewart, TAMU	1996-98	2.1

RECEIVING

RECEPTIONS

PLAYER, SCHOOL	SEASONS	REC
1. Ryan Broyles, OU	2008-pres.	349
2. Taurean Henderson, TTU	2002-05	303
3. Kendall Wright, BU	2008-pres.	295
4. Rashaun Woods, OSU	2000-03	293
5. Wes Welker, TTU	2000-03	259
6. Jordan Shipley, UT	2006-09	248
7. Chase Coffman, MU	2005-08	247
8. Justin Blackmon, OSU	2008-pres.	244
9. Roy Williams, UT	2000-03	241
10. Detron Lewis, TTU	2007-10	238

YARDS

PLAYER, SCHOOL	SEASONS	YDS
1. Ryan Broyles, OU	2008-pres.	4,586
2. Rashaun Woods, OSU	2000-03	4,414
3. Kendall Wright, BU	2008-pres.	3,913
4. Roy Williams, UT	2000-03	3,866
5. Justin Blackmon, OSU	2008-pres.	3,378
5. Mark Clayton, OU	2001-04	3,231
6. Dezmon Briscoe, KU	2007-09	3,235
7. Jordan Shipley, UT	2006-09	3,191
8. Michael Crabtree, TTU	2007-08	3,127
9. Todd Blythe, ISU	2004-07	3,096
10. Wes Welker, TTU	2000-03	3,069

TOUCHDOWNS

PLAYER, SCHOOL	SEASONS	TD
1. Ryan Broyles, OU	2008-pres.	45
2. Rashaun Woods, OSU	2000-03	42
3. Michael Crabtree, TTU	2007-08	41
4. Justin Blackmon, OSU	2008-pres.	37
4. Roy Williams, UT	2000-03	36
5. Jordan Shipley, UT	2006-09	33
Jeff Fuller, TAMU	2008-pres.	33
7. Lyle Leong, TTU	2007-10	32
8. Mark Clayton, OU	2001-04	31
Todd Blythe, ISU	2004-07	31
Dezmon Briscoe, KU	2007-09	31
Kendall Wright, BU	2008-pres.	29



RG3 / 10 ROBERT GRIFFIN III

RG3 QUOTES

“ALLOW ME TO INTRODUCE THE HEISMAN VOTERS TO ROBERT GRIFFIN III”
– *Trey Wingo, ESPN*

“MICHAEL VICK WON'T LIKE IT, BUT GREATEST ATHLETE PLAYING QUARTERBACK IN FOOTBALL IN THE COUNTRY”
– *Rod Gilmore, ESPN*

“UNSTOPPABLE...A TERRELLE PRYOR WITH TOUCH...AND BRAINS”
– *Dennis Dodd, CBSSports.com*

“GET READY TO CRANK UP THE HEISMAN MACHINE FOR ROBERT GRIFFIN III...CLASSY, CLASSY KID”
– *Kirk Herbstreit, ESPN*

“SIMPLY, THERE IS NOT A MORE EXCITING FOOTBALL PLAYER IN THE COUNTRY, AND THERE ISN'T A BETTER QUARTERBACK IN THE STATE OF TEXAS. (THAT INCLUDES SCHAUB AND ROMO)...”
– *Jerome Solomon, Houston Chronicle*

“THE BACK OF GRIFFIN'S BAYLOR JERSEY IS STITCHED 'GRIFFIN III.' IT OUGHT TO READ: 'GRIFFIN !!!'”
– *John McGrath, The News Tribune*

“THIS KID WILL WIN THE HEISMAN THIS YEAR IF VOTERS PICK THE BEST PLAYER IN COLLEGE FOOTBALL, BECAUSE THAT'S HIM.”
– *Greg Doyle, CBSSports.com*

“AS EXCITING AS THERE IS IN COLLEGE FOOTBALL”
– *Bob Davie, ESPN*

“ABSOLUTELY AMAZING”
– *Mack Brown, Texas head coach*

“FASTEST MAN TO EVER PLAY QUARTERBACK IN COLLEGE FOOTBALL”
– *Bruce Feldman, ESPN.com*

“THIS KID IS ALMOST TOO GOOD TO BELIEVE”
– *Matt Millen, ESPN*

“MIGHT JUST BE THE BEST ATHLETE EVER TO PLAY QUARTERBACK IN COLLEGE FOOTBALL”
– *Michael David Smith, Fanhouse.com*

“ONE OF THE GREATEST I HAVE EVER SEEN AS A PLAYER AND A COACH”
– *David Bailiff, Rice head coach*

“PROBABLY AS GOOD A QUARTERBACK AS THERE IS IN THE UNITED STATES AT ANY LEVEL WITH THE NUMBERS HE HAS...HE'S JIM THORPE ALL OVER AGAIN BUT WITH A HECK OF A LOT MORE SPEED.”
– *Bill Snyder, Kansas State head coach*

“HE'S MORE ATHLETIC ANYBODY WE'VE SEEN...HE'LL CAUSE SOME SLEEPLESS NIGHTS FOR A COACH, I'LL TELL YOU THAT MUCH.”
– *Bo Pelini, Nebraska head coach*

“FIND THE CREATE-A-PLAYER OPTION IN YOUR FAVORITE VIDEO GAME AND MAX OUT EVERY ATTRIBUTE. THAT'S GRIFFIN.”
– *Austin Meek, Topeka Capital-Journal*

“I CAN'T IMAGE THERE'S A BETTER OVERALL QUARTERBACK IN THE COUNTRY. HE'S GOT THE HEIGHT OF (TIM) TEBOW AND HE'S GOT THE ATHLETIC ABILITY OF (MICHAEL) VICK.”
– *Tommy Tuberville, Texas Tech head coach*

HONORS

- REGULAR SEASON**
HEISMAN TROPHY WINNER
DAVEY O'BRIEN AWARD WINNER
NATIONAL PLAYER OF THE YEAR
(AP, SPORTING NEWS, YAHOO!RIVALS)
NATIONAL OFFENSIVE PLAYER OF THE YEAR
(FOXSPORTSNEXT.COM)
CONSENSUS ALL-AMERICAN
ACADEMIC ALL-AMERICAN, SECOND TEAM (CoSIDA)
WALTER CAMP AWARD, MANNING AWARD, JOHNNY UNITAS GOLDEN ARM AWARD AND WUERFEL TROPHY FINALIST
MAXWELL AWARD SEMIFINALIST
2011 ALLSTATE AFCA GOOD WORKS TEAM
BIG 12 PLAYER OF THE YEAR (RIVALS)
BIG 12 OFFENSIVE PLAYER OF THE YEAR (COACHES, AP, CBS, DMN, FWST, KCS, SAEN, WITH)
"PEOPLE'S HEISMAN" (SI.COM)
ACADEMIC ALL-DISTRICT VII (CoSIDA)
ACADEMIC ALL-BIG 12, 1ST TEAM
ALL-AMERICA PLAYER OF THE WEEK, SEPT. 4, NOV. 23 (AT&T)
NATIONAL PLAYER OF THE WEEK
SEPT. 4, NOV. 20 (RIVALS); SEPT. 4 (HEISMANPUNDIT.COM)
NATIONAL OFFENSIVE PLAYER OF THE WEEK,
SEPT. 4, NOV. 20 (WALTER CAMP)
NATIONAL IMPACT PERFORMER OF THE WEEK,
SEPT. 4, SEPT. 28, NOV. 9, NOV. 23, DEC. 5 (CAPITAL ONE CUP)
BIG 12 OFFENSIVE PLAYER OF THE WEEK, SEPT. 6, NOV. 21, DEC. 5

RG3 NOTES

- First Baylor player to win Heisman Trophy
- 10th Consensus All-America player in program history
- Leads nation in passing efficiency (192.31) and points responsibility (22.67), 2nd in total offense (386.83), 4th in passing TDs (36), 5th in completion pct. (72.36) & 6th in passing yards (3,998).
- 1 of 3 players in FBS history with 10,000+ passing yards & 2,000+ rushing yards (Dan LeFevour & Colin Kaepernick)
- On pace to break NCAA season pass efficiency record
- Owns or shares 51 Baylor records
- Broke own school record for passing yards (479) and yards total offense (551) in win over No. 5 Oklahoma
- Passed for 320 yards and 2 TDs, scored 2 more TDs rushing in 48-24 win over No. 22 Texas – then-nation's No. 9 defense
- Threw for then-school-record 430 yards Oct. 15 at Texas A&M – also threw for 425 yards at Oklahoma State and 406 yards in win over Missouri, giving him 3 straight 400+ yard passing games
- Has 5 of 9 400-yard passing games in Baylor history
- Recorded reception on third-and-long on eventual game-winning drive in upset win of TCU in season opener
- 4th-year junior, dual-threat quarterback made successful comeback from season-ending knee surgery to earn 2010 All-Big 12 honors
- Baylor career leader in 16 categories
- Big 12 leader in career INT percentage
- Ranks 5th in Big 12 history in total offense yards, 6th in completion percentage, 7th in passing yards, 9th in passing TDs
- 73 career passes of 30+ yards, accumulating 3,425 yards
- Has accounted for at least 3 TDs in 10 of 12 games this season
- Threw 170 consecutive attempts without an INT until throwing a fourth-quarter interception at Kansas State
- Went more than a year between interceptions at home (Nov. 20, 2010 - Dec. 3, 2011) – 215 pass attempts at home without INT
- Career TD-INT ratio is 77-17 (4.53, best in school history)
- 39 career starts, second-most on team
- Earned freshman All-America and Big 12 top freshman honors (as 18-year-old) in 2008
- Been referred to as fastest QB in college football history
- World-class hurdler
- Earned All-America status in outdoor T&F during spring 2008 (early enrollee) before freshman season of football
- Selected to Texas UIL All-Century Boys Track and Field prep team in May 2010
- 2010 & 2011 Academic All-District and Academic All-Big 12 1st team
- 7-time Big 12 Commissioner's Honor Roll & 3-time Dean's List honoree
- Graduated from Baylor in December 2010 with degree in political science, three years after enrolling at Baylor

RECORDS

- NCAA RECORDS**
 Consecutive pass attempts without INT to start career: 209
- BIG 12 RECORDS**
 Interception pct.-career (1.5), passing yards per attempt-season (10.83)
- SCHOOL RECORDS**
Rushing (7): Rushing yards by freshman, rushing yards by QB, rushing yards per attempt (game), rushing TDs by QB (season/career), 100-yard rushing games by QB (season/career)
Passing (31): Consecutive attempts without INT (season/career), Pass efficiency (season/career), Passing yards (game/season/career), 200-yard games (season/career), 300-yard games (season/career), Consecutive 300-yard games, 400-yard games (season/career), Consecutive 400-yard games, Attempts (career), Completions (season/career), Longest pass from scrimmage, Completion percentage (game/season/career), Passing TDs (season/career), TD-INT ratio (career), INT percentage (career), Consecutive games with TD (season/career)
Total Offense (13): Total plays (game/season/career), total yards (game/season/career), total yards by freshman/sophomore/junior (season), yards-per-play (career), TD responsibility (game/season/career)

CAREER STATISTICS

PASSING							
YEAR	G/GS	CMP	ATT	PCT	YDS	INT	TD
2008	12/11	160	267	59.9	2091	3	15
2009	3/3	45	69	65.2	481	0	4
2010	13/13	304	454	67.0	3,501	8	22
2011	12/12	267	369	72.4	3,998	6	36
CAREER	40/39	776	1,159	67.0	10,071	17	77

RUSHING					
YEAR	G/GS	ATT	TD	AVG	TD
2008	12/11	173	843	4.9	13
2009	3/3	27	77	2.9	2
2010	13/13	149	635	4.3	8
2011	12/12	161	644	4.0	9
CAREER	40/39	510	2,199	4.3	32

CAREER BESTS

- PASSING**
 Attempts: 50 at Oklahoma State (10/29/11)
 Completions: 33 at Oklahoma State (10/29/11)
 Yards: 479 vs. Oklahoma (11/19/11)
 Touchdowns: 5, three times
 Longest Pass: 94 vs. Kansas (10/2/10)
- RUSHING**
 Attempts: 24 vs. Iowa State (10/8/11)
 Yards: 217 vs. Washington State (9/12/08)
 Touchdowns: 2, seven times
 Longest Rush: 71 vs. Texas A&M (11/13/10)
- TOTAL OFFENSE**
 Yards: 551 vs. Oklahoma (11/19/11)
 Touchdowns Produced: 6 vs. Rice (9/24/11)

PLAYER SPOTLIGHTS

74 • PHILIP BLAKE C

6-3 • 320 • Sr. • 2L • Toronto, Ontario

- 2nd team Midseason All-Big 12 (*Phil Steele*)
- Started all 37 games in Baylor career – longest streak on team and 3rd-highest total starts on team
- Totaled team-leading 86 knockdowns through 12 games
- Led team in knockdowns and grade in 6 of last 7 games
- Averaging team-leading 85.7% coaches grade through 12 games;
- Led BU with team season-highs of 10 knockdowns and 91% coaches grade in win over then-No. 22 Texas
- Led team with 8 knockdowns in first 2 games & 91% grade vs. SFA
- Started all 12 games at RT in 2009, then moved to center
- Leads o-line that ranks 2nd in Big 12 and 18th nationally in rushing offense (215.1)
- O-Line has allowed only 25 sacks in 915 offensive plays this season
- Named to 2011 preseason Rimington Trophy watch list
- Preseason All-Big 12 selection by *Blue Ribbon, Rivals.com, Sports Illustrated, Lindy's, Phil Steele* and *Athlon Sports*
- Named 1st-team All-Texas in *Dave Campbell's Texas Football* preseason publication
- Selected 23rd overall in 2011 CFL Canadian Draft by Montreal Alouettes
- Graduated from Baylor in August 2011 with a degree in sociology

9 • CHANCE CASEY CB/S

5-11 • 185 • Jr. • 2L • Crosby, Texas

- 3rd Team Midseason All-Big 12 (*Phil Steele*)
- Third-year junior has started 20 games at cornerback, two at safety
- Sat out last three games with injury
- 13th in Big 12 with 0.75 passes defended per game
- T-29th in Big 12 with 6.0 tackles per game
- Tied for 2nd on team with 6 PBUs, ranks 6th with 40 solo tackles
- Tied for team lead with 6 tackles in first start as safety at OSU
- Had game-high 10 tackles and 2 PBUs at Kansas State
- Led team with career-high 10 tackles (9 solo) in win vs. TCU; also had PBU and forced fumble
- Named preseason third-team All-Big 12 by *Phil Steele*
- Former All-Big 12 freshman honoree as true freshman in 2009
- Runs for Baylor track team, former state champion prep hurdler
- Earned Baylor's Off-Season MVP Award
- Earned All-Big 12 honors in 400-meter hurdles at 2011 outdoor track and field championships

CAREER STATISTICS

DEFENSE

YEAR	G/GS	UT	AT	TT	TFL-YD	QBS-YD	FF/FR	PBU	INT-YD
2009	12/6	22	14	36	1.0-3	0.0-0	0/0	4	2-66
2010	10/9	38	10	48	2.5-6	0.0-0	1/0	4	1-7
2011	8/7	40	8	48	0.0-0	0.0-0	1/0	6	0-0
Career	30/22	100	32	131	3.5-9	0.0-0	2/0	14	3-73

CAREER BESTS

Tackles: 10 vs. TCU (9/2/11); at Kansas State (10/1/11)

Solo Tackles: 9 vs. TCU (9/2/11)

Interceptions: 1, three times

Passes Broken Up: 3 vs. Kent State (10/3/09)

Touchdowns: 1 vs. Northwestern State (9/26/09)

4 • ELLIOT COFFEY LB

6-0 • 235 • Sr. • 3L • Sugar Land, Texas

- 5th-year senior, starting middle linebacker
- Quarterback of defense, calls defensive plays
- T-2nd on team with 99 tackles and 4th with 2 INT, also has 4 PBU
- Ranked T-7th in Big 12 with 8.2 tackles per game, and one of three BU players in league's top eight (Sam Holl T-3rd, Mike Hicks T-7th)
- Notched 9 tackles (4 solo) in win over then-No. 22 Texas
- Tied team-high with 9 tackles, including FF, and 0.5 TFL in win over Texas Tech
- Recorded 200th career tackle in win over Texas Tech
- Had 12 tackles, including TFL, and PBU in win over No. 5 Oklahoma
- Named Big 12 Defensive Player of Week (Nov. 14) after he had 2 interceptions, 10 tackles and TFL in win at Kansas
- Had 11 tackles (10 solo) and forced fumble in win over Missouri
- Recovered fumble and returned 22 yards at OSU
- Had game-high 13 tackles at Texas A&M
- Had 8 tackles, including 0.5 sack vs. Iowa State
- Tied game-high with 10 tackles and had 1 PBU at KSU
- Had 2 of team's 3 tackles for loss in win vs. TCU
- Father, Ken, played safety for Washington Redskins
- Graduated in May 2011 with degree in speech communication

CAREER STATISTICS

DEFENSE

YEAR	G/GS	UT	AT	TT	TFL-YD	QBS-YD	FF/FR	PBU	INT-YD
2007	—	—	—	—	—	—	—	—	—
2008	12/0	8	6	14	1.0-1	0.0-0	0/0	1	0-0
2009	12/0	18	17	35	2.0-10	1.0-8	1/0	2	1-0
2010	10/9	33	28	61	4.5-9	0.0-0	0/0	2	1-1
2011	12/12	50	49	99	5.0-14	0.5-4	2/1	4	2-34
Career	46/21	109	100	209	11.5-34	1.5-12	3/1	9	3-35

CAREER BESTS

Tackles: 13 vs. Texas Tech (10/9/10); at Texas A&M (10/15/11)

Solo Tackles: 11 vs. Texas Tech (10/9/10)

Interceptions: 2 at Kansas (11/12/11)

Passes Broken Up: 1, nine times

6 • AHMAD DIXON NB

6-0 • 200 • So. • 1L • Waco, Texas

- Second-year sophomore defensive back, starter at nickelback position
- 4th on team with 81 tackles, also has INT, 3.5 TFL and 3 PBU
- Leads team with 3 fumble recoveries
- T-18th in Big 12 with 6.8 tackles per game
- 1 of 4 defensive players to start all 12 games this season
- Picked up team-leading 3rd FR and had 5 tackles in win over Texas
- Had 8 tackles (5 solo) in win over Texas Tech
- Had 8 tackles, TFL, FR, PBU & QB hurry in win over No. 5 Oklahoma
- Posted 9 tackles and had fumble recovery in win over Missouri
- Had career-high 11 tackles at Texas A&M
- Posted 6 tackles, including 1.5 TFL vs. Iowa State
- Had then-career-high 9 tackles and 6-yard TFL at KSU
- Led team with 9 tackles and returned 1st career interception 55 yards for TD vs. Rice
- Made 1st career start and had 5 tackles against TCU
- Made switch from safety to hybrid nickel position during spring drills
- Played 11 of 13 games in highly-publicized true freshman season at hometown college
- Former prep All-America from nearby Midway High School
- Baylor's highest-rated signee in recent memory (No. 15 national recruit by ESPN 150)

CAREER STATISTICS

DEFENSE

YEAR	G/GS	UT	AT	TT	TFL-YD	QBS-YD	FF/FR	PBU	INT-YD
2010	11/0	11	5	16	0.0-0	0.0-0	1/0	0	0-0
2011	12/12	52	29	81	3.5-14	0.0-0	0/3	3	1-55
Career	23/12	63	34	97	3.5-14	0.0-0	1/3	3	1-55

CAREER BESTS

Tackles: 11 at Texas A&M (10/15/11)

Solo Tackles: 6, three times

Interceptions: 1 vs. Rice (9/24/11)

Touchdowns: 1 vs. Rice (9/24/11)

18 • TEVIN ELLIOTT DE

6-3 • 250 • So. • 1L • Mount Pleasant, Texas

- Third-year sophomore d-lineman earned All-Big 12 honorable-mention and Big 12 All-Freshman honors last season
- Leads team with 17.0 career tackles for loss
- Tied for team lead, t-18th in Big 12 with 8.0 TFL (37 yds) this year
- 3rd on team and t-20th in Big 12 with 3.0 sacks on season
- Had 5 tackles (4 solo) and TFL in win over Texas Tech
- Had sack, 2.0 TFL and QBH that led to interception in win at KU
- Intercepted pass on Texas A&M's opening drive at BU 27-yd line
- Has 2 of team's 9 fumble recoveries (86 return yards) and 1 of 8 forced fumbles on season
- In 1st start of season, had 1.5 sacks, 5 tackles, PBU and 86-yard fumble return TD vs. ISU
- Delivered jarring hit on kickoff coverage against Rice, forcing and recovering fumble to give Baylor possession at Rice 21-yard line
- Had 0.5 sack and 1.5 tackles for loss vs. SFA
- Sat out spring recovering from shoulder injury
- Named to *Phil Steele's* 2010 Postseason All-Freshman 3rd team
- Also earned 2010 3rd-team Freshman All-America honors from *CollegeFootballNews.com*
- Selected 2011 preseason All-Big 12 by *Blue Ribbon, Lindy's, Phil Steele* and *Athlon Sports*
- Named 1st-team All-Texas by *Dave Campbell's Texas Football* preseason publication

CAREER STATISTICS

DEFENSE

YEAR	G/GS	UT	AT	TT	TFL-YD	QBS-YD	FF/FR	PBU	INT-YD
2009	—	—	—	—	—	—	—	—	—
2010	13/6	24	12	36	9.0-55	5.0-42	2/0	2	0-0
2011	12/5	18	10	27	8.0-37	3.0-23	1/1	1	1-0
Career	25/11	41	22	63	17.0-92	8.0-65	3/1	3	1-0

CAREER BESTS

Tackles: 8 vs. Sam Houston State (9/4/10)

Solo Tackles: 7 vs. Sam Houston State (9/4/10)

Sacks: 2 vs. Kansas (10/2/10)

Quarterback Hurries: 2 vs. K-State (10/23/10); at Kansas (11/12/11)

Touchdowns: 1 vs. Iowa State (10/8/11)

Interceptions: 1 at Texas A&M (10/15/11)

PLAYER SPOTLIGHTS

24 • TERRANCE GANAWAY RB

6-0 • 240 • Sr. • 2L • DeKalb, Texas

- 3rd Team Midseason All-Big 12 (*Phil Steele*)
- Senior in 3rd season at Baylor (former transfer from Houston)
- Leads team with school single-season records of 1,347 rushing yards and 16 rushing TDs
- T-3rd in Big 12 with 5 100-yard rushing games this season
- 2nd in Big 12, 15th nationally with 112.3 rushing ypg
- 3rd in Big 12 among non-kickers with 8.5 points per game
- Rushed for 152 yards and two TDs in win over then-No. 22 Texas to set single-season rushing yardage record with 1,347 yards
- Recorded 6th 200+ yard rushing game in program history with 42 carries for 246 yards and 2 TDs in win over Texas Tech
- Set BU single-game record 42 carries against Texas Tech
- Scored 2 TDs in win over Texas Tech to set BU single-season rushing TD record with 14th of season
- Became BU's 8th 1,000-yard rusher with 246 yards against TCU
- Recorded 5th 200+ yard rushing game in program history when he carried 23 times for 200 yards and 3 TDs vs. ISU
- Has only two 200+ rushing performances in Big 12 Conference games this season
- 30th player in program history with 1,000 career rushing yards at BU
- 11th in program history with 1,842 career rushing yards
- Had 16 carries for 60 yards & 2 TDs in win over No. 5 Oklahoma
- Ran 12 times for 186 yards and 2 TDs in win over Missouri
- Carried 23 times for team-leading 88 yards and TD at OSU
- 4-yr TD run in 3rd QTR cut Baylor's deficit to 34-28 at Texas A&M
- Rushed for 80+ yards and TD in each of first 3 games in 2011
- Carried 18 times for 89 yards and TD vs. Rice; also had 2 receptions for 15 yards and 1st-career receiving TD
- Ran 9 times for team-high 85 yards, including 41-yard TD vs. SFA
- Made 2nd career start and rushed career-high 24 times for career-best 120 yards and TD in season-opening win over TCU
- Has squatted 630 pounds, benched 415 pounds and hang-cleaned 410 pounds, 24 reps in 225-pound bench press
- 2-time Dean's List and 4-time Big 12 Commissioner's Honor Roll selection
- Graduated from Baylor in Dec. 2010 with degree in general studies
- Traveled to Kenya for mission trip with Baylor student-athletes in May 2010 and again in May 2011.
- 1st-team Academic All-District VI from ESPN/CoSIDA in 2010
- Honored as 1st-team Academic All-Big 12 member in 2010
- Turned in one of most memorable plays of year with onside kick return for TD vs. Texas Tech in 2010 (online clip on YouTube has more than 4.3 million views)

CAREER STATISTICS

RUSHING – BAYLOR ONLY

YEAR	G/GS	ATT	YD	AVG	TD
2009	12/1	68	200	2.9	5
2010	13/0	46	295	6.4	2
2011	12/11	229	1,347	5.9	16
Career	37/12	343	1,847	5.4	23

RECEIVING – BAYLOR ONLY

YEAR	G/GS	REC	YD	AVG	TD
2009	12/1	2	37	18.5	0
2010	13/0	4	44	11.0	0
2011	12/11	6	52	8.7	1
Totals	37/12	12	133	11.1	1

CAREER BESTS

RUSHING

- Attempts: 42 vs. Texas Tech (11/27/11)
- Yards: 246 vs. Texas Tech (11/27/11)
- Touchdowns: 3 vs. Northwestern State (9/26/09); vs. ISU (10/8/11)
- Longest Rush: 80 vs. Missouri (11/5/2011)

RECEIVING

- Receptions: 2 vs. Sam Houston State (9/4/10); vs. Rice (9/24/11)
- Yards: 24 vs. Texas Tech (11/28/09); vs. Sam Houston State (9/4/10)
- Longest Reception: 24 vs. Texas Tech (11/28/09)
- Touchdowns: 1 vs. Rice (9/24/11)

79 • ROBERT T. GRIFFIN RG

6-6 • 330 • Sr. • 1L • Eules, Texas

- Honorable Mention Midseason All-American (*Phil Steele*)
- 1st Team Midseason All-Big 12 (*Phil Steele*)
- Big, aggressive 2nd-year offensive lineman, returning starter at RG
- 2nd on team with 67 knockdowns through 12 games
- Started 11 of 12 games this season
- Averaging 81.6% coaches grade through 12 games – 4th on team
- Anchors o-line that ranks 2nd in Big 12 and 18th nationally in rushing offense (215.1)
- O-Line has allowed only 25 sacks in 915 offensive plays this season
- Earned 80% coaches grade or better and posted at least 5 knockdowns in 9 of 12 games this season
- Led team in knockdowns 3 straight games, including one of only three 9-knockdown games by any o-lineman vs. SFA
- Named preseason All-Big 12 by *Phil Steele*
- JuCo transfer enrolled in Jan. 2010 and participated in spring drills
- No relation to quarterback Robert Griffin III

17 • MIKE HICKS S

5-11 • 195 • Jr. • 2L • China Spring, Texas

- 2nd Team Midseason All-Big 12 (*Phil Steele*)
- Third-year junior, starter in all 12 games at safety this season
- T-2nd on team with 99 tackles, 7th in Big 12 at 8.2 tackles per gm
- 2nd on team with 3 interceptions, t-7th in Big 12 with .25 per game
- 2nd in Big 12 in tackles per game among non-linebackers (8.2)
- Notched 10 tackles (7 solo) in win over then-No. 22 Texas
- Had 7 tackles and first-career FR in 3Q of win over Texas Tech
- Recorded 12 tackles and 2 PBUs in win over No. 5 Oklahoma
- Had 7 tackles, 0.5 TFL, INT and PBU at Kansas
- Posted career-best 13 tackles and had TFL in win vs. Missouri
- Had then-career-high 12 tackles at Texas A&M
- Had Baylor's first 2 interceptions of season, 1 in each of first 2 games
- Recorded 8 tackles (7 solo) and PBU in win vs. Iowa State
- Returned interception 28 yards and had tackle for loss vs. SFA
- Had game-clinching interception with 2 seconds remaining and tied for team lead with 10 tackles in win vs. TCU
- Made 1st career start vs. TCU. Played 23 games in first 2 seasons as reserve safety and special teams regular
- From nearby China Spring, Texas

CAREER STATISTICS

DEFENSE

YEAR	G/GS	UT	AT	TT	TFL-YD	QBS-YD	FF/FR	PBU	INT-YD
2009	10/0	19	10	29	0.0-0	0.0-0	0/0	2	0-0
2010	13/0	20	8	28	1.0-1	0.0-0	0/0	3	1-2
2011	12/12	68	31	99	2.5-8	0.0-0	0/1	4	3-39
Career	35/12	107	49	156	3.5-9	0.0-0	0/1	9	4-41

CAREER BESTS

- Tackles: 13 vs. Missouri (11/5/11)
- Solo Tackles: 10 vs. Missouri (11/5/11)
- Interceptions: 1, four times
- Passes Broken Up: 2 vs. Oklahoma (11/19/11)

25 • SAM HOLL S

6-1 • 200 • So. • 1L • Katy, Texas

- 2nd-year sophomore, starting down safety in 9 of 12 games this year
- Leads on team with 102 tackles, 3rd in Big 12 with 8.5 per game
- Leads Big 12 in tackles among non-linebackers (8.5/102)
- 76 of 102 tackles this season are solo, most solo tackles on team
- 2nd in Big 12 with 10.2 tackles per game in conference play
- Earned first-career Big 12 Defensive Player of the Week honor with game-high 16 tackles and 2 INTs in win over then-No. 22 Texas
- Had game-high 16 tackles & PBU in win over No. 5 Oklahoma
- 21 tackles at Kansas tied 10th-most in single game in BU history
- Had 10 tackles and TFL in win against Missouri
- Led team with career-high 11 tackles (9 solo) vs. Iowa State
- Had 1st career interception and career-high 9 tackles at K-State
- Had then-career-high 4 tackles vs. TCU and again vs. SFA

CAREER STATISTICS

DEFENSE

YEAR	G/GS	UT	AT	TT	TFL-YD	QBS-YD	FF/FR	PBU	INT-YD
2010	11/0	2	0	2	0.0-0	0.0-0	0/0	0	0-0
2011	12/9	76	26	102	2.0-2	0.0-0	0/0	1	3-63
Career	23/9	78	26	104	2.0-2	0.0-0	0/0	1	3-63

CAREER BESTS

- Tackles: 21 at Kansas (11/12/11)
- Solo Tackles: 13 at Kansas (11/12/11)
- Interceptions: 1 at Kansas State (10/1/11)
- Passes Broken Up: 1 vs. Oklahoma (11/19/11)

90 • NICOLAS JEAN-BAPTISTE NG

6-2 • 335 • Sr. • 3L • Stafford, Texas

- 2nd Team Midseason All-Big 12 (*Phil Steele*)
- Former walk-on, earned starting DT spot during junior season in 2010
- Leads team with 8.5 TFL (36 yards) and 2nd on team with 4.0 sacks this season
- Notched 5 tackles, including 0.5 sack in win over then-No. 22 Texas
- Had 1.5 TFL for total loss of 6 yards in win over Texas Tech
- Recorded both of Baylor's sacks in win over No. 5 Oklahoma
- Had 0.5 sack for 4-yard loss in win over Missouri
- Had 4 tackles including 0.5 TFL in win vs. Iowa State
- Batted down a pair of passes at line of scrimmage at K-State
- Recovered fumble inside own 5-yard line, had 8-yard sack and recorded team-high and career-high 7 tackles (5 solo) vs. SFA
- Had 4 tackles, 1 TFL, 1 PBU and blocked kick in win vs. TCU
- Has played 46 of 47 career games (missed 2010 Texas Bowl with injury)
- Has squatted 600 pounds
- Graduated from Baylor in May 2011 with degree in general studies

CAREER STATISTICS

DEFENSE

YEAR	G/GS	UT	AT	TT	TFL-YD	QBS-YD	FF/FR	PBU	INT-YD
2007 – redshirt									
2008	12/0	4	5	9	0.5-0	0.0-0	0/0	0	0-0
2009	12/0	5	13	18	2.0-6	0.5-3	0/0	0	0-0
2010	12/9	20	11	31	1.5-6	0.5-2	1/0	1	0-0
2011	12/11	22	14	36	8.5-36	4.0-27	1/0	3	0-0
Career	48/20	51	43	94	12.0-48	5.0-32	2/0	4	0-0

CAREER BESTS

- Tackles: 7 vs. Oklahoma (11/20/10); vs. SFA (9/17/11)
- Solo Tackles: 5 vs. SFA (9/17/11)
- Sacks: 2 vs. Oklahoma (11/19/11)
- Passes Broken Up: 2 at Kansas State (10/1/11)

43 • AARON JONES PK

6-3 • 185 • So. • 1L • Crowley, Texas

- Strong-legged 3rd-year sophomore place kicker
- Semifinalist for 2010 Lou Groza Award, named to 2011 Lou Groza Award watch list
- 7th in program history with 65.1 career FG percentage
- Ranks 5th among Big 12 kickers with 7.8 points per game
- Broke BU career record for PAT made with 113 after 6 vs. Texas
- Ranks T-4th in program history with 197 career kicking points; also 7th with 28 career field goals
- 67 PATs this season are BU single-season record
- Set BU single-game records for PATs attempted and made going 9-9 in win over Texas Tech, totaling 12 points with 28-yard FG
- Made FGs from 22 and 40, and all 6 PATs to total 12 points in win over then-No. 22 Texas
- Made 34-yard FG and all 6 PATs in win over No. 5 Oklahoma
- Made 37-yard FG as time expired in 1st half at Kansas; 5th career FG as time expired in 1st half
- Connected on all 8 PAT attempts to set then-career-high vs. Rice
- Successful on all 8 kicks, totaling 12 points vs. SFA; made field goals from 48 and 30 yards, as well as 6-6 on PATs
- Made 37-yard game-winning field goal with 1:04 remaining to give Baylor 50-48 win over TCU
- Broke kicking records and named All-Big 12 and Big 12 All-Freshman as rookie in 2010
- Named to *Phil Steele's* Postseason All-Freshman 2nd team
- Also earned honorable-mention Freshman All-American honors from *CollegeFootballNews.com*
- Owns or shares 5 single-season school kicking records
- Named preseason All-Big 12 by *Phil Steele*
- Former walk-on, nickname is "Stork"

CAREER STATISTICS

KICKING

Year	G	PAT-ATT	PCT	FG-ATT	PCT	TP
2009 – redshirt						
2010	13	46-47	97.9	19-27	70.4	103
2011	12	67-70	95.7	9-16	56.3	94
Career	25	113-117	96.6	28-43	65.1	197

CAREER BESTS

- Points: 13 vs. Kansas (10/2/10)
- PATs Attempted: 9 vs. Texas Tech (11/26/11)
- PATs Made: 9 vs. Texas Tech (11/26/11)
- FGA: 4, three times
- FGM: 3 at Rice (9/25/10); at Colorado (10/16/10)
- Longest FG: 50 vs. Kansas (10/2/10); at Colorado (10/16/10)

PLAYER SPOTLIGHTS

71 • CAMERON KAUFHOLD LG

6-4 • 315 • Jr. • 2L • Friendswood, Texas

- Versatile 4th-year junior lineman, starting LG in all 12 games this year
- Leads o-line that ranks 2nd in Big 12 and 18th nationally in rushing offense (215.1)
- O-Line has allowed only 25 sacks in 915 offensive plays this season
- Totalled 56 knockdowns and ranks 2nd on team with 82.2% coaches grade average through 12 games
- Multiple starts at both guard spots in 2010, starter at left guard in 2011
- Played all 37 games in Baylor career
- Recorded 17 reps in 225-pound bench press
- 3-time Big 12 Commissioner's Honor Roll selection

11 • TERRANCE LLOYD DE

6-3 • 230 • So. • 1L • Houston, Texas

- Athletic 3rd-year sophomore, starting DE in all 12 games this year
- 4th on team with 7.0 TFL (33 yds), 4th with 2.5 sacks (14 yds)
- Had first fumble recovery of season in win over Texas Tech
- Had 2.5 TFL (14 yds) and half sack in win over Missouri
- Recorded Baylor's only TFL at Oklahoma State
- Had 3-yard sack among 3 tackles vs. Iowa State
- Posted career-best 5 tackles at Kansas State
- Recorded 2 tackles for loss, including 7-yard sack vs. Rice
- Had 3 of team's 6 QB hurries in win over TCU
- Broad jump measured at 10 feet, 4 inches

CAREER STATISTICS

DEFENSE

YEAR	G/GS	UT	AT	TT	TFL-YD	QBS-YD	FF/FR	PBU	INT-YD
2009 – redshirt									
2010	6/4	7	6	13	2.0-11	1.0-10	0/1	0	0-0
2011	12/12	21	13	34	7.0-33	2.5-14	0/1	0	0-0
Career	18/16	28	19	47	9.0-44	3.5-24	0/2	0	0-0

CAREER BESTS

- Tackles:** 6 vs. Missouri (11/5/11)
- Solo Tackles:** 4 vs. Missouri (11/5/11)
- Sacks:** 1, three times
- Quarterback Hurries:** 3 vs. TCU (9/2/11)

8 • GLASCO MARTIN RB

6-1 • 205 • So. • 1L • Round Rock, Texas

- Third-year sophomore all-purpose runner saw limited action in crowded 2010 backfield
- Averaging 6.7 yards per carry, 3rd on team with 268 rushing yards
- Rushed 6 times for 17 yards in win over Texas Tech
- Had 8 carries for 28 yards at Oklahoma State
- Rushed 9 times for 47 yards and TD vs. Iowa State
- Ran 5 times for career-high 83 yards, including career-long 33-yard dash vs. Rice
- Carried 5 times for 61 yards, including 18-yard TD vs. SFA
- Played in 3 games during redshirt freshman season in return from off-season knee surgery

CAREER STATISTICS

RUSHING

YEAR	G/GS	ATT	YD	AVG	TD
2009 – redshirt					
2010	3/0	9	21	2.3	1
2011	11/0	38	268	6.7	2
Career	14/0	47	289	6.1	3

CAREER BESTS

- Attempts:** 9 vs. Iowa State (10/8/11)
- Yards:** 83 vs. Rice (9/24/11)
- Touchdowns:** 1, three times
- Longest Rush:** 33 vs. Rice (9/24/11)

10 • GARY MASON JR. DE

6-4 • 265 • Jr. • 1L • Waxahachie, Texas

- 3rd Team Midseason All-Big 12 (Phil Steele)
- Fourth-year junior, starter at DE in 7 of 12 games this season
- T-2nd on team with 8.0 TFL (32 yards) on season
- Recorded 7-yard sack in 4Q of win over then-No. 22 Texas
- Forced fumble that was returned 86 yards for TD vs. Iowa State
- Had sack for 9-yard loss and pass break up at Kansas State
- Posted career-best 2.5 tackles for loss and tied career-high with 4 tackles vs. Rice
- Recorded 4 tackles, half a sack and 1.5 tackles for loss vs. SFA
- Had 3 tackles and 2 QB hurries in win over TCU
- Sat out spring drills nursing injured leg

CAREER STATISTICS

DEFENSE

YEAR	G/GS	UT	AT	TT	TFL-YD	QBS-YD	FF/FR	PBU	INT-YD
2008 – redshirt									
2009	9/0	0	3	3	0.0-0	0.0-0	0/0	0	0-0
2010	13/11	13	8	21	3.0-10	1.0-2	0/1	1	1-21
2011	12/7	14	9	23	8.0-32	2.5-23	1/0	1	0-0
Career	34/18	27	20	47	11.0-42	3.5-25	1/1	2	1-21

CAREER BESTS

- Tackles:** 4 vs. SFA (9/17/11); vs. Rice (9/24/11); at Kansas (11/12/11)
- Solo Tackles:** 3 vs. Rice (9/24/11)
- Sacks:** 1, three times
- Quarterback Hurries:** 2 vs. Kansas State (10/23/10); vs. TCU (9/2/11)

20 • JEROD MONK TE

6-5 • 260 • Jr. • 2L • Wylie, Texas

- Third-year junior tight end, has started once this season
- Caught 21-yard pass from Brody Trahan on fake punt at OSU
- Had 2 receptions for 10 yards, including 5-yard TD at K-State
- Had career-high 3 receptions and 39 yards with TD vs. SFA
- 1 of 6 Baylor players with multiple TD receptions on season
- Former high school QB and multi-purpose back with career TDs receiving, rushing and passing (rush and pass as freshman in 2009)

CAREER STATISTICS

RECEIVING

YEAR	G/GS	REC	YD	AVG	TD
2009	10/0	0	0	0.0	0
2010	13/1	8	69	8.6	2
2011	12/1	9	91	10.6	3
Career	35/2	17	160	9.6	5

CAREER BESTS

- Receptions:** 3 vs. SFA (9/17/11)
- Receiving Yards:** 39 vs. SFA (9/17/11)
- Touchdown Receptions:** 1, five times
- Longest Reception:** 21 at Oklahoma State (10/29/11)

8 • K.J. MORTON CB/S

5-10 • 185 • So. • TR • Warner Robins, Ga.

- First-year transfer from College of the Sequoias, starter at CB
- Took over starting CB spot in Rice game, has started 10 straight
- 1 of 4 players on team with multiple interceptions
- Leads team with 4 INTs and ranked 3rd in Big 12 with 0.36 per gm
- 4 INTs this year are most by BU player since Joe Pawelek (6, 2008)
- 5th on team with 66 tackles (53 solo)
- Had 2 interceptions in win over then-No. 22 Texas, setting Baylor up in red zone each time, with first INT return 28 yards to UT 2-yd. line
- Also 2nd on team with 10 tackles (9 solo) and 1.0 TFL vs. Texas
- Intercepted pass vs. OU with Baylor holding 31-24 lead late in 3rd
- Had another interception in next game vs. Texas Tech
- Career-high 11 tackles at Texas A&M, equaling total from first 4 games

CAREER STATISTICS

DEFENSE

YEAR	G/GS	UT	AT	TT	TFL-YD	QBS-YD	FF/FR	PBU	INT-YD
2011	11/10	53	13	66	1.5-3	0.0-0	0/0	6	4-54
Career	11/10	53	13	66	1.5-3	0.0-0	0/0	6	4-54

CAREER BESTS

- Tackles:** 11 at Texas A&M (10/15/11)
- Solo Tackles:** 9 vs. Texas (12/3/11)
- Interceptions:** 2 vs. Texas (12/3/11)
- Pass Breakups:** 2 at Texas A&M (10/15/11)

18 • JORDAN NAJVAR TE

6-6 • 260 • So. • SQ • Spring, Texas

- Sophomore transfer, starter at TE in 7 of 12 games this season
- Last name pronounced NYE-vuhr (like "diver")
- 5th on team with 15 receptions & 146 yards – both tops among TEs
- Hauled in 13-yard TD catch in win over No. 5 Oklahoma
- Had 2 catches for career-high 25 yards in win over Missouri
- Caught 2 passes for then-career-high 24 yards at Texas A&M
- Established career highs with 3 receptions and 21 rec. yards at KSU
- Made 1st career start and had 14-yard reception vs. SFA
- Caught 2 passes for 18 yards, including 14-yard TD vs. TCU
- Transfer from Stanford, practiced during 2010 season at Baylor, three seasons of eligibility beginning in 2011
- 2-time member of Big 12 Commissioner's Honor Roll

CAREER STATISTICS

RECEIVING

YEAR	G/GS	REC	YD	AVG	TD
2010 – redshirt					
2011	12/7	15	146	9.7	2
Career	12/7	15	146	9.7	2

CAREER BESTS

- Receptions:** 3 at Kansas State (10/11/11)
- Receiving Yards:** 25 vs. Missouri (11-5-2011)
- Touchdown Receptions:** 1 vs. TCU (9/2/11); vs. Oklahoma (11/19/11)
- Longest Reception:** 16 at Texas A&M (10/15/11)

42 • LEVI NORWOOD IR

6-2 • 180 • RFr. • SQ • Woodway, Texas

- 1st Team Midseason All-Big 12 as punt returner (Phil Steele)
- Redshirt freshman, primary punt returner, reserve inside receiver
- Has returned 12 punts for 99 yards; 8.2-yard avg. ranks 3rd in Big 12
- Had season-long 25-yard kickoff return in win over then-No. 22 Texas
- Caught 1 pass for 7 yards in win over Texas Tech
- Caught 2 passes for 23 yards at OSU
- Had career-long 31-yard punt return vs. ISU
- 1st career reception went for 25 yards against Rice
- Son of Baylor associate head coach Brian Norwood
- Joined BU basketball squad in 2010-11 after football season

CAREER STATISTICS

RECEIVING

YEAR	G/GS	REC	YD	AVG	TD
2010 – redshirt					
2011	12/0	5	64	12.8	0
Career	12/0	4	64	12.8	0

PUNT RETURNS

YEAR	G/GS	RET	YD	AVG	TD
2010 – redshirt					
2011	12/0	12	99	8.2	0
Career	12/0	12	99	8.2	0

CAREER BESTS

RECEIVING

- Receptions:** 2 at Oklahoma State (10/29/11)
- Receiving Yards:** 25 vs. Rice (9/24/11)
- Longest Reception:** 25 vs. Rice (9/24/11)

PUNT RETURNS

- Returns:** 3 vs. Rice (9/24/11)
- Yards:** 39 vs. Iowa State (10/8/11)
- Longest Return:** 31 vs. Iowa State (10/8/11)

PLAYER SPOTLIGHTS

16 • TEVIN REESE IR

5-10 • 160 • So. • 1L • Temple, Texas

- Quick 2nd-year sophomore inside receiver, starter in 7 of 12 this year
- 8th in Big 12 with 67.6 receiving yards per game
- Became 23rd 1,000-yard receiver in BU history with 127 yds at KU
- 1 of 6 Big 12 receivers with 4 or more 100-yard games this season
- Leads team with 17.6 yards per catch
- 3rd on team with 811 rec. yards, 46 receptions & 7 TDs
- Had 69-yard TD among 4 catches for 84 yards in win over OU
- Had 6 catches for 127 yds & 2 TDs at Kansas, including 67-yd TD to tie game with 3:35 remaining and game-winning 14-yd TD in OT
- Caught passes for 52 and 68 yards on way to 7 catches for career-best 163 yards and TD in win over Missouri
- Tied then-career-high with 106 rec. yards on 4 catches at Texas A&M, including 43-yard TD and 50-yard reception
- Hauled in 5 catches for 86 yards, including 42-yard TD at KSU
- Caught 1st-career touchdown on career-long 64-yard reception and had then-career-high 106 yards receiving against Rice
- Had 2 catches for 44 yards, including 27-yard gain vs. SFA
- Had 2nd-most receptions on team as true freshman in 2010
- Timed at 4.3 in 40-yard dash
- Vertical jump measured at 42.8 inches, broad jump at 11 feet
- Also runs track and field at Baylor
- Nickname is "sweet feet"

CAREER STATISTICS

RECEIVING

YEAR	G/GS	REC	YD	AVG	TD
2010	13/4	45	401	8.9	0
2011	12/7	46	811	17.1	7
Career	25/11	91	1,212	13.3	7

CAREER BESTS

- **Receptions:** 9 at Colorado (10/16/10)
- **Receiving Yards:** 163 vs. Missouri (11/5/11)
- **Touchdown Receptions:** 2 at Kansas (11/12/11)
- **Longest Reception:** 69 vs Oklahoma (11/19/11)

68 • CYRIL RICHARDSON LT

6-5 • 330 • So. • 1L • Fort Worth, Texas

- Third-year sophomore, starter at LT in all 12 games this season
- Anchors o-line that ranks 2nd in Big 12 and 18th nationally in rushing offense (215.1)
- O-Line has allowed only 25 sacks in 915 offensive plays this season
- Recorded 64 knockdowns and averaged 81% coaches grade through 12 games
- 2nd on team with 7 knockdowns and 85% grade in win over Texas
- Led team with 7 knockdowns and 85% coaches grade at Kansas
- Played left guard as redshirt freshman in 2010 rookie season, earned Big 12 All-Freshman honors
- Named preseason All-Big 12 by *Phil Steele*
- Selected to *Rivals.com* 2011 All-Spring team
- Named to *Phil Steele's* 2010 Postseason All-Freshman fifth team

13 • TRACY ROBERTSON DT

6-4 • 280 • Sr. • 3L • Houston, Texas

- Fourth-year senior, 43 career games, 26 career starts
- Starter at defensive tackle, with starting experience at defensive end
- Leads team with 4.5 sacks (29 yards), 5th with 5.0 TFL (31 yards)
- Had 4 tackles, including 0.5 sack and fumble recovery vs. Texas
- Tied for 11th in Big 12 with 4.5 sacks (29 yards)
- Recorded team's only sack in win over Texas Tech
- Had 3-yard sack vs. Iowa State
- Recorded 2 sacks for 19 total yards lost at Kansas State
- Had both of Baylor's quarterback hurries vs. Rice
- Has squatted 600 pounds

CAREER STATISTICS

DEFENSE

YEAR	G/GS	UT	AT	TT	TFL-YD	QBS-YD	FF/FR	PBU	INT-YD
2008	9/0	2	3	5	0.0-0	0.0-0	0/0	0	0-0
2009	12/7	15	7	22	5.0-35	3.0-31	0/1	1	0-0
2010	10/9	7	10	17	2.5-4	0.0-0	0/0	0	0-0
2011	12/10	8	6	14	5.0-29	4.0-27	0/0	0	0-0
Career	43/26	32	26	58	12.5-68	7.0-58	0/1	1	0-0

CAREER BESTS

- **Tackles:** 5, twice
- **Solo Tackles:** 5 at Missouri (11/7/09)
- **Tackles For Loss:** 3.0 at Missouri (11/7/09)
- **Quarterback Hurries:** 3 vs. Buffalo (9/11/10)
- **Sacks:** 2.0 at Missouri (11/7/09); at Kansas State (10/1/11)

36 • SPENCER ROTH P

6-4 • 230 • Fr. • HS • Knoxville, Tenn.

- Big, strong-legged punter from Catholic High School in Knoxville, Tenn., took over for departed All-American Derek Epperson
- Had career-high 6 punts for 40.3 average in win over No. 5 OU
- Punted just 1 time for career long of 64 yards vs. UT
- Punted just 1 time for 44 yards in win over Texas Tech
- 3 punts for 46.0 average, including 1 inside 20 at Kansas
- 3 punts for 43.7 average, including 1 inside 20 at Texas A&M
- Punted 4 times for 43.0-yard average, including 58-yard boot vs. ISU
- Averaged 40.3 yards-per-punt on 33 attempts and downed 8 kicks inside the 20-yard line (long of 72 yards) as senior in 2010
- Did not see action in SFA or Rice games as Baylor's only punt in those games was a RG3 quick-kick against Rice
- Only action in OSU game came as decoy on successful fake punt
- Rated nation's No. 7 punter prospect by *Scout.com* and No. 15 by *ESPN.com*
- 2010 Class 5A Tennessee All-State selection by Tennessee Sports Writer Association as senior
- Named 2010 1st-team All-PrepXtra by *Knoxville News-Sentinel*
- Averaged 40.3 yards-per-punt on 33 attempts and downed 8 kicks inside the 20-yard line (long of 72 yards) as senior in 2010

CAREER STATISTICS

PUNTING

YEAR	G	P	YD	AVG	TB	FC	50+	1-20
2011	10	27	1,070	39.6	3	3	3	6
Career	10	27	1,070	39.6	3	3	3	6

CAREER BESTS

- **Punts:** 6 vs. Oklahoma (11/19/11)
- **Average (min. 4 punts):** 43.0 vs. Iowa State (10/8/11)
- **50-plus punts:** 1 vs. Iowa State (10/8/11); 1 at Kansas (11/12/11)
- **Inside 20:** 2 vs. Oklahoma (11/19/11)
- **Long Punt:** 64 vs. Texas (12/3/11)

21 • JARRED SALUBI RB

5-9 • 210 • Jr. • 2L • Waco, Texas

- Last name pronounced *suh-LOOB-ee*
- Fourth-year junior, elusive runner and returner
- Rushed 9 times for 21 yards in win over Texas Tech
- Had 8 carries for 38 yards in win over Missouri
- Rushed 8 times for 48 yards and had 8 receiving yards vs. Rice
- Carried 5 times for 44 yards and TD, had 13-yard reception and 29-yard kickoff return vs. SFA
- Has played all 37 games of career
- Traveled to Kenya for mission trip with BU student-athletes in May 2010

CAREER STATISTICS

RUSHING

YEAR	G/GS	ATT	YD	AVG	TD
2008 — redshirt					
2009	12/3	50	298	6.0	2
2010	13/10	26	215	8.3	2
2011	12/2	53	230	4.3	1
Totals	37/5	129	743	5.8	5

RECEIVING

YEAR	G/GS	REC	YD	AVG	TD
2008 — redshirt					
2009	12/3	19	153	8.1	0
2010	13/10	6	35	5.8	0
2011	12/2	2	28	14.0	0
Career	37/5	27	216	9.3	0

CAREER BESTS

RUSHING

- **Attempts:** 17 vs. Kent State (10/3/09)
- **Yards:** 131 vs. Northwestern State (9/26/09)
- **Touchdowns:** 2 vs. Oklahoma (11/20/10)
- **Longest Rush:** 76 vs. Northwestern State (9/26/09)

RECEIVING

- **Receptions:** 4 at Iowa State (10/17/09)
- **Receiving Yards:** 28 at Oklahoma (10/10/09)
- **Touchdown Receptions:** none
- **Longest Reception:** 23 vs. Sam Houston State (9/4/10)

3 • LANEAR SAMPSON WR

5-11 • 200 • Jr. • 2L • Mesquite, Texas

- First name pronounced *luh-NEER*
- 4th-year junior and 3rd-year starter at receiver, also returns kicks
- 10th in program history with 110 career receptions; became 10th in program history with 100 career receptions with 3 at Kansas
- Played in all 37 career games at Baylor, starter in 31
- Had 3 catches for 49 yards in win over then-No. 22 Texas to move into 15th all-time at Baylor with 1,234 career receiving yards
- Had 4 receptions for 64 yards in win over Texas Tech
- Had catches of 50 and 13 yards in win over No. 5 Oklahoma
- Caught 6 passes for 82 yards at OSU, becoming 21st 1,000-yard career receiver in program history
- Had season-high 6 receptions for 76 yards at Texas A&M
- Caught TD pass in 3rd straight game with 3 catches for 31 yards and TD vs. Rice; had 29-yard TD catch
- Had 5 catches for 39 yards, including 15-yard TD vs. SFA
- Caught career-long 64-yard TD pass vs. TCU
- Has caught pass in 25 straight games
- Named to 2009 All-Big 12 Freshman team
- Timed at 4.3 in 40-yard dash
- Named to *Rivals.com* All-Big 12 freshman team
- Traveled to Kenya for mission trip with BU student-athletes in May 2010

CAREER STATISTICS

RECEIVING

YEAR	G/GS	REC	YD	AVG	TD
2008 — redshirt					
2009	12/11	29	297	10.2	2
2010	13/10	42	390	9.3	0
2011	12/10	39	547	14.0	3
Career	37/31	110	1,234	11.2	5

CAREER BESTS

- **Receptions:** 9 vs. Kansas (10/2/10)
- **Receiving Yards:** 85 at Missouri (11/7/09)
- **Touchdown Receptions:** 1, five times
- **Longest Reception:** 64 vs. TCU (9/2/11)

15 • BRODY TRAHAN LB

5-11 • 215 • So. • 1L • Dickinson, Texas

- Third-year sophomore, Will linebacker
- Completed 21-yard pass on fake punt at OSU
- Had 2 tackles and forced fumble inside own 5-yard line vs. SFA
- Came off bench and had 6 tackles at Kansas State
- In 1st career start at linebacker, had 7 tackles (6 solo) vs. TCU
- Multi-purpose athlete moved to linebacker during spring 2011
- As redshirt freshman in 2010 utilized on several special teams including primary holder as well as reserve quarterback and backup punter
- Recorded 20 reps in 225-pound bench press
- Earned 2010 second-team Academic All-Big 12 honors

CAREER STATISTICS

DEFENSE

YEAR	G/GS	UT	AT	TT	TFL-YD	QBS-YD	FF/FR	PBU	INT-YD
2008 — redshirt									
2010	13/0	3	1	4	0.0-0	0.0-0	0/0	0	0-0
2011	12/3	18	11	29	0.0-0	0.0-0	1/0	1	0-0
Career	25/3	21	12	33	0.0-0	0.0-0	1/0	1	0-0

CAREER BESTS

- **Tackles:** 7 vs. TCU (9/2/11)
- **Solo Tackles:** 6 vs. TCU (9/2/11)
- **Passes Broken Up:** 1 vs. TCU (9/2/11)

78 • IVORY WADE RT

6-4 • 300 • Jr. • 2L • Dickinson, Texas

- Third-year junior and 3-year starter on offensive line
- Returning starter at right tackle, has started all 12 games this season
- Leads o-line that ranks 2nd in Big 12 and 18th nationally in rushing offense (215.1)
- O-Line has allowed only 25 sacks in 915 offensive plays this season
- 36 career games played, 32 starts
- Averaged 81.8% coaches grade and totaled 59 knockdowns through 12 games
- Named preseason All-Texas by *Dave Campbell's Texas Football*
- Moved from guard to tackle prior to sophomore season
- Earned Freshman All-America and Big 12 All-Freshman honors in 2009
- Recorded team-high 35 reps in 225-pound bench press

PLAYER SPOTLIGHTS

22 • JOE WILLIAMS CB

5-10 • 190 • So. • TR • St. Louis, Mo.

- First year sophomore transfer from Fort Scott (Kan.) CC
- Got 1st-career start at CB in second game against SFA, then has returned to starting lineup in each of last 7 games
- Has played in all 12 games (8 starts) and leads team with 12 PBU
- Record 5 tackles, 3 PBU and FF in win over then-No. 22 Texas
- Returned 1st-career interception for 90-yd TD, had 4 tackles and 3 PBU in win over Texas Tech
- Forced 2nd fumble of season in win over No. 5 Oklahoma
- Had 5 tackles and a PBU in comeback win at Kansas
- Recorded 6 tackles and PBU at OSU
- Notched a career-high 4 PBU and 6 tackles at Texas A&M
- Opened career with 6 tackles (5 solo) in win over No. 14 TCU

CAREER STATISTICS

DEFENSE

YEAR	G/GS	UT	AT	TT	TFL-YD	QBS-YD	FF/FR	PBU	INT-YD
2011	12/8	33	9	42	1.5-2	0.0-0	3/0	12	1-90
Career	12/8	33	9	42	1.5-2	0.0-0	3/0	12	1-90

CAREER BESTS

Tackles: 6, three times

Solo Tackles: 6 at Oklahoma State (10/29/11)

Interceptions: 1 vs. Texas Tech (11/26/11)

Passes Broken Up: 4 vs. Texas A&M (10/15/11)

2 • TERRANCE WILLIAMS WR

6-3 • 190 • Jr. • 2L • Dallas, Texas

- Fourth-year junior starting wide receiver
- 6th in Big 12 with 74.6 receiving yards per game
- 1 of 6 Big 12 receivers with 4 or more 100-yard games this season
- 2nd on team with 53 receptions, 11 TDs, and 895 rec. yards
- 2nd on team with 16.9 yards per catch
- T-5th in program history with 15 career rec. TDs, 11th with 1,440 career yards, 11th with 99 career receptions
- 11 TDs this season are T-2nd most in BU single-season
- Has at least one TD catch in each of last 7 games (8 total TDs)
- Talled 4 catches for 88 yards and TD in win over then-No. 22 Texas
- Caught 40-yd TD pass from Nick Florence with leaping grab over cornerback in win over Texas Tech; caught 3 total passes for 50 yds.
- Hauled in 5 catches for 99 yards, including game-winning 34-yard TD catch with 8 seconds remaining in win over No. 5 Oklahoma
- Had 3rd straight 100-yard game with 7 catches for 100 yards and 2 TDs in win over Missouri
- Established career-high for second straight game with 154 yards on 8 catches at OSU; had 72-yard TD catch
- Became 22nd 1,000-yard career receiver in program history at OSU
- Caught 8 passes for then-career-high 146 yards at Texas A&M, including Baylor's longest play this season, 77-yard TD
- 2nd on team with 5 catches and 46 yards vs. Iowa State
- Had 2 receptions for 25 yards and TD vs. Rice
- Caught 6 passes for then-career-high 126 yards and 2 TDs vs. TCU
- Former KR ranks among school's career kickoff return leaders – 6th in yardage (1,173), 7th in average (23.00) and 8th in returns (51)

CAREER STATISTICS

RECEIVING

YEAR	G/GS	REC	YD	AVG	TD
2008 – redshirt					
2009	12/0	3	61	20.3	0
2010	13/10	43	484	11.3	4
2011	12/10	49	807	16.5	10
Career	37/20	95	1,352	14.2	14

KICK RETURNS

YEAR	G/GS	RET	YD	AVG	TD
2008 – redshirt					
2009	12/0	31	746	24.1	0
2010	13/10	20	427	21.4	0
2011	12/10	2	7	3.5	0
Career	37/20	53	1,180	22.3	0

CAREER BESTS

RECEIVING

Receptions: 8, three times

Receiving Yards: 156 at Oklahoma State (10/29/11)

Touchdown Receptions: 2, three times

Longest Reception: 77 at Texas A&M (10/15/11)

KICK RETURNS

Returns: 7 at Texas A&M (11/21/09)

Yards: 121 at Texas A&M (11/21/09)

Longest Return: 51 vs. Northwestern State (9/26/09)

1 • KENDALL WRIGHT IR

5-10 • 190 • Jr. • 2L • Pittsburg, Texas

- 1st Team Midseason All-American (*Phil Steele*)
- Biletnikoff Award Semifinalist
- Paul Hornung Award Weekly Honor Roll (Sept. 6)
- All-Big 12 in 2009 and 2010, 4th-year starter at inside receiver
- Quick, athletic playmaker; record-setting senior receiver
- Set BU single-season record with 1,572 receiving yards this season
- First 3,000-yard receiver in BU history
- 101 receptions this season are BU single-season record; holds 3 of top 5 single-season receptions totals in program history
- Had 7 straight games with receiving TD from 2010 Texas Bowl through game at Texas A&M; streak snapped in Stillwater
- Has had at least 6 catches & 67 yards in every game this season
- Started year with 100+ receiving yards and TD in first 4 games
- 13 receiving TDs this season are a new BU single-season record; also 6th nationally
- 2nd nationally with 131.0 receiving yards per game, 8th with 8.4 receptions per game
- Ranks 3rd in Big 12 history in career receptions & receiving yards
- Against Texas Tech broke BU career all-purpose yards record (4,362)
- 8th in program history with 188 points scored
- Owns or shares 10 school receiving records, including career (295) and single-season (101 in 2011) receptions, career (3,913) and single-game (208) yards, career 100-yard games (19), single-season (13 in 2011) and career receiving TDs (29)
- Only Big 12 receiver with 9 100-yard games this season
- Accounts for more than 35% of Baylor's receptions and rec. yards
- Hauled in 6 passes for 166 yards and a 59-yard TD on second play of game and became first BU receiver to top 100 catches in a season in win over then-No.22 Texas
- Caught TD passes from two different QBs (Griffin and Florence) and totaled 6 catches for 125 yards in win over Texas Tech
- Broke own school record with 208 yards and TD on 8 catches in win over No. 5 Oklahoma; 87-yard TD was BU's longest play of season
- Had 102 yards on 8 catches in win at Kansas, giving him 1 of 3 1,000-yard receiving seasons in program history
- Racked up 97 yards on 7 catches in win over Missouri
- Caught 11 passes for 117 yards at Oklahoma State
- Had 7 receptions for 67 yards and TD at Texas A&M
- Caught 8 passes for 69 yards and TD vs. ISU
- Broke school record with 201 receiving yards on 9 catches and caught 3 TDs at Kansas State
- Had 8 catches for 123 yards, including career-long 66-yard TD vs. SFA; 3rd straight 100-yard receiving game, 12th of career
- Became school's all-time receiving yards leader when he passed Gerald McNeil (2,651) with 8th catch in SFA game
- Tied school record with 12 receptions for career-high 189 yards and 2 TDs vs. TCU; Also completed both pass attempts, including a 40-yard TD to Terrance Williams
- 41 career starts, most on team (has played all 49 games of career)
- Caught at least one pass in all 49 games of career (t-2nd-longest active streak nationally)
- Member of preseason Biletnikoff Award watch list
- Named preseason All-Big 12 by *Rivals.com*, *Sports Illustrated*, *Lindy's*, *Phil Steele* and *Athlon Sports*
- Selected 1st-team All-Texas by *Dave Campbell's Texas Football* preseason publication
- 1 of 2 BU players (**Jerod Monk**) with pass, rec. and rush TD
- 1st BU player with 100+ career catches by end of soph. season
- Established Baylor freshman records for receptions and receiving yards
- Former member of Baylor basketball squad
- Has squated 550 pounds and has 40-inch vertical leap

CAREER STATISTICS

RECEIVING

YEAR	G/GS	REC	YD	AVG	TD
2008	12/8	50	649	13.0	5
2009	12/12	66	740	11.2	4
2010	13/11	78	952	12.2	7
2011	12/11	101	1,572	15.6	13
Career	49/42	295	3,913	13.3	29

RUSHING

YEAR	G/GS	ATT	YD	AVG	TD
2008	12/8	29	168	5.8	1
2009	12/12	28	132	4.7	1
2010	13/11	8	53	6.6	0
2011	12/11	5	46	9.2	0
Career	49/42	70	399	5.7	2

PASSING

YEAR	G/GS	CMP	ATT	PCT	YDS	INT	TD
2008	12/8	0	3	0.0	0	0	0
2009	12/12	0	4	0.0	0	2	0
2010	13/11	2	2	100.0	59	0	1
2011	12/11	2	3	66.7	55	0	1
Career	49/42	4	12	33.3	114	2	2

CAREER BESTS

RECEIVING

Receptions: 12 vs. Illinois (12/29/10); vs. TCU (9/2/11)

Receiving Yards: 208 vs. Oklahoma (11/19/11)

Touchdown Receptions: 3 at Kansas State (10/1/11)

Longest Reception: 87 vs Oklahoma (11/19/11)

RUSHING

Attempts: 5 vs. Missouri (11/1/08)

Yards: 53 at Texas (11/8/08)

Touchdowns: 1, twice

Longest Rush: 37 at Wake Forest (9/5/09)

2011 SEASON STATISTICS

OVERALL: 9-3 (HOME 7-0, ROAD 1-3, NEUTRAL 1-0) | BIG 12 CONFERENCE: 6-3 (HOME 4-0, ROAD 1-3, NEUTRAL 1-0)

RESULTS 9-3 (6-3 BIG 12)

DATE	OPPONENT	RESULT	SCORE	ATTEND.	AP RANK	TV
Sept. 2	TCU	W	50-48	43,753	— 14	ESPN
Sept. 17	Stephen F. Austin	W	48-0	43,090	19 —	—
Sept. 24	Rice	W	56-31	40,088	17 —	FSSW
Oct. 1	at Kansas State	L	35-36	49,399	15 rv	ABC
Oct. 8	Iowa State	W	49-26	35,625	25 —	FSN
Oct. 15	at Texas A&M	L	28-55	87,361	20 21	FX
Oct. 29	at Oklahoma State	L	24-59	58,274	3 rv	ABC
Nov. 5	Missouri	W	42-39	40,194	— —	FSN
Nov. 12	at Kansas	W	OT 31-30	35,188	rv —	—
Nov. 19	Oklahoma	W	45-38	40,281	25 5	ABC
Nov. 26	vs. Texas Tech	W	66-42	51,615	21 —	FSN
Dec. 3	Texas	W	48-24	46,543	19 rv	ABC

TEAM STATISTICS

	BAYLOR	OPPONENTS
SCORING	522	428
Points Per Game	43.5	35.7
FIRST DOWNS	344	292
Rushing	157	117
Passing	162	147
Penalty	25	28
RUSHING YARDAGE	2581	2384
Yards gained rushing	2866	2628
Yards lost rushing	285	244
Rushing Attempts	524	460
Average Per Rush	4.9	5.2
Average Per Game	215.1	198.7
TDs Rushing	29	24
PASSING YARDAGE	4274	3346
Comp-Att-Int	283-391-6	292-458-16
Average Per Pass	10.9	7.3
Average Per Catch	15.1	11.5
Average Per Game	356.2	278.8
TDs Passing	39	32
TOTAL OFFENSE	6855	5730
Total Plays	915	918
Average Per Play	7.5	6.2
Average Per Game	571.2	477.5
KICK RETURNS: #-Yards	54-1056	64-1402
PUNT RETURNS: #-Yards	16-138	13-118
INT RETURNS: #-Yards	16-344	6-78
KICK RETURN AVERAGE	19.6	21.9
PUNT RETURN AVERAGE	8.6	9.1
INT RETURN AVERAGE	21.5	13.0
FUMBLES-LOST	31-17	16-11
PENALTIES-Yards	84-781	91-768
Average Per Game	65.1	64.0
PUNTS-Yards	30-1169	45-1899
Average Per Punt	39.0	42.2
Net punt average	33.0	36.5
TIME OF POSSESSION/Game	27:37	30:53
3RD-DOWN Conversions	66/147	93/189
3rd-Down Pct	45%	49%
4TH-DOWN Conversions	16/23	10/16
4th-Down Pct	70%	62%
SACKS BY-Yards	19-130	25-157
MISC YARDS	0	0
TOUCHDOWNS SCORED	71	56
FIELD GOALS-ATTEMPTS	9-16	13-18
ON-SIDE KICKS	0-0	1-3
RED-ZONE SCORES	(44-58) 76%	(50-60) 83%
RED-ZONE TOUCHDOWNS	(36-58) 62%	(41-60) 68%
PAT-ATTEMPTS	(67-70) 96%	(47-50) 94%
ATTENDANCE	289574	230222
Games/Avg Per Game	7/41368	4/57556
Neutral Site Games		1/51615

SCORE BY QUARTERS	1st	2nd	3rd	4th	OT	Total
Baylor	86	158	163	108	7	522
Opponents	87	135	82	118	6	428

RUSHING

	GP	ATT.	GAIN	LOSS	NET	AVG.	TD	LONG	YPG
Ganaway, Terrance	12	229	1366	19	1347	5.9	16	80	112.2
Griffin III, Robert	12	161	832	188	644	4.0	9	49	53.7
Martin, Glasco	11	40	269	1	268	6.7	2	33	24.4
Salubi, Jarred	12	53	263	33	230	4.3	1	14	19.2
Wright, Kendall	12	6	46	2	44	7.3	0	19	3.7
Williams, Isaac	11	12	30	1	29	2.4	0	5	2.6
Petty, Bryce	5	4	15	0	15	3.8	0	11	3.0
Florence, Nick	1	7	38	24	14	2.0	1	16	14.0
Reese, Tevin	12	3	7	6	1	0.3	0	4	0.1
TEAM	12	9	0	11	-11	-1.2	0	0	-0.9
Total.....	12	524	2866	285	2581	4.9	29	80	215.1
Opponents.....	12	460	2628	244	2384	5.2	24	81	198.7

PASSING

	G	EFF	CMP-ATT-I	PCT	YDS	TD	LONG	AVG/G
Griffin III, Robert	12	192.31	267-369-6	72.4	3998	36	87	333.2
Florence, Nick	1	235.70	9-12-0	75.0	151	2	46	151.0
Petty, Bryce	5	165.30	3-4-0	75.0	43	0	25	8.6
Wright, Kendall	12	330.67	2-3-0	66.7	55	1	40	4.6
Monk, Jerod	12	150.40	1-1-0	100.0	6	0	6	0.5
Reese, Tevin	12	0.00	0-1-0	0.0	0	0	0	0.0
Trahan, Brody	12	276.40	1-1-0	100.0	21	0	21	1.8
Total.....	12	194.05	283-391-6	72.4	4274	39	87	356.2
Opponents.....	12	141.19	292-458-16	63.8	3346	32	80	278.8

RECEIVING

	G	NO	YDS	AVG	TD	LONG	AVG/G
Wright, Kendall	12	101	1572	15.6	13	87	131.0
Williams, Terrance	12	53	895	16.9	11	77	74.6
Reese, Tevin	12	46	811	17.6	7	69	67.6
Sampson, Laneous	12	39	547	14.0	3	64	45.6
Najvar, Jordan	12	15	146	9.7	2	16	12.2
Monk, Jerod	12	8	85	10.6	2	21	7.1
Ganaway, Terrance	12	6	52	8.7	1	17	4.3
Norwood, Levi	12	5	64	12.8	0	25	5.3
Salubi, Jarred	12	3	33	11.0	0	13	2.8
Goodley, Antwan	10	2	26	13.0	0	14	2.6
Jones, Darius	9	1	21	21.0	0	21	2.3
Griffin III, Robert	12	1	15	15.0	0	15	1.2
Fuller, Clay	12	1	4	4.0	0	4	0.3
Wade, Ivory	12	1	2	2.0	0	2	0.2
Martin, Glasco	11	1	1	1.0	0	1	0.1
Total.....	12	283	4274	15.1	39	87	356.2
Opponents.....	12	292	3346	11.5	32	80	278.8

TOTAL OFFENSE

	G	PLAYS	RUSH	PASS	TOTAL	AVG/G
Griffin III, Robert	12	530	644	3998	4642	386.8
Ganaway, Terrance	12	229	1347	0	1347	112.2
Martin, Glasco	11	40	268	0	268	24.4
Salubi, Jarred	12	53	230	0	230	19.2
Florence, Nick	1	19	14	151	165	165.0
Wright, Kendall	12	9	44	55	99	8.2
Petty, Bryce	5	8	15	43	58	11.6
Williams, Isaac	11	12	29	0	29	2.6
Trahan, Brody	12	1	0	21	21	1.8
Monk, Jerod	12	1	0	6	6	0.5
Reese, Tevin	12	4	1	0	1	0.1
TEAM	12	9	-11	0	-11	-0.9
Total.....	12	915	2581	4274	6855	571.2
Opponents.....	12	918	2384	3346	5730	477.5

2011 SEASON STATISTICS

OVERALL: 9-3 (HOME 7-0, ROAD 1-3, NEUTRAL 1-0) | BIG 12 CONFERENCE: 6-3 (HOME 4-0, ROAD 1-3, NEUTRAL 1-0)

SCORING

	TD	FGS	PATs					SAF	PTS
			KICK	RUSH	RCV	PASS	DXP		
Ganaway, Terrance	17	0-0	0-0	0-0	0	0-0	0	0	102
Jones, Aaron	0	9-16	67-70	0-0	0	0-0	0	0	94
Wright, Kendall	13	0-0	0-0	0-0	0	0-0	0	0	78
Williams, Terrance	11	0-0	0-0	0-0	0	0-0	0	0	66
Griffin III, Robert	9	0-0	0-0	1-1	0	0-0	0	0	56
Reese, Tevin	7	0-0	0-0	0-0	0	0-0	0	0	42
Sampson, Laneous	3	0-0	0-0	0-0	0	0-0	0	0	18
Najvar, Jordan	2	0-0	0-0	0-0	0	0-0	0	0	12
Martin, Glasco	2	0-0	0-0	0-0	0	0-0	0	0	12
Monk, Jerod	2	0-0	0-0	0-0	0	0-0	0	0	12
Dixon, Ahmad	1	0-0	0-0	0-0	0	0-0	0	0	6
Salubi, Jarred	1	0-0	0-0	0-0	0	0-0	0	0	6
Florence, Nick	1	0-0	0-0	0-0	0	0-0	0	0	6
Elliott, Tevin	1	0-0	0-0	0-0	0	0-0	0	0	6
Williams, Joe	1	0-0	0-0	0-0	0	0-0	0	0	6
Total.....	71	9-16	67-70	1-1	0	0-0	0	0	522
Opponents.....	56	13-18	47-50	2-2	1	1-4	0	0	428

PUNT RETURNS

	NO	YDS	AVG	TD	LONG
Norwood, Levi	12	99	8.2	0	31
Wright, Kendall	4	39	9.8	0	19
Total.....	16	138	8.6	0	31
Opponents.....	13	118	9.1	0	30

KICK RETURNS

	NO	YDS	AVG	TD	LONG
Goodley, Antwan	16	361	22.6	0	49
Jones, Darius	12	241	20.1	0	55
Norwood, Levi	7	136	19.4	0	25
Salubi, Jarred	7	135	19.3	0	29
Martin, Glasco	4	66	16.5	0	21
Goodson, Demetri	3	100	33.3	0	42
Williams, Terrance	2	7	3.5	0	6
Ritchey, Matt	1	6	6.0	0	0
Najvar, Jordan	1	4	4.0	0	0
McAllister, Chris	1	0	0.0	0	0
Total.....	54	1056	19.6	0	55
Opponents.....	64	1402	21.9	0	73

INTERCEPTIONS

	NO	YDS	AVG	TD	LONG
Morton, K.J.	4	54	13.5	0	28
Holl, Sam	3	63	21.0	0	62
Hicks, Mike	3	39	13.0	0	28
Coffey, Elliot	2	34	17.0	0	33
McCall, LeQuince	1	9	9.0	0	9
Dixon, Ahmad	1	55	55.0	1	55
Williams, Joe	1	90	90.0	1	90
Elliott, Tevin	1	0	0.0	0	0

FUMBLE RETURNS

	NO	YDS	AVG	TD	LONG
Elliott, Tevin	1	86	86.0	1	86
Coffey, Elliot	1	22	22.0	0	22
Dixon, Ahmad	1	4	4.0	0	4
Total.....	3	112	37.3	1	86
Opponents.....	2	51	25.5	0	47

ALL-PURPOSE YARDS

	G	RUSH	REC	PR	KOR	IR	TOT	AVG/G
Wright, Kendall	12	44	1572	39	0	0	1655	137.9
Ganaway, Terrance	12	1347	52	0	0	0	1399	116.6
Williams, Terrance	12	0	895	0	7	0	902	75.2
Reese, Tevin	12	1	811	0	0	0	812	67.7
Griffin III, Robert	12	644	15	0	0	0	659	54.9
Sampson, Laneous	12	0	547	0	0	0	547	45.6
Salubi, Jarred	12	230	33	0	135	0	398	33.2
Goodley, Antwan	10	0	26	0	361	0	387	38.7
Martin, Glasco	11	268	1	0	66	0	335	30.5
Norwood, Levi	12	0	64	99	136	0	299	24.9
Jones, Darius	9	0	21	0	241	0	262	29.1
Najvar, Jordan	12	0	146	0	4	0	150	12.5
Goodson, Demetri	4	0	0	0	100	0	100	25.0
Williams, Joe	12	0	0	0	0	90	90	7.5
Monk, Jerod	12	0	85	0	0	0	85	7.1
Holl, Sam	12	0	0	0	0	63	63	5.2
Dixon, Ahmad	12	0	0	0	0	55	55	4.6
Morton, K.J.	11	0	0	0	0	54	54	4.9
Hicks, Mike	12	0	0	0	0	39	39	3.2
Coffey, Elliot	12	0	0	0	0	34	34	2.8
Williams, Isaac	11	29	0	0	0	0	29	2.6
Petty, Bryce	5	15	0	0	0	0	15	3.0
Florence, Nick	1	14	0	0	0	0	14	14.0
McCall, LeQuince	12	0	0	0	0	9	9	0.8
Ritchey, Matt	12	0	0	0	6	0	6	0.5
Fuller, Clay	12	0	4	0	0	0	4	0.3
Wade, Ivory	12	0	2	0	0	0	2	0.2
TEAM	12	-11	0	0	0	0	-11	-0.9
Total.....	12	2581	4274	138	1056	344	8393	699.4
Opponents.....	12	2384	3346	118	1402	78	7328	610.7

PUNTING

	NO	YDS	AVG	LONG	TB	FC	I20	BLKD
Roth, Spencer	27	1070	39.6	64	3	5	6	0
Griffin III, Robert	3	99	33.0	39	0	0	2	0

FIELD GOALS

	FGM-FGA	PCT	01-19	20-29	30-39	40-49	50-99	LG	BLK
Jones, Aaron	9-16	56.2	0-0	2-3	5-6	2-6	0-1	48	0

KICKOFFS

	NO	YDS	AVG	TB	OB	RETN	NET	YDLN
Parks, Ben	51	3207	62.9	13	3			
Jones, Aaron	40	2629	65.7	10	1			
Total.....	91	5836	64.1	23	4	1402	43.7	26
Opponents.....	76	4852	63.8	21	2	1056	44.4	25

2011 SEASON STATISTICS OVERALL: 9-3 (HOME 7-0, ROAD 1-3, NEUTRAL 1-0) | BIG 12 CONFERENCE: 6-3 (HOME 4-0, ROAD 1-3, NEUTRAL 1-0)

DEFENSIVE STATISTICS

	GP	SOLO	AST	TOTAL	TFL-YDS	SACKS-YDS	Int-Yds	PBU	QBH	FR-YDS	FF	BLOCK	SAFETY
Holl, Sam	12	76	26	102	2.0-2	.	3-63	1
Coffey, Elliot	12	50	49	99	5.0-14	0.5-4	2-34	4	1	1-22	2	.	.
Hicks, Mike	12	68	31	99	2.5-8	.	3-39	4	.	1-0	.	.	.
Dixon, Ahmad	12	52	29	81	3.5-14	.	1-55	3	2	3-4	.	.	.
Morton, K.J.	11	53	13	66	1.5-3	.	4-54	6
Chadwick, Rodney	12	40	21	61	2.0-5	.	.	5	2
Casey, Chance	8	40	8	48	.	.	.	6	.	.	1	.	.
Williams, Joe	12	33	9	42	1.5-2	.	1-90	12	.	.	3	.	.
Jean-Baptiste, N.	12	22	14	36	8.5-36	4.0-27	.	3	.	1-0	.	1	.
Lloyd, Terrance	12	21	13	34	7.0-33	2.5-14	.	.	3	1-0	.	.	.
Trahan, Brody	12	18	11	29	.	.	.	1	.	.	1	.	.
Elliott, Tevin	12	17	10	27	8.0-37	3.0-23	1-0	1	2	2-86	1	.	.
Mason Jr., Gary	12	14	9	23	8.0-32	2.5-23	.	1	2	.	1	.	.
Robertson, Tracy	12	8	10	18	5.5-32	4.5-30	.	.	3	1-0	.	.	.
Hager, Bryce	12	7	5	12
Golston, Cordarius	12	6	4	10
McAllister, Chris	12	5	4	9	1.5-8	1.5-8
Wilson, Josh	11	4	4	8
Fuller, Clay	12	6	1	7	1-0	.	.	.
Johnson, Nick	10	4	3	7	1.5-2	0.5-1
Parks, Ben	10	5	1	6
Johnson, Kaeron	12	5	.	5	1
McCall, LeQuince	12	5	.	5	.	.	1-9
Brence, Collin	12	1	3	4
Sampson, Lanear	12	2	.	2
Jones, Darius	9	1	1	2
Najvar, Jordan	12	1	1	2
Ganaway, Terrance	12	2	.	2
Williams, Isaac	11	1	.	1
Roth, Spencer	10	1	.	1
Monk, Jerod	12	1	.	1
Salubi, Jarred	12	1	.	1
Ritchey, Matt	12	.	1	1
Singletary, Robert	12	1	.	1
Williams, Terrance	12	1	.	1
Robinson, T.C.	4	.	1	1
Kaufhold, Cameron	12	1	.	1
Jones, Aaron	12	1	.	1
Stephenson, Tyler	3	.	1	1
Goodson, Demetri	4	1	.	1
Total.....	12	575	283	858	58-228	19-130	16-344	47	16	11-112	9	1	.
Opponents.....	12	634	263	897	55.0-253	25-157	6-78	26	13	17-51	22	2	.

2011 SEASON STATISTICS

OVERALL: 9-3 (HOME 7-0, ROAD 1-3, NEUTRAL 1-0) | BIG 12 CONFERENCE: 6-3 (HOME 4-0, ROAD 1-3, NEUTRAL 1-0)

GAME-BY-GAME TEAM STATS

GAME	FINAL SCORE	QUARTERS					1ST DOWNS R-P-PE TOT	RUSHING NO-YDS-TD	PASSING C-A-I YDS TD	TOT OFF ATT-YDS	PUNTS NO-AVG	PEN F-FL NO-YDS	3RD DNS	4TH DNS	RED ZONE	SACKS NO-YDS	FIELD GOALS	POSSESSION TIME							
		1	2	3	4	OT												OT	1	2	3	4	TOT		
Baylor	50	14	20	13	3	9-16-0	25	36-150-1	23-29-0	414	6	65-564	4-36.2	1-1	11-1116	4-10	0-0	3-3	0-0	1-1	10:12	5:36	2:48	8:18	26:54
TCU	48	16	7	0	25	8-13-4	25	38-215-2	25-40-1	251	4	78-466	2-35.0	1-0	6-47	6-16	1-2	6-7	1-5	2-4	4:48	9:24	12:12	6:42	33:06
Baylor	48	10	21	17	-	13-11-1	25	31-266-3	20-23-0	279	3	54-545	0-0.0	2-1	5-35	3-6	0-0	5-6	2-2	2-2	6:05	6:47	*7:17	*—	*20:09
SFA	0	0	0	0	-	4-5-1	10	26-85-0	13-22-1	122	0	48-207	5-43.0	1-1	9-52	3-11	1-2	0-1	1-1	0-0	8:55	8:13	*4:43	*—	*21:51
Baylor	56	21	14	21	0	16-14-3	33	50-306-2	31-35-0	367	5	85-673	1-39.0	4-2	6-73	5-10	1-3	5-6	2-10	0-0	8:48	6:18	4:26	9:55	29:27
Rice	31	0	17	7	7	8-12-4	24	38-156-1	23-39-1	260	3	77-416	4-43.8	2-1	9-75	9-19	0-0	4-4	0-0	1-2	6:12	8:42	10:34	5:05	30:33
Baylor	35	7	14	14	0	9-11-1	21	30-83-0	23-32-1	346	5	62-429	2-27.0	4-2	8-103	3-11	4-5	1-1	3-28	0-1	2:50	6:12	5:57	6:14	21:13
at Kansas State	36	13	6	7	10	13-8-3	24	51-210-2	13-28-1	146	2	79-356	3-44.0	1-0	4-35	9-19	1-1	7-8	5-26	3-8	12:10	8:48	9:03	8:46	38:47
Baylor	49	0	21	14	14	24-11-2	37	67-395-5	22-30-0	212	1	97-607	4-43.0	2-2	2-20	8-15	1-1	5-7	5-27	0-1	8:44	7:45	7:36	11:55	36:00
at Iowa State	26	7	7	6	6	8-8-1	17	33-181-1	17-35-1	244	3	68-425	8-42.6	1-1	7-31	6-16	1-1	2-3	3-23	0-0	6:16	7:15	7:24	3:05	24:00
Baylor	28	7	7	14	0	6-17-1	24	31-50-1	28-40-1	430	3	71-480	3-43.7	2-0	10-83	7-13	1-2	2-4	0-0	0-1	8:53	8:29	7:28	3:58	28:48
at Texas A&M	55	3	21	17	14	14-17-4	35	45-266-1	25-38-1	415	6	83-681	0-0.0	0-0	7-56	10-13	0-0	5-5	5-26	2-2	6:07	6:31	7:32	11:02	31:12
Baylor	24	0	0	3	21	13-19-4	36	54-176-2	34-51-2	446	1	105-622	0-0.0	3-28	3-28	7-18	5-7	3-6	0-0	1-2	9:49	10:18	9:59	8:48	38:54
vs. Oklahoma State	59	21	14	14	10	10-12-1	23	27-327-5	24-36-0	274	3	63-601	2-49.5	1-1	7-80	8-13	1-1	7-8	2-9	1-1	5:11	4:42	5:01	6:12	21:06
Baylor	42	0	13	15	14	13-16-2	31	42-280-3	27-41-0	406	3	82-686	4-28.0	3-1	8-85	8-15	1-1	2-5	1-8	0-2	6:41	10:30	7:21	4:50	29:22
Missouri	39	7	7	0	25	13-187-2	32	40-243-2	33-46-0	325	3	86-568	4-37.2	3-1	6-57	7-15	1-3	5-5	3-26	1-1	8:19	4:30	7:39	10:10	30:38
Baylor	31	0	3	0	21	11-10-1	22	28-193-1	22-30-1	312	3	58-505	3-46.0	3-3	6-39	5-11	1-1	2-2	1-5	1-1	4:08	3:29	4:55	4:00	16:32
at Kansas	30	3	14	7	0	15-8-3	26	64-296-3	17-27-3	108	1	91-404	5-46.2	0-0	6-55	10-20	3-3	3-4	0-0	1-1	10:52	11:31	10:05	11:00	43:28
Baylor	45	3	14	14	14	10-14-4	28	38-131-2	22-35-0	485	4	73-616	6-40.3	1-0	8-55	3-13	1-2	4-5	2-13	1-1	10:47	2:42	6:20	5:56	25:45
Oklahoma	38	3	7	14	14	11-18-0	29	36-158-5	36-51-1	447	0	87-605	5-40.6	2-2	9-90	6-14	1-2	5-5	2-13	1-1	4:13	12:18	8:40	9:04	34:15
Baylor	66	10	21	21	14	24-9-5	38	79-360-5	16-23-0	257	3	102-617	1-44.0	5-2	11-110	10-17	1-1	6-6	1-5	1-2	9:17	7:26	7:20	12:45	36:48
vs. Texas Tech	42	7	21	7	7	4-18-3	25	17-46-2	42-56-2	398	4	73-444	6-39.7	2-2	9-85	5-11	0-0	4-5	2-24	0-0	5:43	7:34	7:40	2:15	23:12
Baylor	48	14	10	17	7	9-14-1	24	38-191-4	15-22-1	320	2	60-511	2-46.0	0-0	6-45	3-8	0-0	6-7	2-12	2-2	1:58	7:00	5:01	7:31	21:30
Texas	24	7	14	3	0	9-11-2	22	45-201-0	24-40-4	356	3	85-557	0-0.0	2-2	12-105	14-22	0-1	2-5	1-2	13:02	8:00	9:59	7:29	38:30	

*-due to weather, SFA game 12-min. 3Q & no 4Q

GAME-BY-GAME OFFENSIVE STARTERS

OPPONENT	WR	LT	LG	C	RG	RT	TE	IR	IR	WR	QB	RB
TCU	Sampson	Richardson	Kaufhold	Blake	Griffin	Wade		Wright	Reese	T. Williams	Griffin III	Ganaway
SFA	Sampson	Richardson	Kaufhold	Blake	Griffin	Wade	Najvar			Goodley	Griffin III	Ganaway Salubi (RB)
Rice		Richardson	Kaufhold	Blake	Griffin	Wade	Najvar	Wright		T. Williams	Griffin III	Ganaway Monk (TE)
at Kansas State	Sampson	Richardson	Kaufhold	Blake	Griffin	Wade	Najvar	Wright		T. Williams	Griffin III	Ganaway
Iowa State		Richardson	Kaufhold	Blake	Griffin	Wade	Najvar	Wright	Reese	T. Williams	Griffin III	Ganaway
at Texas A&M	Sampson	Richardson	Kaufhold	Blake	Griffin	Wade	Najvar	Wright	Reese		Griffin III	Ganaway
at Oklahoma State	Sampson	Richardson	Kaufhold	Blake	Griffin	Wade		Wright	Reese	T. Williams	Griffin III	Ganaway
Missouri	Sampson	Richardson	Kaufhold	Blake	Griffin	Wade		Wright	Reese	T. Williams	Griffin III	Salubi
at Kansas	Sampson	Richardson	Kaufhold	Blake	Griffin	Wade		Wright	Reese	T. Williams	Griffin III	Ganaway
Oklahoma	Sampson	Richardson	Kaufhold	Blake	Griffin	Wade		Wright	Reese	T. Williams	Griffin III	Ganaway
vs. Texas Tech	Sampson	Richardson	Kaufhold	Blake	Jackson	Wade	Najvar	Wright		T. Williams	Griffin III	Ganaway
Texas	Sampson	Richardson	Kaufhold	Blake	Griffin	Wade	Najvar	Wright		T. Williams	Griffin III	Ganaway

GAME-BY-GAME DEFENSIVE STARTERS

OPPONENT	DE	DT	NG	DE	CB	WLB	MLB	NB	CS	DS	CB
TCU	Mason	Robertson	Jean-Baptiste	Lloyd	Casey	Trahan	Coffey	Dixon	Hicks	Wilson	Stephenson
SFA	Mason	Robertson	Jean-Baptiste	Lloyd	Casey	Trahan	Coffey	Dixon	Hicks	Holl	J. Williams
Rice	Mason	Robertson	Jean-Baptiste	Lloyd	Casey	Trahan	Coffey	Dixon	Hicks	Holl	Morton
at Kansas State	Mason	Robertson	Jean-Baptiste	Lloyd	Casey	Chadwick	Coffey	Dixon	Hicks	Holl	Morton
Iowa State	Elliott	Robertson	Jean-Baptiste	Lloyd	Casey	Chadwick	Coffey	Dixon	Hicks	Holl	Morton
at Texas A&M	Elliott	N. Johnson	Jean-Baptiste	Lloyd	J. Williams	Chadwick	Coffey	Dixon	Hicks	Holl	Morton
at Oklahoma State	Mason	Robertson	Jean-Baptiste	Lloyd	J. Williams	Chadwick	Coffey	Dixon	Hicks	Casey	Morton
Missouri	Mason	Robertson	Jean-Baptiste	Lloyd	J. Williams	Chadwick	Coffey	Dixon	Hicks	Casey	Morton
at Kansas	Mason	Robertson	Jean-Baptiste	Lloyd	J. Williams	Chadwick	Coffey	Dixon	Hicks	Holl	Morton
Oklahoma	Elliott	N. Johnson	K. Johnson	Lloyd	J. Williams	Chadwick	Coffey	Dixon	Hicks	Holl	Morton
vs. Texas Tech	Elliott	Robertson	Jean-Baptiste	Lloyd	J. Williams	Chadwick	Coffey	Dixon	Hicks	Holl	Morton
Texas	Elliott	Robertson	Jean-Baptiste	Lloyd	J. Williams	Chadwick	Coffey	Dixon	Hicks	Holl	Morton

2011 SEASON STATISTICS

OVERALL: 9-3 (HOME 7-0, ROAD 1-3, NEUTRAL 1-0) | BIG 12 CONFERENCE: 6-3 (HOME 4-0, ROAD 1-3, NEUTRAL 1-0)

GAME-BY-GAME PASSING

ROBERT GRIFFIN III	COMP	ATT	INT	PCT	YDS	TD	LONG	SACKS	EFF.	BRYCE PETTY	COMP	ATT	INT	PCT	YDS	TD	LONG	SACKS	EFF.
TCU	21	27	0	77.8	359	5	64	1	250.58	TCU	DNP								
SFA	19	21	0	90.5	265	3	66	1	243.62	SFA	1	2	0	50.0	14	0	14	0	108.80
Rice	29	33	0	87.9	338	5	64	0	223.92	Rice	2	2	0	100.0	29	0	25	0	221.80
at Kansas State	23	31	1	74.2	346	5	43	5	214.72	at Kansas State	DNP								
Iowa State	22	30	0	73.3	212	1	25	3	143.69	Iowa State	0	0	0	—	0	0	—	0	—
at Texas A&M	28	40	1	70.0	430	3	77	5	180.05	at Texas A&M	DNP								
at Oklahoma State	33	50	2	66.0	425	1	72	2	136.00	at Oklahoma State	DNP								
Missouri	27	41	0	65.9	406	3	68	2	173.18	Missouri	0	0	0	—	0	0	—	0	—
at Kansas	22	29	1	75.9	312	3	67	0	193.48	at Kansas	DNP								
Oklahoma	21	34	0	61.8	479	4	87	2	218.93	Oklahoma	DNP								
vs. Texas Tech	7	11	0	63.6	106	1	33	0	174.58	vs. Texas Tech	DNP								
Texas	15	22	1	68.2	320	2	59	1	212.27	Texas	DNP								

NICK FLORENCE COMP ATT INT PCT YDS TD LONG SACKS EFF.

TCU	DNP																		
SFA	DNP																		
Rice	DNP																		
at Kansas State	DNP																		
Iowa State	DNP																		
at Texas A&M	DNP																		
at Oklahoma State	DNP																		
Missouri	DNP																		
at Kansas	DNP																		
Oklahoma	DNP																		
vs. Texas Tech	9	12	0	75.0	151	2	46	2	235.70										
Texas	0	0	0	—	0	0	—	0	—										

GAME-BY-GAME RUSHING (No.-Yards-TDs)

PLAYER	NO-YDS-TD	TCU	SFA	Rice	at KSU	ISU	at TAMU	at OSU	MU	at KU	OU	vs. Tech	UT
Ganaway, Terrance	199-1,357-16	24-120-1	9-80-1	18-89-1	13-38-0	23-200-3	16-34-1	23-88-1	12-186-2	9-45-0	16-60-2	12-246-2	23-152-2
Griffin III, Robert	161-644-9	10-38-0	8-78-0	6-51-1	12-6-0	24-107-1	12-15-0	16-27-1	19-53-1	10-103-1	18-72-0	14-62-2	12-32-2
Martin, Glasco	40-268-2	0-0-0	5-61-1	5-83-0	1-6-0	9-47-1	1-1-0	8-28-0	2-5-0	3-20-0	0-0-0	6-17-0	DNP
Salubi, Jarred	53-230-1	1-(-7)-0	5-35-1	8-48-0	3-14-0	4-18-0	2-0-0	5-20-0	8-38-0	5-27-0	2-7-0	9-21-0	1-9-0
Wright, Kendall	6-44-0	0-0-0	1-3-0	0-0-0	1-19-0	2-15-0	0-0-0	1-9-0	0-0-0	1-(-2)-0	0-0-0	0-0-0	0-0-0
Williams, Isaac	12-29-0	0-0-0	2-0-0	8-25-0	DNP	2-4-0	0-0-0	0-0-0	0-0-0	0-0-0	0-0-0	0-0-0	0-0-0
Petty, Bryce	4-15-0	DNP	0-0-0	3-12-0	DNP	1-3-0	DNP	DNP	0-0-0	DNP	DNP	DNP	DNP
Florence, Nick	7-14-1	DNP	DNP	DNP	DNP	DNP	DNP	DNP	DNP	DNP	DNP	7-14-1	0-0-0
Reese, Tevin	3-1-0	0-0-0	0-0-0	0-0-0	0-0-0	1-3-0	0-0-0	1-4-0	0-0-0	0-0-0	1-(-6)-0	0-0-0	0-0-0

GAME-BY-GAME RECEIVING (No.-Yards-TDs)

PLAYER	NO-YDS-TD	TCU	SFA	Rice	at KSU	ISU	at TAMU	at OSU	MU	at KU	OU	vs. Tech	UT
Wright, Kendall	101-1,572-13	12-189-2	8-123-1	11-108-1	9-201-3	8-69-1	7-67-1	11-117-0	7-97-0	8-102-0	8-208-1	6-125-2	6-166-1
Williams, Terrance	53-895-11	6-126-2	0-0-0	2-25-1	1-9-0	5-46-0	8-146-1	8-154-1	7-100-2	4-52-1	5-99-1	3-50-1	4-88-1
Reese, Tevin	46-811-7	1-2-0	2-44-0	7-106-1	5-86-1	3-41-0	4-106-1	5-32-0	7-163-1	6-127-2	4-84-1	1-8-0	1-12-0
Sampson, Lanear	39-549-3	1-64-1	4-32-1	3-31-1	2-18-0	3-34-0	6-76-0	6-82-0	2-8-0	3-26-0	2-63-0	4-64-0	3-49-0
Najvar, Jordan	15-146-1	2-18-1	1-14-0	2-18-0	3-21-0	1-10-0	2-24-0	0-0-0	2-25-0	0-0-0	1-13-0	1-3-0	0-0-0
Monk, Jerod	8-85-2	0-0-0	3-39-1	1-5-0	2-10-1	1-10-0	0-0-0	1-21-0	0-0-0	0-0-0	0-0-0	0-0-0	0-0-0
Ganaway, Terrance	6-52-1	0-0-0	0-0-0	2-15-1	0-0-0	0-0-0	1-11-0	1-17-0	1-4-0	0-0-0	0-0-0	0-0-0	1-5-0
Norwood, Levi	5-64-0	0-0-0	0-0-0	1-25-0	0-0-0	0-0-0	0-0-0	2-23-0	1-9-0	0-0-0	0-0-0	1-7-0	0-0-0
Salubi, Jarred	3-33-0	0-0-0	1-13-0	0-9-0	0-0-0	0-0-0	0-0-0	0-0-0	0-0-0	1-5-0	0-0-0	0-0-0	0-0-0
Goodley, Antwan	2-26-0	0-0-0	1-14-0	DNP	DNP	0-0-0	0-0-0	0-0-0	0-0-0	0-0-0	1-12-0	0-0-0	0-0-0
Jones, Darius	1-21-0	0-0-0	0-0-0	1-21-0	0-0-0	0-0-0	0-0-0	0-0-0	0-0-0	0-0-0	DNP	DNP	DNP
Griffin III, Robert	1-15-0	1-15-0	0-0-0	0-0-0	0-0-0	0-0-0	0-0-0	0-0-0	0-0-0	0-0-0	0-0-0	0-0-0	0-0-0
Fuller, Clay	1-4-0	0-0-0	0-0-0	1-4-0	0-0-0	0-0-0	0-0-0	0-0-0	0-0-0	0-0-0	0-0-0	0-0-0	0-0-0
Martin, Glasco	1-1-0	0-0-0	0-0-0	0-0-0	1-1-0	0-0-0	0-0-0	0-0-0	0-0-0	0-0-0	0-0-0	0-0-0	DNP

GAME-BY-GAME PUNTING

SPENCER ROTH	NO	YDS	AVG	LONG	I20	TB	50+	60+
TCU	4	145	36.2	43	0	0	0	0
SFA	DNP							
Rice	DNP							
at Kansas State	2	54	27.0	40	0	0	0	0
Iowa State	4	172	43.0	58	1	1	1	0
at Texas A&M	3	131	43.7	45	1	1	0	0
at Oklahoma State	0	0	—	—	0	0	0	0
Missouri	3	80	26.7	41	1	0	0	0
at Kansas	3	138	46.0	51	1	0	1	0
Oklahoma	6	242	40.3	49	2	0	0	0
vs. Texas Tech	1	44	44.0	44	0	0	0	0
Texas	1	64	64.0	64	0	1	1	1

GAME-BY-GAME KICKING

AARON JONES	PAT	ATT	PCT	FG	ATT	PCT	LONG	PTS
TCU	4	6	66.7	1	1	100.0	37	7
SFA	6	6	100.0	2	2	100.0	48	12
Rice	8	8	100.0	0	0	—	—	8
at Kansas State	5	5	100.0	0	1	0.0	—	5
Iowa State	6	6	100.0	0	1	0.0	—	6
at Texas A&M	4	4	100.0	0	1	0.0	—	4
at Oklahoma State	3	3	100.0	1	2	50.0	36	6
Missouri	4	5	80.0	0	2	0.0	—	4
at Kansas	4	4	100.0	1	1	100.0	37	7
Oklahoma	6	6	100.0	1	1	100.0	34	9
vs. Texas Tech	9	9	100.0	1	2	50.0	28	12
Texas	6	6	100.0	2	2	100.0	40	12

2011 SEASON STATISTICS

OVERALL: 9-3 (HOME 7-0, ROAD 1-3, NEUTRAL 1-0) | BIG 12 CONFERENCE: 6-3 (HOME 4-0, ROAD 1-3, NEUTRAL 1-0)

GAME-BY-GAME TACKLES (UT-AT-TOT)

PLAYER	UT-AT-TOT	TCU	SFA	Rice	at KSU	ISU	at TAMU	at OSU	MU	at KU	OU	vs. Tech	UT
Holl, Sam	66-26-102	4-0-4	4-0-4	2-0-2	7-2-9	9-2-11	0-1-1	3-0-3	9-1-10	13-8-21	9-7-16	5-0-5	11-5-16
Hicks, Mike	68-31-99	8-2-10	2-0-2	5-3-8	4-1-5	7-1-8	7-5-12	5-0-5	10-3-13	2-5-7	8-4-12	3-4-7	7-3-10
Coffey, Elliot	50-49-99	4-2-6	0-1-1	5-3-8	2-8-10	3-5-8	4-9-13	2-0-2	10-1-11	7-3-10	4-8-12	5-4-9	4-5-9
Dixon, Ahmad	52-29-81	1-4-5	2-1-3	5-4-9	6-3-9	5-1-6	6-5-11	2-0-2	5-4-9	5-1-6	6-2-8	5-3-8	4-1-5
Morton, K.J.	53-13-66	DNP	0-0-0	3-2-5	3-1-4	2-0-2	8-3-11	6-0-6	3-1-4	6-3-9	5-1-6	8-1-9	9-1-10
Chadwick, Rodney	40-21-61	0-0-0	3-0-3	3-0-3	2-2-4	3-1-4	2-2-4	5-0-5	5-3-8	8-3-11	2-4-6	3-3-6	4-3-7
Casey, Chance	40-8-48	9-1-10	4-0-4	6-0-6	8-2-10	2-3-5	4-2-6	6-0-6	1-0-1	DNP	DNP	DNP	DNP
Williams, Joe	33-9-42	5-1-6	2-0-2	1-0-1	0-0-0	0-0-0	5-1-6	6-0-6	4-0-4	3-2-5	3-0-3	2-2-4	2-3-5
Jean-Baptiste, Nicholas	22-14-36	2-2-4	5-2-7	1-1-2	1-1-2	2-2-4	1-0-1	1-0-1	0-2-2	3-0-3	3-0-3	1-1-2	2-3-5
Lloyd, Terrance	21-13-34	2-0-2	0-0-0	3-1-4	3-2-5	1-2-3	0-2-2	2-0-2	4-2-6	2-1-3	2-1-3	1-0-1	1-2-3
Trahan, Brody	18-11-29	6-1-7	1-1-2	0-2-2	2-4-6	1-0-1	2-1-3	0-0-0	2-0-2	1-0-1	1-0-1	0-2-2	2-0-2
Elliott, Tevin	17-10-27	0-0-0	1-1-2	3-2-5	0-0-0	3-2-5	2-1-3	0-0-0	1-0-1	2-1-3	0-1-1	4-1-5	1-1-2
Mason, Gary	12-7-19	1-2-3	1-3-4	3-1-4	1-1-2	1-0-1	1-0-1	1-0-1	1-0-1	2-2-4	0-0-0	1-0-1	1-0-1
Robertson, Tracy	8-10-18	0-1-1	0-1-1	0-1-1	3-1-4	1-0-1	1-0-1	0-0-0	0-0-0	2-1-3	0-1-1	1-0-1	0-4-4
Hager, Bryce	7-5-12	0-0-0	2-1-3	1-1-2	0-0-0	1-0-1	2-0-2	1-0-1	0-0-0	0-0-0	0-1-1	0-1-1	0-1-1
Golston, Cordarius	6-4-10	0-0-0	1-0-1	0-0-0	0-0-0	0-1-1	1-0-1	0-0-0	1-0-1	0-0-0	2-0-2	1-3-4	0-0-0
McAllister, Chris	5-4-9	2-0-2	0-1-1	0-2-2	0-0-0	1-0-1	0-0-0	0-0-0	0-0-0	1-0-1	1-1-2	0-0-0	0-0-0
Wilson, Josh	4-4-8	1-1-2	0-0-0	1-0-1	DNP	0-0-0	2-2-4	0-0-0	0-0-0	0-0-0	0-0-0	0-0-0	0-1-1
Fuller, Clay	6-1-7	1-0-1	0-0-0	0-1-1	1-0-1	0-0-0	0-0-0	1-0-1	0-0-0	0-0-0	1-0-1	2-0-2	0-0-0
Johnson, Nick	4-3-7	DNP	0-0-0	1-1-2	DNP	0-0-0	0-0-0	0-0-0	0-1-1	2-0-2	0-0-0	0-0-0	1-1-2
Parks, Ben	5-1-6	1-1-2	0-0-0	0-0-0	DNP	0-0-0	0-0-0	1-0-1	0-0-0	0-0-0	1-0-1	0-0-0	2-0-2
McCall, LeQuince	5-0-5	1-0-1	1-0-1	1-0-1	0-0-0	0-0-0	0-0-0	0-0-0	0-0-0	1-0-1	0-0-0	1-0-1	0-0-0
Johnson, Kaeron	5-0-5	1-0-1	1-0-1	0-0-0	0-0-0	0-0-0	0-0-0	0-0-0	0-0-0	0-0-0	2-0-2	0-0-0	1-0-1
Brence, Collin	2-2-4	0-0-0	0-0-0	0-1-1	0-1-1	0-0-0	0-0-0	0-0-0	1-0-1	0-1-1	0-0-0	0-0-0	0-0-0
Sampson, Lanear	2-0-2	1-0-1	0-0-0	0-0-0	0-0-0	0-0-0	0-0-0	0-0-0	0-0-0	0-0-0	1-0-1	0-0-0	0-0-0
Jones, Darius	1-1-2	1-1-2	0-0-0	0-0-0	DNP	0-0-0	0-0-0	0-0-0	0-0-0	0-0-0	DNP	DNP	DNP
Najvar, Jordan	1-1-2	0-0-0	0-0-0	0-0-0	1-0-1	0-0-0	0-0-0	0-0-0	0-0-0	0-1-1	0-0-0	0-0-0	0-0-0
Goodson, Demetri	1-0-1	DNP	1-0-1	0-0-0	0-0-0	0-0-0	DNP	DNP	DNP	DNP	DNP	DNP	DNP
Singletary, Robert	1-0-1	0-0-0	1-0-1	0-0-0	0-0-0	0-0-0	0-0-0	0-0-0	0-0-0	0-0-0	0-0-0	0-0-0	0-0-0
Jones, Aaron	1-0-1	0-0-0	0-0-0	1-0-1	0-0-0	0-0-0	0-0-0	0-0-0	0-0-0	0-0-0	0-0-0	0-0-0	0-0-0
Salubi, Jarred	1-0-1	0-0-0	0-0-0	0-0-0	0-0-0	1-0-1	0-0-0	0-0-0	0-0-0	0-0-0	0-0-0	0-0-0	0-0-0
Williams, Isaac	1-0-1	0-0-0	0-0-0	0-0-0	DNP	0-0-0	1-0-1	0-0-0	0-0-0	0-0-0	0-0-0	0-0-0	0-0-0
Roth, Spencer	1-0-1	0-0-0	DNP	DNP	0-0-0	0-0-0	0-0-0	0-0-0	0-0-0	0-0-0	0-0-0	1-0-1	0-0-0
Stephenson, Tyler	0-1-1	0-1-1	DNP	DNP	DNP	DNP	DNP	DNP	0-0-0	DNP	DNP	0-0-0	DNP
Ritchey, Matt	0-1-1	0-0-0	0-0-0	0-0-0	0-1-1	0-0-0	0-0-0	0-0-0	0-0-0	0-0-0	0-0-0	0-0-0	0-0-0
Robinson, T.C.	0-1-1	DNP	DNP	DNP	DNP	0-0-0	DNP	0-0-0	DNP	0-0-0	DNP	0-1-1	0-0-0

GAME-BY-GAME TACKLES FOR LOSS (TFL-YDS)

PLAYER	TFL-YDS	TCU	SFA	Rice	at KSU	ISU	at TAMU	at OSU	MU	at KU	OU	vs. Tech	UT
Jean-Baptiste, Nicholas	8.5-36	1-0-1	1-0-8	0.5-0	0-0-0	0.5-1	1-0-1	0-0-0	0.5-4	0-0-0	2.0-13	1.5-6	0.5-2
Elliott, Tevin	8.0-37	0-0-0	1.5-9	1.0-4	0-0-0	1.5-11	0-0-0	0-0-0	1.0-4	2.0-6	0-0-0	1.0-3	0-0-0
Mason, Gary	8.0-32	0-0-0	1.5-8	2.5-6	1.0-9	0-0-0	1-0-1	0-0-0	0-0-0	0-0-0	0-0-0	1.0-1	1.0-7
Lloyd, Terrance	7.0-33	0-0-0	0-0-0	2.0-14	0-0-0	1.0-3	0-0-0	1-0-1	2.5-14	0-0-0	0.5-1	0-0-0	0-0-0
Robertson, Tracy	5.5-32	0-0-0	0-0-0	0-0-0	2.0-19	1.0-3	1.0-2	0-0-0	0-0-0	0-0-0	0-0-0	1.0-5	0.5-3
Coffey, Elliot	5.0-14	2-0-3	0-0-0	0-0-0	0-0-0	0.5-4	0-0-0	0-0-0	0-0-0	1-0-1	1.0-4	0.5-2	0-0-0
Dixon, Ahmad	3.5-14	0-0-0	0-0-0	0-0-0	1.0-6	1.5-5	0-0-0	0-0-0	0-0-0	0-0-0	1.0-3	0-0-0	0-0-0
Chadwick, Rodney	3.0-10	0-0-0	1-0-3	0-0-0	0-0-0	0-0-0	0-0-0	0-0-0	1.0-5	1-0-2	0-0-0	0-0-0	0-0-0
Hicks, Mike	2.5-8	0-0-0	1.0-6	0-0-0	0-0-0	0-0-0	0-0-0	0-0-0	1.0-1	0.5-1	0-0-0	0-0-0	0-0-0
Holl, Sam	2.0-2	0-0-0	1.0-1	0-0-0	0-0-0	0-0-0	0-0-0	0-0-0	1.0-1	0-0-0	0-0-0	0-0-0	0-0-0
McAlister, Chris	1.5-8	0-0-0	0-0-0	0.5-2	0-0-0	1.0-6	0-0-0	0-0-0	0-0-0	0-0-0	0-0-0	0-0-0	0-0-0
K.J. Morton	1.5-3	DNP	0-0-0	0-0-0	0-0-0	0-0-0	0-0-0	0-0-0	0-0-0	0-0-0	0.5-1	0-0-0	1.0-2
Williams, Joe	1.5-2	0-0-0	0-0-0	1.0-1	0-0-0	0-0-0	0-0-0	0-0-0	0-0-0	0.5-1	0-0-0	0-0-0	0-0-0
Johnson, Nick	1.5-2	DNP	0-0-0	0.5-1	DNP	0-0-0	0-0-0	0-0-0	0-0-0	1.0-1	0-0-0	0-0-0	0-0-0

GAME-BY-GAME SACKS (SACKS-YDS)

PLAYER	SACKS-YDS	TCU	SFA	Rice	at KSU	ISU	at TAMU	at OSU	MU	at KU	OU	vs. Tech	UT
Robertson, Tracy	4.5-30	0-0-0	0-0-0	0-0-0	2.0-19	1.0-3	0-0-0	0-0-0	0-0-0	0-0-0	0-0-0	1.0-5	0.5-3
Jean-Baptiste, Nicholas	4.0-27	0-0-0	1-0-8	0-0-0	0-0-0	0-0-0	0-0-0	0-0-0	0.5-4	0-0-0	2.0-13	0-0-0	0.5-2
Elliott, Tevin	3.0-23	0-0-0	0.5-7	0-0-0	0-0-0	1.5-11	0-0-0	0-0-0	0-0-0	1.0-5	0-0-0	0-0-0	0-0-0
Mason, Gary	2.5-23	0-0-0	0.5-7	0-0-0	1.0-9	0-0-0	0-0-0	0-0-0	0-0-0	0-0-0	0-0-0	0-0-0	1.0-7
Lloyd, Terrance	2.5-14	0-0-0	0-0-0	1.0-7	0-0-0	1.0-3	0-0-0	0-0-0	0.5-4	0-0-0	0-0-0	0-0-0	0-0-0
McAlister, Chris	1.5-8	0-0-0	0-0-0	0.5-2	0-0-0	1.0-6	0-0-0	0-0-0	0-0-0	0-0-0	0-0-0	0-0-0	0-0-0
Coffey, Elliot	0.5-4	0-0-0	0-0-0	0-0-0	0-0-0	0.5-4	0-0-0	0-0-0	0-0-0	0-0-0	0-0-0	0-0-0	0-0-0
Johnson, Nick	0.5-1	DNP	0-0-0	0.5-1	DNP	0-0-0	0-0-0	0-0-0	0-0-0	0-0-0	0-0-0	0-0-0	0-0-0

2011 SEASON STATISTICS

OVERALL: 9-3 (HOME 7-0, ROAD 1-3, NEUTRAL 1-0) | BIG 12 CONFERENCE: 6-3 (HOME 4-0, ROAD 1-3, NEUTRAL 1-0)

SCORING DRIVES

OPPONENT	PLAYS	YDS	DRIVE TIME	QTR/ CLOCK	DRIVE START	DRIVE PLAY
TCU	6	72	2:17	1st/12:43	BU27	T. Williams 40 pass from Wright
TCU	7	80	2:44	1st/03:02	BU80	Wright 35 pass from Griffin III
TCU	7	72	2:37	2nd/14:25	BU28	Wright 28 pass from Griffin III
TCU	3	39	0:50	2nd/11:42	TC39	Najvar 14 pass from Griffin III
TCU	8	76	2:22	2nd/00:50	BU24	Ganaway 2 run
TCU	3	76	1:16	3rd/08:49	BU24	Sampson 64 pass from Griffin III
TCU	3	46	1:32	3rd/06:10	TC46	T. Williams 42 pass from Griffin III
TCU	11	60	3:23	4th/01:04	BU20	Jones 37 FG
SFA	9	45	3:44	1st/07:28	BU24	Jones 48 FG
SFA	8	63	2:21	1st/02:53	BU37	Sampson 9 pass from Griffin III
SFA	8	96	2:27	2nd/11:00	BU04	Monk 10 pass from Griffin III
SFA	7	65	1:46	2nd/08:06	BU35	Salubi 6 run
SFA	4	80	0:50	2nd/03:14	BU20	Wright 66 pass from Griffin III
SFA	2	50	0:39	3rd/11:21	50	Ganaway 41 run
SFA	5	61	1:21	3rd/07:52	BU39	Martin 18 run
SFA	7	51	2:17	3rd/03:12	BU37	Jones 30 FG
Rice	8	63	2:00	1st/08:26	BU37	T. Williams 4 pass from Griffin III
Rice	3	43	0:35	1st/06:15	RU43	Sampson 29 pass from Griffin III
Rice	2	21	0:41	1st/05:34	RU21	Wright 17 pass from Griffin III
Rice	11	91	4:06	2nd/14:56	BU09	Ganaway 4 run
Rice	9	78	2:05	2nd/10:52	BU22	Ganaway 10 pass from Griffin III
Rice				3rd/10:30		Dixon 55 interception return
Rice	3	87	0:51	3rd/06:00	BU13	Reese 64 pass from Griffin III
Rice	7	72	2:17	3rd/00:54	BU28	Griffin III 4 run
at Kansas St.	7	48	1:48	1st/13:12	KS48	Monk 5 pass from Griffin III
at Kansas St.	6	77	1:48	2nd/13:40	BU23	Wright 43 pass from Griffin III
at Kansas St.	2	75	0:20	2nd/03:23	BU25	Reese 42 pass from Griffin III
at Kansas St.	5	60	1:08	3rd/12:29	BU40	Wright 34 pass from Griffin III
at Kansas St.	8	79	2:36	3rd/03:08	BU21	Wright 35 pass from Griffin III
Iowa St.	10	87	3:16	2nd/13:22	BU13	Griffin III 1 run
Iowa St.	9	70	2:48	2nd/07:31	BU30	Wright 15 pass from Griffin III
Iowa St.	7	58	1:47	2nd/04:30	BU42	Martin 1 run
Iowa St.	7	50	1:54	3rd/08:08	50	Ganaway 3 run
Iowa St.				3rd/06:18		Elliott 86 fumble return
Iowa St.	12	77	3:33	4th/12:26	BU23	Ganaway 2 run
Iowa St.	7	74	3:43	4th/04:19	BU26	Ganaway 22 run
at Texas A&M	12	73	4:31	1st/04:42	BU27	Wright 6 pass from Griffin III
at Texas A&M	1	77	0:17	2nd/07:59	BU23	T. Williams 77 pass from Griffin III
at Texas A&M	2	46	0:41	3rd/09:57	AM46	Reese 43 pass from Griffin III
at Texas A&M	11	78	4:04	3rd/03:50	BU22	Ganaway 4 run
at Oklahoma St.	10	53	3:56	3rd/09:14	BU28	Jones 36 FG
at Oklahoma St.	4	73	1:39	4th/14:56	BU27	Ganaway 18 run
at Oklahoma St.	2	80	0:31	4th/14:03	BU20	T. Williams 72 pass from Griffin III
at Oklahoma St.	21	80	8:12	4th/01:06	BU20	Griffin III 1 run
Missouri	12	68	4:11	2nd/12:33	BU32	T. Williams 6 pass from Griffin III
Missouri	14	80	3:37	2nd/00:01	BU20	Griffin III 1 run
Missouri	4	73	1:48	3rd/13:12	BU27	T. Williams 28 pass from Griffin III
Missouri	2	51	0:26	3rd/01:24	BU49	Ganaway 38 run
Missouri	4	82	1:36	4th/08:22	BU18	Reese 68 pass from Griffin III
Missouri	1	80	0:12	4th/06:53	BU20	Ganaway 80 run
at Kansas	3	60	0:26	2nd/00:00	BU20	Jones 37 FG
at Kansas	5	89	1:07	4th/11:45	BU11	Griffin III 49 run
at Kansas	6	98	1:53	4th/07:58	BU02	T. Williams 36 pass from Griffin III
at Kansas	3	80	0:35	4th/03:32	BU20	Reese 67 pass from Griffin III
at Kansas	3	25	—	OT	KU25	Reese 14 pass from Griffin III
Oklahoma	9	59	4:24	1st/01:09	BU24	Jones 34 FG
Oklahoma	3	83	0:36	2nd/07:14	BU17	Ganaway 15 run
Oklahoma	1	69	0:15	2nd/02:23	BU31	Reese 69 pass from Griffin III
Oklahoma	2	84	0:49	3rd/06:39	BU16	Wright 87 pass from Griffin III
Oklahoma	10	85	2:40	3rd/01:15	BU15	Najvar 13 pass from Griffin III
Oklahoma	4	74	1:21	4th/12:49	BU26	Ganaway 11 run
Oklahoma	5	80	0:43	4th/00:08	BU20	Williams 34 pass from Griffin III
vs. Texas Tech	8	44	2:28	1st/11:13	BU45	Jones 28 FG
vs. Texas Tech	12	73	3:10	1st/06:57	BU27	Wright 33 pass from Griffin III
vs. Texas Tech	10	66	3:45	2nd/14:54	BU34	Griffin III 4 run
vs. Texas Tech	7	66	2:15	2nd/08:40	BU34	Ganaway 4 run
vs. Texas Tech	12	86	4:57	2nd/01:36	BU14	Griffin III 3 run
vs. Texas Tech	5	80	1:26	3rd/10:09	BU20	Wright 46 pass from Florence
vs. Texas Tech	8	77	2:27	3rd/06:05	BU23	T. Williams 40 pass from Florence
vs. Texas Tech				3rd/02:26		J. Williams 90 interception return
vs. Texas Tech	12	69	4:30	4th/09:33	BU31	Florence 1 run
vs. Texas Tech	3	21	1:02	4th/06:24	TT21	Ganaway 4 run
Texas	2	59	0:22	1st/14:38	BU41	Wright 59 pass from Griffin III
Texas	5	80	1:03	1st/08:03	BU20	Ganaway 20 run
Texas	7	65	3:01	2nd/04:39	BU30	Jones 22 FG
Texas	2	2	0:28	2nd/00:50	UT02	Griffin III 2 run
Texas	6	75	1:30	3rd/11:34	BU25	Ganaway 1 run
Texas	2	11	0:34	3rd/07:21	UT11	Griffin III 10 run
Texas	9	59	2:57	3rd/01:18	BU19	Jones 40 FG
Texas	8	88	3:22	4th/07:43	BU12	T. Williams 39 pass from Griffin III

AVERAGE DRIVE 6.2 64.4 2:00

DRIVES SUPERLATIVES

MOST PLAYS:	21 (TD at OSU)	FEWEST PLAYS:	1 (TDs at A&M & vs. MU & OU)
MOST YARDS:	98 (TD at KU)	FEWEST YARDS:	2 (TD vs. Texas)
LONGEST TIME:	8:12 (TD at OSU)	SHORTEST TIME:	0:12 (TD vs. MU)

LONG PLAYS (25-plus yards, from scrimmage)

YDS	PLAY	OPPONENT (QTR)
90	J. Williams interception return [TD]	vs. Texas Tech (3rd)
87	Wright pass from Griffin III [TD]	Oklahoma (3rd)
86	Elliott fumble return [TD]	ISU (3rd)
80	Ganaway run [TD]	Missouri (4th)
77	T. Williams pass from Griffin III [TD]	at A&M (2nd)
72	T. Williams pass from Griffin III [TD]	at OSU (4th)
69	Reese pass from Griffin III [TD]	Oklahoma (2nd)
68	Reese pass from Griffin III [TD]	Missouri (4th)
67	Reese pass from Griffin III [TD]	at Kansas (4th)
66	Wright pass from Griffin III [TD]	SFA (2nd)
64	Reese pass from Griffin III [TD]	Rice (3rd)
64	Sampson pass from Griffin III [TD]	TCU (3rd)
59	Wright pass from Griffin III [TD]	Texas (1st)
56	Wright pass from Griffin III	Oklahoma (2nd)
55	Dixon interception return [TD]	Rice (3rd)
52	Reese pass from Griffin III	Missouri (3rd)
50	Sampson pass from Griffin III	Oklahoma (4th)
50	Reese pass from Griffin III	at A&M (3rd)
49	Griffin III run [TD]	at Kansas (4th)
48	Wright pass from Griffin III	Texas (1st)
46	Wright pass from Florence [TD]	vs. Texas Tech (3rd)
43	Reese pass from Griffin III [TD]	at A&M (3rd)
43	Wright pass from Griffin III [TD]	at KSU (2nd)
42	Reese pass from Griffin III [TD]	at KSU (2nd)
42	T. Williams pass from Griffin III [TD]	TCU (3rd)
41	Sampson from Griffin III	at OSU (3rd)
41	Ganaway run [TD]	SFA (3rd)
40	T. Williams pass from Florence [TD]	vs. Texas Tech (3rd)
40	T. Williams pass from Wright [TD]	TCU (1st)
39	T. Williams pass from Griffin III [TD]	Texas (4th)
39	T. Williams pass from Griffin III	at OSU (3rd)
38	Ganaway run [TD]	Missouri (3rd)
36	T. Williams pass from Griffin III [TD]	at Kansas (4th)
36	Wright pass from Griffin III	TCU (2nd)
35	Griffin III run	SFA (2nd)
35	Wright pass from Griffin III [TD]	at KSU (3rd)
35	Wright pass from Griffin III [TD]	TCU (1st)
34	T. Williams pass from Griffin III [TD]	Oklahoma (4th)
34	Wright pass from Griffin	at OSU (2nd)
34	Wright pass from Griffin III [TD]	at KSU (3rd)
33	Wright pass from Griffin III [TD]	vs. Texas Tech (1st)
33	Coffey interception return	at Kansas (2nd)
33	Wright pass from Griffin III	at KSU (2nd)
33	Martin run	Rice (4th)
32	Wright pass from Griffin III	TCU (1st)
31	Martin run	Rice (3rd)
30	Sampson pass from Griffin III	at A&M (3rd)
29	Wright pass from Griffin III	Texas (2nd)
29	Sampson pass from Griffin III [TD]	Rice (1st)
28	Reese pass from Griffin III	at Kansas (2nd)
28	T. Williams pass from Griffin III [TD]	Missouri (3rd)
28	Reese pass from Griffin III	at KSU (2nd)
28	Hicks interception return	SFA (1st)
28	Wright pass from Griffin III [TD]	TCU (2nd)
27	Reese pass from Griffin III	SFA (1st)
26	Ganaway run	Texas (3rd)
26	Griffin III run	Rice (2nd)
26	Ganaway run	SFA (2nd)
26	Martin run	SFA (3rd)
25	Ganaway run	Texas (2nd)
25	Sampson pass from Florence	vs. Texas Tech (3rd)
25	Wright pass from Griffin III	at Kansas (4th)
25	Reese pass from Griffin III	ISU (4th)
25	Norwood pass from Petty	Rice (4th)

2011 SEASON STATISTICS OVERALL: 9-3 (HOME 7-0, ROAD 1-3, NEUTRAL 1-0) | BIG 12 CONFERENCE: 6-3 (HOME 4-0, ROAD 1-3, NEUTRAL 1-0)

BAYLOR SUPERLATIVES

INDIVIDUAL	
Rushes	42 Ganaway, Terrance vs Texas Tech (Nov 26, 2011)
Yards Rushing	246 Ganaway, Terrance vs Texas Tech (Nov 26, 2011)
TD Rushes	3 Ganaway, Terrance vs Iowa State (Oct 08, 2011)
Long Rush	80 Ganaway, Terrance vs Missouri (Nov 05, 2011)
Pass attempts	50 Griffin III, Robert at Oklahoma State (Oct 29, 2011)
Pass completions	33 Griffin III, Robert at Oklahoma State (Oct 29, 2011)
Yards Passing	479 Griffin III, Robert vs Oklahoma (Nov 19, 2011)
TD Passes	5 three times
Long Pass	87 Griffin III, Robert vs Oklahoma (Nov 19, 2011)
Receptions	12 Wright, Kendall vs TCU (Sep 02, 2011)
Yards Receiving	208 Wright, Kendall vs Oklahoma (Nov 19, 2011)
TD Receptions	3 Wright, Kendall at Kansas State (Oct 01, 2011)
Long Reception	87 Wright, Kendall vs Oklahoma (Nov 19, 2011)
Field Goals	2 Jones, Aaron vs Stephen F. Austin (Sep 17, 2011) Jones, Aaron vs Texas (Dec 03, 2011)
Long Field Goal	48 Jones, Aaron vs Stephen F. Austin (Sep 17, 2011)
Punts	6 Roth, Spencer vs Oklahoma (Nov 19, 2011)
Punting Avg	64.0 Roth, Spencer vs Texas (Dec 03, 2011)
Long Punt	64 Roth, Spencer vs Texas (Dec 03, 2011)
Punts inside 20	2 Roth, Spencer vs Oklahoma (Nov 19, 2011)
Long Punt Return	31 Norwood, Levi vs Iowa State (Oct 08, 2011)
Long Kickoff Return	55 Jones, Darius vs TCU (Sep 02, 2011)
Tackles	21 Holl, Sam at Kansas (Nov 12, 2011)
Sacks	2.0 twice
Tackles For Loss	2.5 Mason Jr., Gary vs Rice (Sep 24, 2011) Lloyd, Terrance vs Missouri (Nov 05, 2011)
Interceptions	2 three times

TEAM

Rushes	79 vs Texas Tech (Nov 26, 2011)
Yards Rushing	395 vs Iowa State (Oct 08, 2011)
Yards Per Rush	8.6 vs Stephen F. Austin (Sep 17, 2011)
TD Rushes	5 twice
Pass attempts	51 at Oklahoma State (Oct 29, 2011)
Pass completions	34 at Oklahoma State (Oct 29, 2011)
Yards Passing	485 vs Oklahoma (Nov 19, 2011)
Yards Per Pass	14.5 vs Texas (Dec 03, 2011)
TD Passes	6 vs TCU (Sep 02, 2011)
Total Plays	105 at Oklahoma State (Oct 29, 2011)
Total Offense	686 vs Missouri (Nov 05, 2011)
Yards Per Play	10.1 vs Stephen F. Austin (Sep 17, 2011)
Points	66 vs Texas Tech (Nov 26, 2011)
Sacks By	5 vs Iowa State (Oct 08, 2011)
First Downs	38 vs Texas Tech (Nov 26, 2011)
Penalties	11 twice
Penalty Yards	116 vs TCU (Sep 02, 2011)
Turnovers	5 at Oklahoma State (Oct 29, 2011)
Interceptions By	4 vs Texas (Dec 03, 2011)
Punts	6 vs Oklahoma (Nov 19, 2011)
Punting Avg	46.0 twice
Long Punt	64 vs Texas (Dec 03, 2011)
Punts inside 20	2 twice
Long Punt Return	31 vs Iowa State (Oct 08, 2011)

RED ZONE

OPPONENT	SCORE	TIMES IN				RUSH TDS	PASS TDS	FGS	FAILED TO SCORE INSIDE 20					GAME
		RED ZONE	SCORES	POINTS	TDS				FGA	DOWNES	INT	FUM	HALF	
TCU	50-48	3	3	16	2	1	1	1	0	0	0	0	0	0
SFA	48-0	6	5	31	4	2	2	1	0	0	0	1	0	0
Rice	56-31	6	5	35	5	2	3	0	0	1	0	1	0	0
Kansas State	35-36	1	1	7	1	0	1	0	0	0	0	0	0	0
Iowa State	49-26	7	5	35	5	4	1	0	0	0	0	1	1	0
Texas A&M	28-55	4	2	14	2	1	1	0	1	1	0	0	0	0
Oklahoma State	24-59	6	3	17	2	2	0	1	0	1	1	1	0	0
Missouri	42-39	5	2	13	2	1	1	0	1	0	0	1	1	0
Kansas	31-30	2	2	10	1	0	1	1	0	0	0	0	0	0
Oklahoma	45-38	5	4	24	3	2	1	1	0	0	0	0	1	0
Texas Tech	66-42	6	6	38	5	5	0	1	0	0	0	0	0	0
Texas	48-24	7	6	34	4	4	0	2	0	0	1	0	0	0
Totals	522-428	58	44	274	36	24	12	8	2	3	2	4	3	0
Opponents	428-522	60	50	313	41	20	21	9	3	0	3	4	0	0

SEASON PCT. (OVERALL): 44 of 58 (75.9%)

SEASON PCT. (TDS): 36 of 58 (62.1%)

SEASON PCT. (FGS): 8 of 58 (13.8%)

SEASON PCT. (NO SCORE): 14 of 58 (24.1%)


OPPONENT SUPERLATIVES

INDIVIDUAL	
Rushes	25 Klein, Collin, at Kansas State (Oct 01, 2011)
Yards Rushing	152 Randle, Joseph, at Oklahoma State (Oct 29, 2011)
TD Rushes	4 Randle, Joseph, at Oklahoma State (Oct 29, 2011) Bell, Blake, vs Oklahoma (Nov 19, 2011)
Long Rush	81 Sims, Herschel, at Oklahoma State (Oct 29, 2011)
Pass attempts	55 Doege, Seth, vs Texas Tech (Nov 26, 2011)
Pass completions	41 Doege, Seth, vs Texas Tech (Nov 26, 2011)
Yards Passing	447 Jones, Landry, vs Oklahoma (Nov 19, 2011)
TD Passes	6 Tannehill, Ryan, at Texas A&M (Oct 15, 2011)
Long Pass	80 McCoy, Case, vs Texas (Dec 03, 2011)
Receptions	16 Ward, Eric, vs Texas Tech (Nov 26, 2011)
Yards Receiving	206 Swope, Ryan, at Texas A&M (Oct 15, 2011)
TD Receptions	4 Swope, Ryan, at Texas A&M (Oct 15, 2011)
Long Reception	80 Goodwin, Marqui, vs Texas (Dec 03, 2011)
Field Goals	3 Cantele, A., at Kansas State (Oct 01, 2011)
Long Field Goal	47 twice
Punts	8 Van Der Kamp, K., vs Iowa State (Oct 08, 2011)
Punting Avg	49.5 Sharp, Quinn, at Oklahoma State (Oct 29, 2011)
Long Punt	67 Van Der Kamp, K., vs Iowa State (Oct 08, 2011)
Punts inside 20	4 Way, Tress, vs Oklahoma (Nov 19, 2011)
Long Punt Return	30 Dawson, Skye, vs TCU (Sep 02, 2011) Beshears, D.J., at Kansas (Nov 12, 2011)
Long Kickoff Return	73 Mccoy, Greg, vs TCU (Sep 02, 2011)
Tackles	18 Knott, Jake, vs Iowa State (Oct 08, 2011)
Sacks	1.5 three times
Tackles For Loss	3.5 Alexander, Fran, vs Oklahoma (Nov 19, 2011)
Interceptions	1 six times

TEAM

Rushes	64 at Kansas (Nov 12, 2011)
Yards Rushing	327 at Oklahoma State (Oct 29, 2011)
Yards Per Rush	12.1 at Oklahoma State (Oct 29, 2011)
TD Rushes	5 at Oklahoma State (Oct 29, 2011) vs Oklahoma (Nov 19, 2011)
Pass attempts	56 vs Texas Tech (Nov 26, 2011)
Pass completions	42 vs Texas Tech (Nov 26, 2011)
Yards Passing	447 vs Oklahoma (Nov 19, 2011)
Yards Per Pass	10.9 at Texas A&M (Oct 15, 2011)
TD Passes	6 at Texas A&M (Oct 15, 2011)
Total Plays	91 at Kansas (Nov 12, 2011)
Total Offense	681 at Texas A&M (Oct 15, 2011)
Yards Per Play	9.5 at Oklahoma State (Oct 29, 2011)
Points	59 at Oklahoma State (Oct 29, 2011)
Sacks By	5 twice
First Downs	35 at Texas A&M (Oct 15, 2011)
Penalties	12 vs Texas (Dec 03, 2011)
Penalty Yards	105 vs Texas (Dec 03, 2011)
Turnovers	6 vs Texas (Dec 03, 2011)
Interceptions By	2 at Oklahoma State (Oct 29, 2011)
Punts	8 vs Iowa State (Oct 08, 2011)
Punting Avg	49.5 at Oklahoma State (Oct 29, 2011)
Long Punt	67 vs Iowa State (Oct 08, 2011)
Punts inside 20	4 vs Oklahoma (Nov 19, 2011)
Long Punt Return	30 twice

GAME RECAPS

GAME 1 • SEPT. 2 • WACO, TEXAS • FLOYD CASEY STADIUM (43,753)			
	14/15 TCU	48	0-1
	NR/NR BAYLOR	50	1-0

GAME NOTES

- It was Baylor's first win over a ranked opponent since Oct. 30, 2004, when it knocked off No. 16 Texas A&M, 35-34, in double overtime in Waco.
- It was Baylor's highest-ranked win since Sept. 14, 1991, when it defeated defending national champion and 12th-ranked Colorado, 16-14, in Boulder.
- The second-largest opening crowd attendance in Floyd Casey Stadium history was on hand (43,753).
- It was the 107th series meeting, but only the fourth since both left the Southwest Conference in 1996.
- Baylor's 50 points scored were the fourth-highest against TCU in the 107-game series.
- Baylor's 50 points scored were the most against a ranked opponent in program history.
- QB Robert Griffin III established a career high with five touchdown passes.
- IR Kendall Wright tied his own school record with 12 receptions, while establishing a new career high with 189 receiving yards.
- Wright became the first receiver in school history to surpass the 200-reception plateau.
- WR Terrance Williams established a new career high with 126 receiving yards.
- TE Jordan Najvar recorded his career-first catch on a 14-yard TD pass from Griffin III.
- RB Terrance Ganaway rushed for a career-high 120 yards, his career-first 100-yard rushing game.
- PK Aaron Jones provided the game-winner with a 37-yard FG with 1:04 remaining. Jones' game-winning kick was the first by a Baylor player since Ryan Havens' 22-yard FG at Colorado in 2006
- S Mike Hicks clinched Baylor's win with an interception in the waning seconds of the game.

SCORING BY QUARTERS	1	2	3	4	F
TCU	16	7	0	25	48
Baylor	14	20	13	3	50

SCORING SUMMARY

1st	12:43	BU	T. Williams 40 yd pass from Wright (Jones kick)
	11:53	TC	Pachall 9 yd run (Evans kick blocked)
	5:46	TC	Tucker 4 yd run (Evans kick)
	3:02	BU	Wright 35 yd pass from Griffin III (Jones kick)
	2:02	TC	Evans 44 yd field goal
2nd	14:25	BU	Wright 28 yd pass from Griffin III (Jones kick)
	12:32	TC	Brock 23 yd pass from Pachall (Evans kick)
	11:42	BU	Najvar 14 yd pass from Griffin III (Jones kick blocked)
	5:00	BU	Ganaway 2 yd run (Jones kick)
3rd	08:49	BU	Sampson 64 yd pass from Griffin III (Jones kick failed)
	6:10	BU	T. Williams 42 yd pass from Griffin III (Jones kick)
4th	14:23	TC	Brock 1 yd pass from Pachall (Pachall rush)
	11:05	TC	Boyce 9 yd pass from Pachall (Boyce pass from Pachall)
	7:11	TC	Porter 19 yd pass from Pachall (Pachall pass failed)
	4:27	TC	Evans 27 yd field goal
	1:04	BU	Jones 37 yd field goal

TEAM STATISTICS	TC	BU
First Downs	25	25
Rushes-Yds (Net)	38-215	36-150
Passing Yds (Net)	251	414
Passes Att-Comp-Int	40-25-1	29-23-0
Total Offense Yards-Plays	78-466	65-564
Fumble Returns-Yards	0-0	0-0
Punt Returns-Yards	2-29	1-9
Kickoff Returns-Yards	8-257	7-167
Interception Returns-Yards	0-0	1-11
Punts (No.-Avg.)	2-35.0	4-36.2
Fumbles-Lost	1-0	1-1
Penalties-Yards	6-47	11-116
Possession Time	33:06	26:54
Third-Down Conversions	6 of 16	4 of 10
Fourth-Down Conversions	1 of 2	0 of 0
Red-Zone Scores-Chances	6-7	3-3
Sacks By: Number-Yards	1-5	0-0

INDIVIDUAL STATISTICS

RUSHING: TCU — James 6-64; Dawson 3-44; Tucker 12-43; Wesley 6-36; Pachall 9-23; Dean 1-4; Boyce 1-1. Baylor — Ganaway 24-120; Griffin III 10-38; TEAM 1(-1); Salubi 1(-7).

PASSING: TCU — Pachall 25-39-1-251; TM 0-1-0-0. Baylor — Griffin III 21-27-0-359; Wright 2-2-0-55.


RECEIVING: TCU — Boyce 9-96; Brock 4-41; Dawson 2-18; Jones 2-16; White 2-14; James 2-8; Tucker 1-30; Porter 1-19; Carter 1-6; Shivers 1-3. Baylor — Wright 12-189; T. Williams 6-126; Najvar 2-18; Sampson 1-64; Griffin III 1-15; Reese 1-2.

INTERCEPTIONS: TCU — None. Baylor — Hicks 1-11.

FUMBLES: TCU — Shivers 1-0. Baylor — Griffin III 1-1.

SACKS (UA-A): TCU — Yendrey 1-0. Baylor — None.

TACKLES (UA-A): TCU — Cuba 7-2; White 7-1; Carder 6-1; Maoponga 3-2; Gardner 3-1; Battle 3-0; Verrett 3-0; Yendrey 2-2; Carter 2-2; Cain 2-1. Baylor — Casey 9-1; Hicks 8-2; Trahan 6-1; J. Williams 5-1; Coffey 4-2; Holl 4-0; Jean-Baptiste 2-2; Dixon 1-4.

GAME 2 • SEPT. 17 • WACO, TEXAS • FLOYD CASEY STADIUM (43,090)			
	STEPHEN F. AUSTIN	0	1-2
	19/24 BAYLOR	48	2-0

GAME NOTES

- Lightning forced a 41-minute weather delay in the second quarter (suspended at 7:26 p.m. and resumed at 8:07 p.m.). Because of the delay, the remaining third and fourth quarters were shortened to 12 minutes each with no halftime. Officials later called the game at the end of third quarter at 8:42 p.m., making the game official. All-told, the game-time was officially 42 minutes (12-minute third quarter).
- It was Baylor's first win as a Top 25 team since Oct. 30, 2010, when the 25th-ranked Bears defeated Texas, 30-22, in Austin.
- It was Baylor's first non-conference win as a Top 25 team since Sept. 19, 1991, when the 14th-ranked Bears defeated Missouri, 47-21.
- It was Baylor's first home win as a Top 25 team since Oct. 16, 1991, when the 22nd-ranked Bears defeated TCU, 26-9, on Homecoming.
- Baylor held an opponent scoreless for the first time since Sept. 23, 1995 (def. N.C. State, 14-0).
- Baylor held an opponent scoreless at home for the first time since Oct. 26, 1985 (def. TCU, 45-0).
- Six different players scored an offensive touchdown, the most by a Baylor team since Nov. 24, 2001, against Southern Illinois. Six different players also scored an offensive touchdown during Baylor's 56-12 win (Aaron Karas, Jonathan Golden, Derek Lagway, Ryan Long, Marques Roberts, Reggie Newhouse).
- QB Robert Griffin III set the school single-game record (minimum 20 attempts) with a 90.5 completion percentage, completing 19-of-21 passes.
- IR Kendall Wright became Baylor's all-time leader in receiving yards, surpassing Gerald McNeil.
- Wright tied a Baylor school record with his 19th career TD reception.

SCORING BY QUARTERS	1	2	3	4	F
Stephen F. Austin	0	0	0	—	0
Baylor	10	21	17	—	48

SCORING SUMMARY

1st	7:28	BU	Jones 48 yd field goal
	2:53	BU	Sampson 9 yd pass from Griffin III (Jones kick)
2nd	11:00	BU	Monk 10 yd pass from Griffin III (Jones kick)
	8:06	BU	Salubi 6 yd run (Jones kick)
	3:14	BU	Wright 66 yd pass from Griffin III (Jones kick)
3rd	11:21	BU	Ganaway 41 yd run (Jones kick)
	7:52	BU	Martin 18 yd run (Jones kick)
	3:12	BU	Jones 30 yd field goal

TEAM STATISTICS	SFA	BU
First Downs	10	25
Rushes-Yds (Net)	26-85	30-266
Passing Yds (Net)	122	279
Passes Att-Comp-Int	22-13-1	23-20-0
Total Offense Yards-Plays	48-207	54-545
Fumble Returns-Yards	0-0	0-0
Punt Returns-Yards	0-0	3-17
Kickoff Returns-Yards	4-55	1-29
Interception Returns-Yards	0-0	1-28
Punts (Number-Avg)	5-43.0	0-0.0
Fumbles-Lost	1-1	2-1
Penalties-Yards	9-52	5-35
Possession Time	27:51	20:09
Third-Down Conversions	3 of 11	3 of 6
Fourth-Down Conversions	1 of 2	0 of 0
Red-Zone Scores-Chances	0-1	5-6
Sacks By: Number-Yards	1-1	2-22

INDIVIDUAL STATISTICS

RUSHING: SFA — Barnes 5-57; Ford 9-28; Lawson 4-21; Roberson 1-5; Johnson 2-2; TEAM 1-0; Attaway 1-0; McQueen 1(-6); Williams 2(-22). BU — Ganaway 9-80; Griffin III 8-78; Martin 5-61; Salubi 5-44; Wright 1-3; I. Williams 2-0.

PASSING: SFA — Attaway 8-13-1-101; Williams 5-9-0-21. BU — Griffin III 19-21-0-265; Petty 1-2-0-14.

RECEIVING: SFA — Brooks 3-7; Roberson 2-43; Gambel 2-15; Lott 1-24; Crawford 1-17; Smith 1-10; Scott 1-5; Ford 1-4; Lawson 1(-3). BU — Wright 8-123; Sampson 4-32; Monk 3-39; Reese 2-44; Goodley 1-14; Najvar 1-14; Salubi 1-13.

INTERCEPTIONS: SFA — None. BU — Hicks 1-28.


FUMBLES: SFA — Johnson 1-1. BU — Monk 1-1; Griffin III 1-0.

SACKS (UA-A): SFA — Choice 0-1; Epperson 0-1. BU — Elliott 0-1; Mason Jr. 0-1; Jean-Baptiste 1-0.

TACKLES (UA-A): SFA — Epperson 5-3; Aubrey 5-0; Miles 3-1; Wells 3-0; Aubrey 2-2; Choice 2-1.

BU — Jean-Baptiste 5-2; Holl 4-0; Casey 4-0; Chadwick 3-0; Hager 2-1; Dixon 2-1; Mason Jr. 1-3.

GAME RECAPS

GAME 3 • SEPT. 24 • WACO, TEXAS • FLOYD CASEY STADIUM (40,088)			
	NR/NR RICE	31	1-2
	17/19 BAYLOR	56	3-0

GAME NOTES

- Baylor started the season 3-0 for the first time since 2005 — the 15th 3-0 start in school history.
- Baylor's 56 points were the most scored by either team in the 79-game series.
- With attendance of 40,088, it marked the third time in the 62-year history of Floyd Casey Stadium that Baylor drew three straight 40,000+ crowds to open the season (1975 and 1995).
- Baylor scored 40+ points in three consecutive games for the first time in school history.
- Baylor's 673 yards of total offense were the third-most in school history and the most since setting the school record (683) against Kansas State in 2010.
- QB **Robert Griffin III** set his 41st school record, becoming the Baylor career completions leader. RG3 surpassed Shawn Bell (559) and now has 579 career completions.
- Griffin III set his 42nd school record, establishing a Baylor single-game record for completion percentage (minimum 30 attempts) — 87.9 percent (29-of-33).
- With his first-quarter score, **Kendall Wright** set the Baylor school record with his 20th career TD reception.
- IR **Tevin Reese** posted his career-first 100-yard receiving game (106) and his career-first receiving TD.
- NB **Ahmad Dixon** recorded his career-first interception, returning it 55 yards for a TD. It was Baylor's first INT returned for a TD since Tim Atchison's 14-yard score vs. Kansas in 2010.

SCORING BY QUARTERS	1	2	3	4	F
Rice	0	17	7	7	31
Baylor	21	14	21	0	56


SCORING SUMMARY

- 1st 08:26 BU T. Williams 4 yd pass from Griffin III (Jones kick)
 06:15 BU Sampson 29 yd pass from Griffin III (Jones kick)
 05:34 BU Wright 17 yd pass from Griffin III (Jones kick)
 2nd 14:56 BU Ganaway 4 yd run (Jones kick)
 12:57 RICE Eddington 2 yd run (Boswell kick)
 10:52 BU Ganaway 10 yd pass from Griffin III (Jones kick)
 07:25 RICE Boswell 31 yd field goal
 04:46 RICE McDonald 5 yd pass from McHargue (Boswell kick)
 3rd 10:30 BU Dixon 55 yd interception return (Jones kick)
 06:00 BU Reese 64 yd pass from Griffin III (Jones kick)
 03:11 RICE Gautreaux 19 yd pass from McHargue (Boswell kick)
 00:54 BU Griffin III 4 yd run (Jones kick)
 4th 06:10 RICE McDonald 24 yd pass from McHargue (Boswell kick)

TEAM STATISTICS	RU	BU
First Downs	24	33
Rushes-Yds (Net)	38-156	50-288
Passing Yds (Net)	260	367
Passes Att-Comp-Int	39-23-1	35-31-0
Total Offense Yards-Plays	77-416	85-655
Fumble Returns-Yards	0-0	0-0
Punt Returns-Yards	0-0	2-0
Kickoff Returns-Yards	5-76	6-112
Interception Returns-Yards	0-0	1-55
Punts (Number-Avg)	4-43.8	1-39.0
Fumbles-Lost	2-1	4-2
Penalties-Yards	9-93	6-73
Possession Time	30:33	29:27
Third-Down Conversions	9 of 19	5 of 10
Fourth-Down Conversions	0 of 0	1 of 3
Red-Zone Scores-Chances	4-4	5-6
Sacks By: Number-Yards	0-0	2-10

INDIVIDUAL STATISTICS

- RUSHING:** Rice — Petersen 7-51; McHargue 14-44; McGuffie 9-24; Smith 3-23; Eddington, 4-14; TEAM 1-0. Baylor — Ganaway 17-78; Martin 6-76; Griffin III 6-51; Salubi 8-48; Williams 8-25; Petty 3-12; TEAM 2-(-2).
PASSING: Rice — McHargue 23-38-1-260; Petersen 0-1-0-0. Baylor — Griffin III 29-33-0-338; Petty 2-2-0-29.
RECEIVING: Rice — McDonald 6-59; Willson 5-52; Gautreaux 2-33; Moore 2-17; Smith 2-14; McGuffie 2-2; Kitchens 1-42; Cook 1-19; Petersen 1-12; Hull 1-10. Baylor — Wright 11-108; Reese 7-106; Sampson 3-31; T. Williams 2-25; Najvar 2-18; Ganaway 2-15; Norwood 1-25; Jones 1-21; Monk 1-5; Fuller 1-4; Salubi 0-9.
INTERCEPTIONS: Rice — None. Baylor — Dixon 1-55.
FUMBLES: Rice — Ross 1-1; Eddington 1-0. Baylor — Jones 2-1; Griffin III 1-1; Salubi 1-0.
SACKS (UA-A): Rice — None. Baylor — Lloyd 1-0; Burleson 0-1; McAllister 0-1.
TACKLES (UA-A): Rice — Allen 7-2; Nwosu 6-3; Solomon 6-0; Frazier 4-3; Klare 5-0; Jammer 5-0; Webb 4-2; Prater 3-3. Baylor — Dixon 5-4; Hicks 5-3; Coffey 5-3; Casey 6-0; Elliott 3-2; Morton 3-2.

GAME 4 • OCT. 1 • MANHATTAN, KAN. • BILL SNYDER FAMILY STADIUM (49,399)			
	15/16 BAYLOR	35	3-1, 0-1
	RV/RV KANSAS STATE	36	4-0, 1-0

GAME NOTES

- IR **Kendall Wright** set a single-game school record with 201 receiving yards, breaking the previous record held by **Gerald McNeil** (197 at Arkansas, 1981).
- Wright tied a single-game school record with a career-high three TD receptions.
- QB **Robert Griffin III** tied a career high with five TD passes — his third five-TD game of the season.
- Griffin III's streak of 170 consecutive attempts without an interception was snapped in the fourth quarter.
- LB **Sam Holl** recorded his career-first interception.
- Four of Baylor's five scoring drives at Kansas State took less than two minutes.
- Baylor trailed in time of possession for the sixth straight game.
- Kansas State sacked Griffin III five times; Baylor QBs were sacked twice in first three games.

SCORING BY QUARTERS	1	2	3	4	F
Baylor	7	14	14	0	35
Kansas State	13	6	7	10	36

SCORING SUMMARY


- 1st 13:12 BU Monk 5 yd pass from Griffin III (Jones kick)
 5:47 KS Hubert 15 yd pass from Klein (Cantele kick)
 3:05 KS Cantele 28 yd field goal
 0:28 KS Cantele 37 yd field goal
 2nd 13:40 BU Wright 43 yd pass from Griffin III (Jones kick)
 3:23 BU Reese 42 yd pass from Griffin III (Jones kick)
 1:37 KS Harper 24 yd pass from Klein (Pease pass failed)
 3rd 13:37 KS Pease 12 yd run (Cantele kick)
 12:29 BU Wright 34 yd pass from Griffin III (Jones kick)
 3:08 BU Wright 35 yd pass from Griffin III (Jones kick)
 4th 5:43 KS Klein 1 yd run (Cantele kick)
 3:10 KS Cantele 31 yd field goal

TEAM STATISTICS	BU	KS
First Downs	21	24
Rushes-Yds (Net)	30-83	51-210
Passing Yds (Net)	346	146
Passes Att-Comp-Int	32-23-1	28-13-1
Total Offense Yards-Plays	62-429	79-356
Fumble Returns-Yards	0-0	0-0
Punt Returns-Yards	1-19	0-0
Kickoff Returns-Yards	6-133	4-86
Interception Returns-Yards	1-1	1-10
Punts (Number-Avg)	2-27.0	3-44.0
Fumbles-Lost	4-2	1-0
Penalties-Yards	8-103	4-35
Possession Time	21:13	38:47
Third-Down Conversions	3 of 11	9 of 19
Fourth-Down Conversions	4 of 5	1 of 1
Red-Zone Scores-Chances	1-1	7-8
Sacks By: Number-Yards	3-28	5-26

INDIVIDUAL STATISTICS

- RUSHING:** BU — Ganaway 13-38, Wright 1-19, Salubi 3-14, Griffin III 12-6, Martin 1-6; KSU — Klein 25-113 1 TD, Hubert 16-57, Pease 5-33 1 TD, Harper 1-8, Lockett 1-4, TEAM 3-(-5).
PASSING: BU — Griffin III 23-31-1-346 5 TD, Wright 0-1-0-0; KSU — Klein 13-28-1-146 2 TD.
RECEIVING: BU — Wright 9-201 3 TD, Reese 5-86 1 TD, Najvar 3-21, Sampson 2-18, Monk 2-10 1 TD, T. Williams 1-9, Martin 1-1; KSU — Harper 6-67 1 TD, Hubert 3-47 1 TD, McDonald 2-27, Lockett 1-5, Smith 1-0.
INTERCEPTIONS: BU — Holl 1-1; KSU — Brown 1-10.
FUMBLES: BU — Griffin 2-0, Reese 1-1, Martin 1-1; KSU — Klein 1-0.
SACKS (UA-A): BU — Robertson 2-0, Mason Jr. 1-0; KSU — Brown 1-1, Voelker 1-0, Williams 1-0. Garrett 0-1
TACKLES (UA-A): BU — Casey 8-2, Coffey 2-8, Holl 7-2, Dixon 6-3, Trahan 2-4, Hicks 4-1, Lloyd 3-2; KSU — Brown 5-3, Childs 4-3, Lamur 1-6, Malone 4-2, Hartman 3-3, Lutui 1-4, Garrett 1-4.

GAME RECAPS

GAME 5 • OCT. 8 • WACO, TEXAS • FLOYD CASEY STADIUM (35,625)			
	IOWA STATE	26	3-2, 0-2
	25/RV BAYLOR	49	4-1, 1-1

GAME NOTES

- Baylor started 4-0 at home for the second consecutive season and for the fourth time in the 62-year history of Floyd Casey Stadium.
- Baylor established a school record with 37 first downs, eclipsing the previous mark of 35 set Oct. 14, 1995, at Houston.
- Baylor racked up 600+ yards of total offense for the second time this season (and fourth game with 500+ yards of total offense).
- Baylor rushed for a season-high 391 yards, the most since Sept. 12, 2008, vs. Washington State (426).
- Baylor rushed for 208 yards in the first half, its first 200-yard rushing half since Oct. 16, 2010, at Colorado (208), and most since 2008 vs. Washington State (223).
- RB **Terrance Ganaway** rushed for a career-high 200 yards, his second career 100-yard rushing game, and tied a career high with three TDs.
- Ganaway posted the fifth 200-yard rushing game in school history, becoming the first 200-yard Baylor rusher since **Jay Finley's** school-record 250 yards against Kansas State on Oct. 23, 2010.
- DE **Tevin Elliott's** 86-yard fumble return for a TD was the first by a Baylor player since the late **Anthony Arline** returned a fumble 40 yards for a score Sept. 16, 2006, vs. Washington State in Seattle. Elliott's return is the longest since **Keith Caldwell** also had an 86-yard return Oct. 10, 1992, at TCU.
- QB **Robert Griffin III** became the school's career leader in passing attempts, passing Shawn Bell (914). RG3 now owns 43 school records and is the career leader in 16 categories.

SCORING BY QUARTERS	1	2	3	4	F
Iowa State	7	7	6	6	26
Baylor	0	21	14	14	49

SCORING SUMMARY


- 1st 11:13 ISU Reynolds 10 yd pass from Jantz (Mahoney kick)
 2nd 13:22 BU Griffin III 1 yd run (Jones kick)
 10:19 ISU Branderhorst 1 yd pass from Jantz (Mahoney kick)
 7:31 BU Wright 15 yd pass from Griffin III (Jones kick)
 4:30 BU Martin 1 yd run (Jones kick)
 3rd 8:08 BU Ganaway 3 yd run (Jones kick)
 6:18 BU Elliott 86 yd fumble return (Jones kick)
 5:32 ISU White 76 yd run (kick failed)
 4th 12:26 BU Ganaway 2 yd run (Jones kick)
 8:08 ISU Reynolds 28 yd pass from Jantz (kick failed)
 4:19 BU Ganaway 22 yd run (Jones kick)

TEAM STATISTICS

	ISU	BU
First Downs	17	37
Rushes-Yds (Net)	33-181	67-395
Passing Yds (Net)	244	212
Passes Att-Comp-Int	35-17-1	30-22-0
Total Offense Yards-Plays	68-425	97-607
Fumble Returns-Yards	0-0	1-86
Punt Returns-Yards	2-15	2-39
Kickoff Returns-Yards	5-88	4-72
Interception Returns-Yards	0-0	1-9
Punts (No.-Avg.)	8-42.6	4-43.0
Fumbles-Lost	1-1	2-2
Penalties-Yards	7-31	2-20
Possession Time	24:00	36:00
Third-Down Conversions	6 of 16	8 of 15
Fourth-Down Conversions	1 of 1	1 of 1
Red-Zone Scores-Chances	2-3	5-7
Sacks By: Number-Yards	3-23	5-27

INDIVIDUAL STATISTICS

RUSHING: Iowa State — White 15-148 1 TD; Jantz 15-24; Woody 2-9; Hollis 1-0. Baylor — Ganaway 23-200 3 TD; Griffin III 24-107 1 TD; Martin 9-47 1 TD; Wright 2-15; Salubi 4-18; I. Williams 2-4; Petty 1-3; Reese 1-3; TEAM 1(-2).
PASSING: Iowa State — Jantz 17-35-1-244 3 TD. Baylor — Griffin III 22-30-0-212 1 TD.
RECEIVING: Iowa State — Reynolds 7-178 2 TD; Lenz 2-39; Horne 2-11; White 2-7; Branderhorst 2-3 1 TD; West 1-3; Darks 1-3. Baylor — Wright 8-69 1 TD; T. Williams 5-46; Reese 3-41; Sampson 3-34; Monk 1-10; Navjvar 1-10; Wade 1-2.
INTERCEPTIONS: Iowa State — None. Baylor — McCall 1-9.
FUMBLES: Iowa State — Jantz 1-1. Baylor — Ganaway 1-1; Salubi 1-1.
SACKS (UA-A): Iowa State — Klein 1-0; Lattimer 1-0; Benton 0-1; Ruempolhamer 0-1. Baylor — Elliott 1-1; Lloyd 1-0; McAllister 1-0; Robertson 1-0; Coffey 0-1.
TACKLES (UA-A): Iowa State — Knott 12-6; Johnson 9-3; Givens 7-3; Washington 7-2; Benton 6-3; Reeves 7-1; Scott 3-3. Baylor — Holl 9-2; Hicks 7-1; Coffey 3-5; Dixon 5-1; Elliott 3-2; Casey 2-3; Chadwick 3-1.

GAME 6 • OCT. 15 • COLLEGE STATION, TEXAS • KYLE FIELD (87,361)			
	20/24 BAYLOR	28	4-2, 1-2
	21/23 TEXAS A&M	55	4-2, 2-1

GAME NOTES

- It was the 108th "Battle of the Brazos" series meeting between Baylor and Texas A&M, the most-played series in Baylor football history, and only the seventh time that both Baylor and Texas A&M were ranked in the Top 25.
- Baylor was held to under 30 points for the first time this season.
- Baylor trailed at the half for the first time this season.
- QB **Robert Griffin III** etched his name on his 44th school record, setting the single-game mark for passing yards with 430. RG3's record breaks the previous mark of 427 by current backup QB **Nick Florence** (427 yards at Missouri, 2009).
- With three passing TDs, **Griffin III** tied his own school record for passing TDs in a single season with 22.
- WR **Terrance Williams** established a single-game career high with 146 receiving yards and tied a single-game career high with eight receptions.

SCORING BY QUARTERS	1	2	3	4	F
Baylor	7	7	14	0	28
Texas A&M	3	21	17	14	55

SCORING SUMMARY

- 1st 4:42 BU Wright 6 yd pass from Griffin III (Jones kick)
 1:24 TAM Bullock 35 yd field goal
 2nd 8:16 TAM Swope 68 yd pass from Tannehill (Bullock kick)
 7:59 BU T. Williams 77 yd pass from Griffin III (Jones kick)
 6:21 TAM Michael 7 yd pass from Tannehill (Bullock kick)
 0:33 TAM Swope 8 yd pass from Tannehill (Bullock kick)
 3rd 10:38 TAM Swope 5 yd pass from Tannehill (Bullock kick)
 9:57 BU Reese 43 yd pass from Griffin III (Jones kick)
 7:54 TAM Bullock 47 yd field goal
 3:50 BU Ganaway 4 yd run (Jones kick)
 2:43 TAM Swope 68 yd pass from Tannehill (Bullock kick)
 4th 9:46 TAM Nwachukwu 47 yd pass from Tannehill (Bullock kick)
 5:44 TAM Michael 4 yd run (Bullock kick)


TEAM STATISTICS

	BU	TAM
First Downs	24	35
Rushes-Yds (Net)	31-50	45-266
Passing Yds (Net)	430	415
Passes Att-Comp-Int	40-28-1	38-25-1
Total Offense Yards-Plays	71-480	83-681
Fumble Returns-Yards	0-0	0-0
Punt Returns-Yards	0-0	2-13
Kickoff Returns-Yards	6-129	4-91
Interception Returns-Yards	1-0	1-0
Punts (No.-Avg.)	3-43.7	0-0
Fumbles-Lost	2-0	0-0
Penalties-Yards	10-83	7-56
Possession Time	28:48	31:12
Third-Down Conversions	7 of 13	10 of 13
Fourth-Down Conversions	1 of 2	0 of 0
Red-Zone Scores-Chances	2-4	5-5
Sacks By: Number-Yards	0-0	5-26

INDIVIDUAL STATISTICS

RUSHING: Baylor — Ganaway 16-34 1 TD; Griffin III 12-15; Martin 1-1; Salubi 2-0. Texas A&M — Michael 21-105 1 TD; Tannehill 5-55; Gray 12-42; Nwachukwu 2-34; Malena 4-33; TEAM 1(-3).
PASSING: Baylor — Griffin III 28-40-1-430 3 TD. Texas A&M — Tannehill 25-37-1-415 6 TD; Gray 0-1-0-0.
RECEIVING: Baylor — T. Williams 8-146 1 TD; Wright 7-67 1 TD; Sampson 6-76; Reese 4-106 1 TD; Navjvar 2-24; Ganaway 1-11. Texas A&M — Swope 11-206 4 TD; Fuller 5-71; Nwachukwu 4-94 1 TD; Gray 2-17; Michael 2-8 1 TD; Kennedy 1-19.
INTERCEPTIONS: Baylor — Elliott 1-0. Texas A&M — Harris 1-0.
FUMBLES: Baylor — Navjvar 1-0; T. Williams 1-0. Texas A&M — None.
SACKS (UA-A): Baylor — None. Texas A&M — Moore 1-1; Porter 1-0; Russell 1-0; Stewart 1-0; Nealy 0-1.
TACKLES (UA-A): Baylor — Coffey 4-9; Hicks 7-5; Morton 8-3; Dixon 6-5; J. Williams 5-1; Casey 4-2. Texas A&M — Nealy 4-3; Smith 4-1; Frederick 4-0; G. Williams 3-1; Porter 2-2; Moore 2-2; Stewart 2-2.

GAME RECAPS

GAME 7 • OCT. 29 • STILLWATER, OKLA. • BOONE PICKENS STADIUM (58,274)			
	RV/RV BAYLOR	24	4-3, 1-3
	3/4 OKLAHOMA STATE	59	8-0, 5-0

GAME NOTES

- Baylor was held scoreless in the first half for the first time since the 2010 Texas Bowl (Dec. 29, 2010). It was the first time Baylor was held scoreless in a regular-season game since Nov. 6, 2010, at Oklahoma State.
- Baylor committed a season-high five turnovers — the most since Aug. 28, 2008, against Wake Forest (five).
- Baylor set a single-game school passing record for 446 yards (previous mark was 434 vs. Kansas, 2010).
- Baylor ran a season-high 105 offensive plays.
- QB **Robert Griffin III** established the Baylor single-season record for passing TDs, breaking the single-season mark he shared with **Blake Szymanski**.
- Griffin III posted his second consecutive 400-yard passing game and third of his career. RG3 threw for 425 yards — five shy of his school record — and set personal career bests for pass completions (33) and pass attempts (50). It was his ninth career 300-yard passing performance.
- Griffin III broke his own school mark for yards of total offense in a single game, tallying 452 yards.
- IR **Kendall Wright** posted his fifth 100-yard receiving game of the season..
- PR **Aaron Jones**’ third-quarter 36-yard FG snapped his streak of four consecutive missed FG attempts.
- Junior DB **Chance Casey** made his career-first start as a safety after making 20 starts at cornerback.

SCORING BY QUARTERS	1	2	3	4	F
Baylor	0	0	3	21	24
Oklahoma State	21	14	14	10	59

SCORING SUMMARY

1st	04:55	OSU	Randle 2 yd run (Sharp kick)
	04:37	OSU	Staley 18 yd pass from Weeden (Sharp kick)
	00:54	OSU	Randle 62 yd run (Sharp kick)
2nd	04:44	OSU	Blackmon 8 yd pass from Weeden (Sharp kick)
	00:40	OSU	Randle 7 yd run (Sharp kick)
3rd	13:10	OSU	Randle 7 yd run (Sharp kick)
	09:14	BU	Jones 36 yd field goal
	01:34	OSU	Blackmon 2 yd pass from Weeden (Sharp kick)
4th	14:55	BU	Ganaway 18 yd run (Jones kick)
	14:34	OSU	Sims 81 yd run (Sharp kick)
	14:03	BU	T. Williams 72 yd pass from Griffin III (Jones kick)
	09:18	OSU	Sharp 36 yd field goal
	01:06	BU	Griffin III 1 yd run (Jones kick)

TEAM STATISTICS

	BU	OSU
First Downs	36	23
Rushes-Yds (Net)	54-176	27-327
Passing Yds (Net)	446	274
Passes Att-Comp-Int	51-34-2	36-24-0
Total Offense Yards-Plays	105-622	63-601
Fumble Returns-Yards	1-22	1-47
Punt Returns-Yards	1-3	0-0
Kickoff Returns-Yards	6-124	3-56
Interception Returns-Yards	0-0	2-61
Punts (Number-Avg)	0-0	2-49.5
Fumbles-Lost	4-3	1-1
Penalties-Yards	3-28	7-80
Possession Time	38:54	21:06
Third-Down Conversions	7 of 18	8 of 13
Fourth-Down Conversions	5 of 7	1 of 1
Red-Zone Scores-Chances	3-6	7-8
Sacks By: Number-Yards	0-0	2-9

INDIVIDUAL STATISTICS

RUSHING: Baylor — Ganaway 23-88 1 TD; Martin 8-28; Griffin III 16-27 1 TD; Salubi 5-20; Wright 1-9; Reese 1-4. OSU — Randle 14-152 4 TD; Sims 8-104 1 TD; Smith 3-77; TEAM 2-(-6).

PASSING: Baylor — Griffin III 33-50-2-425 1 TD; Trahan 1-1-0-21. OSU — Weeden 24-36-0-274 3 TD.


RECEIVING: Baylor — Wright 11-117; T. Williams 8-154 1 TD; Sampson 6-82; Reese 5-32; Norwood 2-23; Monk 1-21; Ganaway 1-17. OSU — Blackmon 13-172 2 TD; Chelf 3-14; Moore 2-52; Staley 1-18 1 TD; Anderson 1-8; Cooper 1-4; Stewart 1-3; Randle 1-2; Harrison 1-1.

INTERCEPTIONS: Baylor — None. OSU — Gilbert 1-27; Lowe 1-34.

FUMBLES: Baylor — Norwood 1-1; Ganaway 1-0; Martin 1-1; Reese 1-1. OSU — Harrison 1-1.

SACKS (UA-A): Baylor — None. OSU — Blatnick 1-0-6; Thomas 1.0-3.

TACKLES (UA-A): Baylor — Morton 6-0; J. Williams 6-0; Casey 6-0; Chadwick 5-0; Hicks 5-0; Holl 3-0. OSU — Elkins 9-0; Lowe 8-1; Thomas 6-2; Lavey 6-0; Johnson 6-0; Imade 5-1; Craig 5-0.

GAME 8 • NOV. 5 • WACO, TEXAS • FLOYD CASEY STADIUM (40,194)			
	NR/RV MISSOURI	39	4-5, 2-4
	NR/NR BAYLOR	42	5-3, 2-3

GAME NOTES

- It was the 80th Homecoming game in school history and the 102nd anniversary of the first Homecoming in 1909.
- Baylor set a single-game school record with 686 yards of total offense, breaking previous mark of 683 set in 2010 against Kansas State.
- Baylor gained 600+ yards of total offense for the second straight game and fourth time this season (only seven games with 600+ total yards in previous 109 seasons).
- Baylor had three receivers with 7+ receptions for the first time since 2004 against Iowa State (**Trent Shelton** [10], **Marques Roberts** [8], **Dominique Zeigler** [7]).
- QB **Robert Griffin III** posted his 10th career 300-yard and third consecutive — and fourth career — 400-yard passing performance.
- **Griffin III** broke his own Baylor single-game record for total offense yards with 459. He broke his previous mark last week at Oklahoma State (452).
- **Griffin III** recorded his third consecutive 400-yard passing game.
- RB **Terrance Ganaway** became only the second player in program history with multiple games with 180+ rushing yards (**Jerod Douglas**).
- IR **Tevin Reese** set a career high with 163 receiving yards.

SCORING BY QUARTERS	1	2	3	4	F
Missouri	7	7	0	25	39
Baylor	0	13	15	14	42

SCORING SUMMARY

1st	08:04	MU	Josey 6 run (Barrow kick)
2nd	12:33	BU	T. Williams 6 yd pass from Griffin III (Jones kick)
	03:38	MU	Josey 2 run (Barrow kick)
	00:01	BU	Griffin III 1 yd run (Jones kick blocked)
3rd	13:12	BU	T. Williams 28 yd pass from Griffin III (Griffin III rush)
	01:24	BU	Ganaway 38 yd run (Jones kick)
4th	13:46	MU	Barrow 30 yd field goal
	08:22	BU	Reese 68 yd pass from Griffin III (Jones kick)
	07:05	MU	Lucas 24 yd pass from Franklin (Lawrence rush)
	06:53	BU	Ganaway 80 yd run (Jones kick)
	03:55	MU	Moe 17 yd pass from Franklin (Barrow kick)
	01:59	MU	Washington 15 yd pass from Franklin (Barrow kick)

TEAM STATISTICS

	MU	BU
First Downs	32	31
Rushes-Yds (Net)	40-253	42-280
Passing Yds (Net)	325	406
Passes Att-Comp-Int	46-33-0	41-27-0
Total Offense Plays-Yards	86-578	83-686
Fumbles Returns-Yards	0-0	0-0
Punt Returns-Yards	0-0	0-0
Kickoff Returns-Yards	5-26	4-13
Interception Returns-Yards	0-0	0-0
Punts (Number-Avg)	4-34.8	4-28.0
Fumbles-Lost	3-1	3-1
Penalties-Yards	6-57	8-85
Possession Time	30:38	29:22
Third-Down Conversions	7 of 15	8 of 15
Fourth-Down Conversions	1 of 3	1 of 1
Red-Zone Scores-Chances	5-5	2-5
Sacks By: Number-Yards	2-15	1-8

INDIVIDUAL STATISTICS

RUSHING: Missouri — Josey 15-132 2 TD; Lawrence 9-64; Franklin 16-57. Baylor — Ganaway 12-186 2 TD; Griffin III 19-53 1 TD; Salubi 8-38; Martin 2-5; TEAM 1-(-2).

PASSING: Missouri — Franklin 33-46-0-325 3 TD. Baylor — Griffin III 27-41-0-406 3 TD.

RECEIVING: Missouri — Egnew 12-69; Lucas 4-80 1 TD; Washington 4-52 1 TD; Moe 3-31 1 TD; Gerau 3-29; Kemp 3-20; Jackson 1-22; Josey 1-11; McGaffie 1-7; Lawrence 1-4. Baylor — Reese 7-163 1 TD; T. Williams 7-100 2 TD; Wright 7-97; Najvar 2-25; Sampson 2-8; Norwood 1-9; Ganaway 1-4.


INTERCEPTIONS: Missouri — None. Baylor — None.

FUMBLES: Missouri — Egnew 1-2; Lawrence 1-0. Baylor — Griffin III 3-1.

SACKS (UA-A): Missouri — Hamilton 1-5-10; Richardson 0.5-5. Baylor — Lloyd 0.5-4; Jean-Baptiste 0.5-4.

TACKLES (UA-A): Missouri — Jackson 7-2; Hamilton 4-5; Wilson 5-2; White 5-2; Gaines 4-3; Gooden 5-1; Richardson 4-1; Edwards 4-0. Baylor — Hicks 10-3; Coffey 10-1; Holl 9-1; Dixon 5-4; Chadwick 5-3; Lloyd 4-2; J. Williams 4-0.

GAME RECAPS

GAME 9 • NOV. 12 • LAWRENCE, KAN. • MEMORIAL STADIUM (35,188)				
	RV/RV BAYLOR	31	6-3, 3-3	
	NR/NR KANSAS	30	2-8, 0-7	

GAME NOTES

- Baylor's 21-point fourth-quarter comeback was the largest fourth-quarter comeback in program history. Baylor's previous best was a tie between the 18-point comeback from 35-17 down at home against Kansas in 2006 and the 1936 game in which Texas led 18-0 only to see Baylor win 21-18.
- Baylor's win was the first time the road team has won in eight series meetings in Big 12 play.
- Baylor played its first overtime game since a 34-31 triple-overtime win at Colorado in 2006.
- QB **Robert Griffin III** posted his second 100-yard rushing game of the season.
- Griffin III tossed 300+ passing yards for the seventh game of the season.
- S **Sam Holl** had a career-high 21 tackles – tied for 10th-most in a single game in program history.
- IR **Kendall Wright** broke his own school record for single-season receptions with 80 (78 in 2010).
- Wright became the third receiver in program history to have 1,000 or more receiving yards in a single-season (1,073), joining **Reggie Newhouse (1,140 in 2002)** and **Gerald McNeil (1,034 in 1983)**.
- WR **Lanear Sampson** became the 10th receiver in program history with 100 or more career receptions.

SCORING BY QUARTERS	1	2	3	4	OT	F
Baylor	0	3	0	21	7	31
Kansas	3	14	7	0	6	30

SCORING SUMMARY

1st	09:42	KU	Doherty 37 yd field goal
2nd	12:50	KU	Matthews 2 yd run (Mueller kick)
	00:26	KU	Sims 2 yd run (Mueller kick)
	00:00	BU	Jones 37 yd field goal
3rd	03:31	KU	Pierson 34 yd run (Mueller kick)
4th	11:45	BU	Griffin III 49 yd run (Jones kick)
	07:58	BU	T. Williams 36 yd pass from Griffin III (Jones kick)
	03:32	BU	Reese 67 yd pass from Griffin III (Jones kick)
OT	15:00	BU	Reese 14 yd pass from Griffin III (Jones kick)
	15:00	KU	Biere 25 yd pass from Webb

TEAM STATISTICS

	BU	KU
First Downs	22	26
Rushes-Yds (Net)	28-193	64-296
Passing Yds (Net)	312	108
Passes Att-Comp-Int	30-22-1	27-17-3
Total Offense Yards-Plays	58-505	91-404
Fumble Returns-Yards	0-0	0-0
Punt Returns-Yards	2-3	2-37
Kickoff Returns-Yards	1-3	3-56
Interception Returns-Yards	3-34	1-7
Punts (Number-Avg)	3-46.0	5-46.2
Fumbles-Lost	3-3	0-0
Penalties-Yards	6-39	6-55
Possession Time	16:32	43:28
Third-Down Conversions	5 of 11	10 of 20
Fourth-Down Conversions	1 of 1	3 of 3
Red-Zone Scores-Chances	2-2	3-4
Sacks By: Number-Yards	1-5	0-0

INDIVIDUAL STATISTICS

RUSHING: Baylor – Griffin III 10-103 1 TD; Ganaway 9-45; Salubi 5-27; Morton 2-16; Martin 1-4; Wright 1(-2). Kansas – Miller 24-147; Pierson 8-70 1 TD; Sims 24-64 1 TD; Matthews 4-15 1 TD; Webb 4-0.

PASSING: Baylor – Griffin III 22-29-1-312 3 TD. Kansas – Webb 17-27-3-108 1 TD.


RECEIVING: Baylor – Wright 8-102; Reese 6-127 2 TD; T. Williams 4-52 1 TD; Sampson 3-26; Salubi 1-5. Kansas – Beshears 7-20; Pick 5-39; Biere 3-47 1 TD; Pierson 1-4; Lewis 1(-2).

INTERCEPTIONS: Baylor – Coffey 2-34; Hicks 1-0. Kansas – Davis 1-7.

FUMBLES: Baylor – Reese 1-1; Coffey 1-1; Griffin III 1-1. Kansas – None.

SACKS (UA-A): Baylor – Elliott 1-0. Kansas – None.

TACKLES (UA-A): Baylor – Holl 13-8; Chadwick 8-3; Coffey 7-3; Morton 6-3; Dixon 5-1; Hicks 2-5; J. Williams 3-2. Kansas – McDougald 8-3; Johnson 3-7; Willis 4-4; Terry 4-3; Barfield 4-0.

GAME 10 • NOV. 19 • WACO, TEXAS • FLOYD CASEY STADIUM (40,281)				
	5/5/5 OKLAHOMA	38	8-2, 5-2	
	25/RV/22 BAYLOR	45	7-3, 4-3	

GAME NOTES

- Baylor snapped its 20-game series losing streak to Oklahoma, defeating the Sooners for the first time in 21 series meetings.
- Baylor defeated a Top-5 opponent for the first time since Sept. 21, 1985, when it upset No. 3 USC 20-13. It was Baylor's first win over a Top-10 opponent since Nov. 8, 1988, when it defeated No. 10 Arkansas 29-14 on Homecoming in Waco.
- Baylor set the single-game school record with 485 passing yards.
- Baylor's current 6-game home winning streak is its longest since a 7-game streak during the 1992-93 seasons.
- **Robert Griffin III's** 87-yard TD pass to Kendall Wright is Baylor's longest play from scrimmage this season.
- Baylor had four scoring drives that took less than 60 seconds..
- **RG3** broke his own Baylor single-game records for passing yards (479) and total offense yards (551).
- **RG3** also broke his own Baylor single-season record for passing yards.
- IR **Kendall Wright** broke his own single-game school record with 208 receiving yards.

SCORING BY QUARTERS	1	2	3	4	F
Oklahoma	3	7	14	14	38
Baylor	3	14	14	14	45

SCORING SUMMARY

1st	05:34	OU	Hunnicutt 47 yd field goal
	01:09	BU	Jones 34 yd field goal
2nd	07:14	BU	Ganaway 15 yd run (Jones kick)
	02:38	OU	Bell 3 yd run (Hunnicutt kick)
	02:23	BU	Reese 69 yd pass from Griffin III (Jones kick)
3rd	13:13	OU	Millard 5 yd run (Hunnicutt kick)
	11:11	OU	Bell 1 yd run (Hunnicutt kick)
	06:39	BU	Wright 87 yd pass from Griffin III (Jones kick)
	01:15	BU	Najvar 13 yd pass from Griffin III (Jones kick)
4th	12:49	BU	Ganaway 11 yd run (Jones kick)
	05:55	OU	Bell 4 yd run (Hunnicutt kick)
	00:51	OU	Bell 6 yd run (Hunnicutt kick)
	00:08	BU	T. Williams 34 yd pass from Griffin III (Jones kick)

TEAM STATISTICS

	OU	BU
First Downs	29	28
Rushes-Yds (Net)	36-158	38-131
Passing Yds (Net)	447	485
Passes Att-Comp-Int	51-36-1	35-22-0
Total Offense Yards-Plays	87-605	73-616
Fumble Returns-Yards	2-2	1-0
Punt Returns-Yards	4-17	2-13
Kickoff Returns-Yards	7-159	4-60
Interception Returns-Yards	0-0	1-0
Punts (Number-Avg)	5-40.6	6-40.3
Fumbles-Lost	3-3	0-0
Penalties-Yards	9-90	8-55
Possession Time	34:15	25:45
Third-Down Conversions	6 of 14	3 of 13
Fourth-Down Conversions	1 of 2	1 of 2
Red-Zone Scores-Chances	5-5	4-5
Sacks By: Number-Yards	2-13	2-13

INDIVIDUAL STATISTICS

RUSHING: OU – Finch 17-95; Williams 3-26; Bell 5-16 4 TD; Clay 4-14; Millard 2-8 1 TD; Jones 5(-1).

Baylor – Griffin III 18-72; Ganaway 16-60 2 TD; Salubi 2-7; TEAM 1(-2); Reese 1(-6).

PASSING: OU – Landry 36-51-1-447 0 TD. Baylor – Griffin III 21-34-0-479 4 TD; Monk 1-1-0-6.

RECEIVING: OU – Reynolds 7-114; Stills 6-75; Hanna 4-90; Clay 4-18; Franks 3-44; Ratterree 3-26;

Finch 3-16; Jackson 2-24; Miller 2-22; Millard 2-18. Baylor – Wright 8-208 1 TD; T. Williams 5-99 1 TD;

Reese 4-84 1 TD; Sampson 2-63; Najvar 1-13 1 TD; Goodley 1-12; Salubi 1-6.

INTERCEPTIONS: OU – None. Baylor – Morton 1-0.


FUMBLES: OU – Franks 2-2. Baylor – Griffin III 1-0.

SACKS (UA-A): OU – Alexander 1-0; Jefferson 0-1; McFarland 0-1. Baylor – Jean-Baptiste 2-0.

TACKLES (UA-A): OU – Wort 4-5; Nelson 2-7; Harris 5-1; Lewis 4-2; Colvin 4-2; Hurst 4-1; Alexander 3-2.

Baylor – Holl 9-7; Hicks 8-4; Coffey 4-8; Dixon 6-2; Morton 5-1; Chadwick 2-4.

GAME RECAPS

GAME 11 - NOV. 26 - ARLINGTON, TEXAS - COWBOYS STADIUM (51,615)				
	NR/NR/NR	TEXAS TECH	42	5-7, 2-7
	21/20/18	BAYLOR	66	8-3, 5-3

GAME NOTES

- Baylor collected its first 8-win season since 1991 (8-4) and snapped its 15-game series losing streak to Texas Tech, posting a series win over the Red Raiders for the first time in the Big 12 era.
- Baylor won its fifth Big 12 game for the first time in program history; it is the first time Baylor has won five conference games since 1995 — its last season in the Southwest Conference (5-2).
- Baylor's 66 points are the most in a conference game in program history (previous high was 60 vs. Arkansas, 1922; previous Big 12 high was 55 vs. Kansas, 2010).
- Baylor's 66 points are the most scored against Texas Tech in series history.
- Baylor's 66 points are the second-most in the Art Briles era (68 vs. Northwestern State, 2009).
- Baylor set a single-season record for yards of total offense, shattering last season's record-setting total. Baylor has 6,344 yards of total offense through 11 games in 2011 (Baylor had 5,727 yards of total offense in 13 games in 2010).
- RB **Terrance Ganaway** became the eighth player in BU history to rush for 1,000+ yards in a single season.
- DB **Joe Williams'** 90-yard interception is the third-longest interception reception for a TD in school history and the longest since Howard Fields's 95-yard return vs. TCU on Oct. 27, 1979.
- IR **Kendall Wright** and **Ganaway** set the single-season record for receiving and rushing TDs, respectively.

SCORING BY QUARTERS	1	2	3	4	F
Texas Tech	7	21	7	7	42
Baylor	10	21	21	14	66


SCORING SUMMARY

1st 11:13	BU	Jones 28 yd field goal
1st 06:57	BU	Wright 33 yd pass from Griffin III (Jones kick)
1st 03:39	TT	Williams 5 yd run (Carona kick)
2nd 14:54	BU	Griffin III 4 yd run (Jones kick)
2nd 10:55	TT	Ward 2 yd pass from Doege (Carona kick)
2nd 08:40	BU	Ganaway 4 yd run (Jones kick)
2nd 07:57	TT	Moore 43 yd pass from Karam (Carona kick)
2nd 01:36	BU	Griffin III 3 yd run (Jones kick)
2nd 00:08	TT	Moore 1 yd pass from Doege (Carona kick)
3rd 10:09	BU	Wright 46 yd pass from Florence (Jones kick)
3rd 06:05	BU	Williams 40 yd pass from Florence (Jones kick)
3rd 02:26	BU	Williams 90 yd interception return (Jones kick)
3rd 00:14	TT	Williams 14 yd run (Carona kick)
4th 14:03	TT	Ward 33 yd pass from Doege (Carona kick)
4th 09:33	BU	Florence 1 yd run (Jones kick)
4th 06:24	BU	Ganaway 4 yd run (Jones kick)

TEAM STATISTICS	TT	BU
First Downs	25	38
Rushes-Yds (Net)	17-46	79-360
Passing Yds (Net)	397	257
Passes Att-Comp-Int	56-42-2	23-16-0
Total Offense Yards-Plays	73-444	102-617
Fumble Returns-Yards	0-0	0-0
Punt Returns-Yards	1-7	1-7
Kickoff Returns-Yards	10-256	6-124
Interception Returns-Yards	0-0	2-116
Punts (Number-Avg)	6-39.7	1-44.0
Fumbles-Lost	2-2	5-2
Penalties-Yards	9-85	11-110
Possession Time	23:12	36:48
Third-Down Conversions	5 of 11	10 of 17
Fourth-Down Conversions	0 of 0	1 of 1
Red-Zone Scores-Chances	4-5	6-6
Sacks By: Number-Yards	2-24	1-5

INDIVIDUAL STATISTICS

- RUSHING:** Texas Tech — Williams 9-41 2 TD; Crawford 6-7; McRoy 1-1; Doege 1-(5).
 Baylor — Ganaway 42-246 2 TD; Griffin III 14-62 2 TD; Salubi 9-21; Martin 6-17; Florence 7-14; TEAM 1-0.
- PASSING:** Texas Tech — Doege 41-55-2-355 3 TD; Karam 1-1-0-43 1 TD. Baylor — Florence 9-12-0-151 2 TD; Griffin III 7-11-0-106 1 TD.
- RECEIVING:** Texas Tech — Ward 16-151 2 TD; James 10-103; Moore 6-74 2 TD; Williams 3-25; Swindall 2-21; Marquez 2-10; Franks 1-7; Kennard 1-5; Crawford 1-2. Baylor — Wright 6-125 2 TD; Sampson 4-64; T. Williams 3-50 1 TD; Reese 1-8; Norwood 1-7; Najvar 1-3.
- INTERCEPTIONS:** Texas Tech — None. Baylor — Williams 1-90 TD; Morton 1-26.
- FUMBLES:** Texas Tech — James 1-1; Williams 1-1. Baylor Ganaway 1-1; Wright 1-1; Ritchey 1-0; Salubi 1-0; Florence 1-0.
- SACKS (UA-A):** Texas Tech — Scott 1-0; Wesley 1-0. Baylor — Robertson 1-0
- TACKLES (UA-A):** Texas Tech — Cobb 13-1; Davis 9-3; Johnson 8-4; Eguavoen 9-2; Smith 8-1; Wesley 4-1; Hyder 3-2. Baylor — Morton 8-1; Coffey 5-4; Dixon 5-3; Hicks 3-4; Chadwick 3-3; Holl 5-0; Elliott 4-1.

GAME 12 - DEC. 3 - WACO, TEXAS - FLOYD CASEY STADIUM (46,543)				
	RV/RV/22	TEXAS	24	7-5, 4-5
	19/18/17	BAYLOR	48	9-3, 6-3

GAME NOTES

- Baylor collected its first 9-win season since 1986 (9-3), won consecutive games against Texas for the first time since 1991-92 and defeated Texas in Waco for the first time since 1997 (23-21).
- Baylor won its sixth Big 12 game for the first time in program history; it is the first time Baylor has won six Southwest Conference games since 1986 (6-2).
- Baylor's 48 points are its most against Texas since a 50-7 win in Austin in 1989.
- Baylor extended its winning streak to five games — its longest since starting the 1991 season 5-0.
- Baylor broke its season home attendance records with 289,574 total fans and a 41,368 per game average.
- Baylor's 7 wins at home are its most ever and the 7-0 record is the third perfect season in Floyd Casey Stadium's 62-year history.
- Baylor forced at least three turnovers for a 4th straight game and had a season-high six forced turnovers.
- QB **Robert Griffin III** became the third player in FBS history with 10,000 career passing yards and 2,000 career rushing yards. He joined Dan LeFevour (Central Michigan) and Colin Kaepernick (Nevada).
- RB **Terrance Ganaway** broke the school's single-season rushing record with 1,347 rushing yards.
- IR **Kendall Wright** moved into 3rd place on the Big 12's all-time receiving yards and receptions lists.
- CB **K.J. Morton** & S **Sam Holl** had two interceptions each. Morton intercepted a pass for the 3rd straight game.

SCORING BY QUARTERS	1	2	3	4	F
Texas	7	14	3	0	24
Baylor	14	10	17	7	48

SCORING SUMMARY

1st 14:38	BU	Wright 59 yd pass from Griffin III (Jones kick)
1st 8:03	BU	Ganaway 20 yd run (Jones kick)
1st 0:33	UT	Irby 2 yd pass from McCoy (Tucker kick)
2nd 10:53	UT	Poehlmann 3 yd pass from McCoy (Tucker kick)
2nd 7:40	UT	Goodwin 80 yd pass from McCoy (Tucker kick)
2nd 4:39	BU	Jones 22 yd field goal
2nd 0:50	BU	Griffin III 2 yd run (Jones kick)
3rd 13:04	UT	Tucker 39 yd field goal
3rd 11:34	BU	Ganaway 1 yd run (Jones kick)
3rd 7:21	BU	Griffin III 10 yd run (Jones kick)
3rd 1:18	BU	Jones 40 yd field goal
4th 7:43	BU	Williams 39 yd pass from Griffin III (Jones kick)

TEAM STATISTICS	UT	BU
First Downs	22	24
Rushes-Yds (Net)	45-201	38-191
Passing Yds (Net)	356	320
Passes Att-Comp-Int	24-40-4	15-22-1
Total Offense Yards-Plays	85-557	60-511
Fumble Returns-Yards	0-0	1-4
Punt Returns-Yards	0-0	0-0
Kickoff Returns-Yards	6-128	5-118
Interception Returns-Yards	1-0	4-90
Punts (Number-Avg)	0-0	2-46.0
Fumbles-Lost	2-2	0-0
Penalties-Yards	12-105	6-45
Possession Time	38:30	21:30
Third-Down Conversions	14 of 22	3 of 8
Fourth-Down Conversions	0 of 1	0 of 0
Red-Zone Scores-Chances	2-5	6-7
Sacks By: Number-Yards	1-4	2-12

INDIVIDUAL STATISTICS

- RUSHING:** Texas — Monroe 7-11; Johnson 14-60; Hills 11-52; Ash 4-15; Goodwin 4-13; McCoy 4 (-16).
 Baylor — Ganaway 23-152 2 TD; Griffin III 12-32 2 TD; Salubi 1-9; TEAM 2(-2).
- PASSING:** Texas — McCoy 24-39-4-356 3 TD; Ash 0-1-0-0. Baylor — Griffin III 15-22-1-320 2 TD.
- RECEIVING:** Texas — Goodwin 5-129 TD; Davis 5-48; Shipley 4-121; Roberson 2-12; Grant 2-12; Hills 2-8; Onyegbule 1-15; Monroe 1-6; Poehlmann 1-3 TD; Irby 1-2 TD. Baylor — Wright 6-166 TD; Williams 4-88 TD; Sampson 3-49; Reese 1-12; Ganaway 1-5.
- INTERCEPTIONS:** Texas — Gideon 1-0. Baylor — Holl 2-62; Morton 2-28.
- FUMBLES:** Texas — McCoy 1-1; Johnson 1-1. Baylor — None.
- SACKS (UA-A):** Texas — Jeffcoat 1-0. Baylor — Mason Jr. 1-0; Jean-Baptiste 0-1; Robertson 0-1.
- TACKLES (UA-A):** Texas — Robinson 8-1-9; Okafor 6-1-7; Diggs 5-0-5; Vaccaro 4-1-5; Gideon 4-0-4; Hicks 3-1-4; Acho 3-1-4. Baylor — Holl 11-5-16; Morton 9-1-10; Hicks 7-3-10; Coffey 4-5-9; Chadwick 4-3-7; Dixon 4-1-5; Jean-Baptiste 2-3-5; Williams 2-3-5.

DRESS ROSTER

NUMERICAL ROSTER

NO	PLAYER	POS	HT	WT	CL	EXP	HOMETOWN (HIGH SCHOOL/PREVIOUS COLLEGE)
1	Prince Kent	LB	6-2	215	So.	1L	Norcross, Ga. (Norcross HS / Hargrave Military Academy)
1	Kendall Wright	IR	5-10	190	Sr.	3L	Pittsburg, Texas (Pittsburg HS)
2	Terrance Williams	WR	6-3	190	Jr.	2L	Dallas, Texas (W.T. White HS)
3	Demetri Goodson	DB	6-0	175	Jr.	HS	Spring, Texas (Klein Collins HS/Gonzaga)
3	Lanear Sampson	WR	5-11	200	Jr.	2L	Mesquite, Texas (North Mesquite HS)
4	Elliot Coffey	LB	6-0	235	Sr.	3L	Sugar Land, Texas (Clements HS)
4	Isaac Williams	RB	6-0	200	Sr.	1L	Los Angeles, Calif. (Locke HS / LA Southwest Coll. / El Camino Coll.)
5	Antwan Goodley	WR	5-10	210	RFr.	SQ	Midland, Texas (Midland HS)
6	Ahmad Dixon	NB	6-0	200	So.	1L	Waco, Texas (Midway HS)
7	Darius Jones	WR	5-10	180	So.	1L	Marshall, Texas (Marshall HS)
8	Glasco Martin	RB	6-1	205	So.	1L	Round Rock, Texas (Stony Point HS)
8	K.J. Morton	S	5-10	185	So.	TR	Warner Robins, Ga. (Northside HS / College of the Sequoias)
9	Chance Casey	CB	5-11	185	Jr.	2L	Crosby, Texas (Crosby HS)
10	Robert Griffin III	QB	6-2	220	Jr.	2L	Copperas Cove, Texas (Copperas Cove HS)
10	Gary Mason Jr.	DE	6-4	265	Jr.	2L	Waxahachie, Texas (Waxahachie HS)
11	Nick Florence	QB	6-1	205	Jr.	2L	Garland, Texas (South Garland HS)
11	Terrance Lloyd	DE	6-3	230	So.	1L	Houston, Texas (Stratford HS)
12	Cordarius Golston	LB	6-1	215	So.	TR	Lancaster, Texas (Lancaster HS / Arizona / Kilgore College)
13	Tracy Robertson	DT	6-4	280	Sr.	3L	Houston, Texas (Lamar HS)
13	Michael Valdez	IR	5-10	190	Jr.	SQ	Humble, Texas (Atascocita HS)
14	Bryce Petty	QB	6-3	230	RFr.	SQ	Midlothian, Texas (Midlothian HS)
15	Brody Trahan	LB	5-11	215	So.	1L	Dickinson, Texas (Dickinson HS)
16	Tevin Reese	IR	5-10	160	So.	1L	Temple, Texas (Temple HS)
17	Mike Hicks	S	5-11	195	Jr.	2L	China Spring, Texas (China Spring HS)
18	Tevin Elliott	DE	6-3	250	So.	1L	Mount Pleasant, Texas (Mount Pleasant HS)
18	Jordan Najvar	TE	6-6	260	So.	SQ	Spring, Texas (Klein Oak HS / Stanford)
19	LeQuince McCall	NB	6-1	220	So.	1L	San Antonio, Texas (Ronald Reagan HS)
20	Jerod Monk	TE	6-5	260	Jr.	2L	Wylie, Texas (Wylie HS)
21	Jarred Salubi	RB	5-9	210	Jr.	2L	Waco, Texas (Waco HS)
22	Joe Williams	CB	5-9	190	So.	TR	St. Louis, Mo. (Riverview Gardens HS / Fort Scott CC)
23	Clay Fuller	IR	6-1	195	Fr.	HS	Bulverde, Texas (Smithson Valley)
24	Terrance Ganaway	RB	6-0	240	Sr.	2L	DeKalb, Texas (DeKalb HS / Houston / Texarkana College)
24	T.C. Robinson	DB	5-10	180	RFr.	SQ	Abilene, Texas (Cooper HS)
25	Sam Holl	S	6-1	200	So.	1L	Katy, Texas (Katy HS)
26	Rodney Chadwick	LB	6-0	235	Jr.	2L	Carthage, Texas (Carthage HS)
26	Jeff LePak	WR	6-6	210	RFr.	SQ	Belton, Texas (Belton HS)
27	Tyler Stephenson	CB	5-11	160	SO	1L	Lancaster, Texas (Lancaster HS)
27	Bryan Swindoll	TE	6-3	230	Sr.	SQ	Miami, Fla. (Westminster Christian)
31	Chris McAllister	DE	6-2	250	So.	1L	Converse, Texas (Judson HS)
33	Josh Wilson	S	6-0	190	Jr.	TR	Humble, Texas (Humble HS / Kilgore College)
34	Marcus Santa Cruz	DS	6-3	240	Jr.	1L	Phoenix, Ariz. (Shadow Mountain HS/Phoenix College)
35	Jemarcus Johnson	CB	6-1	180	Fr.	HS	Lago Vista, Texas (Lago Vista HS)
36	Spencer Roth	P	6-4	230	Fr.	HS	Knoxville, Tenn. (Catholic HS)
38	Collin Brence	LB	5-11	190	Fr.	HS	Plano, Texas (Plano HS)
41	Kolton Lye	PK	6-1	175	So.	SQ	Austin, Texas (Westlake HS)
42	Levi Norwood	IR	6-2	180	RFr.	SQ	Woodway, Texas (Midway HS)
43	Aaron Jones	PK	6-3	185	So.	1L	Crowley, Texas (Crowley HS)
43	Reggie Rice	LB	5-11	220	Sr.	1L	Houston, Texas (Eisenhower HS / N.M. Military Institute)
44	Bryce Hager	LB	6-1	230	RFr.	SQ	Austin, Texas (Westlake HS)
45	Matt Ritchey	LB	6-3	225	RFr.	SQ	Big Spring, Texas (Big Spring HS)
46	Clarence Lee	DE	6-3	210	RFr.	SQ	Jefferson, Texas (Jefferson HS)
47	Robert Singletary	LB	6-2	225	RFr.	SQ	Kingwood, Texas (Kingwood HS)
48	Aaron Lorick	DE/LB	6-2	270	So.	SQ	Kerrville, Texas (Tivy HS)
48	Erik Wolfe	FB	6-1	255	So.	1L	The Woodlands, Texas (The Woodlands HS)
49	Kaeron Johnson	DT	6-2	320	Jr.	2L	Cuero, Texas (Cuero HS)
50	Jimmy Landes	DS	6-0	215	Fr.	HS	Tyler, Texas (Lee HS)
51	Kedrick Dial	DE	6-3	220	RFr.	SQ	Sulphur Springs, Texas (Sulphur Springs HS)
54	Stefan Huber	C	6-4	275	So.	1L	Nederland, Texas (Nederland HS)
56	Chris Quinn	LB	6-0	225	RFr.	SQ	Beaumont, Texas (Monsignor Kelly Catholic HS)
58	Charles Kelly	LB	5-10	215	RFr.	SQ	Hewitt, Texas (Midway HS)
61	Tim Smith	OL	6-4	285	RFr.	SQ	Baytown, Texas (Lee HS)
63	John Jones	OG	6-4	320	Sr.	3L	Cedar Hill, Texas (Cedar Hill HS)
64	Alex Bonilla	OL	6-2	280	Jr.	1L	Abilene, Texas (Cooper HS)
65	Zach Northern	DS	6-1	270	So.	1L	Hewitt, Texas (Midway HS)
68	Cyril Richardson	OT	6-5	330	So.	1L	Fort Worth, Texas (North Crowley HS)
70	Jake Jackson	OL	6-3	300	Jr.	2L	Southlake, Texas (Carroll HS)
71	Cameron Kaufhold	OL	6-4	315	Jr.	2L	Friendswood, Texas (Friendswood HS)
73	Jeramie Roberts	OL	6-4	320	So.	SQ	Garland, Texas (South Garland HS)
74	Philip Blake	C	6-3	320	Sr.	2L	Toronto, Ontario (Champlain Regional Prep / Tyler [Texas] JC)
75	Troy Baker	OL	6-6	300	RFr.	SQ	Waco, Texas (Connally HS)
76	Luke Burleson	OL	6-6	305	RFr.	SQ	Allen, Texas (Allen HS)
76	Nick Johnson	DT	6-1	295	Jr.	TR	Waco, Texas (Waco HS / Navarro College)
77	Kelvin Palmer	OL	6-4	270	So.	1L	Dallas, Texas (W. H. Adamson HS)
78	Ivory Wade	OG	6-4	300	Jr.	2L	Dickinson, Texas (Dickinson HS)
79	Robert T. Griffin	OL	6-6	330	Sr.	1L	Euless, Texas (Trinity HS / Navarro College)
81	Rhett Butler	TE	6-2	235	RFr.	SQ	Flower Mound, Texas (Marcus HS)
84	Travis McClain	WR	6-1	190	Sr.	2L	Weatherford, Texas (Weatherford HS)
87	Christian Coggan	IR	5-9	155	RFr.	SQ	Midland, Texas (Lee HS)
89	Thomas Draper	WR	6-3	200	Jr.	SQ	Dallas, Texas (Highland Park HS)
90	Nicolas Jean-Baptiste	NT	6-2	335	Sr.	3L	Stafford, Texas (Strake Jesuit College Prep)
91	Kevin Park	DE	6-3	250	So.	SQ	Austin, Texas (Crockett HS)
92	Jared Edwards	DE	6-4	270	Jr.	2L	Mansfield, Texas (Timberview HS)

ALPHABETICAL ROSTER

NO	PLAYER, POS
75	Troy Baker, OL
74	Philip Blake, C
64	Alex Bonilla, OL
38	Collin Brence, LB
76	Luke Burleson, OL
81	Rhett Butler, TE
9	Chance Casey, CB
26	Rodney Chadwick, LB
4	Elliot Coffey, LB
87	Christian Coggan, IR
51	Kedrick Dial, DE
6	Ahmad Dixon, NB
89	Thomas Draper, WR
92	Jared Edwards, DE
18	Tevin Elliott, DE
11	Nick Florence, QB
23	Clay Fuller, IR
24	Terrance Ganaway, RB
5	Antwan Goodley, WR
3	Demetri Goodson, DB
12	Cordarius Golston, LB
10	Robert Griffin III, QB
79	Robert T. Griffin, OL
44	Bryce Hager, LB
17	Mike Hicks, S
25	Sam Holl, S
54	Stefan Huber, C
70	Jake Jackson, OL
90	Nicolas Jean-Baptiste, NT
35	Jemarcus Johnson, CB
49	Kaeron Johnson, DT
76	Nick Johnson, DT
43	Aaron Jones, PK
7	Darius Jones, WR
63	John Jones, OG
71	Cameron Kaufhold, OL
58	Charles Kelly, LB
1	Prince Kent, LB
50	Jimmy Landes, DS
46	Clarence Lee, DE
26	Jeff LePak, WR
11	Terrance Lloyd, DE
48	Aaron Lorick, DE/LB
41	Kolton Lye, PK
8	Glasco Martin, RB
10	Gary Mason Jr., DE
31	Chris McAllister, DE
19	LeQuince McCall, NB
84	Travis McClain, WR
20	Jerod Monk, TE
8	K.J. Morton, S
18	Jordan Najvar, TE
65	Zach Northern, DS
42	Levi Norwood, IR
77	Kelvin Palmer, OL
91	Kevin Park, DE
14	Bryce Petty, QB
56	Chris Quinn, LB
16	Tevin Reese, IR
43	Reggie Rice, LB
68	Cyril Richardson, OT
45	Matt Ritchey, LB
73	Jeramie Roberts, OL
13	Tracy Robertson, DT
24	T.C. Robinson, RB
36	Spencer Roth, P
21	Jarred Salubi, RB
3	Lanear Sampson, WR
34	Marcus Santa Cruz, DS
47	Robert Singletary, LB
61	Tim Smith, OL
27	Tyler Stephenson, CB
27	Bryan Swindoll
15	Brody Trahan, LB
13	Michael Valdez, IR
78	Ivory Wade, OG
4	Isaac Williams, RB
22	Joe Williams, CB
2	Terrance Williams, WR
33	Josh Wilson, S
48	Erik Wolfe, FB
1	Kendall Wright, IR