



# 2011-2012 BAYLOR BASKETBALL GAME NOTES

Chris Yandle, Associate Director of Athletic Communications • Office: (254) 710-3638 • Cell: (254) 652-9068  
E-mail: christopher\_yandle@baylor.edu • Twitter: @BaylorMBB • Facebook.com/BaylorAthletics • www.BaylorBears.com

## GAME INFORMATION

**Date / Time:** Sat., Jan. 28 / 12:05 p.m. CST  
**Site:** Waco, Texas / Ferrell Center (10,284)  
**TV:** CBS  
**Talent:** Verne Lundquist (play-by-play), Clark Kellogg (analyst)  
**Radio:** Baylor-IMG College / ESPN Central Texas  
**Talent:** John Morris (play-by-play), Pat Nunley (analyst)  
**Satellite Radio:** Sirius 93 / XM 191 (BU broadcast)  
**Live Stats:** [BaylorBears.com](http://BaylorBears.com)  
**Live Video:** None  
**Live In-Game Blog:** [BaylorBears.com](http://BaylorBears.com)  
**Twitter Updates:** [twitter.com/BaylorMBB](https://twitter.com/BaylorMBB)  
**Series:** Texas leads, 157-79  
**Waco:** Texas leads 64-46  
**Austin:** Texas leads, 85-27  
**Neutral Site:** Texas leads, 8-6  
**First Meeting:** 1905-06 — UT, 27-17  
**Last Meeting:** March 5, 2010 — UT, 60-54  
**Drew vs. UT:** 4-15

## SCHEDULE / RESULTS

DATE	BU	OPP	OPPONENT	TV	RESULT
N11	12/12	—	TEXAS SOUTHERN	W	77-57
N13	12/12	—	JACKSON STATE	W	92-59
N15	11/12	rvl-	SAN DIEGO STATE	ESPN	W 77-67
N22	9/10	—	SOUTH CAROLINA ST.	W	70-50
N23	9/10	—	UT ARLINGTON	FSSW	W 75-65
N29	7/8	—	PRAIRIE VIEW A&M	FSSW	W 90-54

DATE	BU	OPP	OPPONENT	TV	RESULT
D4	7/8	—	at Northwestern	BTN	W 69-41
D14	6/7	—	BETHUNE-COOKMAN	FSSW	W 69-42
D17	6/7	—	at BYU	BYUtv	W 86-83
D19	6/7	—	PAUL QUINN	W	95-43

*Continental Tire Las Vegas Classic (Orleans Arena — Las Vegas, Nev.)*  
D22 6/7 — vs. Saint Mary's ESPN3 W 72-59  
D23 6/7 — vs. West Virginia ESPN Wat 83-81

*The Showcase (American Airlines Center — Dallas, Texas)*  
D28 6/7 15/14 vs. Mississippi State ESPN2 W 54-52

DATE	BU	OPP	OPPONENT	TV	TIME
J2	4/5	rvl-	■ TEXAS A&M	ESPNU	W 61-52
J7	4/5	—	■ at Texas Tech	BIG 12	W 73-60
J10	4/4	18/18	■ at Kansas State	FSSW+	W 75-73
J14	4/4	—	■ OKLAHOMA STATE	ESPN2	W 106-65
J16	3/3	7/7	■ at Kansas	ESPN	L 74-92
J21	3/3	5/5	■ MISSOURI	ESPN	L 88-89
J24	6/7	—	■ at Oklahoma	BIG 12	W 77-65
J28	6/7	—	■ TEXAS	CBS	12:05 p.m.


DATE	BU	OPP	OPPONENT	TV	TIME
F1	—	—	■ at Texas A&M	ESPN2	8 p.m.
F4	—	—	■ at Oklahoma State	BIG 12	12:45 p.m.
F8	—	—	■ KANSAS	ESPN/2	6 p.m.
F11	—	—	■ at Missouri	BIG 12	12:45 p.m.
F13	—	—	■ IOWA STATE	ESPNU	6 p.m.
F18	—	—	■ KANSAS STATE	BIG 12	12:45 p.m.
F20	—	—	■ at Texas	ESPN	8 p.m.
F25	—	—	■ OKLAHOMA	BIG 12	12:45 p.m.
F27	—	—	■ TEXAS TECH	ESPNU	8 p.m.

DATE	BU	OPP	OPPONENT	TV	TIME
M3	—	—	■ at Iowa State	CTN	6 p.m.

All times Central and Subject to change  
Rankings: AP/USA TODAY  
■ Big 12 Conference game

## GAME 21

WACO, TEXAS (FERRELL CENTER)



6/7 **BAYLOR BEARS** (18-2, 5-2)

**Head Coach:** Scott Drew (Butler, 1993)  
**Career Record:** 165-129 (10th season), **Record at BU:** 145-118 (9th season)

NR/NR **TEXAS LONGHORNS** (13-7, 3-4)

**Head Coach:** Mack Brown (Lenoir-Rhyne, 1977)  
**Career Record:** 537-264 (26th season), **Record at UT:** 335-130 (14th season)


## STORY LINES

- After posting its third Big 12 road win of the season, No. 6/7 Baylor (18-2, 5-2) returns home Saturday to host long-time conference rival Texas (13-7, 3-4) at 12:05 p.m. CST on CBS.
- Saturday's game against Texas is the Baylor men's basketball program's second consecutive advance sellout. It is the ninth Ferrell Center sellout in **Scott Drew's** nine-year tenure. Baylor's 2010-11 regular-season finale against Texas set the Ferrell Center attendance record with 10,627.
- Baylor is 18-3 all-time when ranked in the Top 10 — 15 of those wins have come this season.
- Saturday will be the 237th series meeting between Baylor and Texas, the most-played basketball rivalry for both schools. Texas leads the all-time series 157-79 and 64-46 for games played in Waco.
- Baylor is 11-4 in its last 15 games against its three in-state Big 12 opponents — Texas A&M (4-1), Texas Tech (4-1) and Texas (3-2). Baylor is 2-0 against Texas Big 12 schools this season.
- Baylor is 18-2 to start the season for the first time in program history.
- Baylor is 4-1 in games decided by 5 points or fewer this season.
- Baylor has made at least one 3-point field goal in 639 consecutive games — the second-longest active streak in the Big 12.
- Junior G **Pierre Jackson**, a finalist for the 2012 Bob Cousy Award, leads all Big 12 players in assists (6.00) and ranks second in steals (1.85). Jackson leads the Big 12 in both categories in conference-only games — assists (9.00) and steals (2.57).
- Jackson has 59 assists in the last 6 games (9.9 assists per game); he had 61 dimes in the first 14 games (4.4 per game).
- Five different Baylor players — **Perry Jones III** (14.2), **Pierre Jackson** (12.8), **Quincy Acy** (12.7), **Quincy Miller** (12.5) and **Brady Heslip** (10.0) — are averaging more than 10 points per game, combining for 59 double-digit scoring outings.
- Senior F **Quincy Acy** ranks 17th in school history with 1,159 points. He also ranks second in career FG percentage (60.8), second in career blocks (155) and t9th in career rebounding (681).
- Baylor has held 15 opponents to fewer than 70 points. Since the start of the 2007-08 season, Baylor is 69-9 when holding opponents below the 70-point mark. Baylor is 102-25 in the **Scott Drew** era when holding opponents to fewer than 70 points.
- In his last 51 games, **Acy** has blocked 93 shots, an average of 1.82 blocks per game (62 blocks in his first 70 games at Baylor).
- 55 of sophomore G **Brady Heslip's** 65 field goals have been from 3-point range. Heslip has made at least one 3FG in 19 games.

## UP NEXT

- Baylor hits the road Feb. 1 to face Texas A&M for the 205th "Battle of the Brazos" — the final series meeting in College Station as Big 12 members. Texas A&M leads the all-time series 127-77, but Baylor has won five of the last six meetings.
- Wednesday's showdown will tip at 8 p.m. CST on ESPN2 (**Jon Sciambi**, play-by-play; **Fran Fraschilla**, analyst).

## BAYLOR PROJECTED STARTING LINEUP



	G • 55 • JR	G • 5 • SO	F • 30 • FR	F • 4 • SR	F • 1 • SO
	Pierre Jackson	Brady Heslip	Quincy Miller	Quincy Acy	Perry Jones III
PTS	12.8	10.0	12.7	12.5	14.2
REB	3.0	1.3	4.9	6.8	7.5
AST	6.0	45.5	49.1	2.4	55.2
STL	1.9	47.0	77.3	58.4	31.6
	FG%	FT%	FG%	3FG%	



Click to read the official Baylor Basketball Blog, Full Court Press



# BAYLOR WEEKLY MEDIA PLANNER

<p><b>26</b> THU</p> <p>No Media Availability</p>	<p><b>27</b> FRI</p> <p>No Media Availability</p>	<p><b>28</b> SAT</p> <p>vs. Texas Noon (CBS)</p> <p><b>Postgame Press Conference</b> <i>Baylor locker room is closed</i></p> <p>Scott Drew, approximately 20 minutes after game; players following Drew</p>	<p><b>29</b> SUN</p> <p>No Media Availability</p>	<p><b>30</b> MON</p> <p><b>Big 12 Coaches Teleconference</b> 10:30 a.m. (Coach Drew)</p> <p><b>Media Availability</b> 2 p.m.</p>	<p><b>31</b> TUE</p> <p>No Media Availability</p>	<p><b>1</b> WED</p> <p>at Texas A&amp;M 8 p.m. (ESPN2)</p> <p><b>Postgame Press Conference</b> <i>Baylor locker room is closed</i></p> <p>Scott Drew, approximately 20 minutes after game; players following Drew</p>
---	---	---	---	--	---	---

## BAYLOR MEDIA WEBSITE

An all-in-one-place media page is can be found at Baylor's website at: <http://www.BaylorBears.com/ot/bay-media.html>. Among the information available at the site are links and pdfs of statistics, game notes, quick facts and directions as well as photo/logo downloads and video FTP information.

## BIG 12 TELECONFERENCE

In conjunction with the Big 12 Conference, Baylor head coach **Scott Drew** will participate in the league's weekly teleconference on selected Mondays during the season: ~~Dec. 12~~, ~~Jan. 2~~, ~~Jan. 9~~, ~~Jan. 16~~, Jan. 23, Jan. 30, Feb. 6, Feb. 13, Feb. 20, Feb. 27, March 5 and March 12 (postseason coaches only).

Media representatives wishing to participate in the teleconference should consult contact the league communications staff for further details.

A live audio stream of the teleconference can be heard at [www.Big12Sports.com](http://www.Big12Sports.com). A replay of the teleconference will be available after 4 p.m. CT the day of the teleconference.

## WEEKLY INTERVIEWS

Head coach Scott Drew and Baylor players will be made available for interviews in person or by telephone on a regular basis during the season, at times to be announced.

All interviews with Baylor student-athletes must be coordinated through the Athletic Communications Office and requested with 24 hours advance notice.

Telephone interviews will be fulfilled at a time that does not interfere with the student-athlete's academic or practice schedule.

Please direct all interview requests to Associate Director **Chris Yandle** at [christopher\\_yandle@baylor.edu](mailto:christopher_yandle@baylor.edu).

## PRACTICE COVERAGE

All Baylor practices are closed to the media and the public.

## POSTGAME INTERVIEWS

Baylor University is committed to a policy of equal access for both male and female reporters and photographers.

The Baylor locker room is closed to the media. Coach Drew and player interviews will be conducted in the Ferrell Center's Media Center following the NCAA 10-minute cooling off period.

Media are asked to submit a list of player interview requests to **Chris Yandle** prior to the under-four media timeout in the second half.

The visiting SID will select the student-athletes to be interviewed in the postgame interview room.

## BAYLOR VIDEO HIGHLIGHTS FTP SITE

Baylor provides broadcast-quality video of home game postgame highlights via FTP download. Contact Baylor Athletic Communications for more information.

## SOCIAL MEDIA

In addition to following the most up-to-date information on Baylor's Official Athletics Site, [www.BaylorBears.com](http://www.BaylorBears.com), Baylor's official basketball blog — *Full Court Press* — offers behind-the-scenes insight into the Bears' basketball program.

Additionally, the Baylor Athletic Communication office runs the Official Twitter feeds for Baylor Athletics (@BaylorAthletics) and Baylor Basketball (@BaylorMBB).

## QUICK HITS

- Baylor's Big 12 rankings: 1st in 3FG% (41.4), 1st in blocked shots (6.15), 1st in assists (16.25), 2nd in scoring offense (78.2), 2nd in FG% (49.6), 2nd in steals (8.75), 3rd in scoring defense (63.0), 3rd in scoring margin (+15.2), 3rd in FT% (73.7), 3rd in rebounding defense (32.0), 3rd in rebounding margin (+5.0) and 3rd in 3FG made (7.50).
- Baylor's NCAA Rankings (thru games Jan. 22): 6th in 3FG%, 9th in blocked shots, 9th in FG%, 13th in scoring margin, 16th in steals, 20th in assists, 24th in scoring offense 29th in FG% defense, 43rd in FT% and 45th in rebound margin.
- Baylor has trailed at the half only four times this season (Baylor is 2-2 in those contests).
- Baylor is 28-142 all-time against Top 25 teams, including an 11-48 mark in the **Scott Drew** era.
- Since the start of the 2007-08 season, Baylor is 109-49 and has made three postseason appearances (2008 NCAA, 2009 NIT, 2010 NCAA) and posted three 20-win seasons (135 wins in first 11 seasons of Big 12 era).
- Six players earned a GPA of 3.0 or higher during the fall 2011 semester, earning Big 12 Commissioner's Honor Roll honors — **Deuce Bello**, **Fred Ellis**, **Gary Franklin**, **Brady Heslip**, **Logan Lowery** and **Jacob Neubert** (Dean's List). Baylor also posted its highest team semester GPA in program history.
- Baylor has won 51 straight games when holding opponents to fewer than 60 points, including 10 this season.
- Baylor has held 15 opponents to fewer than 70 points. Since the start of the 2007-08 season, Baylor is 69-9 when holding opponents below the 70-point mark. Baylor is 102-25 in the **Drew** era when holding opponents to fewer than 70 points.
- Baylor is 52-17 — 51-15 in the **Drew** era — when ranked in the Associated Press Top 25, 45-12 when ranked in the *USA TODAY*/ESPN Coaches Top 25 and 43-11 all-time when ranked simultaneously in both polls.
- 3 of Baylor's 6 20-win seasons have come in the last 4 seasons — 2007-08 (21), 2008-09 (24), 2009-10 (28).
- Baylor has been ranked for 44 weeks in program history — 41 of those weeks coming in the last 5 seasons.
- 7 of the Top 20 1,000-point scorers in program history hail from the **Scott Drew** era — all in the last 5 seasons (18 1,000-point scorers in first 101 seasons; 7 in the last 5 seasons).
- **Quincy Acy** ranks second on Baylor's career blocked shots list with 155 rejections. **Acy** is tied for 9th in school history with 681 career rebounds.
- Baylor's frontline fivesome of senior **F Anthony Jones** (6-foot-10, wingspan: 7 feet, 2 inches), senior **F Quincy Acy** (6-foot-7, wingspan: 7 feet, 3 inches), sophomore **F Perry Jones III** (6-foot-11, wingspan: 7 feet, 2 inches), redshirt sophomore **F Cory Jefferson** (6-foot-9, wingspan: 7 feet) and freshman **F Quincy Miller** (6-foot-9, wingspan: 7 feet, 4 inches) has a combined wingspan of 35 feet, 11 inches (width of NCAA playing court is 50 feet).
- **Scott Drew** is tied with Kansas' Bill Self as the second-longest tenured head coach in the Big 12 Conference. **Drew**, who is in his ninth season at Baylor in 2011-12, is second only to Texas' Rick Barnes, who enters his 14th season in Austin.

## 2011-2012 BAYLOR BASKETBALL ROSTER

NO.	NAME	POS	HT	WT	CL.-EXP.	HOMETOWN (LAST SCHOOL)
0	Gary Franklin	G	6-2	195	So.-TR	Santa Ana, Calif. (Cal)
1	Perry Jones III	F	6-11	235	So.-1L	Duncanville, Texas (Duncanville HS)
2	Jacob Neubert	F	6-5	200	Jr.-1L	Waco, Texas (Midway HS)
3	Fred Ellis	F	6-6	220	Sr.-3L	Sacramento, Calif. (Sacramento HS)
4	Quincy Acy	F	6-7	235	Sr.-3L	Mesquite, Texas (Horn HS)
5	Brady Heslip	G	6-2	180	So.-TR	Burlington, Ontario (Boston College)
11	J'mison Morgan	F/C	6-11	250	Sr.-1L	Dallas, Texas (UCLA)
14	Deuce Bello	G	6-4	185	Fr.-HS	Greensboro, N.C. (Westchester Country Day School)
20	Logan Lowery	F	6-6	185	So.-TR	Kingwood, Texas (Centenary)
22	A.J. Walton	G	6-1	185	Jr.-2L	Little Rock, Ark. (Hall HS)
30	Quincy Miller	F	6-9	210	Fr.-HS	Chicago, Ill. (Westchester Country Day (N.C.) School)
34	Cory Jefferson	F	6-9	210	RSo.-1L	Killeen, Texas (Killeen HS)
41	Anthony Jones	F	6-10	195	Sr.-3L	Houston, Texas (Yates HS)
55	Pierre Jackson	G	5-10	180	Jr.-JC	Las Vegas, Nev. (College of Southern Idaho)

## COACHING & SUPPORT STAFF

**Head Coach:** Scott Drew (Butler, 1993), 10th season overall, 9th season at Baylor

**Assistant Coaches:** Jerome Tang (Charter Oak State, 2007), 9th season at Baylor; Grant McCasland (Baylor, 1999), 1st season at Baylor;

Paul Mills (Texas A&M, 1996), 9th season at Baylor

**Director of Operations:** Tim Maloney (Manhattanville, 1982), 3rd season at Baylor

**Director of Video Operations:** Jared Nuness (Valparaiso, 2001)

**Video Coordinator:** Sam Patterson (Baylor, 2008)

**Strength & Conditioning Coach:** Charlie Melton (Memphis, 1998)

**Athletic Trainer:** David Chandler (Baylor, 1985)

## BAYLOR IN THE RANKINGS

- Baylor dropped to No. 6 in the latest AP and to No. 7 in the latest *USA TODAY/ESPN* Top 25 polls.
- Baylor has been ranked in the Top 10 for 10 consecutive weeks — a program record.

	PRE	N14	N21	N28	D5	D12	D19	D26	J2	J9	J16	J23	J30	F6	F13	F20
AP	12	11	9	7	6	6	6	6	4	4	3	6				
COACHES	12	12	10	8	7	7	7	7	5	4	3	7				

## A WIN WOULD...

- Be its 11th home win of the season.
- Improve its record to 80-157 all-time against Texas.
- Improve its record to 12-4 in its last 16 games against its three in-state Big 12 rivals.
- Improve **Scott Drew's** career record to 5-15 against Texas.
- Improve its program-best start to 19-2.
- Give Baylor its first 6-2 conference start since 1986-87.
- Be **Scott Drew's** 146th career win as Baylor head coach.

## TELEVISION COVERAGE

- Saturday's showdown against long-time conference rival Texas will be televised nationally on CBS at 12:05 p.m. CST. **Verne Lundquist** (play-by-play) and **Clark Kellogg** (analyst) will call the action.
- It marks the first national CBS regular-season home broadcast in program history. Baylor is 3-2 all-time on CBS — all five appearances have coming during NCAA tournament play (0-1 in 2008, 3-1 in 2010).

## ANOTHER ADVANCED SELLOUT

- Saturday's game against Texas is the Baylor men's basketball program's second consecutive advance sellout. Last Saturday's Top 5 matchup against then-No. 5 Missouri was the first advance sellout in program history.
- It is the ninth Ferrell Center sellout in **Scott Drew's** nine-year tenure. Baylor's 2010-11 regular-season finale against Texas set the Ferrell Center attendance record with 10,627.

## SERIES HISTORY

- Saturday will be the 237th series meeting between Baylor and Texas, the most-played basketball rivalry for both schools. Texas leads the all-time series 157-79 and 64-46 for games played in Waco.
- Baylor is 7-27 against Texas in the Big 12 era series, while head coach **Scott Drew** is 4-15 all-time against the Longhorns.

**SERIES NOTES:** Saturday is the fourth time in the series that Baylor is ranked ... Before Texas swept regular-season series in 2010-11, Baylor had won four straight meetings, including a regular-season series sweep in 2009-10 (first time since 1997-98 season) ... Last season's regular-season finale was the site for *College GameDay Driven by State Farm* — a Baylor first for any sport ... **LaceDarius Dunn** became the Big 12's all-time leading scorer in the 2010-11 finale in Waco ... In 2009-10 finale in Waco, **Quincy Acy** posted his own *SportsCenter* highlight reel with 10 dunks against the Longhorns, earning the top two spots on *SportsCenter* Top 10 Plays later that night ... Baylor's 80-77 OT win at No. 6 Texas in 2010 was its first win in Austin since 1998 ... On Jan. 22, 1927, coach **Ralph Wolf** was taking his first Baylor basketball team to play a game in Austin against the University of Texas. Rain hampered the vision of the chartered bus driver as debris from the road sprayed the windshield of the bus. In Round Rock, Texas, just miles from the team's arrival in Austin, a speeding train from the I&GA Railroad Company rammed into the side of the bus at a railway crossing near the center of the city. Ten of the 21 players, coaches and fans in the Baylor party that traveled on the bus that day were killed (*The Immortal Ten*).

## TEXAS-SIZED SUCCESS

- Baylor is 11-4 in its last 15 games against its three in-state Big 12 opponents — Texas A&M (4-1), Texas Tech (4-1) and Texas (3-2). Baylor is 2-0 against Texas Big 12 schools this season.
- Prior to its recent in-state success, the Bears were a combined 10-27 against Texas, Texas A&M and Texas Tech in **Scott Drew's** first six seasons at Baylor.

## #CLUTCH IN CLOSE GAMES

- Baylor entered the season with a sub-.500 record in games decided by 5 points or fewer in the **Scott Drew** era. This season, Baylor is 4-1 in such games with all four wins coming away from home.
- In fact, all four wins have been decided by 3 points or fewer — Dec. 17 at BYU (86-83), Dec. 23 vs. West Virginia (83-81, OT) in Las Vegas, Dec. 28 vs. No. 14 Mississippi State (54-52) in Dallas and Jan. 10 at No. 18 Kansas State (75-73).
- Baylor's lone loss decided by 5 points or fewer this season was a 1-point loss Jan. 21 to Missouri (89-88).

## COACHES VS. CANCER® SUITS AND SNEAKERS WEEKEND

- Coming up this Friday through Sunday (Jan. 27-29) is the annual Coaches vs. Cancer® Suits and Sneakers awareness weekend, a collaborative initiative of the American Cancer Society and the National Association of Basketball Coaches (NABC). Participating NABC member coaches will wear sneakers instead of dress shoes with their suits during weekend games to demonstrate their support for the American Cancer Society and its vision of a world with less cancer and more birthdays.
- Fans may support this cause by texting COACH to 20222 from any wireless phone to make a \$5 donation toward Coaches vs. Cancer and help in the search for a cure. For more information, visit the Coaches vs. Cancer Facebook page, facebook.com/coachesvscancer.
- By lacing up sneakers with their suits, college and high school basketball coaches nationwide will spotlight the fact that while cancer remains a major health concern, everyone can take daily steps to reduce their risk of the disease. For those who do not smoke, weight control, exercise and a healthy diet are the best ways to improve health and reduce cancer risk. Obesity has been shown to increase the risk for many forms of cancer, including breast, prostate, and colon cancers and may account for 20 percent of cancer deaths in women and 14 percent in men.



## @BAYLORMBB TWITTER TALK

A social media look at Baylor men's basketball over the last week, 140 characters at a time.

## #tweetnotes

- #Baylor's four @Big12Conference weekly honors are the most by a @BUDREW team since 2010 (seven).
- .@BUDREW needs 5 wins for Baylor victory No. 150, which move him to 3rd on school's career wins list.
- Only @KStateSports, @KU\_Hoops and @MizzouHoops have shot 50% or better against @BaylorMBB this season.
- Success isn't limited to the court. 6 earned 3.0+ fall GPA, while team posted highest semester GPA in program history. #BooksandBrotherhood
- Just #CallHimClutch and, according to @JasonKingESPN, you can call **Pierre Jackson** one of nation's top sixth men.
- Who's that leading the @Big12Conference in 3-point FGs made, eh? That would be Baylor's #DowntownCanadian, **Brady Heslip**.
- For 4th straight year, #Baylor career wins record could fall. **Quincy Acy** (84) is 2nd all-time and needs 4 for record. #careerwinning
- **Quincy Acy** is 4th in school history in career games played (121) and is 13 shy of record held by **LaceDarius Dunn**.
- Since March 11, 2009, @BaylorMBB is 71-23 in its last 94 games — a .755 winning percentage.
- **Fred Ellis** graduated in Dec 2010, scheduled to receive master's degree in May & is first in family to graduate college. #TrueStudentAthlete
- In last 3 seasons, Baylor is 13-4 in games decided by 5 points or fewer; won 7 straight before loss to @MizzouHoops. #TakingCareofBusiness
- #CallHimClutch: **Pierre Jackson** blocked @BYUBasketball shot at buzzer, hit FG to send WVU game to OT and hit layup to beat @mstateMBK.
- Baylor (18-2) is off to best start in program's 106 seasons.
- Baylor has broken 90-point mark 4 times so far in 2011-12 and had combined 6 90-point games in previous 2 seasons.
- Since the start of the 2007-08 season, Baylor is 109-49 after winning just 135 games in first 11 seasons of @Big12Conference era.
- **Deuce Bello** has been featured on @SportsCenter #SCTop10 plays twice this season — a pair of No. 2 dunks.
- 51 percent of **Quincy Acy's** career FGs have been dunks (219 of 432). #AcyWiththeSmash
- Baylor has led at the half in 16 of its 20 games this season, trailing only at BYU, K-State, Kansas and Missouri.
- **Brady Heslip** has made 3FG in 19 of 20 games, and 55 of 65 total FG are from 3-range #DowntownCanadian
- Prior to @BUDREW, Baylor had 9 17-win seasons in program's first 97 seasons. Baylor has won 17+ in each of last 5 seasons. #Lucky17
- Baylor broke its #CenturyMarkDrought with 106-point outburst in 41-point win Jan. 14 over @OKStateHoops.
- Baylor's 41-point margin of victory over @OKStateHoops was its largest in a @Big12Conference game since beating Texas A&M by 42 in 2002.
- **A.J. Walton** needs 17 assists to crack Baylor's career Top 10. #HeCanDishtToo
- Baylor's frontline of **Ant Jones**, **Quincy Acy**, #PJ3, **Quincy Miller** and **Cory Jefferson** have combined wingspan of 35 ft, 11 in. #LotsofLength

## OFFICIAL TWITTER ACCOUNTS

@BaylorMBB	Baylor Men's Basketball
@BUDREW	Baylor Head Coach Scott Drew
@BaylorAthletics	Baylor Athletics



# SCOTT DREW

HEAD COACH, NINTH SEASON

## THE DREW FILE

### PERSONAL

**Birthdate:** Oct. 23, 1970  
**Birthplace:** Kansas City, Mo.  
**Family:** Wife, Kelly; daughter Mackenzie, sons Peyton and Brody

### EDUCATION

**College:** Butler, 1993; Valparaiso, 1994 (Master's)

### COACHING EXPERIENCE

**1993-01** Valparaiso (assistant coach)  
**2001-02** Valparaiso (associate head coach)  
**2002-03** Valparaiso (head coach)  
**2003-** Baylor (head coach)

## THE DREW WORKSHEET

YEAR	SCHOOL	RECORD	
		OVERALL	CONF.
2002-03	Valparaiso	20-11	12-2
2003-04	Baylor	8-21	3-13
2004-05	Baylor	9-19	1-15
2005-06†	Baylor	4-13	4-12
2006-07	Baylor	15-16	4-12
2007-08	Baylor	21-11	9-7
2008-09	Baylor	24-15	5-11
2009-10	Baylor	28-8	11-5
2010-11	Baylor	18-13	7-9
2011-12	Baylor	18-2	5-2
<b>TOTALS</b>	<b>10 seasons</b>	<b>165-129</b>	<b>61-88</b>
	<b>Baylor totals</b>	<b>145-118</b>	<b>49-86</b>

† Baylor played no non-conference schedule due to NCAA sanctions.

## DREW VS. 2011-12 OPPONENTS

OPPONENT	CAREER	BAYLOR
Bethune-Cookman	2-0	2-0
BYU	1-0	1-0
Iowa State	4-5	4-5
Jackson State	5-0	5-0
Kansas	1-9	1-9
Kansas State	4-6	4-6
Mississippi State	1-0	1-0
Missouri	4-8	4-7
Northwestern	1-0	1-0
Oklahoma	4-14	4-14
Oklahoma State	6-11	6-11
Paul Quinn	2-0	2-0
Prairie View A&M	6-0	6-0
Saint Mary's	2-0	2-0
San Diego State	2-0	2-0
South Carolina State	1-0	1-0
<b>Texas</b>	<b>4-15</b>	<b>4-15</b>
Texas A&M	8-9	8-9
Texas Southern	4-0	4-0
Texas Tech	9-8	9-8
UT Arlington	3-0	3-0
West Virginia	1-0	1-0
<b>TOTAL</b>	<b>165-129</b>	<b>145-118</b>



Click / scan to view **Scott Drew's** complete bio at [BaylorBears.com](http://BaylorBears.com)

## HE DISHES IT AND HE TAKES IT

- Junior G **Pierre Jackson**, a finalist for the 2012 Bob Cousy Award, leads all Big 12 players in assists (6.00) and ranks second in steals (1.85). Jackson leads the Big 12 in both categories in conference-only games — assists (9.00) and steals (2.57).
- Jackson, who is averaging 10.4 assists and 2.2 steals in the last five games, dished out a career-high 15 assists in a Jan. 21 loss to No. 5 Missouri. His 15 assists tied the Big 12 record for assists in a conference game and tied for the fourth-most ever by a Big 12 player in any game; Jackson's 15 assists were the sixth-most in a single game in program history and the most since **Nelson Haggerty** had 18 at TCU on Feb. 14, 1995.
- Jackson has 7+ assists in each of the last six games. Nearly half of his 120 assists have come in the last six games (59).

## BAYLOR'S FIVE-HEADED ATTACK

- Five different Baylor players — **Perry Jones III** (14.2), **Pierre Jackson** (12.8), **Quincy Acy** (12.7), **Quincy Miller** (12.5) and **Brady Heslip** (10.0) — are averaging more than 10 points per game, combining for 59 double-digit scoring outings.
- Baylor's five-headed attack is shooting 52 percent from the floor, 46 percent on 3FG and 77 percent from the free throw line.
- The group has accounted for more than 74 percent of Baylor's overall scoring production (1,116 of Baylor's 1,563 points).

## 50/50 SHOOTING

- After holding opponents to under 50 percent shooting in each of its first 15 games, Baylor has allowed opponents to shoot 50 percent or better in three of the last five games.
- Through the first 15 games, opponents were shooting 36.3 percent (316-870) from the floor and 32.2 percent (91-283) from 3-point range, while Baylor shot 48.4 percent (398-822) and 40.6 percent (241-334), respectively.
- In the last five games, opponents are shooting 49.6 percent (138-278) from the floor and 33.8 percent (26-77) from 3-point range, while Baylor is shooting 52.7 percent (157-298) and 43.6 percent (44-101), respectively.
- Baylor is 78-8 in the **Scott Drew** era when shooting 50 percent or higher, but is 7-61 in that same time when opponents shoot 50 percent or higher.

## BAYLOR 20-WIN SEASONS

- In the program's first 101 seasons, Baylor posted 20+ wins just three times — 1945-46 (25-5, NCAA West Regional), 1947-48 (24-8, NCAA Runner-Up) and 1987-88 (23-11, NCAA First Round).
- In the last five seasons under head coach **Scott Drew**, Baylor has won 20+ games three times — 2007-08 (21-11, NCAA First Round), 2008-09 (24-15, NIT Finals) and 2009-10 (28-8, NCAA Elite Eight). Baylor is two wins shy of posting its seventh 20-win season and its fourth in the last five seasons.

## A FIRST FOR THE THIRD

- With sophomore F **Perry Jones III's** sixth career double-double Jan. 24 at Oklahoma, he accomplished something he had never done in his first two seasons at Baylor — post a 20-10 game. PJ3 scored 21 points and pulled down a season-high-tying 12 rebounds in Baylor's 77-65 road win over the Sooners.
- Jones III posted the first 20-point, 10-rebound game by a Baylor player since March 9, 2011, when **Quincy Acy** poured in 21 points and 15 rebounds against Oklahoma in the Big 12 Championship.

## #DOWNTOWNCANADIAN

- Sophomore G **Brady Heslip** has made at least one 3FG in 19 of 20 games this season and owned a streak of 13 consecutive games with at least 1 trey until being held scoreless Jan. 2 vs. Texas A&M. Heslip is knocking down an impressive 47 percent from beyond the arc (55-for-117). In fact, 55 of the Ontario native's 65 FGs this season have been from 3-point range.
- Heslip has quickly established himself as one of the nation's best 3-point shooters. He leads the Big 12 with 2.75 3FGs made per game and ranks 3rd in 3FG percentage.

## A PROGRESSING BLOCK PARTY

- Through 20 games, senior F **Quincy Acy** has blocked a team-best 48 shots, surpassing his freshman, sophomore and junior season totals. As a freshman, Acy had 34 blocks in 34 games (averaged 1.0 block per game); as a sophomore, he had 28 blocks in 36 games (averaged 0.78 blocks per game). He had 45 blocks as a junior in 2010-11.
- In his last 51 games, Acy has swatted 93 shots, an average of 1.82 blocks per game. By comparison, Acy blocked 62 shots in his 70 games in a Baylor uniform (0.89 blocks per game).

## #ACYWITHTHESMASH

- Senior F **Quincy Acy** ranks second in school history — behind former teammate **Josh Lomers** — with a career 60.8 field goal percentage. Acy, regarded as one of the nation's most ferocious dunkers, has recorded 219 career field goals via the dunk.
- In 121 career games, approximately 51 percent (219 of 432) of Acy's career FGM have been dunks.

## CONSECUTIVE GAMES WITH A MADE 3-POINT FIELD GOAL — 639

- Baylor has made at least one 3-point field goal in 639 consecutive games — the second-longest active streak in the Big 12 behind only Texas. Baylor has connected from 3-point range in every game since Feb. 21, 1990, in a win over Texas Tech.

## KEEPING IT UNDER 70

- Baylor has held 15 opponents to fewer than 70 points. Since the start of the 2007-08 season, Baylor is 69-9 when holding opponents below the 70-point mark. Baylor is 102-25 in the **Scott Drew** era when holding opponents to fewer than 70 points.
- In the last five seasons, Baylor is 23-5 in Big 12 games when holding opponents to fewer than 70 points.
- 10 of Baylor's opponents have failed to reach the 60-point mark. Baylor has won 51 straight games when holding opponents to fewer than 60 points (54-3 in the **Scott Drew** era).
- Baylor's last loss when holding an opponent to fewer than 60 points came March 6, 2004 — a 46-41 loss at Oklahoma.

**BAYLOR AGAINST THE TOP 25**

- After a pair of Top 10 losses last week, Baylor is 28-142 all-time against Top 25 teams, including an 11-48 mark in the **Scott Drew** era. Baylor is 7-63 all-time against Top opponents (has lost seven straight) and 3-32 all-time against Top opponents.
- Baylor is 2-2 against Top 25 opponents this season – 15/14 Mississippi State (W, 54-52), at 18/18 Kansas State (W, 75-73), at 7/7 Kansas (L, 74-92) and 5/5 Missouri (L, 88-89).

**ALL EYES ON ACY**

- Known for his ferocious dunks, senior **F Quincy Acy** became the 25th 1,000-point scorer in Baylor history Dec. 14 against Bethune-Cookman ... on a free throw at the 3:58 mark in the second half. Acy is the seventh 1,000-point scorer in the **Scott Drew** era, joining **Aaron Bruce**, **Curtis Jerrells**, **Henry Dugat**, **Kevin Rogers**, **LaceDarius Dunn** and **Tweety Carter**.
- Acy is currently 17th in program history with 1,159 career points. The Mesquite, Texas, native trails former NBA star and Baylor manager **David Wesley** (1,224) by 65 points for 15th and **Darrell Hardy** (1,360) by 201 points for 10th.

**BAYLOR CAREER SCORING LIST**

PLAYER, SEASONS	PTS
1. LaceDarius Dunn, 2007-11	2,285
2. Terry Teagle, 1978-82	2,189
3. Micheal Williams, 1984-88	1,854
4. Curtis Jerrells, 2005-09	1,820
5. Brian Skinner, 1994-98	1,702
6. Darryl Middleton, 1984-88	1,677
7. Aundre Branch, 1991-95	1,666
8. Tweety Carter, 2006-10	1,437
9. Kevin Rogers, 2005-2009	1,371
10. Darrell Hardy, 1964-67	1,360
11. Aaron Bruce, 2004-08	1,330
12. Doug Brandt, 1993-97	1,263
13. Vinnie Johnson, 1977-79	1,231
14. Henry Dugat, 2005-09	1,229
15. David Wesley, 1989-92	1,224
16. Willie Sublett, 1990-94	1,223
17. <b>QUINCY ACY, 2008-PRES.</b>	<b>1,159</b>

**BAYLOR CAREER REBOUNDS LIST**

PLAYER, SEASONS	REB
1. Brian Skinner, 1994-98	915
2. Jerry Mallett, 1955-57	877
3. Kevin Rogers, 2005-09	865
4. Darrell Hardy, 1965-67	836
5. Terry Teagle, 1979-82	805
6. Darryl Middleton, 1985-88	730
7. Doug Brandt, 1993-97	728
8. Tommy Bowman, 1968-70	695
9. <b>QUINCY ACY, 2008-PRES.</b>	<b>681</b>
Arthur Edwards, 1975-78	681

**BAYLOR CAREER BLOCKS LIST**

PLAYER, SEASONS	REB
1. Brian Skinner, 1994-98	346
2. <b>QUINCY ACY, 2008-PRES.</b>	<b>155</b>
3. Mamadou Diene, 2005-09	145
4. Ekpe Udoh, 2009-10	133

**ACY CLOSING IN ON SELECT COMPANY**

- Already second in school history in career FG percentage (60.8) and blocked shots (155), senior **F Quincy Acy** continues to climb the career scoring and rebounding charts and, in the process, is closing on select company.
- Acy, who ranks 17th in school history with 1,159 career points, needs 201 more to tie **Darrell Hardy** for 10th all-time (1,360). If Acy cracks the Top 10 in scoring, he will become only the second player in school history to rank in the Top 10 in career scoring, rebounding, blocked shots and FG percentage. The other? **Brian Skinner**.

**JONES III NAMED TO WOODEN AWARD MIDSEASON LIST**

- Sophomore **F Perry Jones III** was named to the 2011-12 John R. Wooden Award Midseason List. Selected by the Wooden Award National Advisory Board, the midseason list is made up of 25 student-athletes, who – based on their performances in November, December and the beginning of January – are the frontrunners for college basketball’s most prestigious honor.
- Jones III is joined on the list by two other Big 12 representatives – Missouri’s Marcus Denmon and Kansas’ Thomas Robinson.
- All collegiate basketball players, including transfers, freshmen and medical redshirts, are eligible for the midseason list. In addition, all players will be evaluated and considered for the official voting ballot released in March.
- The 36th annual Wooden Award Gala, will take place on Fri., April 6, 2012, and will honor winners, All Americans and the Legends of Coaching winner Geno Auriemma of Connecticut. The John R. Wooden Award winner will be announced the weekend of the Final Four in New Orleans, La.

**DREW PARTICIPATING IN INFINITI COACHES’ CHARITY CHALLENGE**

- **Scott Drew** is one of 48 college basketball head coaches participating in the Infniti Coaches’ Charity Challenge. Drew, in his ninth season at Baylor, has chosen The Jimmy V Foundation® for Cancer Research as his designated charity.
- As part of its ongoing corporate partnership with the National Association of Basketball Coaches, the NCAA and ESPN, Infniti expanded the program from 14 coaches last season to 48 of the nation’s top NCAA Division I men’s basketball coaches this year with Infniti’s total contribution surpassing \$300,000.
- Fans participation will determine the winner over an eight-week period beginning January 18 by registering and voting on a custom microsite, [www.ESPN.com/Infniti](http://www.ESPN.com/Infniti). For the first six weeks, four brackets of 12 coaches will be paired against each other, with the winners from each group moving onto the next round in week seven and the final round in week eight. Fans can vote for up to four coaches per day. The winning coach will be announced March 9, 2012.
- The winning coach’s designated charity will receive a \$100,000 donation from Infniti; all 48 coaches’ charities are guaranteed at least \$5,000 from Infniti.

**JACKSON A FINALIST FOR 2012 BOB COUSY AWARD**

- Junior PG **Pierre Jackson** is one of 20 finalists for the 2012 Bob Cousy Collegiate Point Guard of the Year award. The annual honor, named for Hall of Famer and former Boston Celtic Bob Cousy, recognizes the top point guard in college basketball.
- Jackson, who was the 2011 NJCAA Division I Player of the Year after leading the College of Southern Idaho to a national title, is one of only two Big 12 point guards among the 20 finalists, joining Missouri’s Phil Pressey.
- The current listing of 20 finalists for the 2012 Bob Cousy Award will be narrowed down to 10 players in early February and then down to five players by early March. The final five players in contention for the award will be presented to Mr. Cousy and the Hall of Fame’s selection committee. This Hall of Fame committee is made up of top college basketball personnel including media members, head coaches, Sports Information Directors and Hall of Famers. The winner of the 2012 Bob Cousy Award will be awarded at the Hall of Fame.

**MISCELLANEOUS STATISTICS**

Current Streak	Won 1
Current Home Streak	Lost 1
Current Road/Neutral Streak	Won 1
Last Win	Jan. 24, 2012, at Oklahoma (77-65)
Last Road Win	Jan. 24, 2012, at Oklahoma (77-65)
Last Loss	Jan. 21, 2012, vs. 5/5 Missouri (88-89)
Last Road Loss	Jan. 16, 2012, at 7/7 Kansas (74-92)

**BAYLOR RECORD BY STARTING LINEUP**

Walton (g), Heslip (g), Miller (f), Acy (f), Jones III (f)	11-1
Walton (g), Heslip (g), Jones (f), Miller (f), Acy (f)	4-0
Walton (g), Heslip (g), Jones (f), Jefferson (f), Acy (f)	1-0
Walton (g), Heslip (g), Jones (f), Acy (f), Jones III (f)	1-0
Jackson (g), Heslip (g), Jones (f), Acy (f), Jones III (f)	1-1

	2011-12		DREW Era
	All	B12	
Leading or tied at halftime	16-0	4-0	118-24
Trailing at halftime	2-2	1-2	27-94
Shoot 50 percent or higher	9-1	3-1	78-8
Shoot lower than 50 percent	9-1	2-1	67-110
Shoot higher pct than opponent	16-1	5-1	132-15
Shoot lower percentage than opp	2-1	0-1	13-101
Opp. shoot lower than 50 percent	17-0	4-0	138-57
Opp. shoot 50 percent or higher	1-2	1-2	7-61
Score fewer than 60 points	1-0	–	5-29
Score 60-plus points	17-2	5-2	140-89
Score 70-plus points	16-2	4-2	116-38
Score 80-plus points	6-1	1-1	63-7
Score 90-plus points	4-0	1-0	34-2
Score 100-plus points	1-0	1-0	10-0
Opp. score fewer than 50 points	2-0	–	12-1
Opp. score fewer than 60 points	10-0	1-0	54-3
Opp. score fewer than 70 points	15-0	4-0	102-25
Opp. score fewer than 80 points	16-0	5-0	134-16
Opp. score 80-plus points	2-2	0-2	11-42
Opp. score 90-plus points	0-1	0-1	2-13
More rebounds than opponent	14-0	4-0	103-28
Equal/fewer rebounds than opp.	4-2	1-2	42-90
40+ rebounds	7-0	2-0	52-11
Fewer than 40 rebounds	11-2	3-2	93-107
Fewer turnovers than opp.	9-1	2-1	76-40
Equal/more turnovers than opp.	9-1	3-1	69-78
Games decided by 5 or fewer pts	4-1	1-1	29-27
OT games	1-0	–	10-2
TV games	13-2	5-2	90-96
Games vs. ranked opponents	2-2	1-2	11-48
Games following a loss	1-1	1-1	47-62
Games following a win	16-1	3-1	87-54
More points in paint than opp.	14-1	5-1	103-36
Equal/fewer pts in paint than opp.	4-1	0-1	42-82
More points off TO than opp.	14-1	4-1	90-40
Equal/fewer pts off TO than opp.	4-1	1-1	55-78
More bench points than opp.	16-1	5-1	84-50
Equal/fewer bench points than opp.	2-1	0-1	61-68
More 2nd-chance points than opp.	9-0	2-0	79-43
Equal/fewer 2nd-ch. pts than opp.	9-2	3-2	66-75
Playing in November	6-0	–	36-6
Playing in December	7-0	–	38-12
Playing in January	5-2	5-2	32-39
Playing in February	–	–	21-41
Playing in March	–	–	18-19
Playing in April	–	–	0-1

**SPECIALTY STATISTICS**

[POT - Points off turnovers; PP - Points in the paint; 2nd - Second chance points; FAST - Fast break points; BP - Points off the bench]

	[Baylor-Opponent]				
Opponent	PP	POT	2nd	FAST	BP
Texas Southern	34-24	27-10	10-9	2-4	25-23
Jackson State	28-16	27-11	24-13	6-0	36-15
San Diego State	26-16	17-7	11-5	2-0	14-15
S.C. State	36-14	8-28	9-14	2-0	26-8
UT Arlington	30-26	23-24	21-10	2-4	28-23
Prairie View A&M	46-14	23-5	4-10	0-0	39-19
at Northwestern	46-12	23-11	3-9	14-0	25-8
Bethune-Cookman	42-16	27-10	11-8	8-0	32-10
at BYU	24-41	26-20	12-24	2-11	19-27
Paul Quinn	58-26	16-15	18-6	12-8	47-9
Saint Mary's	28-32	16-19	9-14	2-6	16-14
West Virginia	30-40	18-11	12-25	8-2	31-12
Mississippi State	24-30	7-18	6-10	2-10	16-8
Texas A&M	26-18	12-18	8-9	2-0	13-2
at Texas Tech	26-14	15-13	13-4	4-2	25-18
at Kansas State	36-32	30-26	8-12	18-7	15-13
Oklahoma State	36-24	20-19	21-7	2-4	42-23
at Kansas	34-48	14-15	8-17	5-6	16-5
Missouri	52-46	22-20	11-18	2-0	3-10
at Oklahoma	30-24	13-12	13-13	7-4	14-4
<b>BAYLOR TOTAL</b>	<b>692</b>	<b>404</b>	<b>237</b>	<b>102</b>	<b>482</b>
Baylor Average	34.6	20.2	11.9	5.1	24.1
<b>OPP TOTAL</b>	<b>513</b>	<b>294</b>	<b>232</b>	<b>68</b>	<b>266</b>
Opp Average	25.7	14.7	11.6	3.4	13.3

**CLUTCH FREE THROWS**

[Final 3 Minutes - Regulation & OT]

Player	FT-FTA	Pct.
Brady Heslip	6-6	1.000
Pierre Jackson	11-12	.917
Quincy Acy	9-12	.750
Perry Jones III	3-4	.750
Quincy Miller	5-7	.714
Deuce Bello	2-4	.500
Cory Jefferson	1-2	.500
Anthony Jones	1-3	.333
A.J. Walton	0-1	.000
<b>TEAM TOTAL</b>	<b>38-51</b>	<b>.745</b>

**21-FOR-22 GRADUATES IN DREW ERA**

- 21 current of former players have graduated from Baylor in the **Scott Drew Era**: **Matt Sayman** (2004); **Robbie McKenzie** (2004); **Ryan Pryor** (2005); **Tommy Swanson** (2006); **Kevis Shipman** (2006); **Tim Bush** (2007); **Patrick Fields** (2007); **Richard Hurd** (2008); **Mark Shepherd** (2008); **Mamadou Diene** (2008); **Kevin Rogers** (2009); **Curtis Jerrells** (2009); **Henry Dugat** (2009); **David Wesley** (2009); **Delbert Simpson** (2009); **Tweety Carter** (2010); **Josh Lomers** (2010); **Aaron Bruce** (2010), **Fred Ellis** (2010), **Terry Black** (2011) and **Ekpe Udoh** (2011).

**ANOTHER FORMIDABLE FRONT LINE**

- For the third consecutive season, Baylor owns one of the nation's tallest, longest and athletic starting front lines.
- Baylor's frontline fivesome of senior F **Anthony Jones** (6-foot-10, wingspan: 7 feet, 2 inches), senior F **Quincy Acy** (6-foot-7, wingspan: 7 feet, 3 inches), sophomore F **Perry Jones III** (6-foot-11, wingspan: 7 feet, 2 inches), redshirt sophomore F **Cory Jefferson** (6-foot-9, wingspan: 7 feet) and freshman F **Quincy Miller** (6-foot-9, wingspan: 7 feet, 4 inches) has a combined wingspan of 35 feet, 11 inches (width of NCAA playing court is 50 feet).
- In 2009-10, Baylor's front line of C **Josh Lomers**, F **Ekpe Udoh** and F **Anthony Jones** combined to give the Bears the second-tallest team in the nation behind Kentucky.

**BAYLOR HAULS IN TOP-10 SIGNING CLASS OF 2012**

- Three Texas prep standouts — Arlington's **Isaiah Austin**, Houston's **Lynden "L.J." Rose** and Fort Worth's **Chad Rykhoek** — signed National Letters of Intent for 2012-13. Baylor's 2012 signing class is ranked No. 10 nationally by *Scout.com*, No. 11 by *CBSSports.com* and No. 12 by both ESPN and *Rivals.com*.
- Headlining the top-10 recruiting class is Austin, a consensus top-5 and five-star recruit from Grace Preparatory Academy. He is ranked the No. 3 overall prospect in the Class of 2012 by ESPNU and *247Sports.com*, No. 4 by *MaxPreps.com* and No. 5 by both *Rivals.com* and *Scout.com*.
- Rose, named to the 2010 USA Youth Olympic Games team, participated in the USA Men's Developmental National Team's training in 2010 and was also named to the 2009 USA Basketball Men's U16 National Team. The third and final piece to Baylor's top-10 recruiting class of 2012 is Rykhoek (pronounced RY-cook), who is a 6-foot-11, 220-pound power forward out of Fort Worth (Texas) Christian.

**PROFESSIONAL BASKETBALL**

- In the **Scott Drew** era, 16 former players have gone on to play professional basketball.
- Nine players are either currently playing professionally or on a professional roster — **Ekpe Udoh** (NBA), **Curtis Jerrells** (Turkey), **Tweety Carter** (Israel), **Henry Dugat** (Mexico) **LaceDarius Dunn** (Israel), **Terrance Thomas** (D-League), **Patrick Fields** (Finland), **R.T. Guinn** (Ukraine) and **Aaron Bruce** (Australia).
- Other former players to have gone on to play professionally include **Jari Vanttaja** (Finland), **Matt Sayman** (Iceland), **Josh Lomers** (D-League), **Tim Bush** (D-League), **Kevin Rogers** (Greece), **Harvey Thomas** (D-League) and **Tommy Swanson** (England, France, Japan).

**A TRADITION OF EXCELLENCE ON THE FIELD**

- In the Big 12's 15-year history, Baylor has won a combined 42 regular-season and tournament conference championships in eight sports; 13 more than it won in 81 years of Southwest Conference membership. Baylor's 42 all-time Big 12 titles ranks fifth overall (and No. 4 among the current 10-school league line-up behind Texas, Texas A&M and Oklahoma).
- Over the last eight academic years (2003-04 thru 2010-11), Baylor has won a combined 33 Big 12 regular-season and tournament championships in six sports, which ranks third behind Texas (58) and Texas A&M (39) in that period, and ahead of Nebraska (29) and Oklahoma (28).
- In that same span, Baylor has won two NCAA team championships (2004 men's tennis and 2005 women's basketball) and 13 NCAA individual titles, while registering seven of its 10 highest finishes in the Learfield Directors' Cup all-sports standings.
- Seventeen of Baylor's 19 sports' teams have made at least one postseason appearance over the last eight years with men's basketball reaching the 2009-10 Elite 8; women's basketball advancing to a pair of Final Fours (2004-05 national champions and 2009-10), baseball making the 2005 College World Series, softball advancing to the 2007 and 2011 (fourth-place) Women's College World Series, men's tennis advancing to nine consecutive Elite 8's (including the 2004 NCAA team championship, which started a run of four straight Final Four appearances) and women's tennis's five Elite 8's which includes a pair of Final Four appearances in 2008 and 2011.
- Prominent Baylor athletes include 2011 Heisman Trophy winner **Robert Griffin III**; Olympic gold medalists **Michael Johnson** and **Jeremy Wariner**; **Mike Singletary**, NFL Hall of Famer; **Ted Lyons**, MLB Hall of Famer; 2007 NBA Finals participants **David Wesley** and **Melvin Hunt**; 2007 NFL Super Bowl XLI participants **Fred Miller** and **Justin Snow**; Current MLB players include **David Murphy** and **Kelly Shoppach**.

**A TRADITION OF EXCELLENCE OFF THE FIELD**

- The combined GPA of all 400+ Baylor student-athletes during the fall 2011 semester was a 3.16, a school-record for any term and the seventh consecutive semester their cumulative GPA topped the 3.0 mark. All-told, Baylor had a program-record 130 student-athletes on the fall 2011 Dean's List, which is awarded to Baylor students with a 3.7 GPA, enrolled in at least 12 hours and make no grade lower than a C. In addition, 24 student-athletes earned their Baylor degrees during December 2011 ceremonies, 23 of whom earned bachelor's degrees.
- Fifteen of Baylor's 19 varsity teams registered a fall 2011 term cumulative grade-point average of at least a 3.00, led by women's soccer's all-time semester best 3.56 mark.

**BAYLOR BASKETBALL ON THE RADIO**

- Baylor basketball is aired live via the Baylor-IMG College Radio Network on ESPN Central Texas and flagship station 1660AM ESPN Radio (KRZI) in Waco and worldwide on Sirius XM Radio. All games are broadcast by the "Voice of the Bears" **John Morris** and former Baylor basketball standout **Pat Nunley**. Morris is in his 25th year doing Baylor broadcasts, while Nunley is in his 30th season as color analyst.



**ACY NOTEBOOK**  
**ALL-BIG 12 CANDIDATE**

**LAST TIME OUT – JAN. 24 at OKLAHOMA**

- 13 points, 4 rebounds and 3 blocks in 32 minutes

**TRENDS**

- Career vs. Texas (8 games / 1 start): 7.9 points, 3.8 rebounds, 1.4 blocks, 64.3 FG% (27-42) in 22.3 minutes
- Career Baylor rankings: 2nd in FG% (60.8), 2nd in blocked shots (155), t9th in rebounding (681), 17th in scoring (1,159)
- National rankings (thru games Jan. 22): 31st in blocked shots
- Big 12 rankings (overall): 2nd in blocked shots (2.40), 6th in rebounding (6.8), 14th in FT% (76.2), 17th in scoring (12.7)
- Big 12 rankings (Big 12 only): 2nd in blocked shots (2.29), 5th in FT% (85.7), t14th in rebounding (5.1), 17th in scoring (13.1)
- 51 percent of career FGs are dunks (219 of 432)
- 438 of his 1,159 career points have come on dunks
- 62 career double-figure scoring games, 13 career double-figure rebounding games, 40 career games with 2+ blocks

**4 – QUINCY ACY**

F • 6-7 • 235 • SR. • 3L  
MESQUITE, TEXAS (HORN HS)



Click / scan to view Quincy Acy's complete bio at [BaylorBears.com](http://BaylorBears.com)

**SEASON HIGHS**

**Points:** 24 – vs. Paul Quinn, 12/19/11  
**FG:** 10 – vs. Paul Quinn, 12/19/11  
**FGA:** 13 – vs. Missouri, 1/21/12  
**FT:** 8 – vs. Oklahoma State, 1/14/12  
**FTA:** 8, multiple times  
**Rebounds:** 11, twice – last vs. Prairie View A&M, 11/29/11  
**Assists:** 2, multiple times  
**Steals:** 2, multiple times  
**Blocks:** 6, twice – last at Northwestern, 12/4/11  
**Turnovers:** 3 – vs. UT Arlington, 11/23/11  
**Minutes Played:** 41 – vs. West Virginia, 12/23/11

**CAREER HIGHS**

**Points:** 25 – vs. La Salle, 11/16/10  
**FG:** 12 – vs. Texas, 3/6/10  
**FGA:** 16, twice – last vs. Florida State, 12/25/10  
**FT:** 8, twice – last vs. Oklahoma State  
**FTA:** 13 – vs. Nebraska, 2/9/11  
**Rebounds:** 15 – vs. Oklahoma, 3/9/11  
**Assists:** 3 – vs. Sam Houston State, 3/18/10  
**Steals:** 5 – Paul Quinn, 11/15/08  
**Blocks:** 6, twice – last at Northwestern, 12/4/11  
**Turnovers:** 5 – vs. Morgan State, 1/4/11  
**Minutes Played:** 41 – vs. West Virginia, 12/23/11

**MISCELLANEOUS**

	GAMES	BU W-L
Double-Figure Points:	62	48-14
20+ Point Games:	6	5-1
Double-Figure Rebounds:	13	10-3
2+ Blocks:	40	30-10
Double-Doubles:	12	10-2

**2011-2012 GAME-BY-GAME**

OPPONENT	DATE	GS	MIN	FG	3FG	FT	OR-DR	TR	PF	A	T	B	S	PTS
TEXAS SOUTHERN	11/11	*	26	3-4	0-0	5-7	3-4	7	3	1	1	2	1	11
JACKSON STATE	11/13	*	25	4-5	0-0	6-8	1-1	2	2	0	0	2	2	14
SAN DIEGO STATE	11/15	*	34	3-5	0-0	7-8	3-6	9	1	2	1	2	1	13
S.C. STATE	11/22	*	32	3-7	0-0	3-4	2-6	8	3	0	2	3	1	9
UTA	11/23	*	29	4-7	0-0	2-4	3-8	11	2	1	3	6	0	10
PRAIRIE VIEW A&M	11/29	*	28	3-6	0-0	7-8	1-10	11	3	1	2	1	2	13
at Northwestern	12/4	*	29	8-10	0-0	0-2	1-5	6	2	0	1	6	0	16
BETHUNE-COOKMAN	12/14	*	22	4-8	0-0	2-6	3-4	7	4	0	3	4	0	10
at BYU	12/17	*	27	3-7	0-0	2-4	0-4	4	2	0	1	0	1	8
PAUL QUINN	12/19	*	22	10-12	0-0	4-4	3-3	6	1	1	0	3	1	24
vs. Saint Mary's	12/22	*	26	2-4	1-1	7-8	3-7	10	4	1	2	0	2	12
vs. West Virginia	12/23	*	41	5-10	0-1	5-5	4-4	8	3	0	2	0	1	15
vs. Mississippi State	12/28	*	33	2-7	0-0	3-5	4-4	8	0	0	2	3	1	7
TEXAS A&M	1/2	*	32	3-7	1-1	6-6	2-4	6	3	1	2	3	0	13
at Texas Tech	1/7	*	36	2-6	0-0	2-4	3-2	5	5	1	0	2	1	6
at Kansas State	1/10	*	24	6-6	0-0	1-2	2-1	3	4	0	3	1	2	13
OKLAHOMA STATE	1/14	*	22	3-9	1-1	8-8	2-4	6	1	2	5	2	0	15
at Kansas	1/16	*	27	7-10	0-1	0-0	2-3	5	4	1	1	3	2	14
MISSOURI	1/21	*	31	8-13	0-0	2-2	3-6	9	4	1	2	2	2	18
at Oklahoma	1/24	*	32	4-6	0-0	5-6	2-2	4	4	2	0	3	1	13

**CAREER STATISTICS**

YEAR	GP-GS	MIN-AVG	FG-A	PCT	3FG-A	PCT	FT-A	PCT	OFF-DEF-TOT	AVG	PF-D	A	TO	B	S	TP	AVG
2008-09	34-10	558-16.4	72-110	.655	0-0	.000	41-72	.569	49-75-124	3.6	75-2	9	33	34	21	185	5.4
2009-10	36-0	840-23.3	136-195	.697	0-0	.000	63-88	.716	65-120-185	5.1	84-1	11	45	28	17	335	9.3
2010-11	31-18	960-31.0	137-256	.535	0-2	.000	111-162	.685	87-150-237	7.6	79-3	28	65	45	29	385	12.4
2011-12	20-20	578-28.9	87-149	.584	3-5	.600	77-101	.762	47-88-135	6.8	55-1	15	33	48	21	254	12.7
<b>CAREER</b>	<b>121-48</b>	<b>2936-24.3</b>	<b>432-710</b>	<b>.608</b>	<b>3-7</b>	<b>.429</b>	<b>292-423</b>	<b>.690</b>	<b>248-433-681</b>	<b>5.6</b>	<b>293-7</b>	<b>63</b>	<b>176</b>	<b>155</b>	<b>88</b>	<b>1159</b>	<b>9.6</b>

**CAREER STATISTICS**

YEAR	GP-GS	MIN-AVG	FG-A	PCT	3FG-A	PCT	FT-A	PCT	OFF-DEF-TOT	AVG	PF-D	A	TO	B	S	TP	AVG
2008-09	16-10	304-19.0	34-57	.596	0-0	.000	26-38	.684	27-30-57	3.6	35-0	4	15	13	5	94	5.9
2009-10	16-0	398-24.9	66-90	.733	0-0	.000	36-46	.783	32-58-90	5.6	40-0	5	23	12	8	168	10.5
2010-11	16-4	484-30.3	62-118	.525	0-1	.000	43-68	.632	38-71-109	6.8	48-3	16	35	26	16	167	10.4
2011-12	7-7	204-29.1	33-57	.579	2-3	.667	24-28	.857	16-22-38	5.4	25-1	8	13	16	8	92	13.1
<b>CAREER</b>	<b>55-21</b>	<b>1390-25.3</b>	<b>195-322</b>	<b>.606</b>	<b>2-4</b>	<b>.500</b>	<b>129-180</b>	<b>.717</b>	<b>113-181-294</b>	<b>5.3</b>	<b>148-4</b>	<b>33</b>	<b>86</b>	<b>67</b>	<b>37</b>	<b>521</b>	<b>9.5</b>



## 14 – DEUCE BELLO

G • 6-4 • 185 • FR. • HS  
GREENSBORO, N.C. (WESTCHESTER COUNTRY DAY)



Click / scan to view Deuce Bello's complete bio at [BaylorBears.com](http://BaylorBears.com)

### SEASON / CAREER HIGHS

**Points:** 10 – vs. Prairie View A&M, 11/29/11  
**FG:** 4, twice – last vs. Bethune-Cookman, 12/14/11  
**FGA:** 8 – vs. South Carolina State, 11/22/11  
**3FG:** 1 – vs. Jackson State, 11/13/11  
**3FGA:** 2 – vs. South Carolina State, 11/22/11  
**FT:** 3 – vs. Jackson State, 11/13/11  
**FTA:** 5 – vs. Texas Southern, 11/11/11  
**Rebounds:** 7 – vs. Jackson State, 11/13/11  
**Assists:** 2 – vs. Oklahoma State, 1/14/12  
**Steals:** 2, twice – last vs. Prairie View A&M, 11/29/11  
**Blocks:** 2 – vs. Texas Southern, 11/11/11  
**Turnovers:** 4 – vs. UT Arlington, 11/23/11  
**Minutes Played:** 19, twice – last vs. Paul Quinn, 12/19/11

### MISCELLANEOUS

	GAMES	BU	W-L
Double-Figure Points:	1	1	0
Double-Figure Rebounds:	–	–	–
5+ Assists:	–	–	–
Double-Doubles:	–	–	–

## BELLO NOTEBOOK

### BIG 12 COMMISSIONER'S HONOR ROLL FALL 2011

#### LAST TIME OUT – JAN. 24 at OKLAHOMA

- DNP (coach's decision)

#### TRENDS

- Windmill dunk vs. Bethune-Cookman was No. 2 on *SportsCenter's* Top 10 plays (Dec. 14)
- 13 of 22 FGM have been dunks (59 percent)

#### OTHER NOTES

- One of his dunks vs. Prairie View A&M was No. 2 on *SportsCenter's* Top 10 on Nov. 29
- Scored career-high 10 points – including 4 dunks – in Nov. 29 win vs. Prairie View A&M
- Comprised Baylor's consensus top-20 recruiting class of 2011 with Westchester Country Day School teammate Quincy Miller
- Overall national recruiting rankings – No. 52 (*Scout.com*), No. 53 (*Rivals.com*), No. 53 (ESPN), No. 86 (*MaxPreps.com*)
- Rated one of the world's best dunkers – at any level (high school, college, pro)

### 2011-2012 GAME-BY-GAME

OPPONENT	DATE	GS	MIN	FG	3FG	FT	OR-DR	TR	PF	A	T	B	S	PTS
TEXAS SOUTHERN	11/11		15	3-7	0-1	1-5	0-1	1	2	1	3	2	2	7
JACKSON STATE	11/13		19	2-3	1-1	3-4	3-4	7	3	0	3	1	0	8
SAN DIEGO STATE	11/15		8	2-3	1-1	0-0	0-1	1	2	1	0	0	0	5
S.C. STATE	11/22		15	2-8	0-2	2-4	1-3	4	0	1	0	0	1	6
UTA	11/23		9	0-3	0-2	0-0	0-2	2	2	0	4	0	1	0
PRAIRIE VIEW A&M	11/29		17	4-5	0-1	2-3	1-3	4	2	1	1	0	2	10
at Northwestern	12/4		9	0-0	0-0	1-2	1-1	2	1	0	0	0	1	1
BETHUNE-COOKMAN	12/14		17	4-5	0-0	1-2	0-3	3	0	0	1	0	0	9
at BYU	12/17		6	0-1	0-1	0-0	0-0	0	1	0	1	1	0	0
PAUL QUINN	12/19		19	3-7	0-1	2-4	3-3	6	3	1	1	1	1	8
vs. Saint Mary's	12/22		3	0-1	0-0	0-0	0-0	0	0	0	1	0	0	3
vs. West Virginia	12/23													–DNP – (COACH'S DECISION)
vs. Mississippi State	12/28													–DNP – (COACH'S DECISION)
TEXAS A&M	1/2													–DNP – (COACH'S DECISION)
at Texas Tech	1/7													–DNP – (COACH'S DECISION)
at Kansas State	1/10		5	1-1	0-0	1-2	1-1	2	2	0	0	0	0	3
OKLAHOMA STATE	1/14		14	1-1	0-0	2-2	0-1	1	4	2	0	0	0	4
at Kansas	1/16		8	0-1	0-0	0-0	1-2	3	1	0	1	0	0	0
MISSOURI	1/21		2	0-0	0-0	0-0	0-0	0	1	0	0	0	1	0
at Oklahoma	1/24													–DNP – (COACH'S DECISION)

### CAREER STATISTICS

YEAR	GP-GS	MIN-AVG	FG-A	PCT	3FG-A	PCT	FT-A	PCT	OFF-DEF-TOT	AVG	PF-D	A	TO	B	S	TP	AVG
2011-12	15-0	166-11.1	22-46	.478	2-10	.200	15-28	.536	11-25-36	2.4	24-0	7	16	5	9	61	4.1
CAREER	15-0	166-11.1	22-46	.478	2-10	.200	15-28	.536	11-25-36	2.4	24-0	7	16	5	9	61	4.1

### CAREER STATISTICS

YEAR	GP-GS	MIN-AVG	FG-A	PCT	3FG-A	PCT	FT-A	PCT	OFF-DEF-TOT	AVG	PF-D	A	TO	B	S	TP	AVG
2011-12	4-0	29-7.3	2-3	.667	0-0	.000	3-4	.750	2-4-6	1.5	8-0	2	1	0	1	7	1.8
CAREER	4-0	29-7.3	2-3	.667	0-0	.000	3-4	.750	2-4-6	1.5	8-0	2	1	0	1	7	1.8



**ELLIS NOTEBOOK**

**BIG 12 COMMISSIONER'S HONOR ROLL FALL 2011**

**LAST TIME OUT – JAN. 24 at OKLAHOMA**

- DNP, coach's decision (DNP in 10 of last 12 games)

**OTHER NOTES**

- Career vs. Texas (6 games): 2.5 points, 1.5 rebounds in 7.3 minutes
- Scored season-high 7 points and grabbed 5 rebounds in 16 minutes in Nov. 13 win vs. Jackson State
- Moved into larger reserve role as junior, playing in 31 games, making three starts and averaging a career-best 16.0 minutes
- Averaged 3.6 points on 40.6 percent shooting and 2.3 rebounds in 2010-11
- Traveled to Kenya in May 2010 with Baylor Sports Ministry Team as part of mission trip
- Graduated December 2010 from Baylor with degree in speech communications, first member of family to graduate from college
- Currently attending graduate school

**3 – FRED ELLIS**

F • 6-6 • 220 • SR. • 3L  
SACRAMENTO, CALIF. (SACRAMENTO HS)



Click / scan to view Fred Ellis's complete bio at [BaylorBears.com](http://BaylorBears.com)

**SEASON HIGHS**

**Points:** 7 – vs. Jackson State, 11/13/11  
**FG:** 1, twice – last vs. South Carolina State, 11/22/11  
**FGA:** 4, twice – last vs. Prairie View A&M, 11/29/11  
**3FG:** 1 – vs. Jackson State, 11/13/11  
**3FGA:** 3 – vs. Jackson State, 11/13/11  
**FT:** 4 – vs. Jackson State, 11/13/11  
**FTA:** 4 – vs. Jackson State, 11/13/11  
**Rebounds:** 5 – vs. Jackson State, 11/13/11  
**Assists:** 5 – vs. Prairie View A&M, 11/29/11  
**Steals:** 2 – vs. Prairie View A&M, 11/29/11  
**Blocks:** 1, twice – last vs. Prairie View A&M, 11/29/11  
**Turnovers:** 2, twice – last vs. San Diego State, 11/15/11  
**Minutes Played:** 17 – vs. Prairie View A&M, 11/29/11

**CAREER HIGHS**

**Points:** 14 – vs. Grambling State, 11/12/10  
**FG:** 4, twice – last vs. Lipscomb, 11/22/10  
**FGA:** 8 – vs. Lipscomb, 11/22/10  
**3FG:** 2, twice – last vs. Arizona State, 12/2/10  
**3FGA:** 3 – three times  
**FT:** 5 – vs. Grambling State, 11/12/10  
**FTA:** 6, twice – last vs. Grambling State, 11/12/10  
**Rebounds:** 6, twice – last vs. Bethune-Cookman, 12/15/10  
**Assists:** 5 – vs. Prairie View A&M, 11/29/11  
**Steals:** 2 – four times  
**Blocks:** 2, twice – last vs. Texas Southern, 1/2/11  
**Turnovers:** 4 – vs. Jackson State, 11/18/10  
**Minutes Played:** 32 – vs. La Salle, 11/16/10

**MISCELLANEOUS**

	GAMES	BU W-L
Double-Figure Points:	2	2-0
Double-Figure Rebounds:	–	0-0
Led Team in Assists:	1	0-1

**2011-2012 GAME-BY-GAME**


OPPONENT	DATE	GS	MIN	FG	3FG	FT	OR-DR	TR	PF	A	T	B	S	PTS
TEXAS SOUTHERN	11/11		13	0-1	0-0	0-0	1-1	2	0	1	0	0	0	0
JACKSON STATE	11/13		16	1-4	1-3	4-4	0-5	5	3	2	2	1	0	7
SAN DIEGO STATE	11/15		4	0-0	0-0	0-0	0-0	0	1	0	2	0	1	0
S.C. STATE	11/22		12	1-1	0-0	2-2	1-1	2	2	0	1	0	0	4
UTA	11/23		5	0-1	0-0	2-2	0-0	0	1	0	1	0	0	2
PRAIRIE VIEW A&M	11/29		17	0-4	0-2	0-0	1-3	4	3	5	0	1	2	0
at Northwestern	12/4		6	0-0	0-0	0-0	0-1	1	1	0	1	0	0	0
BETHUNE-COOKMAN	12/14		12	1-3	1-2	0-0	0-1	1	1	2	4	0	1	3
at BYU	12/17													–DNP – (COACH'S DECISION)
PAUL QUINN	12/19		9	1-1	1-1	2-2	0-1	1	0	3	0	0	0	5
vs. Saint Mary's	12/22													–DNP – (COACH'S DECISION)
vs. West Virginia	12/23													–DNP – (COACH'S DECISION)
vs. Mississippi State	12/28													–DNP – (COACH'S DECISION)
TEXAS A&M	1/2													–DNP – (COACH'S DECISION)
at Texas Tech	1/7													–DNP – (COACH'S DECISION)
at Kansas State	1/10													–DNP – (COACH'S DECISION)
OKLAHOMA STATE	1/14		4	0-0	0-0	0-0	0-3	3	0	1	1	0	0	0
at Kansas	1/16													–DNP – (COACH'S DECISION)
MISSOURI	1/21													–DNP – (COACH'S DECISION)
at Oklahoma	1/24													–DNP – (COACH'S DECISION)

**CAREER STATISTICS**

YEAR	GP-GS	MIN-AVG	FG-A	PCT	3FG-A	PCT	FT-A	PCT	OFF-DEF-TOT	AVG	PF-D	A	TO	B	S	TP	AVG
2008-09	26-0	182-7.0	13-36	.361	2-10	.200	12-20	.600	16-27-43	1.7	33-0	6	14	8	7	40	1.5
2009-10	29-0	176-6.1	12-41	.293	6-18	.333	10-12	.833	15-30-45	1.6	25-0	5	9	0	6	40	1.4
2010-11	31-3	495-16.0	39-96	.406	8-31	.258	25-32	.781	23-48-71	2.3	51-1	27	33	6	13	111	3.6
2011-12	10-0	98-9.8	4-15	.267	3-8	.375	10-10	1.000	3-16-19	1.9	12-0	14	12	2	4	21	2.1
<b>CAREER</b>	<b>96-3</b>	<b>951-9.9</b>	<b>68-188</b>	<b>.362</b>	<b>19-67</b>	<b>.284</b>	<b>57-74</b>	<b>.770</b>	<b>57-121-178</b>	<b>1.9</b>	<b>121-1</b>	<b>52</b>	<b>68</b>	<b>16</b>	<b>30</b>	<b>212</b>	<b>2.2</b>

**CAREER STATISTICS**

YEAR	GP-GS	MIN-AVG	FG-A	PCT	3FG-A	PCT	FT-A	PCT	OFF-DEF-TOT	AVG	PF-D	A	TO	B	S	TP	AVG
2008-09	10-0	38-3.8	0-7	.000	0-0	.000	0-2	.000	9-5-14	1.4	14-0	0	5	1	1	0	0.0
2009-10	10-0	50-5.0	3-9	.333	2-4	.500	6-7	.857	6-4-10	1.0	8-0	2	1	0	2	14	1.4
2010-11	16-0	192-12.0	10-29	.345	1-7	.143	3-4	.750	5-18-23	1.4	22-1	10	9	2	3	24	1.5
2011-12	1-0	4-4.0	0-0	.000	0-0	.000	0-0	.000	0-3-3	3.0	0-0	1	1	0	0	0	0.0
<b>CAREER</b>	<b>37-0</b>	<b>284-7.7</b>	<b>13-45</b>	<b>.289</b>	<b>3-11</b>	<b>.273</b>	<b>9-13</b>	<b>.692</b>	<b>20-30-50</b>	<b>1.4</b>	<b>44-1</b>	<b>13</b>	<b>16</b>	<b>3</b>	<b>6</b>	<b>38</b>	<b>1.0</b>



**0 – GARY FRANKLIN**

**G • 6-2 • 195 • SO. • TR**  
**SANTA ANA, CALIF. (CAL)**



Click / scan to view Gary Franklin's complete bio at *BaylorBears.com*

**SEASON HIGHS**

**Points:** 8 – vs. West Virginia, 12/23/11  
**FG:** 3 – vs. West Virginia, 12/23/11  
**FGA:** 7 – vs. West Virginia, 12/23/11  
**3FG:** 2, multiple times  
**3FGA:** 6 – vs. West Virginia, 12/23/11  
**FT:** –  
**FTA:** –  
**Rebounds:** 3 – at Texas Tech, 1/7/12  
**Assists:** 2, multiple times  
**Steals:** 1, twice – last at Kansas, 1/16/12  
**Blocks:** –  
**Turnovers:** 2 – vs. Oklahoma State, 1/14/12  
**Minutes Played:** 22 – vs. West Virginia, 12/23/11

**CAREER HIGHS**

**Points:** 16 – vs. New Mexico, 11/20  
**FG:** 6 – vs. New Mexico, 11/20  
**FGA:** 14 – multiple times  
**3FG:** 4 – multiple times  
**3FGA:** 12 – vs. Notre Dame, 11/26/10  
**FT:** 2 – multiple times  
**FTA:** 4 – multiple times  
**Rebounds:** 3, twice – last at Texas Tech, 1/7/12  
**Assists:** 4 – three times  
**Steals:** 3 – at Iowa State, 12/4/10  
**Blocks:** 1 – vs. Boston College, 11/28/10  
**Turnovers:** 4 – twice  
**Minutes Played:** 28 – vs. Notre Dame, 11/26/10

**MISCELLANEOUS**

	GAMES	BU W-L
Double-Figure Points:	–	–
5+ Rebounds:	–	–
5+ Assists:	–	–
Led team in Assists:	–	–
Double-Doubles:	–	–

**FRANKLIN NOTEBOOK**

**BIG 12 COMMISSIONER'S HONOR ROLL FALL 2011**

**LAST TIME OUT – JAN. 24 at OKLAHOMA**

- Scored 3 points in 9 minutes off the bench

**TRENDS**

- 12 of his 13 made FGs this season have been from 3-point range

**OTHER NOTES**

- Hit his first two FG attempts as a Baylor Bear – a pair of 3-pointers Dec. 17 at BYU
- Sat out fall 2011 semester to satisfy remainder of NCAA year-in-residence transfer rule (sat out spring 2011 semester)
- Transferred in January 2011 after playing 13 games as freshman at Cal
- Started 11 of Cal's first 13 games in 2010-11 at point guard, averaging 8.2 points in 25.7 minutes-per-game
- Scored career-high 16 points and added four assists Nov. 20, 2010, vs. New Mexico

**2011-2012 GAME-BY-GAME**

OPPONENT	DATE	GS	MIN	FG	3FG	FT	OR-DR	TR	PF	A	T	B	S	PTS
TEXAS SOUTHERN	11/11													
JACKSON STATE	11/13													
SAN DIEGO STATE	11/15													
S.C. STATE	11/22													
UTA	11/23													
PRAIRIE VIEW A&M	11/29													
at Northwestern	12/4													
BETHUNE-COOKMAN	12/14													
at BYU	12/17	12	2-4	2-4	0-0	0-2	2	2	2	2	0	0	0	6
PAUL QUINN	12/19	17	2-5	2-4	0-0	0-1	1	3	2	1	0	0	0	6
vs. Saint Mary's	12/22	9	0-0	0-0	0-0	0-0	0	1	0	0	0	0	0	0
vs. West Virginia	12/23	22	3-7	2-6	0-0	0-2	2	2	2	0	0	0	0	8
vs. Mississippi State	12/28	8	0-2	0-1	0-0	0-0	0	0	0	0	0	0	0	0
TEXAS A&M	1/2	6	0-2	0-2	0-0	0-1	1	1	0	1	0	1	0	0
at Texas Tech	1/7	13	2-5	2-4	0-0	2-1	3	0	1	1	0	0	0	6
at Kansas State	1/10	14	0-2	0-2	0-0	0-0	0	2	1	1	0	0	0	0
OKLAHOMA STATE	1/14	14	2-4	2-4	0-0	0-0	0	4	0	2	0	0	0	6
at Kansas	1/16	13	1-2	1-2	0-0	0-0	0	0	2	0	0	0	1	3
MISSOURI	1/21	11	0-1	0-1	0-0	0-0	0	4	2	1	0	0	0	0
at Oklahoma	1/24	9	1-1	1-1	0-0	1-0	1	0	0	0	0	0	0	3

**CAREER STATISTICS**

**ALL GAMES**

YEAR	GP-GS	MIN-AVG	FG-A	PCT	3FG-A	PCT	FT-A	PCT	OFF-DEF-TOT	AVG	PF-D	A	TO	B	S	TP	AVG
2010-11 (CAL)	13-11	334-25.7	35-118	.297	24-82	.293	12-27	.444	0-14-14	1.1	18-0	26	27	1	8	106	8.2
2011-12 (BU)	12-0	148-12.3	13-35	.371	12-31	.387	0-0	.000	3-7-10	0.8	19-0	12	7	0	2	38	3.2
<b>CAREER</b>	<b>25-11</b>	<b>482-19.3</b>	<b>48-153</b>	<b>.314</b>	<b>36-113</b>	<b>.319</b>	<b>12-27</b>	<b>.444</b>	<b>3-21-24</b>	<b>0.9</b>	<b>37-0</b>	<b>38</b>	<b>34</b>	<b>1</b>	<b>10</b>	<b>144</b>	<b>5.8</b>

**CAREER STATISTICS**

**BIG 12 GAMES**

YEAR	GP-GS	MIN-AVG	FG-A	PCT	3FG-A	PCT	FT-A	PCT	OFF-DEF-TOT	AVG	PF-D	A	TO	B	S	TP	AVG
2011-12	7-0	80-11.4	6-17	.353	6-16	.375	0-0	.000	3-2-5	0.7	11-0	6	6	0	2	18	2.6
<b>CAREER</b>	<b>7-0</b>	<b>80-11.4</b>	<b>6-17</b>	<b>.353</b>	<b>6-16</b>	<b>.375</b>	<b>0-0</b>	<b>.000</b>	<b>3-2-5</b>	<b>0.7</b>	<b>11-0</b>	<b>6</b>	<b>6</b>	<b>0</b>	<b>2</b>	<b>18</b>	<b>2.6</b>



## HESLIP NOTEBOOK

**ALL-BIG 12 CANDIDATE**  
**BIG 12 ROOKIE OF THE WEEK** DEC. 26  
**BIG 12 COMMISSIONER'S HONOR ROLL** FALL 2011

**LAST TIME OUT – JAN. 24 at OKLAHOMA**

- Had 8 points and 1 steal in 25 minutes

**TRENDS**

- National rankings (thru games Jan. 22), 8th in 3FG%, 30th in 3FG made
- Big 12 rankings (overall): 1st in 3FG made (2.75), 3rd in 3FG% (47.0)
- Big 12 rankings (Big 12 only): 4th in 3FG% (41.7), 6th in 3FG made (2.14)
- Is perfect 15-for-15 from FT line
- Has made at least 1 3FG in 19 of 20 games (had streak of 13 consecutive games with 3FG)
- 16 games with 2+ 3FG (6 with 4+ 3FG)
- 55 of his 65 FGM have been from 3-point range

## 5 – BRADY HESLIP

**G • 6-2 • 180 • SO. • TR**  
**BURLINGTON, ONTARIO (BOSTON COLLEGE)**



Click / scan to view **Brady Heslip's** complete bio at *BaylorBears.com*

## SEASON/CAREER HIGHS

**Points:** 19 – vs. West Virginia, 12/23/11  
**FG:** 7 – vs. West Virginia, 12/23/11  
**FGA:** 10, several times  
**3FG:** 6 – at BYU, 12/17/11  
**3FGA:** 10 – at BYU, 12/17/11  
**FT:** 3 – vs. Saint Mary's, 12/22/11  
**FTA:** 3 – vs. Saint Mary's, 12/22/11  
**Rebounds:** 7 – at Northwestern, 12/4/11  
**Assists:** 4, twice – last vs. Oklahoma State, 1/14/12  
**Steals:** 4 – at Kansas State, 1/10/12  
**Blocks:** –  
**Turnovers:** 2 – vs. San Diego State, 11/15/11  
**Minutes Played:** 37 – vs. West Virginia, 12/23/11

## MISCELLANEOUS

	GAMES	BU W-L
Double-Figure Points:	11	10-1
Double-Figure Rebounds:	–	–
5+ Assists:	–	–
Double-Doubles:	–	–

**OTHER NOTES**

- Scored career-high 19 points (5 3FGs) vs. West Virginia (Dec. 23), 18 points (career-high 6 3FGs) at BYU (Dec. 17)
- Transferred from Boston College in June 2010; Sat out 2010-11 season to satisfy NCAA transfer rules
- Trained with Canada's Development National Team in summer 2010 and Canada's Senior Men's National Team in summer 2011
- Father was All-Canadian player at the University of Guelph in 1980
- Uncle, **Jay Triano**, played for Canadian national team for 11 years and spent nearly three years as Toronto Raptors head coach

## 2011-2012 GAME-BY-GAME

OPPONENT	DATE	GS	MIN	FG	3FG	FT	OR-DR	TR	PF	A	T	B	S	PTS
TEXAS SOUTHERN	11/11	*	25	2-6	2-6	2-2	1-1	2	1	2	1	0	0	8
JACKSON STATE	11/13	*	23	2-6	2-6	2-2	0-0	0	2	3	1	0	1	8
SAN DIEGO STATE	11/15	*	27	5-10	4-8	2-2	0-4	4	2	0	2	0	1	16
S.C. STATE	11/22	*	26	3-6	3-5	0-0	0-0	0	2	1	0	0	0	9
UTA	11/23	*	28	4-9	4-7	0-0	0-3	3	2	0	0	0	0	12
PRAIRIE VIEW A&M	11/29	*	19	1-8	1-6	0-0	0-0	0	3	0	0	0	0	3
at Northwestern	12/4	*	26	4-10	3-9	0-0	1-6	7	2	0	2	0	0	11
BETHUNE-COOKMAN	12/14	*	20	1-4	1-3	0-0	0-0	0	2	1	0	0	0	3
at BYU	12/17	*	33	6-10	6-10	0-0	0-0	0	1	1	1	0	2	18
PAUL QUINN	12/19	*	17	4-6	4-6	0-0	0-2	2	0	3	2	0	1	12
vs. Saint Mary's	12/22	*	29	3-4	2-3	3-3	0-0	0	0	0	0	0	1	11
vs. West Virginia	12/23	*	37	7-10	5-7	0-0	0-0	0	0	1	0	0	2	19
vs. Mississippi State	12/28	*	26	4-7	3-5	0-0	0-0	0	2	0	1	0	0	11
TEXAS A&M	1/2	*	22	0-4	0-2	0-0	0-0	0	1	4	0	0	1	0
at Texas Tech	1/7	*	32	5-7	4-6	2-2	0-1	1	2	1	1	0	0	16
at Kansas State	1/10	*	33	4-10	3-8	2-2	1-1	2	2	2	1	0	4	13
OKLAHOMA STATE	1/14	*	21	3-9	3-7	0-0	3-2	5	0	4	0	0	2	9
at Kansas	1/16	*	26	1-3	1-3	0-0	0-0	0	1	2	0	0	0	3
MISSOURI	1/21	*	25	4-9	2-6	0-0	0-0	0	4	2	1	0	0	10
at Oklahoma	1/24	*	25	2-5	2-4	2-2	0-0	0	1	0	1	0	1	8

## CAREER STATISTICS

ALL GAMES

YEAR	GP-GS	MIN-AVG	FG-A	PCT	3FG-A	PCT	FT-A	PCT	OFF-DEF-TOT	AVG	PF-D	A	TO	B	S	TP	AVG
2011-12	20-20	520-26.0	65-143	.455	55-117	.470	15-15	1.000	6-20-26	1.3	27-0	27	14	0	16	200	10.0
CAREER	20-20	520-26.0	65-143	.455	55-117	.470	15-15	1.000	6-20-26	1.3	27-0	27	14	0	16	200	10.0

## CAREER STATISTICS

BIG 12 GAMES

YEAR	GP-GS	MIN-AVG	FG-A	PCT	3FG-A	PCT	FT-A	PCT	OFF-DEF-TOT	AVG	PF-D	A	TO	B	S	TP	AVG
2011-12	7-7	184-26.3	19-47	.404	15-36	.417	6-6	1.000	4-4-8	1.1	11-0	15	4	0	8	59	8.4
CAREER	7-7	184-26.3	19-47	.404	15-36	.417	6-6	1.000	4-4-8	1.1	11-0	15	4	0	8	59	8.4



## 55 — PIERRE JACKSON

G • 5-10 • 180 • JR. • TR  
LAS VEGAS, NEV. (COLLEGE OF SOUTHERN IDAHO)



Click / scan to view Pierre Jackson's complete bio at [BaylorBears.com](http://BaylorBears.com)

### SEASON/CAREER HIGHS

**Points:** 23 — vs. West Virginia, 12/23/11  
**FG:** 9 — vs. West Virginia, 12/23/11  
**FGA:** 16 — vs. West Virginia, 12/23/11  
**3FG:** 4 — vs. West Virginia, 12/23/11  
**3FGA:** 7, twice — vs. Mississippi State, 12/28/11  
**FT:** 8 — vs. UT Arlington, 11/23/11  
**FTA:** 10 — vs. UT Arlington, 11/23/11  
**Rebounds:** 6 — at Texas Tech, 1/7/12  
**Assists:** 15 — vs. Missouri, 1/21/12  
**Steals:** 5 — vs. Oklahoma State, 1/14/12  
**Turnovers:** 7 — vs. Texas A&M, 1/2/11  
**Minutes Played:** 38 — vs. West Virginia, 12/23/11

### MISCELLANEOUS

	GAMES	BU W-L
Double-Figure Points:	14	12-2
5+ Rebounds:	4	4-0
5+ Assists:	9	7-2
Led team in Assists:	13	11-2
Double-Doubles:	3	1-2

## JACKSON NOTEBOOK

**ALL-AMERICAN CANDIDATE**  
**2012 BOB COUSY AWARD FINALIST** (COLLEGIATE POINT GUARD OF THE YEAR)  
**BIG 12 ROOKIE OF THE WEEK** JAN. 16

### LAST TIME OUT — JAN. 24 at OKLAHOMA

- Had 16 points, 7 assists and 6 turnovers in 35 minutes

### TRENDS

- Averaging 15.7 points, 3.8 rebounds, 9.9 assists, 2.3 steals (49.2 FG%, 55.2 3FG%, 80.0 FT%) in 33.5 minutes in last 6 games
- National rankings (thru games Jan. 22): 22nd in assists, 61st in FT%, 62nd in steals
- Big 12 rankings (overall): 1st in assists (6.00), 1st in 3FG% (50.7), 2nd in steals (1.85), 6th in FT% (85.0), 7th in assist-turnover ratio (1.58), 10th in 3FG made (1.85), 15th in scoring (12.8)
- Big 12 rankings (Big 12 only): 1st in assists (9.00), 1st in steals (2.57), 1st in 3FG% (53.3), 3rd in assist-turnover ratio (2.03), 4th in 3FG made (2.29), 9th in FT% (83.3), 15th in scoring (14.0)
- Has at least 1 steal in 18 of 20 games

### OTHER NOTES

- Poured in 20 points and career-high 15 assists Jan. 21 vs. Missouri (third double-double / 15 assists 6th-most in school history)
- Scored career-high 23 points, including 3FG that forced OT, in 83-81 win Dec. 23 vs. West Virginia (Las Vegas Classic MVP)
- Led College of Southern Idaho to 2011 NJCAA Division I national title
- Named NJCAA Division I Player of the Year after averaging 18.6 points, 3.8 rebounds, 4.4 assists in 36 games
- Set NJCAA National Tournament record with 44 FT made during CSI's 2011 title run
- Led state of Nevada in assists during senior season at Desert Pines High School in Las Vegas

### 2011-2012 GAME-BY-GAME

OPPONENT	DATE	GS	MIN	FG	3FG	FT	OR-DR	TR	PF	A	T	B	S	PTS
TEXAS SOUTHERN	11/11		25	3-5	0-1	2-2	1-3	4	3	4	4	0	3	8
JACKSON STATE	11/13		24	2-6	2-3	2-2	1-2	3	1	3	1	0	3	8
SAN DIEGO STATE	11/15		25	2-7	1-3	2-2	0-4	4	4	9	4	0	2	7
S.C. STATE	11/22		16	4-7	2-5	1-2	0-2	2	1	2	4	0	1	11
UTA	11/23		20	3-6	2-2	8-10	1-0	1	2	2	3	0	1	16
PRAIRIE VIEW A&M	11/29		26	4-4	2-2	7-7	1-3	4	2	8	2	0	1	17
at Northwestern	12/4		24	7-8	1-2	1-1	1-0	1	3	3	3	0	1	16
BETHUNE-COOKMAN	12/14		23	4-6	2-2	2-2	0-0	0	1	4	1	0	1	12
at BYU	12/17		30	4-8	2-4	3-3	0-3	3	3	7	5	1	1	13
PAUL QUINN	12/19		21	3-5	1-1	0-0	1-4	5	1	4	5	0	1	7
vs. Saint Mary's	12/22		26	3-9	0-4	0-0	1-0	1	2	4	4	0	0	6
vs. West Virginia	12/23		38	9-16	4-7	1-2	1-4	5	2	4	5	0	3	23
vs. Mississippi State	12/28		28	5-13	2-7	2-3	0-3	3	0	3	4	0	1	14
TEXAS A&M	1/2		30	0-1	0-1	4-4	0-1	1	1	4	7	1	4	4
at Texas Tech	1/7		36	6-12	1-2	6-7	0-6	6	2	7	2	0	3	19
at Kansas State	1/10		33	4-11	2-4	0-0	2-3	5	4	11	3	0	2	10
OKLAHOMA STATE	1/14		29	6-12	5-9	1-2	0-3	3	1	8	4	0	5	18
at Kansas	1/16		33	3-9	2-5	3-4	0-2	2	3	11	3	0	3	11
MISSOURI	1/21	*	35	7-10	3-5	3-4	1-3	4	3	15	6	0	1	20
at Oklahoma	1/24	*	35	5-9	3-4	3-3	1-2	3	0	7	6	0	0	16

### CAREER STATISTICS

YEAR	GP-GS	MIN-AVG	FG-A	PCT	3FG-A	PCT	FT-A	PCT	OFF-DEF-TOT	AVG	PF-D	A	TO	B	S	TP	AVG
2011-12	20-2	557-27.9	84-164	.512	37-73	.507	51-60	.850	12-48-60	3.0	39-0	120	76	2	37	256	12.8
CAREER	20-2	557-27.9	84-164	.512	37-73	.507	51-60	.850	12-48-60	3.0	39-0	120	76	2	37	256	12.8

ALL GAMES

### CAREER STATISTICS

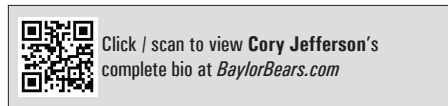
YEAR	GP-GS	MIN-AVG	FG-A	PCT	3FG-A	PCT	FT-A	PCT	OFF-DEF-TOT	AVG	PF-D	A	TO	B	S	TP	AVG
2011-12	7-2	231-33.0	31-64	.484	16-30	.533	20-24	.833	4-20-24	3.4	14-0	63	31	1	18	98	14.0
CAREER	7-2	231-33.0	31-64	.484	16-30	.533	20-24	.833	4-20-24	3.4	14-0	63	31	1	18	98	14.0

BIG 12 GAMES



## 34 – CORY JEFFERSON

F • 6-9 • 210 • RSO. • 1L  
KILLEEN, TEXAS (KILLEEN HS)



Click / scan to view Cory Jefferson's complete bio at [BaylorBears.com](#)

### SEASON HIGHS

**Points:** 13 – vs. Jackson State, 11/13/11  
**FG:** 5 – vs. UT Arlington, 11/23/11  
**FGA:** 10 – vs. UT Arlington, 11/23/11  
**3FG:** –  
**3FGA:** 1 – vs. UT Arlington, 11/23/11  
**FT:** 5 – vs. Jackson State, 11/13/11  
**FTA:** 7 – vs. Jackson State, 11/13/11  
**Rebounds:** 10 – vs. Texas Southern, 11/11/11  
**Assists:** 1 vs. San Diego State, 11/23/11  
**Steals:** 2 – at Northwestern, 12/4/11  
**Blocks:** 7 – vs. UT Arlington, 11/23/11  
**Turnovers:** 2, twice – last vs. San Diego State, 11/15/11  
**Minutes Played:** 25 – vs. UT Arlington, 11/23/11

### CAREER HIGHS

**Points:** 13 – vs. Jackson State, 11/13/11  
**FG:** 5 – vs. UT Arlington, 11/23/11  
**FGA:** 10 – vs. UT Arlington, 11/23/11  
**3FG:** –  
**3FGA:** 1, twice – last vs. UT Arlington, 11/23/11  
**FT:** 5 – vs. Jackson State, 11/13/11  
**FTA:** 7 – vs. Jackson State, 11/13/11  
**Rebounds:** 10 – vs. Texas Southern, 11/11/11  
**Assists:** 1 vs. San Diego State, 11/23/11  
**Steals:** 2 – at Northwestern, 12/4/11  
**Blocks:** 7 – vs. UT Arlington, 11/23/11  
**Turnovers:** 2, twice – last vs. San Diego State, 11/15/11  
**Minutes Played:** 25 – vs. UT Arlington, 11/23/11

### MISCELLANEOUS

	GAMES	BU W-L
Double-Figure Points:	4	4-0
Double-Figure Rebounds:	1	1-0
2+ Blocks:	10	10-0
Led Team in Blocks:	6	6-0
Double-Doubles:	1	1-0

## JEFFERSON NOTEBOOK

### LAST TIME OUT – JAN. 24 at OKLAHOMA

- Held scoreless with 1 rebound in 8 minutes off the bench

### TRENDS

- Career vs. Texas (2 games): scoreless in 1 minute
- Big 12 rankings (overall): 6th in blocked shots (1.55)
- Surpassed 2009-10 season totals (21 games) through the season's first five games
- Has 2+ blocks in 10 games

### OTHER NOTES

- One of 10 Division I student-athletes – along with teammate **A.J. Walton** – who played for Athletes In Action's 10-Day European Tour of Poland and Germany in June 2010 and Macedonia/Kosovo Tour in June 2011
- All-time leading shot blocker in Killeen HS history
- Redshirted in 2010-11 to retain eligibility, did not play in any games.

## 2011-2012 GAME-BY-GAME

OPPONENT	DATE	GS	MIN	FG	3FG	FT	OR-DR	TR	PF	A	T	B	S	PTS
TEXAS SOUTHERN	11/11		19	4-7	0-0	2-4	4-6	10	3	0	2	2	1	10
JACKSON STATE	11/13		20	4-5	0-0	5-7	4-5	9	3	0	1	3	0	13
SAN DIEGO STATE	11/15		20	0-3	0-0	2-2	1-4	5	2	1	2	2	0	2
S.C. STATE	11/22	*	12	0-2	0-0	0-0	0-3	3	3	0	0	1	1	0
UTA	11/23		25	5-10	0-1	0-0	2-5	7	2	0	1	7	0	10
PRAIRIE VIEW A&M	11/29		20	4-4	0-0	4-6	0-2	2	4	0	0	3	1	12
at Northwestern	12/4		12	3-4	0-0	2-3	1-1	2	2	0	0	2	2	8
BETHUNE-COOKMAN	12/14		19	1-3	0-0	0-0	1-6	7	2	0	0	2	1	2
at BYU	12/17		10	0-3	0-0	0-0	0-0	0	1	1	0	0	0	0
PAUL QUINN	12/19		15	4-5	0-0	1-2	1-6	7	2	0	0	3	1	9
vs. Saint Mary's	12/22		10	3-4	0-0	0-0	1-1	2	1	0	0	1	0	6
vs. West Virginia	12/23		5	0-0	0-0	0-0	0-0	0	1	0	0	0	0	0
vs. Mississippi State	12/28		7	0-1	0-0	1-2	2-0	2	1	0	2	0	1	1
TEXAS A&M	1/2		14	2-2	0-0	1-1	0-0	0	2	0	0	2	0	5
at Texas Tech	1/7		4	0-0	0-0	0-0	0-0	0	0	0	0	0	0	0
at Kansas State	1/10		10	1-1	0-0	0-1	0-0	0	1	0	1	1	0	2
OKLAHOMA STATE	1/14		13	4-5	0-0	0-1	0-4	4	3	0	0	2	0	8
at Kansas	1/16		4	1-2	0-0	0-0	0-2	2	1	0	1	0	0	2
MISSOURI	1/21		3	0-1	0-0	0-0	1-0	1	2	0	0	0	0	0
at Oklahoma	1/24		8	0-0	0-0	0-0	0-1	1	0	0	0	0	0	0

## CAREER STATISTICS

ALL GAMES

YEAR	GP-GS	MIN-AVG	FG-A	PCT	3FG-A	PCT	FT-A	PCT	OFF-DEF-TOT	AVG	PF-D	A	TO	B	S	TP	AVG
2009-10	21-0	97-4.6	9-23	.391	0-1	.000	9-13	.692	12-13-25	1.2	13-0	0	5	4	2	27	1.3
2010-11 – DID NOT PLAY (REDSHIRTED)																	
2011-12	20-1	250-12.5	36-62	.581	0-1	.000	18-29	.621	18-46-64	3.2	36-0	2	10	31	8	90	4.5
<b>CAREER</b>	<b>41-1</b>	<b>347-8.5</b>	<b>45-85</b>	<b>.529</b>	<b>0-2</b>	<b>.000</b>	<b>27-42</b>	<b>.643</b>	<b>30-59-89</b>	<b>2.2</b>	<b>49-0</b>	<b>2</b>	<b>15</b>	<b>35</b>	<b>10</b>	<b>117</b>	<b>2.9</b>

## CAREER STATISTICS

BIG 12 GAMES

YEAR	GP-GS	MIN-AVG	FG-A	PCT	3FG-A	PCT	FT-A	PCT	OFF-DEF-TOT	AVG	PF-D	A	TO	B	S	TP	AVG
2009-10	10-0	29-2.9	1-1	1.000	0-0	.000	3-4	.750	1-3-4	0.4	5-0	0	0	2	0	5	0.5
2010-11 – DID NOT PLAY (REDSHIRTED)																	
2011-12	7-0	56-8.0	8-11	.727	0-0	.000	1-3	.333	1-7-8	1.1	9-0	0	2	5	0	17	2.4
<b>CAREER</b>	<b>17-0</b>	<b>85-5.0</b>	<b>9-12</b>	<b>.750</b>	<b>0-0</b>	<b>.000</b>	<b>4-7</b>	<b>.571</b>	<b>2-10-12</b>	<b>0.7</b>	<b>14-0</b>	<b>0</b>	<b>2</b>	<b>7</b>	<b>0</b>	<b>22</b>	<b>1.3</b>



## 41 – ANTHONY JONES

F • 6-10 • 195 • SR. • 3L  
HOUSTON, TEXAS (YATES HS)



Click / scan to view Anthony Jones' complete bio at [BaylorBears.com](http://BaylorBears.com)

### SEASON HIGHS

**Points:** 21 – vs. South Carolina State, 11/22/11  
**FG:** 9 – vs. South Carolina State, 11/22/11  
**FGA:** 14 – vs. South Carolina State, 11/22/11  
**3FG:** 3 – vs. South Carolina State, 11/22/11  
**3FGA:** 5 – vs. Jackson State, 11/13/11  
**FT:** 2, twice – last vs. Jackson State, 11/13/11  
**FTA:** 3, twice – last vs. Jackson State, 11/13/11  
**Rebounds:** 12 – vs. Texas Southern, 11/11/11  
**Assists:** 1, three times  
**Steals:** 5 – vs. South Carolina State, 11/22/11  
**Blocks:** 2 – vs. Jackson State, 11/13/11  
**Turnovers:** 3 – vs. Jackson State, 11/13/11  
**Minutes Played:** 35 – vs. San Diego State, 11/15/11

### CAREER HIGHS

**Points:** 21 – vs. South Carolina State, 11/22/11  
**FG:** 9 – vs. South Carolina State, 11/22/11  
**FGA:** 14, twice – last vs. South Carolina State, 11/22/11  
**3FG:** 3 – five times  
**3FGA:** 6 – vs. Sam Houston State, 3/18/10  
**FT:** 7 – vs. Oklahoma State, 1/17/10  
**FTA:** 7, twice – vs. Oklahoma State, 1/22/11  
**Rebounds:** 12 – vs. Texas Southern, 11/11/11  
**Assists:** 5 – vs. Hardin-Simmons, 11/22/09  
**Blocks:** 2 – seven times  
**Steals:** 5 – vs. South Carolina State, 11/22/11  
**Turnovers:** 3 – four times  
**Minutes Played:** 41 – vs Iona, 11/27/09

### MISCELLANEOUS

	GAMES	BU W-L
Double-Figure Points:	26	21-5
Double-Figure Rebounds:	4	4-0
2+ Blocks:	7	5-2
Double-Doubles:	3	3-0

## JONES NOTEBOOK

### LAST TIME OUT – JAN. 24 at OKLAHOMA

- Chipped in 11 points, 2 rebounds and 2 assists in 26 minutes off the bench

### TRENDS

- Career vs. Texas (7 games / 5 starts): 3.6 points, 3.1 rebounds in 22.0 minutes
- Streak of 73 consecutive starts snapped Dec. 4 at Northwestern
- 26 career double-figure scoring games (Baylor 21-5 in such contests)

### OTHER NOTES

- Scored career-high 21 points on 9-of-14 shooting and swiped career-high 5 steals in 70-50 win Nov. 22 vs. South Carolina State
- Scored 11 points on 4-of-9 shooting in each of first three games
- Pulled down career-high 12 rebounds vs. Texas Southern – fourth career game with 10+ boards
- Averaging 8.5 points and 5.3 rebounds in 2010-11 ... Only Baylor player to start all 31 games in 2010-11
- One of the highest-ranked recruits in program history

## 2011-2012 GAME-BY-GAME

OPPONENT	DATE	GS	MIN	FG	3FG	FT	OR-DR	TR	PF	A	T	B	S	PTS
TEXAS SOUTHERN	11/11	*	29	4-9	1-3	2-3	4-8	12	1	0	2	0	2	11
JACKSON STATE	11/13	*	24	4-9	1-5	2-3	2-3	5	0	1	3	2	1	11
SAN DIEGO STATE	11/15	*	35	4-9	2-2	1-1	1-3	4	2	0	1	1	2	11
S.C. STATE	11/22	*	28	9-14	3-4	0-2	2-1	3	0	1	1	1	5	21
UTA	11/23	*	27	4-9	0-2	0-0	4-3	7	2	0	2	0	0	8
PRAIRIE VIEW A&M	11/29	*	21	2-4	1-2	0-0	1-2	3	0	1	0	0	0	5
at Northwestern	12/4		18	0-4	0-4	0-0	0-3	3	0	2	1	0	1	0
BETHUNE-COOKMAN	12/14		18	2-3	1-2	1-2	1-3	4	0	2	2	1	0	6
at BYU	12/17		10	0-1	0-1	0-0	1-0	1	0	1	1	0	1	0
PAUL QUINN	12/19		16	5-10	0-2	0-0	1-2	3	2	0	0	0	0	10
vs. Saint Mary's	12/22		16	2-4	0-2	0-0	0-3	3	1	0	1	0	0	4
vs. West Virginia	12/23		5	0-1	0-0	0-0	0-0	0	0	0	0	0	0	0
vs. Mississippi State	12/28		18	0-3	0-1	1-2	2-5	7	0	0	1	0	3	1
TEXAS A&M	1/2		16	2-4	0-1	0-0	3-2	5	0	0	0	0	1	4
at Texas Tech	1/7		9	0-1	0-1	0-0	0-0	0	0	0	0	0	1	0
at Kansas State	1/10		5	0-1	0-0	0-0	1-0	1	0	0	0	0	0	0
OKLAHOMA STATE	1/14		10	3-5	0-0	0-0	2-2	4	0	1	0	0	1	6
at Kansas	1/16		4	0-1	0-1	0-0	1-0	1	0	0	0	0	0	0
MISSOURI	1/21		11	1-3	1-1	0-0	1-1	2	0	0	0	1	0	3
at Oklahoma	1/24		26	4-8	2-5	1-2	1-1	2	1	2	0	0	0	11

## CAREER STATISTICS

YEAR	GP-GS	MIN-AVG	FG-A	PCT	3FG-A	PCT	FT-A	PCT	OFF-DEF-TOT	AVG	PF-D	A	TO	B	S	TP	AVG
2008-09	25-0	231-9.2	22-65	.338	12-45	.267	5-8	.625	11-21-32	1.3	11-0	5	8	11	6	61	2.4
2009-10	36-36	958-26.6	85-205	.415	23-69	.333	30-47	.638	48-125-173	4.8	32-1	39	46	15	18	223	6.2
2010-11	31-31	923-29.8	90-174	.517	28-71	.394	54-66	.818	42-121-163	5.3	40-0	29	47	12	20	262	8.5
2011-12	20-6	346-17.3	46-103	.447	12-39	.308	8-15	.533	28-42-70	3.5	9-0	11	16	6	18	112	5.6
<b>CAREER</b>	<b>112-73</b>	<b>2458-21.9</b>	<b>243-547</b>	<b>.444</b>	<b>75-224</b>	<b>.335</b>	<b>97-136</b>	<b>.713</b>	<b>129-309-438</b>	<b>3.9</b>	<b>92-1</b>	<b>84</b>	<b>117</b>	<b>44</b>	<b>62</b>	<b>658</b>	<b>5.9</b>

## CAREER STATISTICS

YEAR	GP-GS	MIN-AVG	FG-A	PCT	3FG-A	PCT	FT-A	PCT	OFF-DEF-TOT	AVG	PF-D	A	TO	B	S	TP	AVG
2008-09	8-0	98-12.3	11-26	.423	6-18	.333	2-3	.667	6-9-15	1.9	5-0	0	4	4	1	30	3.8
2009-10	16-16	446-27.9	41-102	.402	7-33	.212	17-22	.773	23-52-75	4.7	19-1	9	22	8	11	106	6.6
2010-11	16-16	490-30.6	50-87	.575	21-39	.538	19-26	.731	18-58-76	4.8	26-0	12	26	6	6	140	8.8
2011-12	7-0	81-11.6	10-23	.435	3-9	.333	1-2	.500	9-6-15	2.1	1-0	3	1	1	3	24	3.4
<b>CAREER</b>	<b>47-32</b>	<b>1115-23.7</b>	<b>112-238</b>	<b>.471</b>	<b>37-99</b>	<b>.374</b>	<b>39-53</b>	<b>.736</b>	<b>56-125-181</b>	<b>3.9</b>	<b>51-1</b>	<b>24</b>	<b>53</b>	<b>19</b>	<b>21</b>	<b>300</b>	<b>6.4</b>



## 1 – PERRY JONES III

F • 6-11 • 235 • SO. • 1L  
DUNCANVILLE, TEXAS (DUNCANVILLE HS)



Click / scan to view Perry Jones III's complete bio at [BaylorBears.com](http://BaylorBears.com)

### SEASON HIGHS

**Points:** 28 – at BYU, 12/17/11  
**FG:** 11 – at BYU, 12/17/11  
**FGA:** 17 – at Kansas, 1/16/12  
**3FG:** 2, twice – last vs. Saint Mary's, 12/22/11  
**3FGA:** 3 – vs. Saint Mary's, 12/22/11  
**FT:** 7 – vs. Prairie View A&M, 11/29/11  
**FTA:** 9 – vs. Prairie View A&M, 11/29/11  
**Rebounds:** 12, three times  
**Assists:** 4 – at BYU, 12/17/11  
**Steals:** 3 – at BYU, 12/17/11  
**Blocks:** 4 – vs. Saint Mary's, 12/22/11  
**Turnovers:** 5 – at Kansas State, 1/10/12  
**Minutes Played:** 41 – vs. West Virginia, 12/23/11

### CAREER HIGHS

**Points:** 28 – at BYU, 12/17/11  
**FG:** 11 – at BYU, 12/17/11  
**FGA:** 17 – at Kansas, 1/16/12  
**3FG:** 2, twice – last vs. Saint Mary's, 12/22/11  
**3FGA:** 3 – vs. Saint Mary's, 12/22/11  
**FT:** 10 – vs. Oklahoma State, 1/22/11  
**FTA:** 12 – vs. Oklahoma State, 1/22/11  
**Rebounds:** 13 – vs. Prairie View A&M, 11/29/10  
**Assists:** 4, three times  
**Steals:** 5 – at Texas Tech, 1/8/11  
**Blocks:** 4, twice – last vs. Saint Mary's, 12/22/11  
**Turnovers:** 7 – vs. Grambling State, 11/12/10  
**Minutes Played:** 43 – at Texas A&M, 2/5/11

### MISCELLANEOUS

	GAMES	BU W-L
Double-Figure Points:	35	24-11
20+ Points:	9	8-1
Double-Figure Rebounds:	8	7-2
Led Team in Rebounds:	17	11-6
Double-Doubles:	6	5-1

## JONES III NOTEBOOK

**NATIONAL PLAYER OF THE YEAR CANDIDATE**  
**JOHN R. WOODEN AWARD MIDSEASON TOP 25**  
**BIG 12 PRESEASON PLAYER OF THE YEAR**  
**BIG 12 CO-PLAYER OF THE WEEK** DEC. 19, JAN. 16

### LAST TIME OUT – JAN. 24 at OKLAHOMA

- Posted third double-double of the season with 21 points, 12 rebounds in 32 minutes

### TRENDS

- Career vs. Texas (2 games / 2 starts): 11.0 points, 8.5 rebounds, 1.5 blocks in 34.0 minutes
- Big 12 rankings (overall): 2nd in FG% (55.2), 4th in rebounding (7.5), 10th in scoring (14.2), 10th in minutes played (31.07)
- Big 12 rankings (Big 12 only): 2nd in FG% (56.6), 3rd in rebounding (8.4), 11th in scoring (15.1), 11th in blocked shots (1.00)

### OTHER NOTES

- Career-high 28 points on career-best 11 FG in Dec. 17 road win at BYU
- Scored 27 points on 10-of-14 shooting in season debut Nov. 29 vs. Prairie View A&M
- Sat out first five games of 2011-12 season to satisfy six-game suspension handed down in March 2011 by NCAA
- One of two Baylor players (**Quincy Miller**) named to 2011-12 Naismith Trophy Preseason Watch List
- Named 2011-12 Preseason Big 12 Player of the Year by the league's coaches, becoming first player in program history to earn conference preseason POY honors
- Named Freshman All-American by USBWA, *Basketball Times* and *CollegeInsider.com*
- Unanimous Big 12 All-Rookie selection as freshman in 2010-11

## 2011-2012 GAME-BY-GAME

OPPONENT	DATE	GS	MIN	FG	3FG	FT	OR-DR	TR	PF	A	T	B	S	PTS
TEXAS SOUTHERN	11/11													
JACKSON STATE	11/13													
SAN DIEGO STATE	11/15													
S.C. STATE	11/22													
UTA	11/23													
PRAIRIE VIEW A&M	11/29	*	31	10-14	0-0	7-9	2-4	6	1	0	0	0	1	27
at Northwestern	12/4	*	29	5-8	0-1	2-2	0-6	6	3	2	0	0	1	12
BETHUNE-COOKMAN	12/14	*	25	4-7	0-0	0-0	4-0	4	1	1	4	1	1	8
at BYU	12/17	*	33	11-16	2-2	4-7	3-5	8	3	4	1	0	3	28
PAUL QUINN	12/19	*	23	3-3	0-0	0-0	3-2	5	1	1	2	1	0	6
vs. Saint Mary's	12/22	*	36	5-12	2-3	2-5	3-6	9	3	0	1	4	0	14
vs. West Virginia	12/23	*	41	2-9	0-2	0-0	3-7	10	3	0	1	0	2	4
vs. Mississippi State	12/28	*	36	4-13	0-1	0-0	2-4	6	1	1	2	1	0	8
TEXAS A&M	1/2	*	32	6-12	0-2	2-2	1-11	12	2	1	3	1	0	14
at Texas Tech	1/7	*	29	4-8	0-0	1-6	1-5	6	4	1	3	3	1	9
at Kansas State	1/10	*	32	8-12	0-0	1-2	4-4	8	4	0	5	0	1	17
OKLAHOMA STATE	1/14	*	27	8-12	1-2	2-4	6-6	12	0	3	0	0	2	19
at Kansas	1/16	*	31	8-17	1-4	1-2	2-3	5	2	1	3	2	2	18
MISSOURI	1/21	*	29	4-7	0-0	0-0	0-4	4	1	1	3	0	0	8
at Oklahoma	1/24	*	32	9-15	0-2	3-4	2-10	12	1	0	2	1	2	21

## CAREER STATISTICS

ALL GAMES

YEAR	GP-GS	MIN-AVG	FG-A	PCT	3FG-A	PCT	FT-A	PCT	OFF-DEF-TOT	AVG	PF-D	A	TO	B	S	TP	AVG
2010-11	30-30	1017-33.9	162-295	.549	2-10	.200	91-137	.664	79-136-215	7.2	71-0	36	69	27	16	417	13.9
2011-12	15-15	466-31.1	91-165	.552	6-19	.316	25-43	.581	36-77-113	7.5	30-0	16	30	14	16	213	14.2
CAREER	45-45	1483-33.0	253-460	.550	8-29	.276	116-180	.644	115-213-328	7.3	101-0	52	99	41	32	630	14.0

## CAREER STATISTICS

BIG 12 GAMES

YEAR	GP-GS	MIN-AVG	FG-A	PCT	3FG-A	PCT	FT-A	PCT	OFF-DEF-TOT	AVG	PF-D	A	TO	B	S	TP	AVG
2010-11	16-16	585-36.6	90-161	.559	1-2	.500	68-90	.756	43-67-110	6.9	38-0	15	43	13	6	249	15.6
2011-12	7-7	212-30.3	47-83	.566	2-10	.200	10-20	.500	16-43-59	8.4	14-0	7	19	7	8	106	15.1
CAREER	23-23	797-34.7	137-244	.561	3-12	.250	78-110	.709	59-110-169	7.3	52-0	22	62	20	14	355	15.4



### 30 – QUINCY MILLER

F • 6-10 • 210 • FR. • HS  
HIGH POINT, N.C. (WESTCHESTER COUNTRY DAY)



Click / scan to view Quincy Miller's complete bio at [BaylorBears.com](http://BaylorBears.com)

### SEASON/CAREER HIGHS

Points: 29 – vs. Missouri, 1/21/12  
 FG: 12 – vs. Missouri, 1/21/12  
 FGA: 17 – vs. Missouri, 1/21/12  
 3FG: 3, twice – last vs. Oklahoma State, 1/14/12  
 3FGA: 5 – vs. Oklahoma State, 1/14/12  
 FT: 11 – vs. UT Arlington, 11/23/11  
 FTA: 12 – vs. UT Arlington, 11/23/11  
 Rebounds: 11 – vs. UT Arlington, 11/23/11  
 Assists: 6, twice – last at Northwestern, 12/4/11  
 Steals: 2, three times  
 Blocks: 2, multiple points  
 Turnovers: 5 – at Texas Tech, 1/7/12  
 Minutes Played: 34 – vs. UT Arlington, 11/23/11

### MISCELLANEOUS

	GAMES	BU W-L
Double-Figure Points:	11	9-2
Led Team in Scoring:	6	5-1
Double-Figure Rebounds:	1	1-0
5+ Assists:	2	2-0
Double-Doubles:	1	1-0

### MILLER NOTEBOOK

#### ALL-BIG 12 CANDIDATE

#### LAST TIME OUT – JAN. 24 at OKLAHOMA

- Limited to 5 points, 4 rebounds and 2 assists in 22 minutes

#### TRENDS

- Averaging 16.0 points, 4.2 rebounds (55.2 FG%, 47.1 3FG%, 88.9 FT%) in 26.2 minutes in last 6 games
- Big 12 rankings (overall): 12th in FT% (77.3), 18th in scoring (12.5)
- Big 12 rankings (Big 12 only): 5th in FG% (52.1), 10th in scoring (15.3)

#### OTHER NOTES

- Has dished out career-high 6 assists in two games – Nov. 23 vs. UTA and Dec. 4 at Northwestern
- Posted career-first double-double (17 points, 11 rebounds) and added career-high 6 assists in win Nov. 23 vs. UT Arlington
- Scored career-high 20 points in 25 minutes in 77-67 win Nov. 15 vs. San Diego State
- One of two Baylor players (Perry Jones III) named to 2011-12 Naismith Trophy Preseason Watch List
- Comprised Baylor's consensus top-20 recruiting class of 2011 with Westchester Country Day School teammate Deuce Bello
- Named Jordan Brand Classic All-American; Suffered season-ending ACL injury as high school senior
- Fifth consensus top-50 recruit in last five seasons at Baylor, joining LaceDarius Dunn (2007), Anthony Jones (2008), Nolan Dennis (2009) and Perry Jones III (2010).

### 2011-2012 GAME-BY-GAME

OPPONENT	DATE	GS	MIN	FG	3FG	FT	OR-DR	TR	PF	A	T	B	S	PTS
TEXAS SOUTHERN	11/11	*	27	6-11	2-4	3-4	0-4	4	3	1	2	1	0	17
JACKSON STATE	11/13	*	22	5-12	3-3	4-5	1-3	4	1	3	2	2	1	17
SAN DIEGO STATE	11/15	*	25	7-12	1-2	5-6	4-2	6	3	1	3	0	1	20
S.C. STATE	11/22	*	32	2-8	0-1	1-2	0-3	3	1	1	2	1	1	5
UTA	11/23	*	34	3-9	0-2	11-12	4-7	11	3	6	3	0	1	17
PRAIRIE VIEW A&M	11/29						-DNP – (INJURED)							
at Northwestern	12/4	*	24	1-2	0-1	1-2	0-3	3	2	6	2	1	0	3
BETHUNE-COOKMAN	12/14	*	24	3-6	1-2	0-0	2-6	8	1	2	0	1	0	7
at BYU	12/17	*	22	4-9	0-0	0-0	1-3	4	3	1	2	2	0	8
PAUL QUINN	12/19	*	23	1-4	0-2	1-2	0-5	5	1	4	2	2	2	3
vs. Saint Mary's	12/22	*	26	6-10	0-1	3-4	2-3	5	2	0	4	0	2	15
vs. West Virginia	12/23	*	15	3-6	1-2	0-1	0-2	2	2	1	2	0	0	7
vs. Mississippi State	12/28	*	25	4-7	0-1	4-5	2-4	6	4	1	2	0	1	12
TEXAS A&M	1/2	*	27	5-13	0-1	1-5	3-5	8	2	1	1	1	0	11
at Texas Tech	1/7	*	29	3-7	0-2	9-11	4-5	9	2	0	5	0	0	15
at Kansas State	1/10	*	20	4-6	1-2	0-0	0-2	2	4	0	1	0	1	9
OKLAHOMA STATE	1/14	*	25	6-10	3-5	6-6	0-4	4	3	1	0	1	0	21
at Kansas	1/16	*	30	5-12	2-5	5-5	0-2	2	2	1	2	0	2	17
MISSOURI	1/21	*	31	12-17	1-1	4-5	4-0	4	2	0	4	2	0	29
at Oklahoma	1/24	*	22	2-6	1-2	0-0	1-3	4	1	2	0	0	0	5

### CAREER STATISTICS


ALL GAMES

YEAR	GP-GS	MIN-AVG	FG-A	PCT	3FG-A	PCT	FT-A	PCT	OFF-DEF-TOT	AVG	PF-D	A	TO	B	S	TP	AVG
2011-12	19-18	483-25.4	82-167	.491	16-39	.410	58-75	.773	28-66-94	4.9	42-0	32	39	14	12	238	12.5
CAREER	19-18	483-25.4	82-167	.491	16-39	.410	58-75	.773	28-66-94	4.9	42-0	32	39	14	12	238	12.5

### CAREER STATISTICS

BIG 12 GAMES

YEAR	GP-GS	MIN-AVG	FG-A	PCT	3FG-A	PCT	FT-A	PCT	OFF-DEF-TOT	AVG	PF-D	A	TO	B	S	TP	AVG
2011-12	7-7	184-26.3	37-71	.521	8-18	.444	25-32	.781	12-21-33	4.7	16-0	5	13	4	3	107	15.3
CAREER	7-7	184-26.3	37-71	.521	8-18	.444	25-32	.781	12-21-33	4.7	16-0	5	13	4	3	107	15.3



## WALTON NOTEBOOK

### LAST TIME OUT – JAN. 24 at OKLAHOMA

- Held scoreless with 1 assist and 1 rebound in 11 minutes off the bench

### TRENDS

- Career vs. Texas (5 games / 2 starts): 6.0 points, 2.0 rebounds, 3.4 assists and 2.4 steals in 26.6 minutes
- Big 12 rankings (overall): 3rd in steals (1.60), 8th in assist-turnover ratio (1.53), 10th in assists (3.45)
- Big 12 rankings (Big 12 only): t11th in steals (1.29), t13th in assists (2.57)
- Ranks 9th in school history with 142 career steals
- Has 2+ steals in 12 games
- Streak of 48 consecutive starts at point guard snapped Jan. 21 vs. Missouri
- 28 career 5+ assists games (Baylor 23-5 in such contests) ... 23 career games with 3+ steals

### OTHER NOTES

- One of 10 Division I student-athletes – along with teammate **Cory Jefferson** – to play for Athletes In Action's 10-Day European Tour of Poland and Germany in June 2010 and Macedonia/Kosovo Tour in June 2011

## 22 – A.J. WALTON

G • 6-1 • 185 • JR. • 2L  
LITTLE ROCK, ARK. (HALL HS)



Click / scan to view A.J. Walton's complete bio at [BaylorBears.com](http://BaylorBears.com)

### SEASON HIGHS

**Points:** 10 – vs. Texas A&M, 1/2/12  
**FG:** 4 – vs. Bethune-Cookman, 12/14/11  
**FGA:** 6, twice – last vs. Texas A&M, 1/2/12  
**3FG:** 1, multiple times  
**3FGA:** 3, twice – at BYU, 12/17/11  
**FT:** 6 – at Kansas State, 1/10/12  
**FTA:** 6, three times  
**Rebounds:** 5 – vs. South Carolina State, 11/22/11  
**Assists:** 7 – vs. UT Arlington, 11/23/11  
**Steals:** 3, three times  
**Blocks:** –  
**Turnovers:** 6, twice – last vs. UT Arlington, 11/23/11  
**Minutes Played:** 26, twice – last vs. South Carolina State, 11/22/11

### CAREER HIGHS

**Points:** 15 – vs. Florida State, 12/25/10  
**FG:** 5 – vs. Arizona State, 12/2/10  
**FGA:** 13 – vs. Texas Southern, 1/2/11  
**3FG:** 3 – vs. Florida State, 12/25/10  
**3FGA:** 6, twice – vs. Lipscomb, 11/22/10  
**FT:** 6, three times  
**FTA:** 7 – three times  
**Rebounds:** 7 – vs. Texas Southern, 1/2/11  
**Assists:** 10 – vs. Bethune-Cookman, 12/15/10  
**Steals:** 6 – at Texas, 1/30/10  
**Blocks:** 1 – three times  
**Turnovers:** 9 – vs. Oklahoma State, 1/22/11  
**Minutes Played:** 40 – vs. Hartford, 11/13/09

### MISCELLANEOUS

	GAMES	BU W-L
Double-Figure Points:	8	6-2
Led Team in Points:	–	–
20+ Points:	–	–
5+ Assists:	28	23-5
Led Team in Assists:	32	23-9

### 2011-2012 GAME-BY-GAME

OPPONENT	DATE	GS	MIN	FG	3FG	FT	OR-DR	TR	PF	A	T	B	S	PTS
TEXAS SOUTHERN	11/11	*	20	1-3	1-3	2-2	0-1	1	3	6	2	0	2	5
JACKSON STATE	11/13	*	26	2-6	0-2	2-2	0-3	3	1	5	0	0	3	6
SAN DIEGO STATE	11/15	*	22	1-3	0-1	1-3	1-2	3	4	4	6	0	2	3
S.C. STATE	11/22	*	26	2-4	0-2	1-2	2-3	5	2	6	2	0	3	5
UTA	11/23	*	23	0-3	0-0	0-0	2-2	4	5	7	6	0	2	0
PRAIRIE VIEW A&M at Northwestern	11/29	*	20	0-5	0-0	3-4	2-1	3	1	1	3	0	0	3
BETHUNE-COOKMAN	12/4	*	21	1-2	0-1	0-0	0-4	4	2	5	4	0	2	2
at BYU	12/14	*	20	4-5	0-0	1-3	0-1	1	2	3	1	0	2	9
at BYU	12/17	*	17	2-4	1-3	0-1	0-4	4	3	0	1	0	2	5
PAUL QUINN	12/19	*	15	1-3	1-1	0-0	0-3	3	1	5	2	0	0	3
vs. Saint Mary's	12/22	*	19	2-4	0-0	0-0	1-2	3	1	2	2	0	1	4
vs. West Virginia	12/23	*	21	1-4	0-0	5-6	1-3	4	3	4	2	0	1	7
vs. Mississippi State	12/28	*	19	0-2	0-1	0-0	2-4	6	2	3	1	0	3	0
TEXAS A&M	1/2	*	21	2-6	1-2	5-6	0-4	4	2	2	2	0	0	10
at Texas Tech	1/7	*	12	1-1	0-0	0-0	0-1	1	3	2	1	0	1	2
at Kansas State	1/10	*	24	1-4	0-0	6-6	1-1	2	4	6	3	0	3	8
OKLAHOMA STATE	1/14	*	20	0-1	0-0	0-0	2-0	2	5	3	2	0	0	0
at Kansas	1/16	*	24	3-6	0-2	0-0	0-1	1	5	2	0	0	2	6
MISSOURI	1/21		22	0-2	0-2	0-0	0-0	0	4	2	2	0	3	0
at Oklahoma	1/24		11	0-0	0-0	0-0	0-1	1	3	1	3	0	0	0

### CAREER STATISTICS

YEAR	GP-GS	MIN-AVG	FG-A	PCT	3FG-A	PCT	FT-A	PCT	OFF-DEF-TOT	AVG	PF-D	A	TO	B	S	TP	AVG
2009-10	36-4	634-17.6	48-97	.495	17-37	.459	24-43	.558	14-68-82	2.3	76-2	71	47	2	42	137	3.8
2010-11	30-30	990-33.0	77-192	.401	30-78	.385	53-84	.631	18-77-95	3.2	90-4	142	101	2	68	237	7.9
2011-12	20-18	403-20.2	24-68	.353	4-20	.200	26-35	.743	14-41-55	2.8	56-3	69	45	0	32	78	3.9
CAREER	86-52	2027-23.6	149-357	.417	51-135	.378	103-162	.636	46-186-232	2.7	225-9	282	193	4	142	452	5.3

### CAREER STATISTICS

YEAR	GP-GS	MIN-AVG	FG-A	PCT	3FG-A	PCT	FT-A	PCT	OFF-DEF-TOT	AVG	PF-D	A	TO	B	S	TP	AVG
2009-10	16-0	262-16.4	18-39	.462	6-15	.400	14-19	.737	3-23-26	1.6	36-1	24	13	1	20	56	3.5
2010-11	16-16	522-32.6	34-94	.362	14-37	.378	26-44	.591	8-38-46	2.9	52-2	68	53	0	39	108	6.8
2011-12	7-5	134-19.1	7-20	.350	1-6	.167	11-12	.917	3-8-11	1.6	26-2	18	13	0	9	26	3.7
CAREER	39-21	918-23.5	59-153	.386	21-58	.362	51-75	.680	14-69-83	2.1	114-5	110	79	1	68	190	4.9

# 2011-2012 QUICK-CLICK GAME RECAPS

## GAME 1 12/12 BAYLOR 77, TEXAS SOUTHERN 57

NOV. 11, 2011 / WACO, TEXAS / FERRELL CENTER (7,359)

- Baylor improved to 8-1 in regular-season openers in the **Scott Drew** era.
- **Quincy Miller**, making career-first start, scored team-high 17 points.
- **Cory Jefferson** posted his career-first double-double (10 pts, 10 reb).
- **Anthony Jones** made his 68th consecutive start, while recording his third career double-double with 11 points and a career-high 12 rebounds.



## GAME 2 12/12 BAYLOR 92, JACKSON STATE 59

NOV. 13, 2011 / WACO, TEXAS / FERRELL CENTER (6,103)

- Four of Baylor's frontcourt members tallied double figures, combining for 55 of the team's 92 points.
- **Quincy Miller** once again led all scorers with 17 points.
- **Cory Jefferson** finished one rebound shy of his second consecutive double-double, finishing with 13 pts, 9 reb and 3 blk.
- **Quincy Acy** added 14 points, while **G A.J. Walton** dished out team-best 5 assists.



## GAME 3 11/12 BAYLOR 77, RV/NR SAN DIEGO STATE 67

NOV. 15, 2011 / WACO, TEXAS / FERRELL CENTER (6,941)

- **Quincy Miller** scored career-high 20 points (15 in second half).
- Baylor won its 21st consecutive non-conference home game.
- **Brady Heslip** tallied a then-career-high 16 points on 5-of-10 shooting.
- Seven different BU players logged 20+ minutes.
- Baylor started 3-0 for the fifth consecutive season.



## GAME 4 9/10 BAYLOR 70, SOUTH CAROLINA STATE 50

NOV. 22, 2011 / WACO, TEXAS / FERRELL CENTER (6,743)

- It was the first series meeting between the schools as Baylor improved to 11-0 all-time vs. Mid-Eastern Athletic Conference members.
- **Anthony Jones** posted career highs for points (21) and steals (5).
- **Cory Jefferson** made his career-first start, held scoreless in 12 minutes.
- **Pierre Jackson** had a then-career-high 11 points.



## GAME 5 9/10 BAYLOR 75, UT ARLINGTON 65

NOV. 23, 2011 / WACO, TEXAS / FERRELL CENTER (5,988)

- A season-high five players scored in double figures as Baylor improved to 5-0 for the third time in the last four seasons.
- **Quincy Miller** posted his career-first double-double with 17 points and career highs for both rebounds (11) and assists (6).
- **Quincy Acy** (6) and **Cory Jefferson** (7) combined for 13 blocks, both setting career highs.
- **Pierre Jackson** (16) and **Brady Heslip** (12) combined for 28 points, while combining for six 3-point field goals (Heslip with four).



## GAME 6 7/8 BAYLOR 90, PRAIRIE VIEW A&M 54

NOV. 29, 2011 / WACO, TEXAS / FERRELL CENTER (6,072)

- **Perry Jones III** scored a career-high-tying 27 points in his season debut, leading Baylor to a 90-54 runaway victory.
- **Quincy Acy** posted his second consecutive double-double with 13 points and 11 rebounds.
- **Pierre Jackson** established a career high 17 points, going perfect from the floor (4-4 FG, 7-7 FT).
- Prairie View led 11-2 early, but Baylor outscored the Panthers 88-43 for the remainder of the game.



## GAME 7 7/8 BAYLOR 69, RV/NR NORTHWESTERN 41

DEC. 4, 2011 / EVANSTON, ILL. / WELSH-RYAN ARENA (6,316)

- It was Baylor's first non-conference true road game since Jan. 2, 2009, when it knocked off South Carolina 85-74 in Columbia, S.C. (a span of 701 days).
- Baylor started 7-0 in consecutive seasons for the first time.
- Senior F **Anthony Jones'** streak of 73 consecutive starts came to an end.
- Senior F **Quincy Acy** recorded his third straight double-figure scoring game, sixth of the season and 52nd of his career. Acy finished with 16 points and tied his career high with 6 blocks.



## GAME 8 6/7 BAYLOR 69, BETHUNE-COOKMAN 42

DEC. 14, 2011 / WACO, TEXAS / FERRELL CENTER (8,838)

- Senior F **Quincy Acy** (10 points) became the 25th 1,000-point scorer in Baylor history when he hit a free throw for his ninth point in the game with 3:58 remaining in the second half.
- With four blocks in the game, Acy tied former teammate **Ekpe Udoh** (133) for third on Baylor's career blocks list.



## GAME 9 6/7 BAYLOR 86, BYU 83

DEC. 17, 2011 / PROVO, UTAH / MARRIOTT CENTER (22,700)

- **Perry Jones III** scored a career-high 28 points, capped off by a tip-in with 20 seconds left to give Baylor resulting 86-83 road win.
- Baylor won its seventh consecutive non-conference true road game, while snapping BYU's 19-game non-conference home winning streak.
- **Brady Heslip** scored a career-high 18 points, while **Pierre Jackson** blocked Brandon Davies' potential game-tying 3-pointer as time expired.



## GAME 10 6/7 BAYLOR 95, PAUL QUINN 54

DEC. 19, 2011 / WACO, TEXAS / FERRELL CENTER (5,034)

- Behind **Quincy Acy's** 24-point, 7-dunk performance, Baylor had 17 slams from six different players, improving to 10-0 with a 95-54 win.
- 11 different Bears scored, including junior walk-on **Jacob Neubert**, who scored 2 points and added 2 rebounds and a block.
- **Brady Heslip** scored 12 points — all on 3s — and **Anthony Jones** had 10 points.



## GAME 11 6/7 BAYLOR 72, NR/RV SAINT MARY'S 59

DEC. 22, 2011 / LAS VEGAS, NEV. / ORLEANS ARENA (1,526)

- In a rematch of the 2010 NCAA South Region semifinal, No. 6 Baylor had four different players score in double figures, including a double-double from **Quincy Acy** (12 points, 10 rebounds).
- Baylor held Saint Mary's to 25 percent from 3-point range (5-of-20), while the Bears connected on 36 percent of its long-range shots.



## GAME 12 6/7 BAYLOR 83, WEST VIRGINIA 81

DEC. 23, 2011 / LAS VEGAS, NEV. / ORLEANS ARENA (1,526)

- Trailing by as many as 11 points, Baylor fought its way back to take a double-digit lead in the second half. West Virginia eventually took a 3-point lead in the final 30 seconds of regulation, but **Pierre Jackson** tied the game to send it to overtime.
- **Pierre Jackson** scored a career-high 23 points and was named Las Vegas Classic MVP after reeling off 8 straight points during the second half and overtime.
- **Brady Heslip** and **Quincy Acy** were named to the Las Vegas Classic All-Tournament team.



## GAME 13 6/7 BAYLOR 54, 15/14 MISSISSIPPI STATE 52

DEC. 28, 2011 / DALLAS, TEXAS / AMERICAN AIRLINES CENTER (6,707)

- **Pierre Jackson's** layup with 29 seconds remaining proved to be the game-winner as No. 6 Baylor set the program record for the best start to a season with a 13-0 record.
- Baylor snapped a four-game losing streak in games at American Airlines Center.
- Baylor's 13-game winning streak is tied for the longest in school history. Baylor won 13 straight games from Jan.-Feb. 1946.
- It was Baylor's first win against a ranked non-conference opponent since Nov. 28, 2008 (an 87-78 win over No. 14/14 Arizona State).



## GAME 14 4/5 BAYLOR 61, RV/NR TEXAS A&M 52

JAN. 2, 2012 / WACO, TEXAS / FERRELL CENTER (8,424)

- Baylor extended its winning streak to a school-record 14 games with a 61-52 win over Texas A&M in the Big 12 opener for both schools.
- **Perry Jones III** posted his first double-double of the season, leading the Bears with 14 points and 12 rebounds. **Quincy Acy** — one of four Baylor players in double figures — added 13 points, 6 rebounds and 3 blocks in 27 minutes.
- **Brady Heslip** was held scoreless in 22 minutes, snapping his streak of 13 straight games with at least 1 3FG made.



## 2011-2012 QUICK-CLICK GAME RECAPS

## GAME 15

4/5 BAYLOR 73, TEXAS TECH 60

JAN. 7, 2012 / LUBBOCK, TEXAS / UNITED SPIRIT ARENA (8,247)

- Baylor extended its winning streak to a school-record 15 games and started 2-0 in Big 12 play for only the fourth times with a 73-60 road win at Texas Tech.
- Guards **Pierre Jackson** (19 points) and **Brady Heslip** (16 points) both posted their 9th double-figure scoring games of the season. The pair combined for 35 points after combining for only 4 points in Baylor's Jan. 2 Big 12 opener against Texas A&M.
- Freshman **Quincy Miller** fell one rebound short of his second career double-double, finishing with 15 points and 9 rebounds.



## GAME 16

4/4 BAYLOR 75, 18/18 KANSAS STATE 73

JAN. 10, 2012 / MANHATTAN, KAN. / BRAMLAGE COLISEUM (12,528)

- **Pierre Jackson** recorded his career-first double-double with 10 points and a career-best 11 assists, while three other Bears scored in double figures to extend Baylor's season-opening 16-game winning streak.
- **Quincy Acy** moved up to 19th on Baylor's career scoring list, finishing with 13 points, and tied former teammate **Mamadou Diene** for 2nd on the school's career blocks list.
- Baylor is 3-0 in conference play for only the third time in the Big 12 era.



## GAME 17

7/7 BAYLOR 106, OKLAHOMA STATE 65

JAN. 14, 2012 / WACO, TEXAS / FERRELL CENTER (9,594)

- Behind four players in double-figures and a season-high 15 3-pointers, No. 4 Baylor improved to 17-0 with a 41-point win over Oklahoma State.
- It was Baylor's first 100-point game since Nov. 22, 2009, when it scored 106 against Hardin-Simmons. Its 106 points were the most by a Baylor team in a Big 12 game since scoring 116 in a 5OT win at Texas A&M (Jan. 23, 2008).
- Baylor's 106 points were their most ever in regulation of a Big 12 game.
- Baylor's 41-point margin of victory was its largest in a Big 12 games since beating Texas A&M 97-45 on Feb. 3, 2002.



## GAME 18

7/7 KANSAS 92, 3/3 BAYLOR 74

JAN. 16, 2012 / LAWRENCE, KAN. / ALLEN FIELDHOUSE (16,300)

- Baylor suffered its first loss of the season, falling 92-74 at No. 7 Kansas.
- Four Baylor players scored in double figures, led by **Perry Jones III**'s 18 points. **Pierre Jackson** posted his second career double-double (11 points, 11 assists).
- Kansas became only Baylor's second opponent to shoot 50% or better this season. Both Kansas and Kansas State shot 50% or better on the road.



## GAME 19

5/5 MISSOURI 89, 3/3 BAYLOR 88

JAN. 21, 2012 / WACO, TEXAS / FERRELL CENTER (10,617)

- Baylor suffered its second loss to a Top 10 team in five days, falling at home in front of a sellout crowd — the second-largest in Ferrell Center history.
- It was the first Top 5 matchup and second Top 10 matchup in program history. It was the first Top 10 men's basketball matchup in Ferrell Center history.
- **Pierre Jackson** had a career-high 15 assists, which tied the Big 12 record for assists in a conference game and tied for the fourth-most ever by a Big 12 player in any game.
- Jackson (20 points, 15 assists) had his third double-double, his 13th double-figure scoring game and his seventh double-figure scoring game in the last eight contests.



## GAME 20

6/7 BAYLOR 77, OKLAHOMA 65

JAN. 24, 2012 / NORMAN, OKLA. / LLOYD NOBLE CENTER (8,004)

- Baylor snapped its two-game losing streak with a 77-65 road win at Oklahoma, just its second win in Norman in 35 years.
- **Perry Jones III** led all players with 21 points and 12 rebounds, his career-first 20-10 game.
- Jones III scored 15+ points for the third straight Big 12 road game.
- **Quincy Acy** tied **Arthur Edwards** for 9th on Baylor's career rebounding list, while adding 13 points and 3 blocked shots.



**2011-12 BAYLOR BASKETBALL**  
**Baylor Combined Team Statistics (as of Jan 24, 2012)**  
**All games**

<b>RECORD:</b>	<b>OVERALL</b>	<b>HOME</b>	<b>AWAY</b>	<b>NEUTRAL</b>
ALL GAMES	18-2	10-1	5-1	3-0
CONFERENCE	5-2	2-1	3-1	0-0
NON-CONFERENCE	13-0	8-0	2-0	3-0

#	Player	gp-gs	min	avg	Total		3-Point		F-Throw		Rebounds				pf	dq	a	to	blk	stl	pts	avg
					fg-fga	fg%	3fg-fga	3fg%	ft-fta	ft%	off	def	tot	avg								
01	Jones III, Perry	15-15	466	31.1	91-165	.552	6-19	.316	25-43	.581	36	77	113	7.5	30	0	16	30	14	16	213	14.2
55	Jackson, Pierre	20-2	557	27.9	84-164	.512	37-73	.507	51-60	.850	12	48	60	3.0	39	0	120	76	2	37	256	12.8
04	Acy, Quincy	20-20	578	28.9	87-149	.584	3-5	.600	77-101	.762	47	88	135	6.8	55	1	15	33	48	21	254	12.7
30	Miller, Quincy	19-18	483	25.4	82-167	.491	16-39	.410	58-75	.773	28	66	94	4.9	42	0	32	39	14	12	238	12.5
05	Heslip, Brady	20-20	520	26.0	65-143	.455	55-117	.470	15-15	1.000	6	20	26	1.3	27	0	27	14	0	16	200	10.0
41	Jones, Anthony	20-6	346	17.3	46-103	.447	12-39	.308	8-15	.533	28	42	70	3.5	9	0	11	16	6	18	112	5.6
34	Jefferson, Cory	20-1	250	12.5	36-62	.581	0-1	.000	18-29	.621	18	46	64	3.2	36	0	2	10	31	8	90	4.5
14	Bello, Deuce	15-0	166	11.1	22-46	.478	2-10	.200	15-28	.536	11	25	36	2.4	24	0	7	16	5	9	61	4.1
22	Walton, A.J.	20-18	403	20.2	24-68	.353	4-20	.200	26-35	.743	14	41	55	2.8	56	3	69	45	0	32	78	3.9
00	Franklin, Gary	12-0	148	12.3	13-35	.371	12-31	.387	0-0	.000	3	7	10	0.8	19	0	12	7	0	2	38	3.2
03	Ellis, Fred	10-0	98	9.8	4-15	.267	3-8	.375	10-10	1.000	3	16	19	1.9	12	0	14	12	2	4	21	2.1
02	Neubert, Jacob	8-0	10	1.3	1-3	.333	0-0	.000	0-0	.000	1	2	3	0.4	1	0	0	0	1	0	2	0.3
Team											28	28	56				1					
Total.....		20	4025		555-1120	.496	150-362	.414	303-411	.737	235	506	741	37.0	350	4	325	299	123	175	1563	78.2
Opponents.....		20	4025		454-1148	.395	117-360	.325	235-357	.658	255	386	641	32.0	382	10	241	321	59	141	1260	63.0

TEAM STATISTICS	BU	OPP	Date	Opponent	Score	Att.
SCORING	1563	1260	11/11/11	TEXAS SOUTHERN	w 77-57	7359
Points per game	78.2	63.0	11/13/11	JACKSON STATE	w 92-59	6103
Scoring margin	+15.2	-	11/15/11	SAN DIEGO STATE	w 77-67	6941
FIELD GOALS-ATT	555-1120	454-1148	11/22/11	SOUTH CAROLINA STATE	w 70-50	6438
Field goal pct	.496	.395	11/23/11	UT ARLINGTON	w 75-65	5988
3 POINT FG-ATT	150-362	117-360	11/29/11	PRAIRIE VIEW A&M	w 90-54	6072
3-point FG pct	.414	.325	12/04/11	at Northwestern	w 69-41	6316
3-pt FG made per game	7.5	5.9	12/14/11	BETHUNE-COOKMAN	w 69-42	8838
FREE THROWS-ATT	303-411	235-357	12/17/11	at BYU	w 86-83	22700
Free throw pct	.737	.658	12/19/11	PAUL QUINN	w 95-54	5034
F-Throws made per game	15.2	11.8	12/22/11	vs Saint Mary's	w 72-59	1526
REBOUNDS	741	641	12/23/11	vs West Virginia	wot 83-81	1526
Rebounds per game	37.0	32.0	12/28/11	vs Mississippi State	w 54-52	6707
Rebounding margin	+5.0	-	* 01/02/12	TEXAS A&M	w 61-52	8424
ASSISTS	325	241	* 01/07/12	at Texas Tech	w 73-60	8247
Assists per game	16.3	12.1	* 01/10/12	at Kansas State	w 75-73	12528
TURNOVERS	299	321	* 01/14/12	OKLAHOMA STATE	w 106-65	9594
Turnovers per game	15.0	16.1	* 01/16/12	at Kansas	L 74-92	16300
Turnover margin	+1.1	-	* 01/21/12	MISSOURI	L 88-89	10617
Assist/turnover ratio	1.1	0.8	* 01/24/12	at Oklahoma	w 77-65	8004
STEALS	175	141				
Steals per game	8.8	7.1				
BLOCKS	123	59				
Blocks per game	6.2	3.0				
ATTENDANCE	81408	83854				
Home games-Avg/Game	11-7401	6-12349				
Neutral site-Avg/Game	-	3-3253				

\* - Conference game

Score by Periods	1st	2nd	OT	Totals
Baylor	727	829	7	1563
Opponents	594	661	5	1260

**2011-12 BAYLOR BASKETBALL**  
**Baylor Combined Team Statistics (as of Jan 24, 2012)**  
**Conference games**

<b>RECORD:</b>	<b>OVERALL</b>	<b>HOME</b>	<b>AWAY</b>	<b>NEUTRAL</b>
ALL GAMES	5-2	2-1	3-1	0-0
CONFERENCE	5-2	2-1	3-1	0-0
NON-CONFERENCE	0-0	0-0	0-0	0-0

##	Player	gp-gs	min	avg	Total		3-Point		F-Throw		Rebounds				pf	dq	a	to	blk	stl	pts	avg		
					fg-fga	fg%	3fg-fga	3fg%	ft-fta	ft%	off	def	tot	avg										
30	Miller, Quincy	7-7	184	26.3	37-71	.521	8-18	.444	25-32	.781	12	21	33	4.7	16	0	5	13	4	3	107	15.3		
01	Jones III, Perry	7-7	212	30.3	47-83	.566	2-10	.200	10-20	.500	16	43	59	8.4	14	0	7	19	7	8	106	15.1		
55	Jackson, Pierre	7-2	231	33.0	31-64	.484	16-30	.533	20-24	.833	4	20	24	3.4	14	0	63	31	1	18	98	14.0		
04	Acy, Quincy	7-7	204	29.1	33-57	.579	2-3	.667	24-28	.857	16	22	38	5.4	25	1	8	13	16	8	92	13.1		
05	Heslip, Brady	7-7	184	26.3	19-47	.404	15-36	.417	6-6	1.000	4	4	8	1.1	11	0	15	4	0	8	59	8.4		
22	Walton, A.J.	7-5	134	19.1	7-20	.350	1-6	.167	11-12	.917	3	8	11	1.6	26	2	18	13	0	9	26	3.7		
41	Jones, Anthony	7-0	81	11.6	10-23	.435	3-9	.333	1-2	.500	9	6	15	2.1	1	0	3	1	1	3	24	3.4		
00	Franklin, Gary	7-0	80	11.4	6-17	.353	6-16	.375	0-0	.000	3	2	5	0.7	11	0	6	6	0	2	18	2.6		
34	Jefferson, Cory	7-0	56	8.0	8-11	.727	0-0	.000	1-3	.333	1	7	8	1.1	9	0	0	2	5	0	17	2.4		
14	Bello, Deuce	4-0	29	7.3	2-3	.667	0-0	.000	3-4	.750	2	4	6	1.5	8	0	2	1	0	1	7	1.8		
02	Neubert, Jacob	1-0	1	1.0	0-0	.000	0-0	.000	0-0	.000	0	0	0	0.0	0	0	0	0	0	0	0	0.0		
03	Ellis, Fred	1-0	4	4.0	0-0	.000	0-0	.000	0-0	.000	0	3	3	3.0	0	0	1	1	0	0	0	0.0		
Team											10	9	19											
Total.....		7	1400		200-396	.505	53-128	.414	101-131	.771	80	149	229	32.7	135	3	128	104	34	60	554	79.1		
Opponents.....		7	1400		175-389	.450	39-118	.331	107-145	.738	83	131	214	30.6	123	2	101	106	21	47	496	70.9		

TEAM STATISTICS	BU	OPP	Date	Opponent	Score	Att.
SCORING	554	496	* 01/02/12	TEXAS A&M	w 61-52	8424
Points per game	79.1	70.9	* 01/07/12	at Texas Tech	w 73-60	8247
Scoring margin	+8.3	-	* 01/10/12	at Kansas State	w 75-73	12528
FIELD GOALS-ATT	200-396	175-389	* 01/14/12	OKLAHOMA STATE	w 106-65	9594
Field goal pct	.505	.450	* 01/16/12	at Kansas	L 74-92	16300
3 POINT FG-ATT	53-128	39-118	* 01/21/12	MISSOURI	L 88-89	10617
3-point FG pct	.414	.331	* 01/24/12	at Oklahoma	w 77-65	8004
3-pt FG made per game	7.6	5.6	* - Conference game			
FREE THROWS-ATT	101-131	107-145				
Free throw pct	.771	.738				
F-Throws made per game	14.4	15.3				
REBOUNDS	229	214				
Rebounds per game	32.7	30.6				
Rebounding margin	+2.1	-				
ASSISTS	128	101				
Assists per game	18.3	14.4				
TURNOVERS	104	106				
Turnovers per game	14.9	15.1				
Turnover margin	+0.3	-				
Assist/turnover ratio	1.2	1.0				
STEALS	60	47				
Steals per game	8.6	6.7				
BLOCKS	34	21				
Blocks per game	4.9	3.0				
ATTENDANCE	28635	45079				
Home games-Avg/Game	3-9545	4-11270				
Neutral site-Avg/Game	-	0-0				

Score by Periods	1st	2nd	Totals
Baylor	238	316	554
Opponents	220	276	496

2011-12 BAYLOR BASKETBALL  
 Baylor Team Game-by-Game (as of Jan 24, 2012)  
 All games

TEAM STATISTICS

Opponent	Date	Score		Total		3-Pointers		Free throws		Rebounds				pf	a	t/o	blk	stl	pts	avg
				fg-fga	pct	3fg-fga	pct	ft-fta	pct	off	def	tot	avg							
TEXAS SOUTHERN	11/11/11	77-57	W	26-53	.491	6-18	.333	19-29	.655	15	31	46	46.0	20	16	17	7	11	77	77.0
JACKSON STATE	11/13/11	92-59	W	26-57	.456	10-23	.435	30-37	.811	15	26	41	43.5	16	17	13	11	11	92	84.5
SAN DIEGO STATE	11/15/11	77-67	W	24-52	.462	9-17	.529	20-24	.833	10	26	36	41.0	21	18	21	5	10	77	82.0
SOUTH CAROLINA STAT	11/22/11	70-50	W	26-57	.456	8-19	.421	10-18	.556	10	24	34	39.2	14	12	12	6	13	70	79.0
UT ARLINGTON	11/23/11	75-65	W	23-57	.404	6-16	.375	23-28	.821	18	31	49	41.2	21	16	23	13	5	75	78.2
PRAIRIE VIEW A&M	11/29/11	90-54	W	28-54	.519	4-13	.308	30-37	.811	9	30	39	40.8	16	17	8	5	9	90	80.2
at Northwestern	12/04/11	69-41	W	29-48	.604	4-18	.222	7-12	.583	5	32	37	40.3	18	18	15	9	8	69	78.6
BETHUNE-COOKMAN	12/14/11	69-42	W	28-50	.560	6-11	.545	7-15	.467	11	24	35	39.6	14	15	16	9	6	69	77.4
at BYU	12/17/11	86-83	W	32-63	.508	13-25	.520	9-15	.600	10	21	31	38.7	19	17	13	4	10	86	78.3
PAUL QUINN	12/19/11	95-54	W	38-63	.603	9-18	.500	10-14	.714	15	36	51	39.9	15	24	15	11	7	95	80.0
vs Saint Mary's	12/22/11	72-59	W	26-52	.500	5-14	.357	15-20	.750	12	25	37	39.6	15	7	15	5	6	72	79.3
vs West Virginia	12/23/11	83-81	Wot	30-63	.476	12-25	.480	11-14	.786	11	25	36	39.3	16	12	12	0	9	83	79.6
vs Mississippi State	12/28/11	54-52	W	19-55	.345	5-17	.294	11-17	.647	14	26	40	39.4	10	8	15	4	10	54	77.6
TEXAS A&M	01/02/12	61-52	W	20-51	.392	2-12	.167	19-24	.792	11	30	41	39.5	14	13	16	8	7	61	76.4
at Texas Tech	01/07/12	73-60	W	23-47	.489	7-15	.467	20-30	.667	11	22	33	39.1	18	13	14	5	7	73	76.2
at Kansas State	01/10/12	75-73	W	29-54	.537	6-16	.375	11-15	.733	12	14	26	38.2	27	20	18	2	13	75	76.1
OKLAHOMA STATE	01/14/12	106-65	W	36-68	.529	15-28	.536	19-23	.826	17	31	48	38.8	21	25	14	5	10	106	77.9
at Kansas	01/16/12	74-92	L	29-63	.460	7-23	.304	9-11	.818	8	16	24	38.0	19	20	11	5	12	74	77.7
MISSOURI	01/21/12	88-89	L	36-63	.571	7-16	.438	9-11	.818	11	15	26	37.4	25	23	19	5	7	88	78.2
at Oklahoma	01/24/12	77-65	W	27-50	.540	9-18	.500	14-17	.824	10	21	31	37.0	11	14	12	4	4	77	78.2
Baylor		1563		555-1120	.496	150-362	.414	303-411	.737	235	506	741	37.0	350	325	299	123	175	1563	78.2
Opponents		1260		454-1148	.395	117-360	.325	235-357	.658	255	386	641	32.0	382	241	321	59	141	1260	63.0

Games played: 20  
 Points/game: 78.2  
 FG Pct: 49.6  
 3FG Pct: 41.4  
 FT Pct: 73.7

Rebounds/game: 37.0  
 Assists/game: 16.3  
 Turnovers/game: 15.0  
 Assist/turnover ratio: 1.1  
 Steals/game: 8.8  
 Blocks/game: 6.2

2011-12 BAYLOR BASKETBALL  
Baylor Opponent Game-by-Game (as of Jan 24, 2012)  
All games

OPPONENT STATISTICS

Opponent	Date	Score		Total		3-Pointers		Free throws		Rebounds				pf	a	t/o	blk	stl	pts	avg
				fg-fga	pct	3fg-fga	pct	ft-fta	pct	off	def	tot	avg							
TEXAS SOUTHERN	11/11/11	77-57	W	20-53	.377	7-20	.350	10-20	.500	9	20	29	29.0	30	8	18	1	10	57	57.0
JACKSON STATE	11/13/11	92-59	W	19-63	.302	6-17	.353	15-23	.652	20	19	39	34.0	27	13	19	2	5	59	58.0
SAN DIEGO STATE	11/15/11	77-67	W	21-59	.356	8-24	.333	17-20	.850	13	20	33	33.7	22	8	21	2	10	67	61.0
SOUTH CAROLINA STAT	11/22/11	70-50	W	19-56	.339	6-15	.400	6-11	.545	14	24	38	34.8	16	3	22	5	4	50	58.2
UT ARLINGTON	11/23/11	75-65	W	23-65	.354	7-23	.304	12-21	.571	16	17	33	34.4	26	12	17	5	12	65	59.6
PRAIRIE VIEW A&M	11/29/11	90-54	W	20-60	.333	9-19	.474	5-12	.417	15	22	37	34.8	28	10	19	3	4	54	58.7
at Northwestern	12/04/11	69-41	W	14-58	.241	4-26	.154	9-14	.643	16	18	34	34.7	17	13	12	2	3	41	56.1
BETHUNE-COOKMAN	12/14/11	69-42	W	16-46	.348	2-7	.286	8-15	.533	10	15	25	33.5	16	11	18	1	7	42	54.4
at BYU	12/17/11	86-83	W	32-68	.471	7-21	.333	12-20	.600	19	25	44	34.7	19	14	16	6	6	83	57.6
PAUL QUINN	12/19/11	95-54	W	19-59	.322	3-13	.231	13-19	.684	9	11	20	33.2	10	11	12	3	10	54	57.2
vs Saint Mary's	12/22/11	72-59	W	22-51	.431	5-20	.250	10-15	.667	8	16	24	32.4	18	9	13	0	9	59	57.4
vs West Virginia	12/23/11	83-81	Wot	32-67	.478	9-20	.450	8-15	.533	15	24	39	32.9	14	16	14	4	5	81	59.3
vs Mississippi State	12/28/11	54-52	W	22-54	.407	5-17	.294	3-7	.429	8	24	32	32.8	16	12	14	4	9	52	58.8
TEXAS A&M	01/02/12	61-52	W	18-63	.286	7-25	.280	9-13	.692	15	23	38	33.2	20	9	13	3	5	52	58.3
at Texas Tech	01/07/12	73-60	W	19-48	.396	6-16	.375	16-22	.727	7	18	25	32.7	25	12	13	2	6	60	58.4
at Kansas State	01/10/12	75-73	W	25-50	.500	5-14	.357	18-23	.783	12	16	28	32.4	17	18	20	1	5	73	59.3
OKLAHOMA STATE	01/14/12	106-65	W	21-54	.389	5-19	.263	18-24	.750	8	17	25	31.9	21	9	19	4	7	65	59.6
at Kansas	01/16/12	74-92	L	35-61	.574	6-11	.545	16-21	.762	15	24	39	32.3	12	21	15	4	8	92	61.4
MISSOURI	01/21/12	88-89	L	30-55	.545	7-21	.333	22-31	.710	14	18	32	32.3	14	18	18	5	11	89	62.9
at Oklahoma	01/24/12	77-65	W	27-58	.466	3-12	.250	8-11	.727	12	15	27	32.0	14	14	8	2	5	65	63.0
Opponents		1260		454-1148	.395	117-360	.325	235-357	.658	255	386	641	32.0	382	241	321	59	141	1260	63.0
Baylor		1563		555-1120	.496	150-362	.414	303-411	.737	235	506	741	37.0	350	325	299	123	175	1563	78.2

Games played: 20  
Points/game: 63.0  
FG Pct: 39.5  
3FG Pct: 32.5  
FT Pct: 65.8

Rebounds/game: 32.0  
Assists/game: 12.1  
Turnovers/game: 16.1  
Assist/turnover ratio: 0.8  
Steals/game: 7.1  
Blocks/game: 3.0

**Official Basketball Box Score -- Game Totals -- Final Statistics**

**Baylor vs Oklahoma**

01/24/12 7 p.m. CT at Lloyd Noble Center; Norman, Okla.

**Baylor 77 • 18-2, 5-2**

#	Player	f/g	Total		3-Ptr	Rebounds			PF	TP	A	TO	Blk	Stl	Min
			FG-FGA	FG-FGA	FT-FTA	Off	Def	Tot							
01	Jones III, Perry	f	9-15	0-2	3-4	2	10	12	1	21	0	2	1	2	32
04	Acy, Quincy	f	4-6	0-0	5-6	2	2	4	4	13	2	0	3	1	32
30	Miller, Quincy	f	2-6	1-2	0-0	1	3	4	1	5	2	0	0	0	22
05	Heslip, Brady	g	2-5	2-4	2-2	0	0	0	1	8	0	1	0	1	25
55	Jackson, Pierre	g	5-9	3-4	3-3	1	2	3	0	16	7	6	0	0	35
00	Franklin, Gary		1-1	1-1	0-0	1	0	1	0	3	0	0	0	0	9
22	Walton, A.J.		0-0	0-0	0-0	0	1	1	3	0	1	3	0	0	11
34	Jefferson, Cory		0-0	0-0	0-0	0	1	1	0	0	0	0	0	0	8
41	Jones, Anthony		4-8	2-5	1-2	1	1	2	1	11	2	0	0	0	26
Team						2	1	3							
Totals			27-50	9-18	14-17	10	21	31	11	77	14	12	4	4	200

FG % 1st Half: 11-25 44.0% 2nd half: 16-25 64.0% Game: 27-50 54.0% Deadball Rebounds 1  
 3FG % 1st Half: 6-12 50.0% 2nd half: 3-6 50.0% Game: 9-18 50.0%  
 FT % 1st Half: 7-10 70.0% 2nd half: 7-7 100.0% Game: 14-17 82.4%

**Oklahoma 65 • 12-7, 2-5**

#	Player	f/g	Total		3-Ptr	Rebounds			PF	TP	A	TO	Blk	Stl	Min
			FG-FGA	FG-FGA	FT-FTA	Off	Def	Tot							
04	Fitzgerald, Andrew	f	6-14	0-0	1-2	2	1	3	2	13	0	0	0	2	35
24	Osby, Romero	f	5-11	0-1	6-7	5	6	11	2	16	0	1	2	1	38
01	Grooms, Sam	g	3-6	0-1	1-2	0	0	0	3	7	7	0	0	0	35
02	Pledger, Steven	g	7-15	3-9	0-0	3	3	6	1	17	4	4	0	0	34
21	Clark, Cameron	g	4-10	0-1	0-0	0	1	1	4	8	0	1	0	1	32
05	Washington, C.J.		1-1	0-0	0-0	1	1	2	1	2	1	0	0	0	6
14	Blair, Carl		1-1	0-0	0-0	0	1	1	1	2	1	2	0	1	9
15	Neal, Tyler		0-0	0-0	0-0	0	0	0	0	0	1	0	0	0	7
32	Arent, Casey		0-0	0-0	0-0	0	0	0	0	0	0	0	0	0	4
Team						1	2	3							
Totals			27-58	3-12	8-11	12	15	27	14	65	14	8	2	5	200

FG % 1st Half: 13-28 46.4% 2nd half: 14-30 46.7% Game: 27-58 46.6% Deadball Rebounds 1  
 3FG % 1st Half: 1-6 16.7% 2nd half: 2-6 33.3% Game: 3-12 25.0%  
 FT % 1st Half: 3-4 75.0% 2nd half: 5-7 71.4% Game: 8-11 72.7%

Officials: Joe DeRosa, James Breeding, Rick Crawford

Technical fouls: Baylor-None. Oklahoma-None.

Attendance: 8004

Estimated Attendance: 5667

Score by periods	1st	2nd	Total
Baylor	35	42	77
Oklahoma	30	35	65

Points	In Paint	Off T/O	2nd Chance	Fast Break	Bench
BU	30	13	13	7	14
OU	24	12	13	4	4

Last FG - BU 2nd-01:12, OU 2nd-01:37.  
 Largest lead - BU by 13 2nd-14:07, OU None.

Score tied - 0 times.  
 Lead changed - 0 times.

**Official Basketball Box Score -- Game Totals -- Final Statistics**

**Missouri vs Baylor**

**01/21/12 1 p.m. at Ferrell Center; Waco, Texas**

**Missouri 89 • 18-1, 5-1 #5/5**

##	Player	f/g	Total		3-Ptr		Rebounds			PF	TP	A	TO	Blk	Stl	Min
			FG-FGA	FG-FGA	FT-FTA	Off	Def	Tot								
10	Ratliffe, Ricardo	f	11-14	0-0	5-7	6	2	8	4	27	0	6	2	0	34	
01	Pressey, Phil	g	6-11	2-5	4-8	1	4	5	1	18	7	4	0	6	31	
03	Pressey, Matt	g	3-5	3-3	0-0	0	2	2	1	9	3	1	1	1	28	
12	Denmon, Marcus	g	3-9	1-7	8-10	1	2	3	1	15	1	5	0	1	39	
24	English, Kim	g	4-8	1-3	1-2	1	1	2	5	10	4	1	0	1	27	
11	Dixon, Michael		1-5	0-3	4-4	1	3	4	1	6	2	1	0	1	23	
32	Moore, Steve		2-3	0-0	0-0	2	1	3	1	4	0	0	2	1	18	
Team						2	3	5								
Totals			30-55	7-21	22-31	14	18	32	14	89	17	18	5	11	200	

FG % 1st Half: 16-33 48.5% 2nd half: 14-22 63.6% Game: 30-55 54.5% Deadball Rebounds 5  
 3FG % 1st Half: 4-12 33.3% 2nd half: 3-9 33.3% Game: 7-21 33.3%  
 FT % 1st Half: 3-4 75.0% 2nd half: 19-27 70.4% Game: 22-31 71.0%

**Baylor 88 • 17-2, 4-2 #3/3**

##	Player	f/g	Total		3-Ptr		Rebounds			PF	TP	A	TO	Blk	Stl	Min
			FG-FGA	FG-FGA	FT-FTA	Off	Def	Tot								
01	Jones III, Perry	f	4-7	0-0	0-0	0	4	4	1	8	1	3	0	0	29	
04	Acy, Quincy	f	8-13	0-0	2-2	3	6	9	4	18	1	2	2	2	31	
30	Miller, Quincy	f	12-17	1-1	4-5	4	0	4	2	29	0	4	2	0	31	
05	Heslip, Brady	g	4-9	2-6	0-0	0	0	0	4	10	2	1	0	0	25	
55	Jackson, Pierre	g	7-10	3-5	3-4	1	3	4	3	20	15	6	0	1	35	
00	Franklin, Gary		0-1	0-1	0-0	0	0	0	4	0	2	1	0	0	11	
14	Bello, Deuce		0-0	0-0	0-0	0	0	0	1	0	0	0	0	1	2	
22	Walton, A.J.		0-2	0-2	0-0	0	0	0	4	0	2	2	0	3	22	
34	Jefferson, Cory		0-1	0-0	0-0	1	0	1	2	0	0	0	0	0	3	
41	Jones, Anthony		1-3	1-1	0-0	1	1	2	0	3	0	0	1	0	11	
Team						1	1	2								
Totals			36-63	7-16	9-11	11	15	26	25	88	23	19	5	7	200	

FG % 1st Half: 15-29 51.7% 2nd half: 21-34 61.8% Game: 36-63 57.1% Deadball Rebounds 0  
 3FG % 1st Half: 1-4 25.0% 2nd half: 6-12 50.0% Game: 7-16 43.8%  
 FT % 1st Half: 4-4 100.0% 2nd half: 5-7 71.4% Game: 9-11 81.8%

Officials: R-Tom Eades, U1-Rodrick Dixon, U2-Kevin Mathis

Technical fouls: Missouri-None. Baylor-Team.

Attendance: 10617

Fouled Out: MU: #24 English 00:26

Score by periods	1st	2nd	Total
Missouri	39	50	89
Baylor	35	53	88

Points	In Paint	Off T/O	2nd Chance	Fast Break	Bench
MU	46	20	18	0	10
BU	52	22	11	2	3

Last FG - MU 2nd-03:07, BU 2nd-00:01.  
 Largest lead - MU by 12 2nd-05:07, BU by 3 1st-10:22.

Score tied - 6 times.  
 Lead changed - 8 times.

Official Basketball Box Score -- Game Totals -- Final Statistics  
**Texas vs Baylor**  
**03/05/11 8:05 p.m. at Ferrell Center; Waco, Texas**

**Texas 60 • 25-6,(13-3)**

##	Player		Total			3-Ptr			Rebounds			PF	TP	A	TO	Blk	Stl	Min
			FG-FGA	FG-FGA	FT-FTA	FG-FGA	FG-FGA	FT-FTA	Off	Def	Tot							
01	Johnson, Gary	f	5-14	0-1	5-6	4	4	8	2	15	1	2	0	0			30	
03	Hamilton, Jordan	f	6-17	2-7	0-0	2	7	9	2	14	2	0	0	2			36	
13	Thompson, Tristan	f	7-10	0-0	5-9	9	4	13	1	19	0	1	3	0			35	
04	Balbay, Dogus	g	0-0	0-0	0-0	0	0	0	2	0	0	0	0	0			9	
05	Joseph, Cory	g	3-11	0-4	0-1	1	2	3	1	6	2	2	0	0			32	
10	Lucas, Jai		0-2	0-1	0-0	0	0	0	1	0	0	0	0	1			10	
14	Brown, J'Covan		0-5	0-2	2-3	0	1	1	2	2	0	0	0	0			16	
20	Wangmene, Alexis		0-0	0-0	4-4	5	0	5	3	4	0	0	0	0			11	
21	Hill, Matt		0-0	0-0	0-4	0	3	3	2	0	2	2	0	0			21	
Team						2	0	2										
<b>Totals</b>			<b>21-59</b>	<b>2-15</b>	<b>16-27</b>	<b>23</b>	<b>21</b>	<b>44</b>	<b>16</b>	<b>60</b>	<b>7</b>	<b>7</b>	<b>3</b>	<b>3</b>			<b>200</b>	

FG % 1st Half:	9-30	30.0%	2nd half:	12-29	41.4%	Game:	21-59	35.6%	Deadball
3FG % 1st Half:	0-7	0.0%	2nd half:	2-8	25.0%	Game:	2-15	13.3%	Rebounds
FT % 1st Half:	3-8	37.5%	2nd half:	13-19	68.4%	Game:	16-27	59.3%	4

**Baylor 54 • 18-12,(7-9)**

##	Player		Total			3-Ptr			Rebounds			PF	TP	A	TO	Blk	Stl	Min
			FG-FGA	FG-FGA	FT-FTA	FG-FGA	FG-FGA	FT-FTA	Off	Def	Tot							
05	Jones III, Perry	f	2-6	0-0	5-6	1	10	11	3	9	2	5	2	0			34	
41	Jones, Anthony	f	3-7	1-2	0-0	0	2	2	1	7	1	0	0	0			32	
11	Morgan, J'mison	c	1-2	0-0	2-2	3	3	6	4	4	0	0	1	0			26	
22	Walton, A.J.	g	2-5	0-1	0-0	1	0	1	4	4	3	1	0	2			29	
24	Dunn, LaceDarius	g	8-19	3-11	3-4	0	3	3	3	22	2	3	0	0			38	
03	Ellis, Fred		1-3	0-1	0-0	1	0	1	0	2	0	1	0	1			11	
04	Acy, Quincy		3-5	0-0	0-1	0	1	1	5	6	0	1	1	0			19	
20	Love, Stargell		0-0	0-0	0-0	0	1	1	2	0	1	2	0	0			11	
Team						1	2	3										
<b>Totals</b>			<b>20-47</b>	<b>4-15</b>	<b>10-13</b>	<b>7</b>	<b>22</b>	<b>29</b>	<b>22</b>	<b>54</b>	<b>9</b>	<b>13</b>	<b>4</b>	<b>3</b>			<b>200</b>	

FG % 1st Half:	9-24	37.5%	2nd half:	11-23	47.8%	Game:	20-47	42.6%	Deadball
3FG % 1st Half:	1-6	16.7%	2nd half:	3-9	33.3%	Game:	4-15	26.7%	Rebounds
FT % 1st Half:	5-7	71.4%	2nd half:	5-6	83.3%	Game:	10-13	76.9%	2

Officials: R-Gary Maxwell, U1-Terry Davis, U2-Hal Lusk  
 Technical fouls: Texas-None. Baylor-None.  
 Attendance: 10627  
 Baylor site of ESPN College GameDay Driven by State Farm  
 LaceDarius Dunn has become the Big 12's alltime leading scorer.  
 Tonight's Attendance is the largest crowd in Ferrell Center history.  
 Fouled Out: BU: #04 Acey 3:05

Score by periods	1st	2nd	Total
Texas	21	39	<b>60</b>
Baylor	24	30	<b>54</b>

	In	Off	2nd	Fast	
Points	Paint	T/O	Chance	Break	Bench
UT	32	9	31	0	6
BU	22	8	6	6	8

Last FG - UT 2nd-01:27, BU 2nd-00:29.  
 Largest lead - UT by 8 1st-11:16, BU by 9 2nd-17:01.

Score tied - 7 times.  
 Lead changed - 5 times.

**Official Basketball Box Score -- Game Totals -- Final Statistics**  
**Baylor vs Texas**  
**02/12/11 3 p.m. at Frank Erwin Center; Austin, Texas**

**Baylor 60 • 16-8, 6-5**

#	Player	f	Total		3-Ptr	Rebounds			PF	TP	A	TO	Blk	Stl	Min
			FG-FGA	FG-FGA	FT-FTA	Off	Def	Tot							
05	Jones III, Perry	f	6-13	0-0	1-2	1	5	6	1	13	1	2	1	0	34
41	Jones, Anthony	f	2-5	1-3	0-0	1	4	5	1	5	0	0	0	2	32
11	Morgan, J'mison	c	1-2	0-0	0-0	0	2	2	3	2	0	0	2	1	8
22	Walton, A.J.	g	1-5	0-2	1-2	0	2	2	4	3	5	3	0	3	32
24	Dunn, LaceDarius	g	11-26	2-8	2-3	2	2	4	3	26	0	4	0	1	38
03	Ellis, Fred		2-5	0-0	1-1	1	4	5	5	5	1	1	0	0	19
04	Acy, Quincy		3-8	0-1	0-0	3	7	10	5	6	0	1	1	0	28
20	Love, Stargell		0-1	0-0	0-0	0	0	0	2	0	0	2	0	0	9
Team						2	1	3							
Totals			26-65	3-14	5-8	10	27	37	24	60	7	13	4	7	200

FG % 1st Half: 10-28	35.7%	2nd half: 16-37	43.2%	Game: 26-65	40.0%	Deadball Rebounds 1,1
3FG % 1st Half: 1-5	20.0%	2nd half: 2-9	22.2%	Game: 3-14	21.4%	
FT % 1st Half: 1-1	100.0%	2nd half: 4-7	57.1%	Game: 5-8	62.5%	

**Texas 69 • 22-3, 10-0**

#	Player	f	Total		3-Ptr	Rebounds			PF	TP	A	TO	Blk	Stl	Min
			FG-FGA	FG-FGA	FT-FTA	Off	Def	Tot							
01	Johnson, Gary	f	4-8	0-0	5-8	2	5	7	3	13	2	3	1	0	35
13	Thompson, Tristan	f	5-9	0-0	7-14	5	8	13	1	17	0	2	3	2	36
03	Hamilton, Jordan	g	7-14	1-5	2-3	1	6	7	3	17	0	3	1	0	38
04	Balbay, Dogus	g	0-3	0-0	0-1	0	4	4	4	0	2	0	1	1	23
05	Joseph, Cory	g	3-8	1-2	4-4	0	2	2	1	11	2	1	1	0	35
14	Brown, J'Covan		3-10	1-3	4-7	1	2	3	1	11	1	2	0	3	24
20	Wangmene, Alexis		0-0	0-0	0-0	1	1	2	2	0	0	2	1	0	8
21	Hill, Matt		0-0	0-0	0-0	0	0	0	0	0	0	0	0	0	1
Team						2	3	5							
Totals			22-52	3-10	22-37	12	31	43	15	69	7	13	8	6	200

FG % 1st Half: 16-30	53.3%	2nd half: 6-22	27.3%	Game: 22-52	42.3%	Deadball Rebounds 5
3FG % 1st Half: 3-5	60.0%	2nd half: 0-5	0.0%	Game: 3-10	30.0%	
FT % 1st Half: 3-6	50.0%	2nd half: 19-31	61.3%	Game: 22-37	59.5%	

Officials: R-Tom Eades, U1-Don Daily, U2-Randy Heimerman  
 Technical fouls: Baylor-TEAM. Texas-Thompson, Tristan.  
 Attendance: 16734  
 Sellout

Score by periods	1st	2nd	Total
Baylor	22	38	60
Texas	38	31	69

Points	In	Off	2nd	Fast	
BU	Paint	T/O	Chance	Break	Bench
UT	42	2	9	4	11
	26	20	16	6	11

Last FG - BU 2nd-02:06, UT 2nd-02:37.  
 Largest lead - BU None, UT by 19 1st-05:12.

Score tied - 1 time.  
 Lead changed - 0 times.



2011-12

18-2

BIG 12

5-2

AP

6

COACHES

7

RPI

3

BAYLOR VS. TEXAS | GAME 21  
Jan. 28, 2012 (Waco, Texas / Ferrell Center)

Baylor Broadcast Notes

Click/scan codes to view each player's complete bio at [BaylorBears.com](http://BaylorBears.com)

0		<b>Gary Franklin</b>							G ■ 6-2 ■ 195 ■ So. ■ Santa Ana, Calif.		
		MIN	PTS	REB	AST	FG%	3FG%	FT%	12 of 13 FGs this season are from 3-point range		
		SEA	12.3	3.2	0.9	1.0	37.1	38.7	—	Scored season-high 8 points in Dec. 23 win vs. West Virginia	
		B12	11.4	2.6	0.7	0.9	35.3	37.5	—	Transferred in January 2011 after playing 13 games as freshman at Cal	
CAR	19.3	5.8	1.0	1.5	31.4	31.9	44.4	Sat out spring 2011 semester and will sit out fall 2011 semester			
1		<b>Perry Jones III</b>							F ■ 6-11 ■ 235 ■ So. ■ Duncanville, Texas		
		MIN	PTS	REB	BLK	FG%	3FG%	FT%	Two-time Phillips 66 Big 12 Player of the Week		
		SEA	31.0	13.7	7.2	0.9	54.7	35.3	56.4	John R. Wooden Award Midseason Top 25	
		B12	30.0	14.2	7.8	1.0	55.9	25.0	43.8	Career-first 20-10 game Jan. 24 at Oklahoma (21 pts, 12 reb)	
CAR	33.0	13.8	7.2	0.9	54.8	29.6	64.2	Missed first 5 games (conclusion of 6-game NCAA suspension)			
3		<b>Fred Ellis</b>							F ■ 6-5 ■ 200 ■ Sr. ■ Sacramento, Calif.		
		MIN	PTS	REB	STL	FG%	3FG%	FT%	DNP in 10 of last 12 games		
		SEA	9.8	2.1	1.9	0.4	26.7	37.5	100.0	Scored season-high 7 points, grabbed 5 reb Nov. 13 vs. Jackson State	
		B12	4.0	—	3.0	—	—	—	—	Graduated from Baylor in December 2010, in graduate school	
CAR	9.9	2.2	1.9	0.3	36.2	28.4	77.0	First member of family to graduate from college			
4		<b>Quincy Acy</b>							F ■ 6-7 ■ 235 ■ Sr. ■ Mesquite, Texas		
		MIN	PTS	REB	BLK	STL	FG%	FT%	17th in BU history in scoring (1,159), 9th in rebounding (681)		
		SEA	28.9	12.7	6.8	2.4	1.1	58.4	76.2	51% of career FGs are dunks (219 of 432) / 438 points on dunks	
		B12	29.1	13.1	5.4	2.3	1.1	57.9	85.7	Ranks 2nd in school history in career FG pct (60.8)	
CAR	24.3	9.6	5.6	1.3	0.7	60.8	69.0	2nd in school history in career blocks (155)			
5		<b>Brady Heslip</b>							G ■ 6-2 ■ 180 ■ So. ■ Burlington, Ontario		
		MIN	PTS	REB	AST	FG%	3FG%	FT%	Big 12 Rookie of the Week (Dec. 26)		
		SEA	26.0	10.0	1.3	1.4	45.5	47.0	100.0	Leads Big 12 in 3FG made	
		B12	26.3	8.4	1.1	2.1	40.4	41.7	100.0	Has made at least 1 3FG in 19 of 20 games	
CAR	26.0	10.0	1.3	1.4	45.5	47.0	100.0	55 of his 65 FGM have been 3-point range			
11		<b>J'mison Morgan</b>							F/C ■ 6-11 ■ 250 ■ Sr. ■ Dallas, Texas		
		MIN	PTS	REB	BLK	STL	FG%	FT%	Projected to redshirt for 2011-12 season		
		SEA	—	—	—	—	—	—	—	Played in all 31 games, making 14 starts, in first season at Baylor	
		B12	—	—	—	—	—	—	—	Finished 2010-11 with 14 consecutive starts	
CAR	9.4	2.5	1.7	0.8	0.3	49.7	39.0	Posted 2+ blks in 11 games in 2010-11 (Baylor 8-3 in those gms)			
14		<b>Deuce Bello</b>							G ■ 6-4 ■ 185 ■ Fr. ■ Greensboro, N.C.		
		MIN	PTS	REB	AST	FG%	3FG%	FT%	Made 2012 debut at K-State (3 pts, 2 reb in 5 min)		
		SEA	11.1	4.1	2.4	0.5	47.8	20.0	53.6	13 of 22 FGM have been dunks	
		B12	7.3	1.8	1.5	0.5	66.7	—	75.0	Career-high 10 points — 4 dunks — in Nov. 29 win vs. Prairie View A&M	
CAR	11.1	4.1	2.4	0.5	47.8	20.0	53.6	Has had two dunks on SportsCenter Top 10 Plays (both No. 2)			
22		<b>A.J. Walton</b>							G ■ 6-1 ■ 185 ■ Jr. ■ Little Rock, Ark.		
		MIN	PTS	AST	STL	FG%	3FG%	FT%	Streak of 48 consecutive starts at PG snapped Jan. 21 vs. Missouri		
		SEA	20.2	3.9	3.5	1.6	35.3	20.0	74.3	Ranks 9th in school history with 142 career steals	
		B12	19.1	3.7	1.6	1.3	35.0	16.7	91.7	28 career 5+ assists games (Baylor 23-5)	
CAR	23.6	5.3	3.3	1.7	41.7	37.8	63.6	23 career games with 3+ steals			
30		<b>Quincy Miller</b>							F ■ 6-9 ■ 210 ■ Fr. ■ Chicago, Ill.		
		MIN	PTS	REB	AST	FG%	3FG%	FT%	Averaging 16.0 points in last 6 games		
		SEA	25.4	12.5	4.9	1.7	49.1	41.0	77.3	3+ assists in 4 games	
		B12	26.3	15.3	4.7	0.7	52.1	44.4	78.1	3 20-point games this season — CH 29 points Jan. 21 vs. Missouri	
CAR	25.4	12.5	4.9	1.7	49.1	41.0	77.3	Career-first double-double (17 points, 11 rebounds) vs. UTA (Nov. 23)			
34		<b>Cory Jefferson</b>							F ■ 6-9 ■ 210 ■ RSo. ■ Killeen, Texas		
		MIN	PTS	REB	BLK	FG%	3FG%	FT%	Has 2+ blocks in 10 games / at least 1 block in 13 games		
		SEA	12.5	4.5	3.2	1.6	58.1	—	62.1	Career-high 7 blocks vs. UTA (Nov. 23)	
		B12	8.0	2.4	1.1	0.7	72.7	—	33.3	Career-high 13 points with 9 rebounds, 3 blocks Nov. 13 vs. JSU	
CAR	8.5	2.9	2.2	0.9	52.9	—	64.3	Career-first double-double (10 pts, 10 reb) Nov. 11 vs. TSU			
41		<b>Anthony Jones</b>							F ■ 6-10 ■ 195 ■ Sr. ■ Houston, Texas		
		MIN	PTS	REB	STL	FG%	3FG%	FT%	Streak of 73 consecutive starts snapped Dec. 4 at Northwestern		
		SEA	17.3	5.6	3.5	0.9	44.7	30.8	53.3	Career-high 21 points, career-high 5 steals Nov. 22 vs. SCSU	
		B12	11.6	3.4	2.1	0.4	43.5	33.3	—	3rd career double-double Nov. 11 vs. TSU (11 pts, career-high 12 reb)	
CAR	21.9	5.9	3.9	0.6	44.4	33.5	71.3	26 career double-figure scoring games (BU 21-5 in such contests)			
55		<b>Pierre Jackson</b>							G ■ 5-10 ■ 180 ■ Jr. ■ Las Vegas, Nev.		
		MIN	PTS	REB	AST	FG%	3FG%	FT%	Finalist for 2012 Bob Cousy Award / Las Vegas Classic MVP		
		SEA	27.9	12.8	3.0	6.0	51.2	50.7	85.0	3 double-doubles / 20 pts, 15 ast vs. Missouri (Jan. 21)	
		B12	33.0	14.0	3.4	9.0	48.4	53.3	83.3	Made GW layup to beat Mississippi State (Dec. 28)	
CAR	27.9	12.8	3.0	6.0	51.2	50.7	85.0	Scored career-high 23 points in Dec. 23 win vs. West Virginia			

Head Coach: Scott Drew; Assistant Coaches: Jerome Tang, Grant McCasland, Paul Mills; Director of Operations: Tim Maloney

[BAYLORBears.com](http://BAYLORBears.com) / @BAYLORMBB