



2011-2012 BAYLOR BASKETBALL GAME NOTES

Chris Yandle, Associate Director of Athletic Communications • Office: (254) 710-3638 • Cell: (254) 652-9068
E-mail: christopher_yandle@baylor.edu • Twitter: @BaylorMBB • Facebook.com/BaylorAthletics • www.BaylorBears.com

GAME INFORMATION

Date / Time: Sun., March 25 / 1:20 p.m. CDT
Site: Atlanta, Ga. / Georgia Dome (35,000)
TV: CBS

Talent: Jim Nantz (play-by-play, Clark Kellogg (analyst), Tracy Wolfson (sideline reporter)
Radio: Baylor-IMG College / ESPN Central Texas
Talent: John Morris (play-by-play), Pat Nunley (analyst)
National Radio: Dial Global Sports
Talent: Ian Eagle (play-by-play), John Thompson (analyst)
Satellite Radio: Sirius 92 / XM 190 (national broadcast)
Live Stats: BaylorBears.com
Twitter Updates: twitter.com/BaylorMBB
Series: Kentucky leads, 6-0
Neutral Site: Kentucky leads, 2-0
First Meeting: Dec. 23, 1946 — UK, 72-34
Last Meeting: Dec. 8, 1979 — UK, 80-46
Drew vs. UK: 0-0

SCHEDULE / RESULTS

DATE	BU	OPP	OPPONENT	TV	RESULT
N11	12/12	—	TEXAS SOUTHERN		W 77-57
N13	12/12	—	JACKSON STATE		W 92-59
N15	11/12	r/vl-	SAN DIEGO STATE	ESPN	W 77-67
N22	9/10	—	SOUTH CAROLINA ST.		W 70-50
N23	9/10	—	UT ARLINGTON	FSSW	W 75-65
N29	7/8	—	PRAIRIE VIEW A&M	FSSW	W 90-54
D4	7/8	—	at Northwestern	BTN	W 69-41
D14	6/7	—	BETHUNE-COOKMAN	FSSW	W 69-42
D17	6/7	—	at BYU	BYUtv	W 86-83
D19	6/7	—	PAUL QUINN		W 95-43

Continental Tire Las Vegas Classic (Orleans Arena — Las Vegas, Nev.)
D22 6/7 — vs. Saint Mary's ESPN3 W 72-59
D23 6/7 — vs. West Virginia ESPN Wot 83-81

The Showcase (American Airlines Center — Dallas, Texas)
D28 6/7 15/14 vs. Mississippi State ESPN2 W 54-52
J2 4/5 r/vl- ■ TEXAS A&M ESPNU W 61-52
J7 4/5 — ■ at Texas Tech BIG 12 W 73-60
J10 4/4 18/18 ■ at Kansas State FSSW+ W 75-73
J14 4/4 — ■ OKLAHOMA STATE ESPN2 W 106-65
J16 3/3 7/7 ■ at Kansas ESPN L 74-92
J21 3/3 5/5 ■ MISSOURI ESPN L 88-89
J24 6/7 — ■ at Oklahoma BIG 12 W 77-65
J28 6/7 — ■ TEXAS CBS W 76-71
F1 6/6 — ■ at Texas A&M ESPN2 W 63-60
F4 6/6 — ■ at Oklahoma State BIG 12 W 64-60
F8 6/6 7/10 ■ KANSAS ESPN2 L 54-68
F11 6/6 4/4 ■ at Missouri BIG 12 L 57-72
F13 9/10 r/vrv ■ IOWA STATE ESPNU W 79-64
F18 9/10 — ■ KANSAS STATE BIG 12 L 56-57
F20 13/14 — ■ at Texas ESPN W 77-72
F25 13/14 — ■ OKLAHOMA BIG 12 W 70-60
F27 9/10 — ■ TEXAS TECH ESPNU W 77-48
M3 9/10 r/vrv ■ at Iowa State FSSW+ L 72-80

Big 12 Championship (Kansas City, Mo.)
M8 12/11 r/vrv vs. [5] Kansas State ESPN2 W 82-74
M9 12/11 3/3 vs. [1] Kansas BIG 12 W 81-72
M10 12/11 5/5 vs. [2] Missouri ESPN L 75-90

NCAA Championship, Second/Third Rounds (Albuquerque, N.M.)
M15 9/10 — vs. [14] South Dakota St. truTV W 68-60
M17 9/10 — vs. [11] Colorado TNT W 80-63

NCAA Championship, South Regional Semifinal (Atlanta, Ga.)
M23 9/10 — vs. [10] Xavier CBS W 75-70

NCAA Championship, South Regional Final (Atlanta, Ga.)
M25 9/10 1/1 vs. [1] Kentucky CBS 1:20 p.m.

Rankings: AP/USA TODAY

GAME 38

ATLANTA, GA. (GEORGIA DOME)



[3] BAYLOR BEARS (30-7)

Head Coach: Scott Drew (Butler, 1993)
Career Record: 177-134 (10th season), Record at BU: 157-123 (9th season)

[1] KENTUCKY WILDCATS (35-2)

Head Coach: John Calipari (Clarion, 1982)
Career Record: 544-154 (20th season), Record at UK: 99-14 (3rd season)

STORY LINES

- No. 3 seed (30-7) Baylor is one game away from making its first NCAA Final Four appearance in 62 seasons. Baylor will meet top-seeded Kentucky (35-2) in the NCAA South Regional final Sunday at 1:20 p.m. CDT on CBS.
- Sunday will be the seventh series meeting between Baylor and Kentucky — the Wildcats have won the previous six meetings.
- Baylor and Kentucky will be meeting in the NCAA tournament for just the second time. In 1948, Kentucky, led by Adolph Rupp, defeated Baylor 58-42 in the NCAA National Championship game at Madison Square Garden.
- Baylor has posted its first 30-win season in program history (previous record was 28 in 2009-10).
- Baylor is one five schools making at least its second NCAA Elite Eight appearance in the last three seasons.
- In the 2012 postseason, Baylor is 4-0 in its adidas adizero "Electricity" uniforms and 1-1 in its "Blackout" attire.
- Baylor's No. 3 seed is the South Region is tied for the highest NCAA tournament seed in program history. In 2010, Baylor was also a No. 3 seed in the South Region and advanced to the Elite Eight.
- 2012 is Baylor's fourth modern tournament era NCAA appearance (post-1950). Baylor's first three tournament appearances — 1946, 1948 and 1950 — were in an eight-team bracket.
- Baylor is 16-4 away from home this season. In the last five seasons under ninth-year head coach **Scott Drew**, Baylor has won 26 true road and 25 neutral-site games — a combined 51-37 record away from home.
- All seven of Baylor's losses this season came to teams in the NCAA Men's Basketball Championship field.
- Baylor is 9-8 all-time in the NCAA Championship, while **Scott Drew** is 6-2 as head coach.
- Baylor is 9-2 in games decided by 5 points or fewer this season — 8 of the 9 wins have been away from home.
- In the last four years, Baylor is 10-2 (.833) in three postseason appearances — the best record of any Big 12 Conference team during that time. Kansas is second with a 10-3 record (.769) in four NCAA appearances.
- Baylor has made at least one 3-point field goal in 656 consecutive games — the second-longest active streak in the Big 12.
- Junior **G Pierre Jackson** has a knack for making big play after big play. In his first season at Baylor, Jackson has been a part of eight go-ahead, game-tying or game-winning plays.
- Senior **F Quincy Acy** ranks 11th in school history with 1,338 points. He also ranks 3rd in career FG percentage (60.2), 2nd in career blocks (175) and 5th in career rebounding (820).
- This season, 46 percent (69 of 151) of Acy's FGM have been dunks, while in 138 career games, 49 percent (244 of 496) of Acy's career FGM have been dunks.



BAYLOR PROJECTED STARTING LINEUP



	G • 55 • JR	G • 5 • SO	F • 30 • FR	F • 4 • SR	F • 1 • SO
	Pierre Jackson	Brady Heslip	Quincy Miller	Quincy Acy	Perry Jones III
PTS	13.5	13.5	10.3	11.0	11.5
REB	2.9	2.9	1.3	4.9	7.2
AST	5.8	5.8	45.5	45.3	1.9
STL	1.8	1.8	45.6	81.6	56.7
	FG%	FG%	FT%	FG%	FT%
	49.4	49.4	69.1	69.1	69.1



Click to read the official Baylor Basketball Blog, Full Court Press





BAYLOR WEEKLY MEDIA PLANNER

19 MONMedia Availability
2 p.m.**20** TUE

No Media Availability

21 WEDNo Media Availability
Travel Day**22** THUSee Page 1
for Team Availability**23** FRINCAA Championship
South Regional
Semifinal
Baylor 75
Xavier 70Postgame
Press Conference**24** SATPlayer Interviews
2:55-3:25 p.m.Drew Interviews
3:25-3:55 p.m.Individual Presser
3:25-3:55 p.m.**25** SUNNCAA Championship
South Regional
vs. Kentucky
2:20 p.m. ETPostgame
Press Conference

BAYLOR MEDIA WEBSITE

An all-in-one-place media page is can be found at Baylor's website at: <http://www.BaylorBears.com/ot/bay-media.html>. Among the information available at the site are links and pdfs of statistics, game notes, quick facts and directions as well as photo/logo downloads and video FTP information.

BIG 12 TELECONFERENCE

In conjunction with the Big 12 Conference, Baylor head coach **Scott Drew** will participate in the league's weekly teleconference on selected Mondays during the season: ~~Dec. 12, Jan. 2, Jan. 9, Jan. 16, Jan. 23, Jan. 30, Feb. 6, Feb. 13, Feb. 20, Feb. 27, March 6~~ and ~~March 12~~ (postseason coaches only).

Media representatives wishing to participate in the teleconference should consult contact the league communications staff for further details.

A live audio stream of the teleconference can be heard at www.Big12Sports.com. A replay of the teleconference will be available after 4 p.m. CT the day of the teleconference.

WEEKLY INTERVIEWS

Head coach **Scott Drew** and Baylor players will be made available for interviews in person or by telephone on a regular basis during the season, at times to be announced.

All interviews with Baylor student-athletes must be coordinated through the Athletic Communications Office and requested with 24 hours advance notice.

Telephone interviews will be fulfilled at a time that does not interfere with the student-athlete's academic or practice schedule.

Please direct all interview requests to Associate Director **Chris Yandle** at christopher_yandle@baylor.edu.

PRACTICE COVERAGE

All Baylor practices are closed to the media and the public.

POSTGAME INTERVIEWS

Baylor University is committed to a policy of equal access for both male and female reporters and photographers.

The Baylor locker room is closed to the media. Coach **Drew** and player interviews will be conducted in the Ferrell Center's Media Center following the NCAA 10-minute cooling off period.

Media are asked to submit a list of player interview requests to **Chris Yandle** prior to the under-four media timeout in the second half.

The visiting SID will select the student-athletes to be interviewed in the postgame interview room.

BAYLOR VIDEO HIGHLIGHTS FTP SITE

Baylor provides broadcast-quality video of home game postgame highlights via FTP download. Contact Baylor Athletic Communications for more information.

SOCIAL MEDIA

In addition to following the most up-to-date information on Baylor's Official Athletics Site, www.BaylorBears.com, Baylor's official basketball blog — *Full Court Press* — offers behind-the-scenes insight into the Bears' basketball program.

Additionally, the Baylor Athletic Communication office runs the Official Twitter feeds for Baylor Athletics (@BaylorAthletics) and Baylor Basketball (@BaylorMBB).

QUICK HITS

- Baylor is 29-145 all-time against Top 25 teams, including a 12-51 mark in the **Scott Drew** era.
- Baylor is 0-4 all-time against teams ranked No. 1 nationally; Baylor is facing the No. 1 ranked team for the first time since Jan. 11, 1997 (lost 87-68 to 1/1 Kansas in Waco).
- Baylor is 8-66 all-time against Top 10 opponents.
- Baylor is one of five schools nationally that boast a bowl-winning football team and a men's basketball team in the Sweet 16. Florida, Michigan State, Ohio and North Carolina State are the others.
- Baylor has trailed at the half 10 times this season (Baylor is 4-6 in those contests).
- Since the start of the 2007-08 season, Baylor is 121-54 and has made three postseason appearances (2008 NCAA, 2009 NIT, 2010 NCAA) and posted four 20-win seasons (135 wins in first 11 seasons of Big 12 era).
- Baylor swept Oklahoma and Oklahoma State in the same season for the first time.
- Baylor swept Texas and Texas A&M in the same season for the first time since 1970-71 and swept Texas, Texas A&M and Texas Tech in the same season for the first time in program history.
- Six players earned a GPA of 3.0 or higher during the fall 2011 semester, earning Big 12 Commissioner's Honor Roll honors — **Deuce Bello**, **Fred Ellis**, **Gary Franklin**, **Brady Heslip**, **Logan Lowery** and **Jacob Neubert** (Dean's List). Baylor also posted its highest team semester GPA in program history.
- This year's senior class — **Quincy Acy**, **Fred Ellis** and **Anthony Jones** — has 100 career victories and is the winningest senior class in program history.
- **Scott Drew** is the first coach in program history to guide Baylor to four postseason appearances and only the second Baylor head coach to make three NCAA tournament appearances.
- Baylor is 64-22 — 63-20 in the **Drew** era — when ranked in the Associated Press Top 25, 57-17 when ranked in the USA TODAY/ESPN Coaches Top 25 and 55-16 all-time when ranked simultaneously in both polls.
- 4 of Baylor's 7 20-win seasons have come in the last 5 seasons — 2007-08 (21), 2008-09 (24), 2009-10 (28), 2011-12 (30).
- Baylor has been ranked for 51 weeks in program history — 48 of those weeks coming in the last 5 seasons.
- 7 of the Top 20 1,000-point scorers in program history hail from the **Scott Drew** era — all in the last 5 seasons.
- Baylor's frontline fivesome of senior F **Anthony Jones** (6-foot-10, wingspan: 7 feet, 2 inches), senior F **Quincy Acy** (6-foot-7, wingspan: 7 feet, 3 inches), sophomore F **Perry Jones III** (6-foot-11, wingspan: 7 feet, 2 inches), redshirt sophomore F **Cory Jefferson** (6-foot-9, wingspan: 7 feet) and freshman F **Quincy Miller** (6-foot-9, wingspan: 7 feet, 4 inches) has a combined wingspan of 35 feet, 11 inches (width of NCAA playing court is 50 feet).
- **Drew** is tied with Kansas' **Bill Self** as the second-longest tenured head coach in the Big 12 Conference. **Drew**, who is in his ninth season at Baylor in 2011-12, is second only to Texas' **Rick Barnes**, who is in his 14th season in Austin.

2011-2012 BAYLOR BASKETBALL ROSTER

NO.	NAME	POS	HT	WT	CL.-EXP.	HOMETOWN (LAST SCHOOL)
0	Gary Franklin	G	6-2	195	So.-TR	Santa Ana, Calif. (Cal)
1	Perry Jones III	F	6-11	235	So.-1L	Duncanville, Texas (Duncanville HS)
2	Jacob Neubert	F	6-5	200	Jr.-1L	Waco, Texas (Midway HS)
3	Fred Ellis	F	6-6	220	Sr.-3L	Sacramento, Calif. (Sacramento HS)
4	Quincy Acy	F	6-7	235	Sr.-3L	Mesquite, Texas (Horn HS)
5	Brady Heslip	G	6-2	180	So.-TR	Burlington, Ontario (Boston College)
11	J'mison Morgan	F/C	6-11	250	Sr.-1L	Dallas, Texas (UCLA)
14	Deuce Bello	G	6-4	185	Fr.-HS	Greensboro, N.C. (Westchester Country Day School)
20	Logan Lowery	F	6-6	185	So.-TR	Kingwood, Texas (Centenary)
22	A.J. Walton	G	6-1	185	Jr.-2L	Little Rock, Ark. (Hall HS)
30	Quincy Miller	F	6-9	210	Fr.-HS	Chicago, Ill. (Westchester Country Day (N.C.) School)
34	Cory Jefferson	F	6-9	210	RSo.-1L	Killeen, Texas (Killeen HS)
41	Anthony Jones	F	6-10	195	Sr.-3L	Houston, Texas (Yates HS)
55	Pierre Jackson	G	5-10	180	Jr.-JC	Las Vegas, Nev. (College of Southern Idaho)

COACHING & SUPPORT STAFF

Head Coach: Scott Drew (Butler, 1993), 10th season overall, 9th season at Baylor

Assistant Coaches: Jerome Tang (Charter Oak State, 2007), 9th season at Baylor; Grant McCasland (Baylor, 1999), 1st season at Baylor;

Paul Mills (Texas A&M, 1996), 9th season at Baylor

Director of Operations: Tim Maloney (Manhattanville, 1982), 3rd season at Baylor

Director of Video Operations: Jared Nuness (Valparaiso, 2001)

Video Coordinator: Sam Patterson (Baylor, 2008)

Strength & Conditioning Coach: Charlie Melton (Memphis, 1998)

Athletic Trainer: David Chandler (Baylor, 1985)

**BAYLOR NCAA CHAMPIONSHIP HISTORY**

SEVEN APPEARANCES: 9-8 Record

Two Final Fours, Two Elite Eights (modern era)

YEAR	OPPONENT	W/L	RESULT	ROUND	SITE	COACH
1946	Oklahoma State	L	29-44	West Regional, semifinal	Kansas City, Mo.	Bill Henderson
	Colorado	L	44-59	West Regional, third place	Kansas City, Mo.	Bill Henderson
1948	Washington	W	64-62	West Regional, semifinal	Kansas City, Mo.	Bill Henderson
	Kansas State	W	60-52	West Regional, final	Kansas City, Mo.	Bill Henderson
	Kentucky	L	42-58	National Championship	New York, N.Y.	Bill Henderson
1950	BYU	W	56-55	West Regional, semifinal	Kansas City, Mo.	Bill Henderson
	Bradley	L	66-68	West Regional, final	Kansas City, Mo.	Bill Henderson
	N.C. State	L	41-53	National Third Place	New York, N.Y.	Bill Henderson
1988 (8)	(9) Memphis	L	60-75	Midwest Regional, first round	South Bend, Ind.	Gene Iba
2008 (11)	(6) Purdue	L	79-60	West Regional, first round	Washington, D.C.	Scott Drew
2010 (3)	(14) Sam Houston State	W	68-59	South Regional, first round	New Orleans, La.	Scott Drew
	(11) Old Dominion	W	76-68	South Regional, second round	New Orleans, La.	Scott Drew
	(10) Saint Mary's	W	72-49	South Regional, semifinal	Houston, Texas	Scott Drew
	(3) Duke	L	71-78	South Regional, final	Houston, Texas	Scott Drew
2012 (3)	(14) South Dakota State	W	68-60	South Regional, second round	Albuquerque, N.M.	Scott Drew
	(11) Colorado	W	80-63	South Regional, third round	Albuquerque, N.M.	Scott Drew
	(10) Xavier	W	75-70	South Regional, semifinal	Atlanta, Ga.	Scott Drew

BAYLOR NCAA NOTES

- Baylor is 9-8 in seven NCAA Championship appearances (5-3 in modern tournament era)
- 2012 is Baylor's fourth NCAA berth in the modern tournament era (first three NCAA appearances in 1946, 1948 and 1950 were in an eight-team bracket).
- Baylor has played in two Final Fours (1948 and 1950) — when it was an eight-team bracket — and one national championship game (lost to Kentucky in 1948 title game).
- Nine Baylor opponents made the Field of 68 and Baylor was 10-7 in the regular season against the 2012 field — Texas (2-0), Iowa State (1-1), K-State (2-1), Missouri (0-3), Kansas (1-2), WVU (1-0), BYU (1-0), Saint Mary's (1-0), San Diego State (1-0).
- Baylor and Xavier met for the second time Friday; Baylor won 75-70.
- All seven of Baylor's losses this season came to teams in the NCAA Men's Basketball Championship field.
- Baylor's No. 3 seed in the South Region is tied for the highest NCAA tournament seed in program history. In 2010, Baylor was also a No. 3 seed in the South Region and advanced to the Elite Eight.

DREW IN THE NCAA CHAMPIONSHIP

- **Scott Drew** is no stranger to the NCAA Championship. Friday will be Drew's eighth NCAA tournament game as head coach (all at Baylor); he is 6-2 in eight tournament games as head coach.
- Drew was a major factor in Valparaiso's six NCAA appearances (1996, 1997, 1998, 1999, 2000, 2002) while an assistant on his father Homer's staff. Valpo gained fame for its Cinderella run to the 1998 Sweet Sixteen, highlighted by one of the famous shots in NCAA Championship history: a game-winning 3-pointer at the buzzer by Scott's younger brother **Bryce Drew** that beat Ole Miss in a first-round game in Oklahoma City.

BAYLOR IN THE NCAA CHAMPIONSHIP

- 2012 is Baylor's seventh NCAA Championship appearance and fourth NCAA berth in the modern tournament era (since 1950). Baylor's previous appearance came in 2010 when the Bears lost in the Elite Eight to eventual national champion Duke.
- Baylor played in three tournaments in a five-year span between 1946-1950 under head coach **Bill Henderson**, including Final Four appearances in 1948 and 1950.
- The 1947-48 squad lost to Kentucky (58-42) in the national title game at Madison Square Garden in New York.

FINAL FOURS, "MR. BILL" AND THE GOLDEN YEARS OF BAYLOR BASKETBALL

- The golden years of Baylor basketball came under the direction of the late **Bill Henderson**, the school's all-time winningest coach. "Mr. Bill," as he was affectionately known, led Baylor to its first three NCAA tournament appearances (in a five-year span from 1946-1950), two Final Fours and a national runner-up finish in 1948.
- Henderson coached for a collective 19 seasons and amassed a school-record 201 wins. He served as the president of the National Association of Basketball Coaches (NABC) and athletic director at Baylor. Henderson is a member of the Baylor Athletic Hall of Fame, the Texas Sports Hall of Fame and is the honorary coach of Baylor's All-Centennial Team.

NO SUCH THING AS A BAD LOSS

- All seven of Baylor's losses this season have come against teams in the 2012 NCAA Championship field — Jan. 16 at Kansas (74-92), Jan. 21 vs. Missouri (88-89), Feb. 8 vs. Kansas (54-68), Feb. 11 at Missouri (57-72), Feb. 18 vs. Kansas State (56-57), March 3 at Iowa State (72-80) and March 10 vs. Missouri (75-90).

ELITE STATUS

- Baylor is one of five schools to have made two or more Elite Eight appearances in the last three seasons. Baylor, Florida, North Carolina and Kansas have each made two Elite Eight trips in the last three seasons, while Kentucky is making its third straight.
- The Big 12 has had multiple Elite Eight Teams in four of the last five years. No other conference has had multiple teams as much during that span.
- Since 2002, the Big 12 has had 19 teams reach the Elite Eight — the most of any conference in the nation.
- In the last five years, the Big 12 has had nine Elite Eight teams — tied for the most among conferences.
- This year marks the first time in Big 12 history the conference has three 30-win teams
- The Big 12's three 30-win teams are the most of any conference. The next-closest leagues have one.
- Every team in the Big 12 has made the Sweet 16 at least once since 2000. No other conference can boast of every one of its current teams advancing to regional semifinals during that time.

INDIVIDUAL SEASON HONORS**QUINCY ACY**

USBWA All-District VII
All-Glue team (SI)
All-Big 12, second team (coaches, *Dallas Morning News*, *Fort Worth Star-Telegram*, *San Antonio Express-News*, *Waco Tribune-Herald*)
All-Big 12, honorable mention (AP)
Big 12 All-Defensive* (coaches)

DEUCE BELLO

Big 12 Commissioner's Honor Roll (fall 2011)

FRED ELLIS

Academic All-Big 12, first team
Big 12 Commissioner's Honor Roll (fall 2011)

GARY FRANKLIN

Big 12 Commissioner's Honor Roll (fall 2011)

BRADY HESLIP

Big 12 All-Tournament Team
Academic All-Big 12, second team
Big 12 Rookie of the Week (Dec. 26)
Big 12 Commissioner's Honor Roll (fall 2011)

PIERRE JACKSON

Bob Cousy Award Finalist
USBWA All-District VII
All-Big 12, first team (*ESPN.com*, *Fort Worth Star-Telegram*, *Kansas City Star*, *Waco Tribune-Herald*)
"Best Player in the Clutch" (*ESPN.com*)
All-Big 12, second team (AP, coaches, *Dallas Morning News*, *San Antonio Express-News*)
Big 12 All-Rookie* (coaches)
Big 12 Newcomer of the Year (*Waco Tribune-Herald*)
Big 12 Transfer of the Year (*ESPN.com*)
Big 12 Rookie of the Week (Jan. 16)
Big 12 Rookie of the Week (Feb. 6)
Big 12 Rookie of the Week (March 4)

PERRY JONES III

Naismith Trophy Midseason 30
Oscar Robertson Trophy Midseason Watch List
John R. Wooden Award Midseason Top 25
USBWA All-District VII
Big 12 All-Tournament Team
All-Big 12, second team (AP, *ESPN.com*, *Kansas City Star*)
All-Big 12, third team (coaches)
Big 12 Co-Player of the Week (Dec. 19)
Big 12 Co-Player of the Week (Jan. 16)

QUINCY MILLER

Big 12 Co-Freshman of the Year (coaches)
Big 12 Freshman of the Year (*Sporting News*)
All-Big 12, honorable mention (coaches)
Big 12 All-Rookie* (coaches)
Big 12 All-Freshman (*Waco Tribune-Herald*)

JACOB NEUBERT

Big 12 Commissioner's Honor Roll (fall 2011)

* — unanimous selection



QUICK FACTS

UNIVERSITY

Location: Waco, Texas
 Chartered: 1845, by the Republic of Texas
 Enrollment: 15,029
 President: Ken Starr
 FAR: Michael Rodgers, J.D.
 Sport Administrator: Nick Joos
 Conference: Big 12
 Nickname: Bears
 Mascots: Joy and Lady (live Black Bears)
 Colors: Green (PMS 560) & Gold (PMS 1235)
 Arena (capacity): Ferrell Center (10,284)

MEN'S BASKETBALL HISTORY

First Season: 1906-07
 All-Time Record: 1,192-1,288 (.480)
 Postseason Record: 13-12 (.520)
 NCAA Appearances: 7
 Final Fours: 2 (1948, 1950)
 Last NCAA Appearance: 2012
 NIT Appearances: 4
 Last NIT Appearance: 2009 (NIT finals)
 Conference Titles: 5

TEAM INFORMATION

2011-12 Record: 30-7
 Big 12 Record: 12-6
 Big 12 Finish: t3rd
 Top 25 Ranking: 9 (AP) / 10 (USA TODAY/ESPN)
 Roster Breakdown: 4 SR / 3 JR / 5 SO / 2 FR
 Lettermen R/L: 8/4
 Starters R/L: 4/1
 Newcomers: 6

MEN'S BASKETBALL STAFF

Head Coach: Scott Drew (Butler, 1993)
 Record at Baylor: 157-123 (9th season)
 Career Record: 177-134 (10th season)
 Assistant Coach: Jerome Tang
 Assistant Coach: Grant McCasland
 Assistant Coach: Paul Mills
 Director of Operations: Tim Maloney
 Video Operations: Jared Nuness
 Video Coordinator: Sam Patterson
 Athletic Trainer: David Chandler
 Strength/Conditioning: Charlie Melton

ATHLETIC COMMUNICATIONS

MBB Contact: Chris Yandle, Associate Director
 Office: 254-710-3638
 Cell: 254-652-9068
 E-mail: christopher_yandle@baylor.edu
 Twitter: @ChrisYandle
 Secondary Contact: Heath Nielsen, Assistant AD
 Office: 254-710-3538
 Cell: 254-709-4237
 E-mail: heath_nielsen@baylor.edu
 Twitter: @HeathNielsen

BAYLOR SOCIAL MEDIA

Official Athletics Twitter: @BaylorAthletics
 Official MBB Twitter: @BaylorMBB
 Facebook: Baylor Athletics
 Google+: Baylor Athletics

SERIES HISTORY

- Sunday will be the seventh series meeting between Baylor and Kentucky — the Wildcats have won the previous six meetings.
- Baylor and Kentucky will be meeting in the NCAA tournament for just the second time. In 1948, Kentucky, led by Adolph Rupp, defeated Baylor 58-42 in the NCAA National Championship game at Madison Square Garden. Seven days later during the 1948 Olympic Basketball Trials in New York City, Kentucky won 77-59.
- All six losses against Kentucky have been decided by double figures.
- Baylor is 60-127 all-time against current SEC member institutions.

TELEVISION COVERAGE

- Sunday's NCAA South Regional final against No. 1 seed Kentucky will be televised live at 1:20 p.m. CDT on CBS. **Jim Nantz** (play-by-play), **Clark Kellogg** (analyst) and **Tracy Wolfson** (sideline reporter) will serve as the CBS talent in Atlanta.
- Nantz and Kellogg also called Baylor's Sweet 16 win over Saint Mary's and its Elite Eight loss to Duke in the 2010 NCAA South Regional in Houston.

A BAYLOR POSTSEASON FIRST

- **Scott Drew** is the first head coach in program history to lead Baylor to four postseason appearances — 2008 NCAA, 2009 NIT, 2010 NCAA and 2012 NCAA. Drew is also only the second head coach in program history to lead Baylor to three NCAA postseason appearances (**Bill Henderson** led Baylor to 1946, 1948 and 1950 NCAA appearances).

BAYLOR 20-WIN SEASONS

- In the program's first 101 seasons, Baylor posted 20+ wins just three times — 1945-46 (25-5, NCAA West Regional), 1947-48 (24-8, NCAA Runner-Up) and 1987-88 (23-11, NCAA First Round). In the last five seasons, Baylor has four 20-win campaigns.
- With an 80-63 win March 17 over Colorado in the NCAA Championship third round, Baylor set the program record with its 29th win, breaking the previous record of 28 held by the 2009-10 Elite Eight team.

SEASON	RECORD	COACH	POSTSEASON
1945-46	25-5	Bill Henderson	NCAA West Regional
1947-48	24-8	Bill Henderson	NCAA Runner-Up
1987-88	23-11	Gene Iba	NCAA First Round
2007-08	21-11	Scott Drew	NCAA First Round
2008-09	24-15	Scott Drew	NIT Runner-Up
2009-10	28-8	Scott Drew	NCAA Elite Eight
2011-12	30-7	Scott Drew	NCAA Elite Eight

BAYLOR NCAA RECORDS FALL AGAINST COLORADO

- Baylor's 11 made 3-pointers set a new school record for NCAA Championship play (previous mark of 8 achieved four times).
- Sophomore **Brady Heslip** finished with a career-high 27 points, tying Baylor's single-game record for scoring in NCAA Championship play (**Curtis Jerrells** had 27 vs. Purdue in 2008).
- Heslip's 9 3-pointers and 12 3FGA set new Baylor single-game records in NCAA Championship play.
- Heslip has played a Baylor NCAA record 39 minutes in each of his first two NCAA Championship games.
- Junior **Pierre Jackson**'s 10 assists and 5 steals set a new Baylor's single-game NCAA Championship record.

#DOWNTOWNCANADIAN IN NATIONAL SPOTLIGHT

- Sophomore G **Brady Heslip** made quite a splash during Baylor's 80-63 win March 17 in the NCAA Championship third round against Colorado. Heslip poured in a career-high 27 points on 9-of-12 shooting from 3-point range. Heslip's 9 3-pointers are a career high and tied for the second-most in school history. The Burlington, Ontario, native finished one trey shy of matching **LaceDarius Dunn**'s single-game school record of 10 set in 2010 against Morgan State.
- Heslip's 9 3-pointers are tied for the fourth-most in a single game in NCAA tournament history, finishing two shy of the NCAA record of 11 held by Loyola Marymount's **Jeff Fryer** (1990 vs. Michigan, second round).
- Through three NCAA tournament games, Heslip is 15-of-25 from 3-point range; his 15 3FG lead the NCAA tournament field.
- Heslip has made at least one 3FG in 34 of 37 games this season and, at one point, owned a streak of 13 consecutive games with at least 1 trey. 99 of the Ontario native's 125 FGs this season have been from 3-point range.

BAYLOR IN THE RANKINGS

- Baylor is No. 9 in the final AP Top 25 — its highest final ranking in program history.
- Baylor is 25-7 all-time when ranked in the Top 10 — 21 of those wins have come this season.
- Baylor has been ranked in the Top 15 for a program-record 19 consecutive weeks.

	PRE	N14	N21	N28	D5	D12	D19	D26	J2	J9	J16	J23	J30	F6	F13	F20	F27	M5	M12
AP	12	11	9	7	6	6	6	6	4	4	3	6	6	6	9	13	9	12	9
COACHES	12	12	10	8	7	7	7	7	5	4	3	7	6	6	10	14	10	11	10

A BAYLOR WIN WOULD...

- Be the 10th NCAA tournament victory in program history, improving its all-time NCAA Championship record to 10-8.
- Advance Baylor to the Final Four for the third time in school history and the first time since 1950.
- Be its first against Kentucky in seven series meetings.
- Be **Scott Drew**'s seventh NCAA tournament victory as head coach.
- Increase its school-record win total to 31 victories.
- Be the 101st victory for Baylor's senior class — **Quincy Acy**, **Fred Ellis** and **Anthony Jones**.
- Be its 17th win away from home this season
- Be **Drew**'s 158th career win as Baylor head coach.



DREW NOW SECOND IN WINS AT BAYLOR

- Ninth-year head coach **Scott Drew** ranks second all-time in program history with 157 victories at Baylor. Drew is one of only three coaches in program history to amass 150 or more wins as Baylor head coach, joining **Ralph Wolf** (151) and **Bill Henderson** (201).

GAME RECORD-SETTER

- Senior **F Quincy Acy** continues to put his stamp on the Baylor career record books. Acy, the Baylor career leader in both career games played (138) and Big 12 games played (66), is tied with teammates **Anthony Jones** and **A.J. Walton** for the Baylor record with seven career NCAA tournament games played.

BAYLOR'S WINNINGEST SENIOR CLASS...AGAIN

- This year's senior class – **Quincy Acy**, **Fred Ellis** and **Anthony Jones** – has 100 career victories and is the winningest senior class in program history. Victory No. 100 was Baylor's 75-70 win over Xaver in the NCAA South Regional semifinal Friday in Atlanta.
- It is the fourth straight season that Baylor's seniors have broken the school record for career victories. In 2009, seniors **Curtis Jerrells**, **Kevin Rogers**, **Henry Dugat** and **Mamadou Diene** finished with 64 wins, leading Baylor to the 2009 NIT finals. In 2010, **Tweety Carter** and **Josh Lomers** won 88 games, concluding their careers with a 2010 NCAA Elite Eight appearance. In 2011, **LaceDarius Dunn** ended his career with 91 victories.

CONSECUTIVE GAMES WITH A MADE 3-POINT FIELD GOAL – 656

- Baylor has made at least one 3-point field goal in 656 consecutive games – the second-longest active streak in the Big 12 behind only Texas. Baylor has connected from 3-point range in every game since Feb. 21, 1990, in a win over Texas Tech.

ROAD – AND NEUTRAL – WARRIORS

- Baylor is 16-4 away from home this season. In the last five seasons under ninth-year head coach **Scott Drew**, Baylor has won 26 true road and 25 neutral-site games – a combined 51-37 record away from home.
- In Baylor's first 11 seasons in the Big 12, the Bears won a combined 28 games away from Waco (15 neutral and 13 true road).

BIG PLAYS COME IN 5'S

- Bob Cousy Award finalist **Pierre Jackson** has a knack for making big play after big play. In his first season at Baylor, Jackson has been a part of eight go-ahead, game-tying or game-winning plays:
 - He blocked BYU's 3-point attempt at the buzzer to clinch Baylor's 86-83 road win Dec. 17;
 - He hit a game-tying 3-pointer to force overtime Dec. 23 vs. West Virginia;
 - He hit the GW layup with 28 seconds remaining and grabbed a rebound as time expired Dec. 29 vs. Mississippi State;
 - He hit the go-ahead 3-pointer to put Baylor up for good Jan. 28 vs. Texas;
 - He hit the GW 3-pointer with 17 seconds remaining and sealed the game with two free throws Feb. 1 at Texas A&M;
 - He had the assist on **Quincy Acy's** go-ahead layup with 1:29 remaining Feb. 4 at Oklahoma State;
 - He hit the go-ahead 3-pointer to put Baylor up (6:04 mark) Feb. 20 at Texas (Horns never led again); and
 - He hit the go-ahead 3-pointer to put Baylor up (10:48 mark) for good Feb. 25 vs. Oklahoma.

DOUBLE DIGITS? NO PROBLEM

- Baylor has won five games in which it faced a double-digit deficit. In fact, all five Baylor wins have been away from home – Dec. 17 at BYU (trailed by 13, 2:29/1st half), Dec. 23 vs. West Virginia (trailed by 11, 9:02/1st half), at Jan. 10 at Kansas State (trailed by 10, 9:54/1st half), Feb. 20 at Texas (trailed by 12, 19:17/2nd half) and March 15 vs. South Dakota State (trailed by 12, 13:18/1st half).
- Baylor overcame a 10-point halftime deficit to win at Texas – its first win when trailing by 10 or more points at the half since Jan. 29, 2011. Baylor rebounded from a 14-point deficit to defeat Colorado 70-66 in Waco.

HALFTIME INDICATOR

- Baylor is 26-1 this season when leading at halftime, posting a 127-25 record in the **Scott Drew** era. Baylor's 80-72 loss March 3 at Iowa State snapped a nine-game Big 12 winning streak when leading at the half.
- Baylor is 4-6 this season when it trails at the half and has won back-to-back games when trailing at the half.

#BAYLORRISING

- Since **Scott Drew's** arrival in 2003, Baylor has achieved national success. In the last five seasons, Baylor has won 20+ games four times and has won more overall (133) and Big 12 games (48) than in Baylor's first 11 seasons in the Big 12 combined.

	OVERALL			BIG 12			WEEKS RANKED			POSTSEASON	
	W	L	PCT	W	L	PCT	AP	ESPN	TOT	NCAA	NIT
1996-2006	120	160	.429	41	119	.256	0	0	0	0	1
2006-PRESENT	134	70	.657	48	50	.490	45	41	48	3	1

THE ACY DUNK FACTOR

- Senior **F Quincy Acy** ranks third in school history with a career 60.2 field goal percentage. Acy, regarded as one of the nation's most ferocious dunkers, has recorded 244 career field goals via the dunk.
- This season, 46 percent (69 of 151) of Acy's FGM have been dunks, while in 138 career games, 49 percent (244 of 496) of Acy's career FGM have been dunks.

MISCELLANEOUS STATISTICS

Current Streak	Won 3
Current Home Streak	Won 2
Current Road/Neutral Streak	Won 3
Last Win	March 23, 2012, vs. Xavier (75-70)
Last Road Win	Feb. 20, 2012, at Texas (77-72)
Last Loss	March 10, 2012, vs. Missouri (75-90)
Last Road Loss	March 5, 2012, at Iowa State (72-80)

BAYLOR RECORD BY STARTING LINEUP

Walton (g), Heslip (g), Miller (f), Acy (f), Jones III (f)	11-1
Walton (g), Heslip (g), Jones (f), Miller (f), Acy (f)	4-0
Walton (g), Heslip (g), Jones (f), Jefferson (f), Acy (f)	1-0
Walton (g), Heslip (g), Jones (f), Acy (f), Jones III (f)	1-0
Jackson (g), Heslip (g), Jones (f), Acy (f), Jones III (f)	14-6

	2011-12		DREW Era
	All	B12	
Leading or tied at halftime	26-1	9-1	128-25
Trailing at halftime	4-6	3-5	29-98
Shoot 50 percent or higher	13-1	5-1	82-8
Shoot lower than 50 percent	17-6	7-5	75-115
Shoot higher pct than opponent	24-1	10-1	140-15
Shoot lower percentage than opp	6-6	2-5	17-106
Opp. shoot lower than 50 percent	29-2	11-2	150-59
Opp. shoot 50 percent or higher	1-4	1-3	7-63
Score fewer than 60 points	1-3	0-3	5-32
Score 60-plus points	29-4	12-3	152-91
Score 70-plus points	25-4	9-3	125-40
Score 80-plus points	9-1	1-1	66-7
Score 90-plus points	4-0	1-0	34-2
Score 100-plus points	1-0	1-0	10-0
Opp. score fewer than 50 points	3-0	1-0	13-1
Opp. score fewer than 60 points	11-1	2-1	55-4
Opp. score fewer than 70 points	22-2	9-2	109-27
Opp. score fewer than 80 points	28-3	12-3	146-19
Opp. score 80-plus points	2-4	0-3	11-44
Opp. score 90-plus points	0-2	0-1	2-14
More rebounds than opponent	23-3	9-2	112-31
Equal/fewer rebounds than opp.	7-4	3-4	45-92
40+ rebounds	9-2	3-1	54-13
Fewer than 40 rebounds	21-5	9-5	103-110
Fewer turnovers than opp.	15-2	5-2	82-41
Equal/more turnovers than opp.	15-5	7-4	75-82
Games decided by 5 or fewer pts	9-2	5-2	34-28
OT games	1-0	–	10-2
TV games	25-7	12-6	102-101
Games vs. ranked opponents	2-5	1-4	11-51
Games following a loss	5-2	3-2	51-63
Games following a win	24-5	8-4	95-58
More points in paint than opp.	20-5	9-5	109-40
Equal/fewer pts in paint than opp.	10-2	3-1	48-83
More points off TO than opp.	20-2	7-2	96-41
Equal/fewer pts off TO than opp.	10-5	5-4	61-82
More bench points than opp.	21-3	9-2	89-52
Equal/fewer bench points than opp.	9-4	3-4	68-71
More 2nd-chance points than opp.	15-3	4-2	85-46
Equal/fewer 2nd-ch. pts than opp.	15-4	8-4	72-77
Playing in November	6-0	–	36-6
Playing in December	7-0	–	38-12
Playing in January	6-2	6-2	33-39
Playing in February	6-3	6-3	27-44
Playing in March	5-2	0-1	23-21
Playing in April	–	–	0-1

SPECIALTY STATISTICS

(POT - Points off turnovers; PP - Points in the paint; 2nd - Second chance points; FAST - Fast break points; BP - Points off the bench)

	(Baylor-Opponent)				
Opponent	PP	POT	2nd	FAST	BP
Texas Southern	34-24	27-10	10-9	2-4	25-23
Jackson State	28-16	27-11	24-13	6-0	36-15
San Diego State	26-16	17-7	11-5	2-0	14-15
S.C. State	36-14	8-28	9-14	2-0	26-8
UT Arlington	30-26	23-24	21-10	2-4	28-23
Prairie View A&M	46-14	23-5	4-10	0-0	39-19
at Northwestern	46-12	23-11	3-9	14-0	25-8
Bethune-Cookman	42-16	27-10	11-8	8-0	32-10
at BYU	24-41	26-20	12-24	2-11	19-27
Paul Quinn	58-26	16-15	18-6	12-8	47-9
Saint Mary's	28-32	16-19	9-14	2-6	16-14
West Virginia	30-40	18-11	12-25	8-2	31-12
Mississippi State	24-30	7-18	6-10	2-10	16-8
Texas A&M	26-18	12-18	8-9	2-0	13-2
at Texas Tech	26-14	15-13	13-4	4-2	25-18
at Kansas State	36-32	30-26	8-12	18-7	15-13
Oklahoma State	36-24	20-19	21-7	2-4	42-23
at Kansas	34-48	14-15	8-17	5-6	16-5
Missouri	52-46	22-20	11-18	2-0	3-10
at Oklahoma	30-24	13-12	13-13	7-4	14-4
Texas	22-22	4-20	18-11	0-2	8-11
at Texas A&M	24-24	8-12	11-15	6-7	11-16
at Oklahoma State	28-24	22-14	15-12	4-0	7-0
Kansas	32-30	20-17	10-13	2-2	19-8
at Missouri	26-14	8-20	21-5	3-4	15-19
Iowa State	44-36	13-9	6-7	0-0	18-13
Kansas State	26-24	13-18	11-8	2-2	4-4
at Texas	16-30	11-16	13-19	3-4	8-20
Oklahoma	22-22	12-15	10-10	2-0	10-4
Texas Tech	36-24	30-15	6-6	4-0	27-16
Kansas State	44-38	18-22	15-13	15-9	11-12
Kansas	24-44	13-9	17-12	6-12	14-5
Missouri	34-36	11-24	8-19	6-8	21-22
South Dakota State	28-18	23-19	13-2	5-0	17-18
Colorado	32-34	13-11	16-7	14-2	16-20
Xavier	38-40	11-20	9-10	11-9	8-12
BAYLOR TOTAL	1,198	640	458	189	707
Baylor Average	32.4	17.3	12.4	5.11	19.1
OPP TOTAL	999	565	405	127	473
Opp Average	27.0	15.3	10.9	3.4	12.8

CLUTCH FREE THROWS

(Final 3 Minutes - Regulation & OT)

Player	FT-FTA	Pct.
Pierre Jackson	29-31	.935
Brady Heslip	19-21	.905
Perry Jones III	8-9	.889
Quincy Acy	25-31	.806
Quincy Miller	5-7	.714
A.J. Walton	5-7	.714
Anthony Jones	5-7	.714
Deuce Bello	3-6	.500
Cory Jefferson	1-2	.500
TEAM TOTAL	100-121	.826

#CLUTCH IN CLOSE GAMES

- Baylor entered the season with a sub-.500 record in games decided by 5 points or fewer in the **Scott Drew** era. This season, Baylor is 9-2 in such games with eight wins coming away from home.
- Six of the eight wins have been decided by 3 points or fewer – Dec. 17 at BYU (86-83), Dec. 23 vs. West Virginia (83-81, OT) in Las Vegas, Dec. 28 vs. No. 14 Mississippi State (54-52) in Dallas, Jan. 10 at No. 18 Kansas State (75-73) and Feb. 1 at Texas A&M (63-60).

#THECARDIACBEARS

- Baylor's 64-60 win Feb. 4 at Oklahoma State was the fifth time this season that the Bears made the game-tying, go-ahead or game-winning basket in the final 3 minutes of regulation or overtime.
- Four of those five belong to PG **Pierre Jackson**, who has five go-ahead, game-tying or game-winning plays to his credit this season. In Baylor's 83-80 OT win Dec. 23 vs. West Virginia, Jackson's 3-pointer with 27 seconds left in the second half tied the game and ultimately forced overtime. Five days later, Jackson provided the game-winning layup with 28 seconds left to give Baylor a 54-52 win Dec. 28 vs. Mississippi State.
- In Big 12 play, Jackson has drained both a go-ahead (Jan. 28 vs. Texas, 2:36 remaining) and a game-winning (Feb. 1 at Texas A&M, 17 seconds left) 3-pointer. **Quincy Acy's** layup (assist from Jackson) with 1:29 remaining in the second half put Baylor up for good en route to a 64-60 road win Feb. 4 at Oklahoma State.

#ELECTRICITY – BAYLOR SPORTS NEW ADIDAS POSTSEASON UNIFORM

- Baylor is one of three men's basketball programs that will wear the new adizero basketball uniform by adidas during postseason play. Baylor, Cincinnati and Louisville debuted their new uniforms during the respective conference tournaments. Baylor's light-color uniform is known as "Electricity" – PMS color 082A 809C.
- The new adizero uniforms feature a limited edition design and coloring created only for this season's NCAA tournament run. Each uniform's amplified school colors pay homage to the high intensity of March Madness and the electrifying play during the NCAA Division I Men's Basketball Championship.
- The new print uses a pixilated pattern instead of a traditional, heavier, solid pattern to shed weight and add speed. The print's camouflage design is inspired by teamwork and working together to attack the court as a group.
- The adidas adizero basketball uniform is the lightest uniform in program history – more than 20 percent lighter than previous uniforms. The uniforms are adidas' latest innovation to make athletes lighter so they can be faster and perform better.
- Building on Revolution 30 uniform technology, the jersey backs feature a ClimaCool zone which conducts heat away from the body through a combination of ventilation channels and materials that disperse heat for optimal moisture-wicking and breathability – keeping the jersey light even during sweating.
- To help reduce overall weight, player names and numbers are bonded, rather than stitched to the jersey. The short uses a 4-way stretch-woven material that works with the body's natural movement to increase mobility. The short liner was removed to eliminate unnecessary weight and provide a more comfortably, closer fit with compression base layers.

JACKSON, ACY HEADLINE BAYLOR'S BIG 12 POSTSEASON HONORS

- Senior **Quincy Acy** and junior **Pierre Jackson** were named to the 2012 Phillips 66 All-Big 12 second team and were among four Baylor players to earn conference honors. Baylor placed multiple players on the All-Big 12 second team for the second time in three seasons. In 2010, **Tweety Carter** and **Ekpe Udoh** picked up second-team honors.
- Acy, an honorable mention selection and Big 12 Co-Sixth Man in 2011, averaged 12.1 points, 7.2 rebounds and nearly 2.0 blocks in 31 regular-season games. Acy was also a unanimous selection by league's coaches for the Big 12 All-Defensive Team. The Mesquite, Texas, native also garnered second-team honors from *Dallas Morning News*, *Fort Worth Star-Telegram*, *San Antonio Express-News* and *Waco Tribune-Herald*.
- Jackson, a three-time Big 12 Rookie of the Week performer and Bob Cousy Award finalist, concluded the regular season with a career-high 35 points in Baylor's 80-72 loss March 3 at Iowa State. His 35 points were the most scored by a Baylor player since **LaceDarius Dunn's** 43 points Jan. 4, 2011, against Morgan State and the most in a Big 12 game since Dunn's 38 at Texas Tech in 2008. The Las Vegas native was one of Baylor's two Big 12 All-Rookie Team selections. He also earned first-team All-Big 12 honors from the *Kansas City Star*, *ESPN.com*, *Fort Worth Star-Telegram* and *Waco Tribune-Herald*. He was the *Waco Tribune-Herald's* Big 12 Newcomer of the Year, *ESPN.com's* Big 12 Transfer of the Year and also picked up second-team All-Big 12 honors from *Dallas Morning News* and *San Antonio Express-News*.
- Sophomore **Perry Jones III**, the Big 12 Preseason Player of the Year, earned third-team All-Big 12 honors from the league's coaches and second-team accolades from the *Kansas City Star*, AP and *Kansas City Star*.
- In addition to earning All-Big 12 honorable mention, **Quincy Miller** was named Big 12 Co-Freshman of the Year, sharing the honor with Le'Bryan Nash of Oklahoma State. Miller joined Jackson on the Big 12 All-Rookie Team.
- Miller is the first Baylor player to earn conference freshman of the year honors since 1995, when **Brian Skinner** was the Southwest Conference Freshman of the Year. A Baylor player has won a Big 12 specialty award in each of the last four seasons: 2009 Big 12 Co-Sixth Man Award (**LaceDarius Dunn**), 2010 Big 12 Newcomer of the Year (**Ekpe Udoh**) and 2011 Big 12 Co-Sixth Man Award (**Quincy Acy**).

WINNING BENCHMARKS

- With its 77-48 win Feb. 27 vs. Texas Tech, Baylor set a program record with its 12th conference victory of the season, besting the previous mark of 11 set four times (11-1 in 1945-46; 11-1 in 1947-48; 11-5 in 1987-88; and 11-5 in 2009-10).
- At 12-6, Baylor won 10 or more Big 12 games for only the second time in program history (11-5 in 2009-10). Baylor won 10 or more conference games for only the eighth time in program history.
- Baylor won a school-record-tying 25 regular-season games.
- Baylor's 30 wins this season are a school record, breaking the previous mark of 28 set by the 2009-10 Elite Eight team.

KEEPING IT UNDER 70

- Baylor has held 24 opponents to fewer than 70 points. Since the start of the 2007-08 season, Baylor is 76-11 when holding opponents below the 70-point mark. Baylor is 108-27 in the **Scott Drew** era when holding opponents to fewer than 70 points.
- In the last five seasons, Baylor is 28-7 in Big 12 games when holding opponents to fewer than 70 points.

**ANOTHER SEASON OF RECORD-SETTING ATTENDANCE**

- Baylor established program records for total home attendance (134,541) and per-game average (7,914) in 2011-12.
- It is the sixth straight year more than 100,000 have come through the Ferrell Center doors (only two such years in arena's first 18 seasons as Baylor's homecourt).
- **Scott Drew** coached teams own seven of the 10 best per-game season averages in Ferrell Center history, including each of the top five spots after this year's record average of 7,914.
- Baylor's per-game average of 7,914 was an increase of 920 over last season's mark of 6,994 set in 18 games.

ALL EYES ON ACY

- Known for his ferocious dunks, senior **F Quincy Acy** became the 25th 1,000-point scorer in Baylor history Dec. 14 against Bethune-Cookman ... on a free throw at the 3:58 mark in the second half. Acy is the seventh 1,000-point scorer in the **Scott Drew** era, joining **Aaron Bruce**, **Curtis Jerrells**, **Henry Dugat**, **Kevin Rogers**, **LaceDarius Dunn** and **Tweety Carter**.
- Acy is currently 11th in program history with 1,338 career points. The Mesquite, Texas, native trails **Darrell Hardy** (1,360) by 22 points for 10th.

BAYLOR CAREER SCORING LIST

PLAYER, SEASONS	PTS
1. LaceDarius Dunn, 2007-11	2,285
2. Terry Teagle, 1978-82	2,189
3. Micheal Williams, 1984-88	1,854
4. Curtis Jerrells, 2005-09	1,820
5. Brian Skinner, 1994-98	1,702
6. Darryl Middleton, 1984-88	1,677
7. Aundre Branch, 1991-95	1,666
8. Tweety Carter, 2006-10	1,437
9. Kevin Rogers, 2005-2009	1,371
10. Darrell Hardy, 1964-67	1,360
11. QUINCY ACY, 2008-PRES.	1,338

BAYLOR CAREER REBOUNDS LIST

PLAYER, SEASONS	REB
1. Brian Skinner, 1994-98	915
2. Jerry Mallett, 1955-57	877
3. Kevin Rogers, 2005-09	865
4. Darrell Hardy, 1965-67	836
5. QUINCY ACY, 2008-PRES.	820
6. Terry Teagle, 1979-82	805
7. Darryl Middleton, 1985-88	730
8. Doug Brandt, 1993-97	728
9. Tommy Bowman, 1968-70	695
10. Arthur Edwards, 1975-78	681

BAYLOR TO PLAY IN 2013 EA SPORTS MAUI INVITATIONAL

- Baylor is one of eight teams that will compete in the 2013 EA SPORTS™ Maui Invitational® hosted by Chaminade University at Maui's famed Lahaina Civic Center.
- Baylor joins Arkansas, Cal, Dayton, Gonzaga, Minnesota, Syracuse and host Chaminade as the schedule teams for the 30th edition of the nation's premier early-season college basketball tournament. Baylor is one of four 2013 Maui Invitational teams playing in the 2012 NCAA Championship.
- Baylor will be making its first trip to the island of Maui since 1987, when it finished sixth with a 1-2 record in Maui Classic. The 2013 field also features three previous Maui champions — Syracuse (1990, 1998), Dayton (2003) and Gonzaga (2009).
- The 29th annual EA SPORTS Maui Invitational will launch the college basketball season Nov. 19-21, 2012, with an eight-team field that includes Butler, Illinois, Marquette, Mississippi State, North Carolina, Texas, USC and Chaminade. In all, 93 schools representing 23 conferences and 29 states have competed in the EA SPORTS Maui Invitational, with Maui participants having won an astounding 62 of 73 NCAA championships and 58 of 73 national runner-up spots while comprising 239 of 292 Final Four teams.

21-FOR-22 GRADUATES IN DREW ERA

- 21 current of former players have graduated from Baylor in the **Scott Drew** Era: **Matt Sayman** (2004); **Robbie McKenzie** (2004); **Ryan Pryor** (2005); **Tommy Swanson** (2006); **Kevis Shipman** (2006); **Tim Bush** (2007); **Patrick Fields** (2007); **Richard Hurd** (2008); **Mark Shepherd** (2008); **Mamadou Diene** (2008); **Kevin Rogers** (2009); **Curtis Jerrells** (2009); **Henry Dugat** (2009); **David Wesley** (2009); **Delbert Simpson** (2009); **Tweety Carter** (2010); **Josh Lomers** (2010); **Aaron Bruce** (2010); **Fred Ellis** (2010); **Terry Black** (2011) and **Ekpe Udoh** (2011).

ANOTHER FORMIDABLE FRONT LINE

- For the third consecutive season, Baylor owns one of the nation's tallest, longest and athletic starting front lines.
- Baylor's frontline fivesome of senior **F Anthony Jones** (6-foot-10, wingspan: 7 feet, 2 inches), senior **F Quincy Acy** (6-foot-7, wingspan: 7 feet, 3 inches), sophomore **F Perry Jones III** (6-foot-11, wingspan: 7 feet, 2 inches), redshirt sophomore **F Cory Jefferson** (6-foot-9, wingspan: 7 feet) and freshman **F Quincy Miller** (6-foot-9, wingspan: 7 feet, 4 inches) has a combined wingspan of 35 feet, 11 inches (width of NCAA playing court is 50 feet).

BAYLOR HAULS IN TOP-10 SIGNING CLASS OF 2012

- Three Texas prep standouts — Arlington's **Isaiah Austin**, Houston's **Lynden "L.J." Rose** and Fort Worth's **Chad Rykhoek** — signed National Letters of Intent for 2012-13. Baylor's 2012 signing class is ranked No. 10 nationally by *Scout.com*, No. 11 by *CBSports.com* and No. 12 by both ESPN and *Rivals.com*.
- Headlining the top-10 recruiting class is Austin, a consensus top-5 and five-star recruit from Grace Preparatory Academy. He is ranked the No. 3 overall prospect in the Class of 2012 by ESPN and *247Sports.com*, No. 4 by *MaxPreps.com* and No. 5 by both *Rivals.com* and *Scout.com*.
- Rose, named to the 2010 USA Youth Olympic Games team, participated in the USA Men's Developmental National Team's training in 2010 and was also named to the 2009 USA Basketball Men's U16 National Team. The third and final piece to Baylor's top-10 recruiting class of 2012 is Rykhoek (pronounced RY-cook), who is a 6-foot-11, 220-pound power forward out of Fort Worth (Texas) Christian.

BAYLOR VS. SWEET 16**SOUTH REGION — 1-7**

	RECORD	LAST GAME
Indiana	0-1	D13, 1980
Kentucky	0-6	D8, 1979
Xavier	1-0	N29, 2009

WEST REGION — 2-1

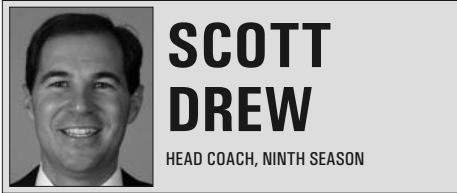
	RECORD	LAST GAME
Florida	1-0	D30, 1981
Louisville	—	
Marquette	1-1	D11, 1999
Michigan State	—	

EAST REGION — 1-1

	RECORD	LAST GAME
Cincinnati	1-0	D21, 1946
Ohio State	—	
Syracuse	0-1	D16, 2006
Wisconsin	—	

MIDWEST REGION — 3-19

	RECORD	LAST GAME
Kansas	3-18	M9, 2012
North Carolina	—	
North Carolina State	0-1	M28, 1950
Ohio	—	



SCOTT DREW

HEAD COACH, NINTH SEASON

THE DREW FILE

PERSONAL

Birthdate: Oct. 23, 1970

Birthplace: Kansas City, Mo.

Family: Wife, Kelly; daughter Mackenzie, sons Peyton and Brody

EDUCATION

College: Butler, 1993; Valparaiso, 1994 (Master's)

COACHING EXPERIENCE

1993-01 Valparaiso (assistant coach)

2001-02 Valparaiso (associate head coach)

2002-03 Valparaiso (head coach)

2003- Baylor (head coach)

THE DREW WORKSHEET

YEAR	SCHOOL	RECORD	
		OVERALL	CONF.
2002-03	Valparaiso	20-11	12-2
2003-04	Baylor	8-21	3-13
2004-05	Baylor	9-19	1-15
2005-06†	Baylor	4-13	4-12
2006-07	Baylor	15-16	4-12
2007-08	Baylor	21-11	9-7
2008-09	Baylor	24-15	5-11
2009-10	Baylor	28-8	11-5
2010-11	Baylor	18-13	7-9
2011-12	Baylor	30-7	12-6
TOTALS	10 seasons	177-134	68-92
	Baylor totals	157-123	56-90

† Baylor played no non-conference schedule due to NCAA sanctions.

DREW VS. 2011-12 OPPONENTS

OPPONENT	CAREER	BAYLOR
Bethune-Cookman	2-0	2-0
BYU	1-0	1-0
Colorado	6-5	6-5
Iowa State	5-6	5-6
Jackson State	5-0	5-0
Kansas	2-10	2-10
Kansas State	5-7	5-7
Kentucky	0-0	0-0
Mississippi State	1-0	1-0
Missouri	4-10	4-10
Northwestern	1-0	1-0
Oklahoma	5-14	5-14
Oklahoma State	7-11	7-11
Prairie View A&M	6-0	6-0
Saint Mary's	2-0	2-0
San Diego State	2-0	2-0
South Carolina State	1-0	1-0
South Dakota State	1-0	1-0
Texas	6-15	6-15
Texas A&M	9-9	9-9
Texas Southern	4-0	4-0
Texas Tech	10-8	10-8
UT Arlington	3-0	3-0
West Virginia	1-0	1-0
Xavier	2-0	2-0
TOTAL	177-133	157-122


 Click / scan to view **Scott Drew's** complete bio at BaylorBears.com

A TRADITION OF EXCELLENCE ON THE FIELD

- In the Big 12's 16-year history, Baylor has won a combined 44 regular-season and tournament conference championships in eight sports; 15 more than it won in 81 years of Southwest Conference membership. Baylor's 44 all-time Big 12 titles ranks fifth overall (and No. 4 among the current 10-school league line-up behind Texas, Texas A&M and Oklahoma).
- Over the last nine academic years (2003-04 thru 2011-12), Baylor has won a combined 35 Big 12 regular-season and tournament championships in six sports, which ranks third behind Texas (60) and Texas A&M (43) in that period, and ahead of Oklahoma State (30), Nebraska (29) and Oklahoma (28).
- In that same span, Baylor has won two NCAA team championships (2004 men's tennis and 2005 women's basketball) and 13 individual NCAA titles, while registering seven of its 10 highest finishes in the Learfield Directors' Cup all-sports standings.
- Seventeen of Baylor's 19 sports' teams have made at least one postseason appearance over the last eight years with men's basketball reaching the 2009-10 Elite 8; women's basketball advancing to a pair of Final Fours (2004-05 national champions and 2009-10), baseball making the 2005 College World Series, softball advancing to the 2007 and 2011 (fourth-place) Women's College World Series, men's tennis advancing to nine consecutive Elite 8's (including the 2004 NCAA team championship, which started a run of four straight Final Four appearances) and women's tennis's five Elite 8's which includes a pair of Final Four appearances in 2008 and 2011.
- Prominent Baylor athletes include 2011 Heisman Trophy winner Robert Griffin III; Olympic gold medalists Michael Johnson and Jeremy Wariner; Mike Singletary, NFL Hall of Famer; Ted Lyons, MLB Hall of Famer; Sophia Young, WNBA star; 2007 NBA Finals participants David Wesley and Melvin Hunt; 2007 NFL Super Bowl XLI participants Fred Miller and Justin Snow; Current MLB players include David Murphy and Kelly Shoppach.

A TRADITION OF EXCELLENCE OFF THE FIELD

- The combined GPA of all 400+ Baylor student-athletes during the fall 2011 semester was a 3.16, a school-record for any term and the seventh consecutive semester their cumulative GPA topped the 3.0 mark. All-told, Baylor had a program-record 130 student-athletes on the fall 2011 Dean's List, which is awarded to Baylor students with a 3.7 GPA, enrolled in at least 12 hours and make no grade lower than a C. In addition, 24 student-athletes earned their Baylor degrees during December 2011 ceremonies, 23 of whom earned bachelor's degrees.
- Fifteen of Baylor's 19 varsity teams registered a fall 2011 term cumulative grade-point average of at least a 3.00, led by women's soccer's all-time semester best 3.56 mark.

ABOUT BAYLOR UNIVERSITY

- Baylor University is a private Christian university and a nationally ranked research institution, characterized as having "high research activity" by the Carnegie Foundation for the Advancement of Teaching. The university provides a vibrant campus community for approximately 15,000 students by blending interdisciplinary research with an international reputation for educational excellence and a faculty commitment to teaching and scholarship. Chartered in 1845 by the Republic of Texas through the efforts of Baptist pioneers, Baylor is the oldest continually operating university in Texas. Located in Waco, Baylor welcomes students from all 50 states and more than 80 countries to study a broad range of degrees among its 11 nationally recognized academic divisions. Baylor sponsors 19 varsity athletic teams and is a founding member of the Big 12 Conference.

2011-12 BAYLOR ATHLETIC HIGHLIGHTS

- With the winter sports season heading toward the finish line and the spring sports seasons in the early stages, the 2011-12 academic year may go down as the finest in Baylor Athletics history. Consider the following ...
- Thru games of March 18, 2012, Baylor is a combined 173-57-3 (.749) in 10 team sports (football, men's basketball, women's basketball, baseball, softball, women's soccer, volleyball, men's tennis, women's tennis and equestrian), and from Nov. 1 thru Jan. 21 its football, men's basketball and women's basketball teams went a combined 40-0 before the men's hoops squad ended the streak with a 1-point homecourt loss to then-No. 3 Missouri.
- Baylor's men's and women's basketball teams are a combined 64-7 (.901) on the season and both teams have established program records for single-season victories. Among NCAA Division I programs, Baylor's 64 combined victories ranks first ahead of Kentucky (60), Notre Dame, Ohio State and Stanford (54).
- Every Baylor team has qualified for the postseason heading into the spring for the first time in school history.
- Baylor football went 10-3, won the Alamo Bowl, produced its first Heisman Trophy winner in quarterback Robert Griffin III, and was ranked No. 12 in the season-ending poll.
- Baylor men's basketball heads into the 2012 NCAA Tournament as the No. 3 in the South Regional with a 27-7 record, a national ranking of No. 11 and a runner-up finish in the 2012 Phillips 66 Big 12 Championship after third-place finish in the regular season race.
- Baylor Lady Bear basketball is 34-0 after sweeping the Big 12 regular-season and tournament crowns, and has been the nation's No. 1 ranked team from the start of the 2011-12 season.
- Baylor volleyball (18-15) and women's soccer (15-4-3) each earned 2011 NCAA Tournament bids, with the soccer team reaching the second round for the first time in school history.
- Baylor baseball stands 11-6 on the young season and was ranked 25th in the latest poll, while the softball team was 16-5 overall and 15th nationally and the equestrian team (10-4) is ranked sixth nationally. BU's women's tennis team is off to a 12-4 start and is ranked 12th nationally, while its men's team is 8-5 and ranked 38th.
- In addition, the women's track team placed 16th at the 2012 NCAA Indoor Championships, while the men were 35th; and the women's golf team is ranked 19th and the men's golf team is 29th nationally through the early going.

BAYLOR BASKETBALL ON THE RADIO

- Baylor basketball is aired live via the Baylor-IMG College Radio Network on ESPN Central Texas and flagship station 1660AM ESPN Radio (KRZI) in Waco and worldwide on Sirius XM Radio. All games are broadcast by the "Voice of the Bears" **John Morris** and former Baylor basketball standout **Pat Nunley**. Morris is in his 25th year doing Baylor broadcasts, while Nunley is in his 30th season as color analyst.



LAST TIME

BAYLOR

THE LAST TIME A BAYLOR TEAM...

Scored 100 Points	106 vs. Oklahoma State (1/14/12)
Scored 90 Points	106 vs. Oklahoma State (1/14/12)
Scored Fewer than 60 Points	56 vs. Kansas State (2/18/12)
Scored Fewer than 50 Points	45 at Nebraska (2/4/06)
Won by 30 Points	41 vs. Oklahoma State (1/14/12)
Shot 65 pct from floor	65.2 (45-69) vs. Prairie View A&M (12/5/95)
Shot 60 pct from floor	60.0 (33-55) vs. Iowa State (2/13/12)
Shot less than 35 pct from floor	34.5 (19-55) vs. Mississippi State (12/28/11)
Shot 50 pct from 3FG	55.0 (11-20) vs. Colorado (3/17/12) ³
Shot less than 35 pct from 3FG	26.3 (5-19) vs. Missouri (3/10/12) ¹
Made 10 3-point field goals	11 vs. Colorado (3/17/12) ³
Shot 75 pct from FT line	85.7 (12-14) vs. Xavier (3/23/12) ³
Shot less than 50 pct from FT line	46.7 (7-15) vs. Bethune Cookman (12/14/11)
Had 50 Rebounds	51 vs. Paul Quinn (12/19/11)
Had 20 Offensive Rebounds	21 vs. Washington State (12/23/10)
Had 20 Assists	21 vs. Xavier (3/23/12) ³
Had 20 Turnovers	23 vs. UT Arlington (11/23/11)
Had fewer than 10 Turnovers	9 vs. Kansas (3/9/12) ¹
Had 10 Steals	11 vs. Kansas (2/8/12)
Had 10 Blocked Shots	11 vs. Paul Quinn (12/19/11)
Had two 20-point scorers	Pierre Jackson (25), Quincy Acy (22) at Texas (2/20/12)
Had seven double-figure scorers	vs. Missouri (3/11-8)
Had six double-figure scorers	vs. Kansas (3/9/12) ¹
Had five double-figure scorers	vs. Prairie View A&M (11/29/11)
Had four double-figure scorers	vs. Xavier (3/23/12) ³
Had no players score in double figures	vs. Texas A&M (3/5/08)
Had two double-figure rebounders	Perry Jones III (11), Quincy Acy (10) vs. Missouri (3/10/12)
Scored 50-plus points in first half	51 vs. UT Arlington (12/20/09)
Scored 50-plus points in second half	51 at Texas (2/20/12)
Scored 20 points or fewer in 1st half	18 at Kansas State (1/24/11)
Scored 20 points or fewer in 2nd half	20 vs. Mississippi State (12/28/11)
Failed to make 3FG	vs. Texas Tech, 0-8 (2/20/90)
Defeated a ranked team	54-52 vs. 15/14 Mississippi State (12/28/11)
Lost to a ranked team	75-90 to 5/5 Missouri (3/10/12) ¹
Won an OT game	83-81 vs. West Virginia (12/23/11)
Lost an OT game	84-91 (2ot) to Colorado (3/13/08) ¹
Won a 2OT game	87-82 vs. Colorado State (11/14/06)
Lost a 2OT game	84-91 to Colorado (3/13/08) ¹
Won a 3OT game	never
Lost a 3OT game	93-97 at SMU (1/9/88)
Won a 4OT game	96-95 vs. North Texas (12/17/88)
Lost a 4OT game	never
Won a 5OT game	116-110 at Texas A&M (1/23/08)
Lost a 5OT game	never

THE LAST TIME A BAYLOR INDIVIDUAL...

Recorded a Triple-Double (Pts/Reb/Ast)	Curtis Jerrells (17/11/10 ast) vs. Hartford (12/22/08)
Recorded a Triple-Double (Pts/Reb/Blk)	Ekpe Udoh (18/17/10) vs. Morgan State (1/6/10)
Recorded a Double-Double (Pts/Reb)	Quincy Acy (20/15) vs. Xavier (3/23/12) ³
Recorded a Double-Double (Pts/Ast)	Pierre Jackson (16/10) vs. Xavier (3/23/12) ³
Had a 20/10 Performance (Pts/Reb)	Quincy Acy (22/16) at Texas (2/20/12)
Scored 30 Points	Perry Jones III (31) vs. Kansas State (3/8/12) ¹
Scored 30 Points in a Big 12 game	Pierre Jackson (35) at Iowa State (3/3/12)
Scored 20 Points	Quincy Acy (20) vs. Xavier (3/23/12) ³
Scored 20 Points in a Big 12 game	Pierre Jackson (35) at Iowa State (3/3/12)
Had 20 Rebounds	Ekpe Udoh (20) at South Carolina (1/2/10)
Had 15 Rebounds	Quincy Acy (15) vs. Xavier (3/23/12) ³
Had 10 Assists	Pierre Jackson (10) vs. Xavier (3/23/12) ³
Had 5 Steals	Pierre Jackson (5) vs. Colorado (3/17/12) ³
Had 5 Blocked Shots	Quincy Acy (6) at Northwestern (12/4/11)

OPPONENT

THE LAST TIME A BAYLOR OPPONENT...

Scored 100 Points	100 by Kansas (2/9/08)
Scored 90 Points	90 by Missouri (3/10/12) ¹
Scored Fewer than 60 Points	48 by Texas Tech (2/27/12)
Scored Fewer than 50 Points	48 by Texas Tech (2/27/12)
Won by 30 Points	40 by Oklahoma (1/20/07)
Shot 65 pct from floor	66.1 (39-59) by Oklahoma (2/26/05)
Shot 60 pct from floor	63.4 (26-41) by Texas A&M (3/5/05)
Shot less than 35 pct from floor	28.6 (18-63) by Texas A&M (1/2/12)
Shot 50 pct from 3FG	50.0 (14-28) by Missouri (2/11/12)
Shot less than 35 pct from 3FG	20.0 (3-15) by Xavier (3/23/12) ³
Made 10 3-point field goals	14 by Missouri (2/11/12)
Shot 75 pct from FT line	82.4 (14-17) by Oklahoma (2/25/12)
Shot less than 50 pct from FT line	33.3 (2-6) by Kansas State (2/18/12)
Had 50 Rebounds	62 by Wake Forest (11/30/08)
Had fewer than 20 Rebounds	15 by Jackson State (11/18/10)
Had 20 Offensive Rebounds	23 by Texas (2/20/12)
Had 20 Assists	21 by Kansas (1/16/12)
Had 20 Turnovers	8 by Missouri (3/10/12) ¹
Had fewer than 10 Turnovers	8 by Missouri (2/11/12)
Had 10 Steals	10 by Texas Tech (2/27/12)
Had 10 Blocked Shots	10 by Colorado (1/18/06)
Had no Blocked Shots	by Saint Mary's (12/22/11)
Had two 20-point scorers	Tyshawn Taylor (28), Thomas Robinson (27) of Kansas (1/16/12)
Had five double-figure scorers	by Missouri (3/10/12) ¹
Had two double-figure rebounders	Thomas Robinson (14), Jeff Withey (10) of Kansas (1/16/12)
Scored 50-plus points in 1st half	58 by Oklahoma (1/24/09)
Scored 50-plus points in 2nd half	50 by Missouri (1/21/12)
Scored 20 points or fewer in 1st half	15 by Texas Tech (2/27/12)
Scored 20 points or fewer in 2nd half	19 by Mississippi State (12/28/11)
Failed to make 3FG	by Oklahoma, 0-12 (2/25/12)

THE LAST TIME AN OPPONENT INDIVIDUAL...

Had a 20/10 Performance (Pts/Reb)	Jordan Henriquez (22/14) of Kansas State (3/8/12) ¹
Scored 30 Points	J'Covan Brown (32) of Texas (2/20/12)
Scored 20 Points	Tu Holloway (22) of Xavier (3/23/12) ³
Had 20 Rebounds	Jamahl Mosley (20) of Colorado (3/8/01) ¹
Had 15 Rebounds	Kevin Jones (17) of West Virginia (12/23/11)
Had 10 Assists	Carl Blair (11) of Oklahoma (3/9/11) ¹
Had 5 Steals	Phil Pressey (6) of Missouri (1/21/12)
Had 5 Blocked Shots	Marcus King-Stockton (5) of Colorado (M13, 2008) ¹

1 – Big 12 Championship

2 – NIT

3 – NCAA Division I Men's Basketball Championship

SEASON SUPERLATIVES

TEAM GAME HIGHS/LOWS, BAYLOR

POINTS	High	106	Oklahoma State (1/14/12)
	Low	54	vs. Mississippi State (12/28/11)
		54	Kansas (2/8/12)
POINTS (HALF)	High	60 (2nd)	Oklahoma State (1/14/12)
	Low	20 (2nd)	vs. Mississippi State (12/28/11)
FG MADE	High	38	Paul Quinn (12/19/11)
	Low	19	vs. Mississippi State (12/28/11)
FG ATTEMPTS	High	68	Oklahoma State (1/14/12)
	Low	47	at Texas Tech (1/7/12)
		47	Texas (1/28/12)
FG PERCENTAGE	High	.604 (29-48)	at Northwestern (12/4/11)
	Low	.345 (19-55)	vs. Mississippi State (12/28/11)
3PT FG MADE	High	15	Oklahoma State (1/14/12)
	Low	2	Texas A&M (1/2/12)
		2	Kansas (2/8/12)
3PT FG ATTEMPTS	High	28	Oklahoma State (1/14/12)
	Low	8	Kansas (2/8/12)
3PT FG PERCENTAGE	High	.545 (6-11)	Bethune-Cookman (12/14/11)
	Low	.167 (2-12)	Texas A&M (1/2/12)
FT MADE	High	30	Prairie View A&M (11/29/11)
	Low	7	at Northwestern (12/4/11)
		7	Bethune-Cookman (12/14/11)
FT ATTEMPTS	High	37	Prairie View A&M (11/29/11)
	Low	37	Jackson State (11/13/11)
		8	Iowa State (2/13/12)
FT PERCENTAGE	High	.875 (7-8)	Iowa State (2/13/12)
	Low	.467 (7-15)	Bethune-Cookman (12/14/11)
REBOUNDS	High	51	Paul Quinn (12/19/11)
	Low	24	at Kansas (01/16/12)
ASSISTS	High	25	Oklahoma State (1/14/12)
	Low	6	at Oklahoma State (2/4/12)
STEALS	High	13	at Kansas State (1/10/12)
	Low	13	South Carolina State (11/22/11)
		2	Texas (1/28/12)
BLOCKED SHOTS	High	13	UT Arlington (11/23/11)
	Low	0	vs. West Virginia (12/23/11)
		0	at Missouri (2/11/12)
TURNOVERS	High	23	UT Arlington (11/23/11)
	Low	7	at Texas A&M (2/1/12)
FOULS	High	27	at Kansas State (1/10/12)
	Low	10	vs. Mississippi State (12/28/11)

INDIVIDUAL GAME HIGHS, BAYLOR

POINTS	35	Pierre Jackson at Iowa State (3/3/12)
FG MADE	12	Quincy Miller vs. Missouri (1/21/12)
FG ATTEMPTS	19	Pierre Jackson at Iowa State (3/3/12)
FG PCT (min 5 made)	1.000 (6-6)	Quincy Acy at Kansas State (1/10/12)
3FG MADE	9	Brady Heslip vs. Colorado (3/17/12)
3FG ATTEMPTS	12	Brady Heslip vs. Colorado (3/17/12)
3FG PCT (min 2 made)	1.000 (3-3)	Quincy Miller at Texas A&M (2/1/12)
	1.000 (3-3)	Quincy Miller vs Jackson State (11/13/11)
FT MADE	12	Pierre Jackson at Texas (2/20/12)
FT ATTEMPTS	12	Pierre Jackson at Texas (2/20/12)
	12	Quincy Miller vs UT Arlington (11/23/11)
FT PCT (min 5 made)	1.000 (12-12)	Pierre Jackson at Texas (2/20/12)
	1.000 (8-8)	Quincy Acy vs. Oklahoma State (1/14/12)
	1.000 (7-7)	Pierre Jackson vs. Prairie View A&M (11/29/11)
REBOUNDS	16	Quincy Acy at Texas (2/20/12)
ASSISTS	15	Pierre Jackson vs. Missouri (1/21/12)
STEALS	5	Pierre Jackson vs. Colorado (3/17/12)
	5	Pierre Jackson vs. Oklahoma State (1/14/12)
	5	Anthony Jones vs. South Carolina State (11/22/11)
BLOCKED SHOTS	7	Cory Jefferson vs. UT Arlington (11/23/11)
TURNOVERS	7	Pierre Jackson vs. Texas A&M (1/2/12)

TEAM GAME HIGHS/LOWS, OPPONENT

POINTS	High	92	at Kansas (1/16/12)
	Low	41	at Northwestern (12/04/11)
POINTS (HALF)	High	53 (2nd)	at Kansas (1/16/12)
	Low	15 (1st)	Texas Tech (2/27/12)
FG MADE	High	35	at Kansas (01/16/12)
	Low	14	at Northwestern (12/04/11)
FG ATTEMPTS	High	68	at BYU (12/17/11)
	Low	45	Kansas (2/8/12)
FG PERCENTAGE	High	.574 (35-61)	at Kansas (1/16/12)
	Low	.241 (14-58)	at Northwestern (12/4/11)
3PT FG MADE	High	14	at Missouri (2/11/12)
	Low	0	Oklahoma (2/25/12)
3PT FG ATTEMPTS	High	28	at Missouri (2/11/12)
	Low	7	Bethune-Cookman (12/14/11)
3PT FG PERCENTAGE	High	.545 (6-11)	at Kansas (1/16/12)
	Low	.000 (0-12)	Oklahoma (2/25/12)
FT MADE	High	25	vs. Missouri (3/10/12)
	Low	2	Kansas State (2/18/12)
FT ATTEMPTS	High	31	vs. Missouri 3/10/12)
	Low	31	Missouri (11/21/12)
	Low	6	Kansas State (2/18/12)
FT PERCENTAGE	High	.933 (14-15)	at Oklahoma State (2/4/12)
	Low	.333 (2-6)	Kansas State (2/18/12)
REBOUNDS	High	44	at BYU (12/17/11)
	Low	20	Paul Quinn (12/19/11)
ASSISTS	High	21	at Kansas (01/16/12)
	Low	3	South Carolina State (11/22/11)
STEALS	High	12	UT Arlington (11/23/11)
	Low	2	at Missouri (2/11/12)
BLOCKED SHOTS	High	7	Kansas State (2/18/12)
	Low	0	vs. Saint Mary's (12/22/11)
TURNOVERS	High	22	South Carolina State (11/22/11)
	Low	7	at Texas A&M (2/1/12)
FOULS	High	30	Texas Southern (11/11/11)
	Low	10	Paul Quinn (12/19/11)

INDIVIDUAL GAME HIGHS, OPPONENT

POINTS	32	J'Covan Brown, Texas (1/28/12)
FG MADE	13	Kevin Jones, West Virginia (12/23/11)
FG ATTEMPTS	22	J'Covan Brown, Texas (1/28/12)
FG PCT (min 5 made)	.833 (5-6)	Renardo Sidney, Mississippi State (12/28/11)
3FG MADE	8	Chase Tapley, San Diego State (11/15/11)
3FG ATTEMPTS	13	Omar Strong, Texas Southern (11/11/11)
	1.000 (3-3)	Matt Pressey, Missouri (1/21/12)
	1.000 (2-2)	Myck Kabongo, Texas (1/28/12)
3FG PCT (min 2 made)	1.000 (2-2)	Jonathan Lewis, Jackson State (11/13/11)
FT MADE	10	Michael Dixon, Missouri (3/10/12)
FT ATTEMPTS	11	Michael Dixon, Missouri (3/10/12)
	11	Jeff Withey, Kansas (2/8/12)
FT PCT (min 6 made)	1.000 (8-8)	Myck Kabongo, at Texas (2/20/12)
	1.000 (8-8)	Rodney McGruder, at Kansas State (1/10/12)
	1.000 (7-7)	Keiton Page, at Oklahoma State (2/4/12)
	1.000 (6-6)	Marcus Denmon, vs. Missouri (3/10/12)
REBOUNDS	17	Jones, Kevin, West Virginia (12/23/11)
ASSISTS	8	Phil Pressey, vs. Missouri (3/10/12)
STEALS	6	Phil Pressey, Missouri (1/21/12)
BLOCKED SHOTS	4	Michael Cobbins, at Oklahoma State (2/4/12)
TURNOVERS	9	Brandon Riley, South Carolina State (11/22/11)



SCOTT DREW SUPERLATIVES

TEAM GAME HIGHS/LOWS, BAYLOR

POINTS	High	116	at Texas A&M (1/23/08)
	Low	41	at Oklahoma (3/6/04)
POINTS (HALF)	High	62 (1st)	Jackson State (12/31/08)
	Low	15 (2nd)	at Nebraska (2/4/06)
		15 (1st)	Stephen F. Austin (11/25/03)
FG MADE	High	44	vs. Jackson State (12/31/08)
	Low	13	at Oklahoma (2/11/06)
FG ATTEMPTS	High	97	at Texas A&M (1/23/08)
	Low	32	at Oklahoma (3/6/04)
FG PERCENTAGE	High	.640 (32-50)	Centenary (11/18/08)
	Low	.250 (16-64)	at Colorado (1/18/06)
		.250 (15-60)	UTSA (12/13/03)
3PT FG MADE	High	16	at Texas A&M (1/28/06)
	Low	2	Texas Tech (3/2/05)
		2	at Oklahoma (3/6/04)
3PT FG ATTEMPTS	High	34	at Texas A&M (1/23/08)
	Low	8	Northern Illinois (12/22/03)
3PT FG PERCENTAGE	High	.667 (12-18)	Oklahoma State (3/3/07)
	Low	.150 (3-20)	vs. Arkansas (1/5/08)
FT MADE	High	39	at Texas A&M (1/23/08)
	Low	2	at Iowa State (1/15/11)
		2	Iowa State (2/1/05)
		2	SMU (12/3/03)
		2	at BYU-Hawaii (12/19/03)
FT ATTEMPTS	High	47	at Texas A&M (1/23/08)
	Low	3	Iowa State (2/1/05)
FT PERCENTAGE	High	1.000 (5-5)	Washington State (11/30/07)
	Low	.250 (2-8)	at Iowa State (1/15/11)
REBOUNDS	High	70	at Texas A&M (1/23/08)
	Low	17	Texas (1/9/05)
		17	Oklahoma (2/26/05)
ASSISTS	High	24	Hardin-Simmons (11/22/09)
			Paul Quinn (11/15/08)
		4	at Oklahoma (2/11/06)
STEALS	High	17	Southern (11/22/08)
		17	Paul Quinn (11/15/08)
		17	Florida A&M (12/31/07)
		17	Prairie View A&M (12/29/07)
	Low	1	6 times last at Nebraska (2/10/10)
BLOCKED SHOTS	High	15	Morgan State (1/6/10)
	Low	0	15 times last vs. Kansas State (2/18/12)
TURNOVERS	High	26	Jackson State (11/18/10)
		26	Jackson State (11/11/07)
		5	Prairie View A&M (11/29/10)
FOULS	High	38	at Texas A&M (1/23/08)
	Low	6	Florida A&M (12/31/07)
OVERALL WIN STREAK		17	Nov. 11, 2011-Jan. 14, 2012
HOME WIN STREAK		15	Feb. 3, 2010-Jan. 11, 2011
BIG 12 WIN STREAK		5	March 3, 2007-Jan. 23, 2008
OVERALL LOSING STREAK		20	Jan. 22, 2005-Jan. 28, 2006
BIG 12 LOSING STREAK		19	Jan. 22, 2005-Jan. 28, 2006

TEAM GAME HIGHS/LOWS, OPPONENT

POINTS	High	110	at Texas A&M (1/23/08)
	Low	39	Bethune-Cookman (12/15/10)
POINTS (HALF)	High	64 (2nd)	at Kansas (2/9/08)
	Low	15 (1st)	Texas Tech (2/27/12)
FG MADE	High	39	Oklahoma (2/26/05)
	Low	14	at Northwestern (12/4/11)
FG ATTEMPTS	High	94	at Texas A&M (1/23/08)
	Low	40	vs. Oklahoma (3/9/11)
FG PERCENTAGE	High	.661 (39-59)	Oklahoma (2/26/05)
	Low	.243 (17-70)	Hardin-Simmons (11/22/09)
3PT FG MADE	High	16	Kansas (1/25/05)
	Low	0	Oklahoma (2/25/12) at Kansas (2/9/08)
3PT FG ATTEMPTS	High	33	Nebraska (2/21/07)
	Low	7	at Oklahoma State (2/14/04)
3PT FG PERCENTAGE	High	.727 (8-11)	Texas Tech (2/9/05)
	Low	.000 (0-12)	Oklahoma (2/25/12)
		.000 (0-9)	at Kansas (2/9/08)
FT MADE	High	36	at Kansas (2/9/08)
	Low	1	at Texas A&M (1/23/08) Hardin-Simmons (11/22/09)
FT ATTEMPTS	High	59	at Texas A&M (1/23/08)
	Low	1	Hardin-Simmons (11/22/09)
FT PERCENTAGE	High	.947 (18-19)	at South Carolina (12/19/07)
	Low	.229 (2-9)	Arizona State (12/2/10)
REBOUNDS	High	64	at Texas A&M (1/23/08)
	Low	15	Jackson State (11/18/10)
ASSISTS	High	28	Oklahoma (2/26/05)
	Low	4	UMass (1/23/10)
STEALS	High	15	La Salle (11/16/10)
	Low	0	Texas (2/19/05)
BLOCKED SHOTS	High	10	at Colorado (1/18/06)
	Low	0	25 times last vs. Saint Mary's (12/22/11)
TURNOVERS	High	28	Southern (11/22/08)
		28	Md.-Eastern Shore (12/22/04)
	Low	3	at Nebraska (2/10/10)
FOULS	High	34	Grambling State (11/12/10)
	Low	9	Brown (1/8/08)
		9	at Oklahoma (3/6/04)
		9	Texas Tech (1/17/04)

BAYLOR CAREER RECORDS CHARTS

SCORING

POINTS

PLAYER	SEASONS	G	AVG	PTS
1. LaceDarius Dunn	2007-11	134	17.1	2,285
2. Terry Teagle	1979-82	110	19.9	2,189
3. Micheal Williams	1985-88	115	16.1	1,854
4. Curtis Jerrells	2005-09	119	15.3	1,820
5. Brian Skinner	1994-98	103	16.5	1,702
6. Darryl Middleton	1985-88	109	15.4	1,677
7. Aundre Branch	1991-95	102	16.3	1,666
8. Tweety Carter	2006-10	131	11.0	1,447
9. Kevin Rogers	2005-09	118	11.6	1,371
10. Darrell Hardy	1965-67	72	18.9	1,360
11. QUINCY ACY	2008-	138	9.7	1,338

FIELD GOALS

FIELD GOALS MADE

PLAYER	SEASONS	PCT	FGA	FGM
1. Terry Teagle	1979-82	.538	1,628	876
2. LaceDarius Dunn	2007-11	.435	1,664	724
3. Brian Skinner	1994-98	.575	1,171	673
4. Micheal Williams	1985-88	.485	1,355	657
5. Darryl Middleton	1985-88	.566	1,132	641
6. Curtis Jerrells	2005-09	.432	1,391	601
7. Aundre Branch	1991-95	.407	1,409	573
8. Kevin Rogers	2005-09	.518	1,057	548
9. Vinnie Johnson	1977-79	.392	1,283	503
10. QUINCY ACY	2008-	.602	824	496

FIELD GOAL PERCENTAGE

MINIMUM 200 MADE

PLAYER	SEASONS	FGM	FGA	PCT
1. Josh Lomers	2006-10	226	341	.663
2. Alex Holcombe	1989-93	364	602	.6047
3. QUINCY ACY	2008-	496	824	.602
4. Terry Black	1999-01	332	562	.591
5. Steve Bartels	1965-69	264	449	.588
6. Brian Skinner	1994-98	673	1,171	.575
7. Darryl Middleton	1984-88	641	1,132	.566
8. William Chatmon	1969-71	449	808	.556
9. Daryl Bauchman	1981-83	226	415	.545
10. Pat Fees	1969-72	257	475	.541

3-POINT FIELD GOALS

3-POINT FIELD GOAL PERCENTAGE

MINIMUM 150 ATTEMPTS

PLAYER	SEASONS	3FM	3FA	PCT
1. Melvin Hunt	1987-91	81	162	.500
2. Mark Buchanan	1983-87	55	113	.487
3. BRADY HESLIP	2011-	99	218	.454
4. PIERRE JACKSON	2011-	68	162	.420
5. LaceDarius Dunn	2007-11	388	985	.394
6. R.T. Guinn	2001-04	103	263	.392
7. Kenny Taylor	2001-03	105	269	.3903
8. Aaron Bruce	2004-08	217	556	.3902
9. Tweety Carter	2006-10	274	713	.384
10. David Wesley	1989-92	123	326	.377

REBOUNDING

REBOUNDS

PLAYER	SEASONS	G	AVG	REB
1. Brian Skinner	1994-98	103	8.9	915
2. Jerry Mallett	1955-57	69	12.7	877
3. Kevin Rogers	2005-09	118	7.3	865
4. Darrell Hardy	1965-67	72	11.6	836
5. QUINCY ACY	2008-	138	5.9	820
6. Terry Teagle	1979-82	110	7.3	805
7. Darryl Middleton	1985-88	109	6.7	730
8. Doug Brandt	1993-97	102	7.1	726
9. Tommy Bowman	1968-70	72	9.7	695
10. Arthur Edwards	1975-78	101	6.7	681

ASSISTS

ASSISTS

PLAYER	SEASONS	GP	AVG	AST
1. Nelson Haggerty	1991-95	98	7.13	699
2. Curtis Jerrells	2005-09	119	4.09	487
3. Tweety Carter	2006-10	131	3.62	474
4. Micheal Williams	1985-88	115	4.03	464
5. Aaron Bruce	2004-08	106	3.02	320
6. A.J. WALTON	2009-	103	3.09	318
7. David Wesley	1989-92	72	4.39	316
8. Jay Shakir	1980-83	110	2.85	314
9. DeMarcus Minor	1999-01	60	5.17	310
10. Vinnie Johnson	1977-79	51	6.04	308

ASSISTS PER GAME

MINIMUM 125 ASSISTS

PLAYER	SEASONS	GP	AST	AVG
1. Nelson Haggerty	1991-95	98	699	7.13
2. Vinnie Johnson	1977-79	51	308	6.04
3. PIERRE JACKSON	2011-12	37	218	5.89
4. DeMarcus Minor	1999-01	60	310	5.17
5. David Wesley	1989-92	72	316	4.39
6. John Lucas III	2001-03	58	242	4.17
7. Curtis Jerrells	2005-09	119	487	4.09
8. Micheal Williams	1985-88	115	464	4.03
9. Patrick Hunter	1997-98	55	204	3.71
10. Tweety Carter	2006-10	131	474	3.62

BLOCKED SHOTS

BLOCKS

CAREER LEADERS

PLAYER	SEASONS	G	AVG	BLK
1. Brian Skinner	1994-98	103	3.36	346
2. QUINCY ACY	2008-	138	1.27	175
3. Mamadou Diene	2005-09	101	1.44	145
4. Ekpe Udoh	2009-10	36	3.69	133
5. Willie Sublett	1991-94	109	0.97	106
6. Joey Fatta	1989-92	102	0.99	101
7. Alex Holcombe	1989-93	104	0.94	98
8. Josh Lomers	2006-10	129	0.67	87
9. Kevin Rogers	2005-09	118	0.72	85
10. Greg Davis	2000-02	56	1.29	72

BLOCKS PER GAME

MINIMUM 30 BLOCKS

PLAYER	SEASONS	G	BLK	AVG
1. Ekpe Udoh	2009-10	36	133	3.69
2. Brian Skinner	1994-98	103	346	3.36
3. Mamadou Diene	2005-09	101	145	1.44
4. Greg Davis	2000-02	56	72	1.29
5. QUINCY ACY	2008-	138	175	1.27
6. Ben Echols	1999-00	45	55	1.22
7. Lawrence Roberts	2001-03	56	68	1.21
8. Jim Vasauskas	1978-79	40	48	1.20
9. Daryl Baucham	1981-83	55	55	1.00
10. Joey Fatta	1989-92	102	101	0.99

STEALS

STEALS

CAREER LEADERS

PLAYER	SEASONS	G	AVG	STL
1. Micheal Williams	1985-88	115	2.45	282
2. A.J. WALTON	2009-	103	1.55	160
3. Curtis Jerrells	2005-09	119	1.34	159
4. LaceDarius Dunn	2007-11	134	1.18	158
5. Tweety Carter	2006-10	131	1.17	153
Terry Black	1999-01	60	2.55	153
7. Henry Dugat	2005-09	117	1.30	152
8. Wendell Greenleaf	1999-02	87	1.74	151
9. David Wesley	1990-92	72	2.01	145
10. Rodrick Miller	1994-98	107	1.09	117

STEALS PER GAME

MINIMUM 75 STEALS

PLAYER	SEASONS	G	STL	AVG
1. Terry Black	1999-01	60	153	2.55
2. Micheal Williams	1985-88	115	282	2.45
3. David Wesley	1990-92	72	145	2.01
4. Julius Denton	1988-90	57	110	1.93
5. Wendell Greenleaf	1999-02	87	151	1.74
6. Lawrence Roberts	2002-03	56	96	1.71
7. A.J. WALTON	2009-	103	160	1.55
8. John Lucas III	2002-03	58	81	1.40
9. Curtis Jerrells	2005-09	119	159	1.34
10. Henry Dugat	2005-09	117	152	1.30

PARTICIPATION

GAMES PLAYED

ALL GAMES

PLAYER	SEASONS	G
1. QUINCY ACY	2008-	138
2. LaceDarius Dunn	2007-11	134
3. Tweety Carter	2006-10	131
4. Josh Lomers	2006-10	129
5. ANTHONY JONES	2008-	128
6. Curtis Jerrells	2005-09	119
7. Matt Sayman	2000-04	118
Kevin Rogers	2005-09	118
9. Henry Dugat	2005-09	117
10. Jamie Kendrick	1997-2000	116

MINUTES PLAYED

CAREER LEADERS

PLAYER	SEASONS	G	AVG	MIN
1. Tweety Carter	2006-10	131	30.3	3,973
2. LaceDarius Dunn	2007-10	134	29.6	3,960
3. Curtis Jerrells	2005-09	119	33.1	3,934
4. QUINCY ACY	2008-	138	25.0	3,454
5. Kevin Rogers	2005-09	118	29.2	3,448
6. Brian Skinner	1994-98	103	33.0	3,399
7. Henry Dugat	2005-09	117	27.4	3,207
8. Nelson Haggerty	1992-95	98	31.9	3,127
9. Doug Brandt	1994-97	109	28.7	3,125
10. Aaron Bruce	2004-08	106	28.8	3,055



BAYLOR SINGLE-SEASON RECORDS CHARTS

FIELD GOALS

FIELD GOAL PERCENTAGE

MINIMUM 75 MADE

PLAYER	SEASON	FGM	FGA	PCT
1. QUINCY ACY	2009-10	136	195	.6974
2. Josh Lomers	2009-10	92	132	.6969
3. Ben Echols	1999-00	82	131	.626
4. Alex Holcombe	1992-93	191	306	.624
5. Steve Bartels	1966-67	106	171	.620
Pat Fees	1970-71	88	142	.620
7. Terry Black	2000-01	191	317	.603
8. Brian Skinner	1995-96	187	311	.601
9. William Chatmon	1969-70	207	345	.600
10. Brian Skinner	1994-95	98	164	.598

3-POINT FIELD GOALS

3-POINT FIELD GOALS MADE

PLAYER	SEASON	PCT	3FA	3FM
1. LaceDarius Dunn	2009-10	.419	277	116
2. LaceDarius Dunn	2008-09	.388	281	109
3. Aundre Branch	1994-95	.374	278	104
4. Tevis Stukes	1999-00	.350	286	100
5. BRADY HESLIP	2011-12	.454	218	99
6. LaceDarius Dunn	2010-11	.357	249	89
7. Kenny Taylor	2002-03	.390	223	87
8. Tweety Carter	2008-09	.403	206	83
9. Aundre Branch	1992-93	.354	229	81
10. Tweety Carter	2009-10	.385	205	79

3-POINT FIELD GOAL PERCENTAGE

MINIMUM 75 MADE

PLAYER	SEASON	3FM	3FA	PCT
1. Mark Buchanan	1986-87	55	113	.487
2. Melvin Hunt	1990-91	45	96	.468
3. BRADY HESLIP	2011-12	99	218	.454
4. Diamond Mannon	1995-96	40	95	.421
5. LaceDarius Dunn	2009-10	116	277	.419
6. LaceDarius Dunn	2007-08	74	178	.416
7. Aaron Bruce	2005-06	44	108	.407
8. Henry Dugat	2006-07	56	138	.406
9. R.T. Guinn	2002-03	49	121	.405
10. Tweety Carter	2007-08	55	136	.404

FREE THROWS

FREE THROWS MADE

PLAYER	SEASON	PCT	FTA	FTM
1. David Wesley	1991-92	.817	219	179
2. Darryl Middleton	1987-88	.704	247	174
3. Curtis Jerrells	2008-09	.771	214	165
4. Darrell Hardy	1966-67	.802	202	162
5. Micheal Williams	1987-88	.697	231	161
6. DeMarcus Minor	2000-01	.842	183	154
7. Darrell Hardy	1965-66	.798	183	146
8. Terry Teagle	1979-80	.830	171	142
9. Carlos Briggs	1984-85	.690	203	140
10. Micheal Williams	1986-87	.714	192	137
QUINCY ACY	2011-12	.771	166	128

FREE THROW PERCENTAGE

MINIMUM 45 MADE

PLAYER	SEASON	G	FTM	FTA
1. Pat Nunley	1979-80	47	53	.887
2. Melvin Hunt	1990-91	45	51	.882
3. John Lucas III	2002-03	54	62	.871
4. LaceDarius Dunn	2009-10	126	147	.857
5. Tom Stanton	1971-72	91	107	.850
6. Larry Gatewood	1968-69	125	148	.845
7. Pat Fees	1971-72	80	95	.842
DeMarcus Minor	2000-01	154	183	.842
9. David Wesley	1990-91	125	149	.839
10. LaceDarius Dunn	2007-08	87	104	.837
PIERRE JACKSON	2011-12	104	127	.819
QUINCY MILLER	2011-12	93	114	.816

REBOUNDING

REBOUNDS

PLAYER	SEASON	G	AVG	REB
1. Charles McKinney	1973-74	25	15.0	375
2. William Chatmon	1970-71	26	14.2	369
3. Jerome Lambert	1993-94	24	14.8	355
4. Ekpe Udoh	2009-10	36	9.8	351
5. Jerry Mallett	1956-57	24	14.4	345
6. Jerry Mallett	1954-55	24	13.1	314
7. Darrell Hardy	1965-66	24	13.0	312
8. William Chatmon	1969-70	24	12.6	302
9. Kevin Rogers	2008-09	39	7.6	296
10. Charles McKinney	1972-73	25	11.4	287
QUINCY ACY	2011-12	37	7.4	274

ASSISTS

ASSISTS

PLAYER	SEASON	GP	AVG	AST
1. Nelson Haggerty	1994-95	28	10.14	284
2. PIERRE JACKSON	2011-12	37	5.89	218
2. Curtis Jerrells	2008-09	39	4.92	192
4. Nelson Haggerty	1992-93	26	7.27	189
5. Tweety Carter	2009-10	32	5.88	188
6. Micheal Williams	1987-88	34	5.35	182
7. DeMarcus Minor	1999-00	29	5.83	169
8. Nelson Haggerty	1993-94	22	7.32	161
9. Vinnie Johnson	1978-79	25	6.11	159
10. Micheal Williams	1986-87	31	5.06	157

ASSISTS PER GAME

MINIMUM 100 ASSISTS

PLAYER	SEASON	GP	AST	AVG
1. Nelson Haggerty	1994-95	28	284	10.14
2. Nelson Haggerty	1993-94	22	161	7.32
3. Nelson Haggerty	1992-93	26	189	7.27
4. Vinnie Johnson	1978-79	25	159	6.11
5. Vinnie Johnson	1977-78	25	149	5.96
6. PIERRE JACKSON	2011-12	37	218	5.89
7. Tweety Carter	2009-10	32	188	5.88
8. DeMarcus Minor	1999-00	29	169	5.83
9. David Wesley	1990-91	26	148	5.69
10. Micheal Williams	1987-88	34	182	5.35

BLOCKED SHOTS

BLOCKS

PLAYER	SEASON	G	AVG	BLK
1. Ekpe Udoh	2009-10	36	3.69	133
2. Brian Skinner	1997-98	28	3.50	98
3. Brian Skinner	1996-97	30	3.23	97
4. Brian Skinner	1995-96	27	3.04	82
5. Brian Skinner	1994-95	18	3.83	69
6. QUINCY ACY	2011-12	37	1.84	68
7. Alex Holcombe	1992-93	27	1.85	50
8. Ben Echols	1999-00	29	1.69	49
9. QUINCY ACY	2010-11	31	1.45	45
10. CORY JEFFERSON	2011-12	34	1.24	42

BLOCKS PER GAME

MINIMUM 25 BLOCKS

PLAYER	SEASON	G	BLK	AVG
1. Brian Skinner	1994-95	18	69	3.83
2. Ekpe Udoh	2009-10	36	133	3.69
3. Brian Skinner	1997-98	28	98	3.50
4. Brian Skinner	1996-97	30	97	3.23
5. Brian Skinner	1995-96	27	82	3.04
6. Mamadou Diene	2005-06	17	38	2.24
7. Terry Teagle	1978-79	28	60	2.14
8. Alex Holcombe	1992-93	27	50	1.85
9. QUINCY ACY	2011-12	37	68	1.84
10. Ben Echols	1999-00	29	49	1.69

STEALS

STEALS

PLAYER	SEASON	G	AVG	STL
1. Micheal Williams	1986-87	31	3.00	93
2. Micheal Williams	1987-88	34	2.47	84
3. Terry Black	1999-00	29	2.66	77
4. Terry Black	2000-01	31	2.45	76
5. A.J. WALTON	2010-11	30	2.27	68
6. PIERRE JACKSON	2011-12	37	1.78	66
7. Wendell Greenleaf	2001-02	30	2.17	65
8. Micheal Williams	1984-85	28	2.14	60
Ivan Jones	1989-90	27	2.22	60
Curtis Jerrells	2008-09	39	1.54	60
Henry Dugat	2008-09	39	1.54	60

STEALS PER GAME

MINIMUM 30 STEALS

PLAYER	SEASON	G	STL	AVG
1. Micheal Williams	1986-87	31	93	3.00
2. Terry Black	1999-00	29	77	2.66
3. Micheal Williams	1987-88	34	84	2.47
4. Terry Black	2000-01	31	76	2.45
5. David Wesley	1990-91	26	59	2.269
6. A.J. WALTON	2010-11	30	68	2.267
7. Ivan Jones	1989-90	27	60	2.22
8. Wendell Greenleaf	2001-02	30	65	2.17
9. Micheal Williams	1984-85	28	60	2.14
10. Carlos Briggs	1984-85	28	59	2.11

BAYLOR NCAA CHAMPIONSHIP RECORDS

BAYLOR INDIVIDUAL

GAME

Minutes: 39, three times — last by **Brady Heslip vs. Colorado, 3/17/12**
Points: 27, twice — last by **Brady Heslip vs. Colorado, 3/17/12**
Field Goals Made: 10 — Darryl Middleton vs. Memphis, 3/17/88
Field Goals Attempted: 18 — LaceDarius Dunn vs. Duke, 3/28/10
Field Goal Percentage (minimum 5 made):
 85.7 — Josh Lomers vs. Old Dominion, 3/20/10 [6-of-7]
3-Point Field Goals Made: 9 — **Brady Heslip vs. Colorado, 3/17/12** [12 attempts]
3-Point Field Goals Attempted: 12 — **Brady Heslip vs. Colorado, 3/17/12** [9 made]
3-Point Field Goal Percentage (minimum 4 made):
 75.0 — **Brady Heslip vs. Colorado, 3/17/12** [9-of-12]
Most Free Throws Made: 9 — Curtis Jerrells vs. Purdue, 3/20/08 [9 attempts]
Most Free Throws Attempted: 9 — Curtis Jerrells vs. Purdue, 3/20/08 [9 made]
Free Throw Percentage (minimum 9 attempts):
 100.0 — Curtis Jerrells vs. Purdue, 3/20/08 [9-of-9]
Rebounds: 15 — **Quincy Acy vs. Xavier, 3/23/12**
Offensive Rebounds: 7 — Ekpe Udoh vs. Duke, 3/28/10
Defensive Rebounds: 13 — **Quincy Acy vs. Xavier, 3/23/12**
Assists: 10, twice — last vs. **Pierre Jackson vs. Xavier, 3/23/12**
Blocked Shots: 5 — Ekpe Udoh vs. Duke, 3/28/10
Steals: 5 — **Pierre Jackson vs. Colorado, 3/17/12**
Turnovers: 6 — LaceDarius Dunn vs. Old Dominion, 3/20/10

CAREER

Games Played: 7, by three players —
 Quincy Acy, 2008-12; Anthony Jones, 2008-12; A.J. Walton, 2009-12
Games Started: 5 — Tweety Carter, 2006-10
Minutes: 188 — **Quincy Acy, 2008-12** [7 games]
Minutes Per Game (minimum 2 games played):
 36.7 — **Brady Heslip, 2012** [110 minutes in 3 games]
Points: 100 — LaceDarius Dunn, 2007-11 [5 games]
Points Per Game (minimum 2 games played):
 18.3 — **Brady Heslip** [55 points in 3 games]
Field Goals Made: 34 — LaceDarius Dunn, 2007-11
Field Goals Attempted: 67 — LaceDarius Dunn, 2007-11
Field Goal Percentage (minimum 5 made/game):
 56.7 — **Brady Heslip, 2012** [17-of-30]
3-Point Field Goals Made: 15 — Brady Heslip, 2012 [25 attempts]
3-Point Field Goals Attempted: 38 — LaceDarius Dunn, 2007-11 [14 made]
3-Point Field Goal Percentage (minimum 2 made/game):
 60.0 — **Brady Heslip, 2012** [15-of-25]
Most Free Throws Made: 17 — LaceDarius Dunn, 2007-11 [20 attempts]
Most Free Throws Attempted: 20 — LaceDarius Dunn, 2007-11 [17 made]
Free Throw Percentage (minimum 2.5 made/game):
 88.2 — **Quincy Acy, 2008-12** [15-of-17]
Rebounds 51 — **Quincy Acy, 2008-12**
Rebounds Per Game: 9.5 — Ekpe Udoh, 2010 [38 rebounds in 4 games]
Assists: 22 — **Pierre Jackson, 2012**
Assists Per Game (minimum 2 games played):
 7.3 — **Pierre Jackson, 2012** [22 assists in 3 games]
Blocked Shots: 9 — Ekpe Udoh, 2010
Blocked Shots Per Game (minimum 2 games played): 2.3 — Ekpe Udoh [9 blocks in 4 games]
Steals: 9 — LaceDarius Dunn, 2007-11
Steals Per Game (minimum 2 games played):
 3.0 — **Pierre Jackson, 2012** [9 steals in 3 games]
Turnovers: 14 — **Quincy Acy, 2008-12**
Personal Fouls: 21 — **Quincy Acy, 2008-12**
Foul Outs: 1 — multiple times

BAYLOR TEAM

GAME

Points: 80 — vs. Colorado, 3/17/12
Field Goals Made: 29 — vs. Purdue, 3/20/08
Field Goals Attempted: 69 — vs. Purdue, 3/20/08
Field Goal Pct: 51.9 — vs. Old Dominion, 3/20/10 [28-of-54]
3-Point Field Goals Made: 11 — vs. Colorado, 3/17/12 [20 attempts]
3-Point Field Goals Attempted: 28 — vs. Purdue, 3/20/08 [8 made]
3-Point Field Goal Percentage (minimum 10 made):
 55.0 — vs. Colorado, 3/17/12 [11-of-20]
Most Free Throws Made: 15 — vs. Purdue, 3/20/08 [20 attempts]
Most Free Throws Attempted: 20, twice — last vs. South Dakota State, 3/15/12 [14 made]
Free Throw Percentage (minimum 10 made): 85.7 — vs. Xavier [12-of-14]
Rebounds: 47 — vs. Sam Houston State, 3/18/10
Offensive Rebounds: 17, twice — last vs. Colorado, 3/17/12
Defensive Rebounds: 39 — vs. Sam Houston State, 3/18/10
Assists: 21 — vs. Xavier, 3/23/12
Blocked Shots: 8 — vs. Duke, 3/28/10
Steals: 9, three times — last vs. Colorado, 3/17/12
Turnovers: 23 — vs. Memphis, 3/17/88
Personal Fouls: 21 — vs. Duke, 3/28/10

NOTE: NCAA Tournament Modern Era only. Baylor has played only nine NCAA tournament games in the Modern Era — 1988 (one), 2008 (one), 2010 (four) and 2012 (three)



POSTSEASON INDIVIDUAL HIGHS

NCAA TOURNAMENT (MODERN NCAA TOURNAMENT ERA ONLY)

BAYLOR INDIVIDUAL

POINTS

1.	27	Curtis Jerrells vs. Purdue, 3/20/08
	27	Brady Heslip vs. Colorado, 3/17/12
3.	26	LaceDarius Dunn vs. Old Dominion, 3/20/10
4.	23	LaceDarius Dunn vs. Saint Mary's, 3/26/10
5.	22	Darryl Middleton vs. Memphis, 3/17/88
	22	LaceDarius Dunn vs. Duke, 3/28/10

FIELD GOALS MADE

1.	10	Darryl Middleton vs. Memphis, 3/17/88
2.	9	Ekpe Udoh vs. Sam Houston State, 3/18/10
	9	LaceDarius Dunn vs. Old Dominion, 3/20/10
	9	Brady Heslip vs. Colorado, 3/17/12
5.	8	LaceDarius Dunn vs. Saint Mary's, 3/26/10
	8	LaceDarius Dunn vs. Duke, 3/28/10
	8	Quincy Acy vs. Xavier, 3/23/12

3-POINT FIELD GOALS MADE

1.	9	Brady Heslip vs. Colorado, 3/17/12
2.	5	Brady Heslip vs. SDSU, 3/15/12
3.	4	LaceDarius Dunn vs. Saint Mary's, 3/26/10
	4	LaceDarius Dunn vs. Old Dominion, 3/20/10
	4	Curtis Jerrells vs. Purdue, 3/20/08

FREE THROWS MADE

1.	9	Curtis Jerrells vs. Purdue, 3/20/08
2.	6	Ekpe Udoh vs. Duke, 3/28/10
3.	4	By 9 players

REBOUNDS

1.	15	Quincy Acy vs. Xavier, 3/23/12
2.	13	Ekpe Udoh vs. Sam Houston State, 3/18/10
3.	11	Ekpe Udoh vs. Saint Mary's, 3/26/10
	11	Perry Jones III vs. SDSU, 3/15/12
5.	10	Ekpe Udoh vs. Duke, 3/28/10
	10	Quincy Acy vs. Colorado, 3/17/12

ASSISTS

1.	10	Pierre Jackson vs. Colorado, 3/17/12
	10	Pierre Jackson vs. Xavier, 3/23/12
3.	8	Curtis Jerrells vs. Purdue, 3/20/08
	8	Tweety Carter vs. Old Dominion, 3/20/10
5.	6	Ekpe Udoh vs. Duke, 3/28/10

BLOCKED SHOTS

1.	5	Ekpe Udoh vs. Duke, 3/28/10
2.	3	Josh Lomers vs. Old Dominion, 3/20/10
3.	2	Ekpe Udoh vs. Sam Houston State, 3/18/10
	2	Ekpe Udoh vs. Old Dominion, 3/20/10
5.	1	Several times

STEALS

1.	5	Pierre Jackson vs. Colorado, 3/17/12
2.	2	15 times, most recently by: Pierre Jackson vs. Xavier, 3/23/12

Note: Active players in bold

OPPONENT INDIVIDUAL

POINTS

1.	29	Nolan Smith, Duke, 3/28/10
2.	23	Gilberto Clavell, Sam Houston State, 3/18/10
3.	22	Rodney Douglas, Memphis, 3/17/88
4.	22	Tu Holloway, Xavier, 3/23/12
5.	20	Dwight Boyd, Memphis, 3/17/88
	20	Jon Scheyer, Duke, 3/28/10

FIELD GOALS MADE

1.	10	Rodney Douglas, Memphis, 3/17/88
	10	Gilberto Clavell, Sam Houston State, 3/18/10
3.	9	Nolan Smith, Duke, 3/28/10
4.	7	Dwight Boyd, Memphis, 3/17/88
	7	E'Twaun Moore, Purdue, 3/20/08
	7	Nate Wolters, SDSU, 3/15/12
	7	Kenny Frease, Xavier, 3/23/12

3-POINT FIELD GOALS MADE

1.	5	Jon Scheyer, Duke, 3/28/10
	5	Chad White, SDSU, 3/15/12
3.	4	Nolan Smith, Duke, 3/28/10
4.	3	Keaton Grant, Purdue, 3/20/10
	3	Ben Finney, Old Dominion, 3/20/10

FREE THROWS MADE

1.	9	Tu Holloway, Xavier, 3/23/12
2.	7	Gerald Lee, Old Dominion, 3/20/10
	7	Nolan Smith, Duke, 3/28/10
4.	6	Dwight Boyd, Memphis, 3/17/88
	6	Mark Lyons, Xavier, 3/23/12

REBOUNDS

1.	12	Josten Crow, Sam Houston State, 3/18/10
2.	9	Omar Samhan, Saint Mary's, 3/26/10
	9	Lance Thomas, Duke, 3/28/10
	9	Brian Zoubek, Duke, 3/28/10
5.	8	Jajuan Johnson, Purdue, 3/20/08
	8	E'Twaun Moore, Purdue, 3/20/08
	8	Frank Hassell, Old Dominion, 3/20/10
	8	Andre Roberson, Colorado, 3/17/12

ASSISTS

1.	8	Corey Allmond, Sam Houston State, 3/18/10
2.	7	Kent Bazemore, Old Dominion, 3/20/10
	7	Matthew Dellavedova, Saint Mary's, 3/26/10
4.	6	Ashton Mitchell, Sam Houston State, 3/18/10
5.	5	4 times

BLOCKED SHOTS

1.	2	Jajuan Johnson, Purdue, 3/20/08
	2	Scott Martin, Purdue, 3/20/08
	2	Omar Samhan, Saint Mary's, 3/26/10
4.	1	Several times

STEALS

1.	5	Josten Crow, Sam Houston State, 3/18/10
2.	4	Andre Roberson, Colorado, 3/17/12
3.	4	Keaton Grant, Purdue, 3/20/08
	3	Chris Kramer, Purdue, 3/20/08
	3	Frank Hassell, Old Dominion, 3/20/10
	3	Ben Finney, Old Dominion, 3/20/10
	3	Nate Wolters, SDSU, 3/15/12

NIT

BAYLOR INDIVIDUAL

POINTS

1.	25	Curtis Jerrells vs. San Diego State, 3/31/09
2.	23	LaceDarius Dunn vs. SDSU, 3/31/09
3.	22	Julius Denton at Mississippi State, 3/15/90
	22	Terry Black at New Mexico, 3/14/01
5.	20	LaceDarius Dunn vs. Georgetown, 3/18/09
	20	Kevin Rogers vs. Georgetown, 3/18/09

REBOUNDS

1.	12	Kevin Rogers at Auburn, 3/24/09
2.	9	LaceDarius Dunn at Virginia Tech, 3/21/09
	9	LaceDarius Dunn at Auburn, 3/24/09
4.	8	Several times

ASSISTS

1.	9	Tweety Carter vs. Georgetown, 3/18/09
2.	8	Curtis Jerrells at Auburn, 3/24/09
3.	7	Curtis Jerrells vs. San Diego State, 3/31/09
4.	6	DeMarcus Minor at New Mexico, 3/14/01
	6	Curtis Jerrells vs. Georgetown, 3/18/09
	6	Tweety Carter at Virginia Tech, 3/21/09
	6	Curtis Jerrells vs. Penn State, 4/2/09

BLOCKED SHOTS

1.	3	Curtis Jerrells vs. Georgetown, 3/18/09
2.	2	Alex Holcombe at Mississippi State, 3/15/90
	2	Josh Lomers at Virginia Tech, 3/21/09
	2	Mamadou Diene at Auburn, 3/24/09
	2	Josh Lomers at Auburn, 3/24/09

OPPONENT INDIVIDUAL

POINTS

1.	28	Cameron Burns, Mississippi State, 3/15/90
2.	27	Ruben Douglas, New Mexico, 3/14/01
3.	23	Tony Watts, Mississippi State, 3/15/90
4.	19	DaJuan Summers, Georgetown, 3/18/09
5.	18	Jamelle Cornley, Penn State, 4/3/09

REBOUNDS

1.	13	Korvortney Barber, Auburn, 3/24/09
2.	11	Todd Merritt, Mississippi State, 3/15/90
3.	10	Wayland White, New Mexico, 3/14/01
4.	9	Curtis Kidd, UALR, 3/12/87
5.	8	Cameron Burns, Mississippi State, 3/15/90

ASSISTS

1.	8	Corey Allmond, Sam Houston State, 3/18/10
2.	7	Kent Bazemore, Old Dominion, 3/20/10
	7	Matthew Dellavedova, Saint Mary's, 3/26/10
4.	6	Ashton Mitchell, Sam Houston State, 3/18/10
5.	4	Several times

BLOCKED SHOTS

1.	3	Cameron Burns, Mississippi State, 3/15/90
2.	2	Several times

Note: Active players in bold



PLAYERS



4 – QUINCY ACY

F • 6-7 • 235 • SR. • 3L
MESQUITE, TEXAS (HORN HS)



Scan to view Quincy Acy's complete bio at BaylorBears.com

SEASON HIGHS

Points: 24 – vs. Paul Quinn, 12/19/11
FG: 10 – vs. Paul Quinn, 12/19/11
FGA: 13 – vs. Missouri, 1/21/12
FT: 8, twice – last at Texas, 2/20/12
FTA: 11 – at Texas, 2/20/12
Rebounds: 16 – at Texas, 2/20/12
Assists: 3, three times
Steals: 2, multiple times
Blocks: 6, twice – last at Northwestern, 12/4/11
Turnovers: 5 – vs. Oklahoma State, 1/14/12
Minutes Played: 41 – vs. West Virginia, 12/23/11

CAREER HIGHS

Points: 25 – vs. La Salle, 11/16/10
FG: 12 – vs. Texas, 3/6/10
FGA: 16, twice – last vs. Florida State, 12/25/10
FT: 8, three times – last at Texas, 2/20/12
FTA: 13 – vs. Nebraska, 2/9/11
Rebounds: 16 – at Texas, 2/20/12
Assists: 3, four times
Steals: 5 – Paul Quinn, 11/15/08
Blocks: 6, twice – last at Northwestern, 12/4/11
Turnovers: 5 – vs. Morgan State, 1/4/11
Minutes Played: 41 – vs. West Virginia, 12/23/11

MISCELLANEOUS

	GAMES	BU W-L
Double-Figure Points:	73	57-16
20+ Point Games:	8	7-1
Double-Figure Rebounds:	20	15-5
2+ Blocks:	46	36-10
Double-Doubles:	17	14-3

ACY NOTEBOOK

USBWA ALL-DISTRICT VII

ALL-BIG 12, SECOND TEAM COACHES, DALLAS MORNING NEWS, FORT WORTH STAR-TELEGRAM,

SAN ANTONIO EXPRESS-NEWS, WACO TRIBUNE-HERALD

ALL-BIG 12, HONORABLE MENTION AP

BIG 12 ALL-DEFENSIVE TEAM COACHES

LAST TIME OUT – MARCH 23 (XAVIER, NCAA SOUTH REGIONAL SEMIFINAL)

- 20 points, 15 rebounds and 3 assists in 34 minutes

TRENDS

- NCAA rankings (games thru March 18): 55th in blocked shots, 162nd in rebounds, 239th in FT%
- Career Baylor rankings: 1st in games played (138), 2nd in blocked shots (175), 3rd in FG% (60.2), 5th in rebounding (820), 1st in Big 12 games played (66), 11th in scoring (1,338)

OTHER NOTES

- Part of winningest senior class in program history (100 career victories)
- His 68 blocks rank 6th on Baylor's single-season list
- 49 percent of career FGs are dunks (244 of 496)

2011-2012 GAME-BY-GAME

OPPONENT	DATE	GS	MIN	FG	3FG	FT	OR-DR	TR	PF	A	T	B	S	PTS
TEXAS SOUTHERN	11/11	*	26	3-4	0-0	5-7	3-4	7	3	1	1	2	1	11
JACKSON STATE	11/13	*	25	4-5	0-0	6-8	1-1	2	2	0	0	2	2	14
SAN DIEGO STATE	11/15	*	34	3-5	0-0	7-8	3-6	9	1	2	1	2	1	13
S.C. STATE	11/22	*	32	3-7	0-0	3-4	2-6	8	3	0	2	3	1	9
UTA	11/23	*	29	4-7	0-0	2-4	3-8	11	2	1	3	6	0	10
PRAIRIE VIEW A&M	11/29	*	28	3-6	0-0	7-8	1-10	11	3	1	2	1	2	13
at Northwestern	12/4	*	29	8-10	0-0	0-2	1-5	6	2	0	1	6	0	16
BETHUNE-COOKMAN	12/14	*	22	4-8	0-0	2-6	3-4	7	4	0	3	4	0	10
at BYU	12/17	*	27	3-7	0-0	2-4	0-4	4	2	0	1	0	1	8
PAUL QUINN	12/19	*	22	10-12	0-0	4-4	3-3	6	1	1	0	3	1	24
vs. Saint Mary's	12/22	*	26	2-4	1-1	7-8	3-7	10	4	1	2	0	2	12
vs. West Virginia	12/23	*	41	5-10	0-1	5-5	4-4	8	3	0	2	0	1	15
vs. Mississippi State	12/28	*	33	2-7	0-0	3-5	4-4	8	0	0	2	3	1	7
TEXAS A&M	1/2	*	32	3-7	1-1	6-6	2-4	6	3	1	2	3	0	13
at Texas Tech	1/7	*	36	2-6	0-0	2-4	3-2	5	5	1	0	2	1	6
at Kansas State	1/10	*	24	6-6	0-0	1-2	2-1	3	4	0	3	1	2	13
OKLAHOMA STATE	1/14	*	22	3-9	1-1	8-8	2-4	6	1	2	5	2	0	15
at Kansas	1/16	*	27	7-10	0-1	0-0	2-3	5	4	1	1	3	2	14
MISSOURI	1/21	*	31	8-13	0-0	2-2	3-6	9	4	1	2	2	2	18
at Oklahoma	1/24	*	32	4-6	0-0	5-6	2-2	4	4	2	0	3	1	13
TEXAS	1/28	*	31	3-6	0-0	4-4	3-7	10	4	1	2	2	0	10
at Texas A&M	2/1	*	33	4-6	0-0	3-4	1-3	4	2	3	2	1	1	11
at Oklahoma State	2/4	*	34	5-8	0-0	1-2	6-6	12	4	0	4	1	2	11
KANSAS	2/8	*	30	3-7	0-0	5-8	5-5	10	3	0	3	1	2	11
at Missouri	2/11	*	34	2-3	0-0	3-4	2-6	8	3	1	4	0	1	7
IOWA STATE	2/13	*	25	5-8	0-0	1-2	0-5	5	5	1	1	2	0	11
KANSAS STATE	2/18	*	33	5-11	0-0	4-4	0-3	3	4	1	4	1	2	14
at Texas	2/20	*	39	7-10	0-0	8-11	8-8	16	4	0	1	2	0	22
OKLAHOMA	2/25	*	31	2-5	0-0	2-2	2-6	8	4	2	0	0	0	6
TEXAS TECH	2/27	*	24	5-7	0-0	2-2	3-4	7	3	0	0	2	2	12
at Iowa State	3/3	*	25	2-3	0-0	1-1	3-2	5	3	0	1	1	0	5
vs. Kansas State	3/8	*	34	4-7	0-0	2-3	1-6	7	3	3	3	2	2	10
vs. Kansas	3/9	*	33	4-11	0-0	3-4	4-2	6	3	2	1	2	0	11
vs. Missouri	3/10	*	31	1-4	0-0	5-6	3-7	10	4	2	3	0	0	7
vs. South Dakota State	3/15	*	18	2-2	0-0	0-0	2-1	3	4	1	4	1	0	4
vs. Colorado	3/17	*	29	2-5	0-0	3-4	4-6	10	3	2	1	1	0	7
vs. Xavier	3/23	*	34	8-11	0-0	4-4	2-13	15	3	3	1	1	1	20

CAREER STATISTICS

ALL GAMES

YEAR	GP-GS	MIN-AVG	FG-A	PCT	3FG-A	PCT	FT-A	PCT	OFF-DEF-TOT	AVG	PF-D	A	TO	B	S	TP	AVG
2008-09	34-10	558-16.4	72-110	.655	0-0	.000	41-72	.569	49-75-124	3.6	75-2	9	33	34	21	185	5.4
2009-10	36-0	840-23.3	136-195	.697	0-0	.000	63-88	.716	65-120-185	5.1	84-1	11	45	28	17	335	9.3
2010-11	31-18	960-31.0	137-256	.535	0-2	.000	111-162	.685	87-150-237	7.6	79-3	28	65	45	29	385	12.4
2011-12	37-37	1096-29.6	151-263	.574	3-5	.600	128-166	.771	96-178-274	7.4	114-2	37	68	68	34	433	11.7
CAREER	138-65	3454-25.0	496-824	.602	3-7	.429	343-488	.703	297-523-820	5.9	352-8	85	211	175	101	1338	9.7

CAREER STATISTICS

NCAA POSTSEASON

YEAR	GP-GS	MIN-AVG	FG-A	PCT	3FG-A	PCT	FT-A	PCT	OFF-DEF-TOT	AVG	PF-D	A	TO	B	S	TP	AVG
2009-10	4-0	107-26.8	15-23	.652	0-0	.000	8-9	.889	9-14-23	5.8	11-0	3	8	1	4	38	9.5
2011-12	3-3	81-27.0	12-28	.667	0-0	.000	7-8	.875	8-20-28	9.3	10-0	6	6	3	1	31	10.3
CAREER	7-3	188-26.9	27-51	.529	0-0	.000	15-17	.882	17-34-51	7.3	21-0	9	14	4	5	69	9.9

PLAYERS



14 – DEUCE BELLO

G • 6-4 • 185 • FR. • HS
GREENSBORO, N.C. (WESTCHESTER COUNTRY DAY)

 Scan to view Deuce Bello's complete bio at BaylorBears.com

SEASON / CAREER HIGHS

Points: 13 – vs. Missouri, 3/10/12
FG: 4, three times
FGA: 8 – vs. South Carolina State, 11/22/11
3FG: 1 – vs. Jackson State, 11/13/11
3FGA: 2 – vs. South Carolina State, 11/22/11
FT: 5 – vs. Missouri, 3/10/12
FTA: 8 – vs. Missouri, 3/10/12
Rebounds: 7 – vs. Jackson State, 11/13/11
Assists: 2 – vs. Oklahoma State, 1/14/12
Steals: 2, twice – last vs. Prairie View A&M, 11/29/11
Blocks: 2 – vs. Texas Southern, 11/11/11
Turnovers: 4 – vs. UT Arlington, 11/23/11
Minutes Played: 22 – vs. Missouri, 3/10/12

MISCELLANEOUS

	GAMES	BU W-L
Double-Figure Points:	2	1-1
Double-Figure Rebounds:	–	–
5+ Assists:	–	–
Double-Doubles:	–	–

BELLO NOTEBOOK

BIG 12 COMMISSIONER'S HONOR ROLL FALL 2011

LAST TIME OUT – MARCH 23 (XAVIER, NCAA SOUTH REGIONAL SEMIFINAL)

- 1 point and 1 rebound in 15 minutes off the bench

TRENDS

- Windmill dunk vs. Bethune-Cookman was No. 2 on *SportsCenter's* Top 10 plays (Dec. 14)
- 13 of 33 FGM have been dunks (39 percent)

OTHER NOTES

- Scored then-career-high 10 points – including 4 dunks – in Nov. 29 win vs. Prairie View A&M
- Comprised Baylor's consensus top-20 recruiting class of 2011 with Westchester Country Day School teammate Quincy Miller
- Overall national recruiting rankings – No. 52 (*Scout.com*), No. 53 (*Rivals.com*), No. 53 (ESPN), No. 86 (*MaxPreps.com*)
- Rated one of the world's best dunkers – at any level (high school, college, pro)

2011-2012 GAME-BY-GAME

OPPONENT	DATE	GS	MIN	FG	3FG	FT	OR-DR	TR	PF	A	T	B	S	PTS
TEXAS SOUTHERN	11/11	15	3-7	0-1	1-5	0-1	1	2	1	3	2	2	2	7
JACKSON STATE	11/13	19	2-3	1-1	3-4	3-4	7	3	0	3	1	0	8	
SAN DIEGO STATE	11/15	8	2-3	1-1	0-0	0-1	1	2	1	0	0	0	5	
S.C. STATE	11/22	15	2-8	0-2	2-4	1-3	4	0	1	0	0	1	6	
UTA	11/23	9	0-3	0-2	0-0	0-2	2	2	0	4	0	1	0	
PRAIRIE VIEW A&M	11/29	17	4-5	0-1	2-3	1-3	4	2	1	1	0	2	10	
at Northwestern	12/4	9	0-0	0-0	1-2	1-1	2	1	0	0	0	1	1	
BETHUNE-COOKMAN	12/14	17	4-5	0-0	1-2	0-3	3	0	0	1	0	0	9	
at BYU	12/17	6	0-1	0-1	0-0	0-0	0	1	0	1	1	0	0	
PAUL QUINN	12/19	19	3-7	0-1	2-4	3-3	6	3	1	1	1	1	8	
vs. Saint Mary's	12/22	3	0-1	0-0	0-0	0-0	0	0	0	1	0	0	3	
vs. West Virginia	12/23													
vs. Mississippi State	12/28													
TEXAS A&M	1/2													
at Texas Tech	1/7													
at Kansas State	1/10	5	1-1	0-0	1-2	1-1	2	2	0	0	0	0	3	
OKLAHOMA STATE	1/14	14	1-1	0-0	2-2	0-1	1	4	2	0	0	0	4	
at Kansas	1/16	8	0-1	0-0	0-0	1-2	3	1	0	1	0	0	0	
MISSOURI	1/21	2	0-0	0-0	0-0	0-0	0	1	0	0	0	1	0	
at Oklahoma	1/24													
TEXAS	1/28													
at Texas A&M	2/1													
at Oklahoma State	2/4													
KANSAS	2/8	9	2-2	0-0	0-0	1-0	1	0	0	1	0	0	4	
at Missouri	2/11	3	1-2	0-1	2-4	1-1	2	0	1	0	0	0	4	
IOWA STATE	2/13	2	0-0	0-0	0-0	0-1	1	0	0	0	0	0	0	
KANSAS STATE	2/18	1	0-0	0-0	0-0	0-0	0	0	0	0	0	0	0	
at Texas	2/20	6	0-0	0-0	0-0	0-2	2	2	0	0	0	0	0	
OKLAHOMA	2/25	7	0-0	0-0	0-0	0-0	0	2	1	0	0	1	0	
TEXAS TECH	2/27	12	1-1	1-1	0-0	0-1	1	2	1	1	0	0	3	
at Iowa State	3/3	3	0-0	0-0	0-0	0-0	0	2	0	1	0	1	0	
vs. Kansas State	3/8	9	0-1	0-1	0-0	1-0	1	1	0	1	0	1	0	
vs. Kansas	3/9	14	1-2	0-1	0-0	0-1	1	2	0	1	0	0	2	
vs. Missouri	3/10	22	4-6	0-1	5-8	5-1	6	5	1	1	1	0	13	
vs. South Dakota State	3/15	17	0-3	0-1	4-6	1-0	1	2	0	1	0	2	4	
vs. Colorado	3/17	11	2-3	0-0	0-0	2-2	4	1	1	1	0	1	4	
vs. Xavier	3/23	15	0-2	0-0	1-2	1-0	1	4	0	1	0	0	1	

CAREER STATISTICS

YEAR	GP-GS	MIN-AVG	FG-A	PCT	3FG-A	PCT	FT-A	PCT	OFF-DEF-TOT	AVG	PF-D	A	TO	B	S	TP	AVG
2011-12	29-0	297-10.2	33-68	.485	3-16	.188	27-48	.563	24-33-57	2.0	48-1	11	25	7	14	96	3.3
CAREER	29-0	297-10.2	33-68	.485	3-16	.188	27-48	.563	24-33-57	2.0	48-1	11	25	7	14	96	3.3

CAREER STATISTICS

YEAR	GP-GS	MIN-AVG	FG-A	PCT	3FG-A	PCT	FT-A	PCT	OFF-DEF-TOT	AVG	PF-D	A	TO	B	S	TP	AVG
2011-12	3-0	43-14.3	2-8	.250	0-1	.000	5-8	.625	5-1-6	2.0	8-0	0	3	1	2	9	3.0
CAREER	3-0	43-14.3	2-8	.250	0-1	.000	5-8	.625	5-1-6	2.0	8-0	0	3	1	2	9	3.0

PLAYERS



ELLIS NOTEBOOK

ACADEMIC ALL-BIG 12 FIRST TEAM
BIG 12 COMMISSIONER'S HONOR ROLL FALL 2011

LAST TIME OUT – MARCH 23 (XAVIER, NCAA SOUTH REGIONAL SEMIFINAL)

- DNP (coach's decision); DNP in 25 of last 29 games

OTHER NOTES

- Part of winningest senior class in program history (99 career victories)
- Scored season-high 7 points and grabbed 5 rebounds in 16 minutes in Nov. 13 win vs. Jackson State
- Traveled to Kenya in May 2010 with Baylor Sports Ministry Team as part of mission trip
- Graduated December 2010 from Baylor with degree in speech communications, first member of family to graduate from college
- Currently attending graduate school ... On pace to graduate in May with master's degree in sports management

3 – FRED ELLIS

F • 6-6 • 220 • SR. • 3L
SACRAMENTO, CALIF. (SACRAMENTO HS)



Scan to view Fred Ellis's complete bio at BaylorBears.com

SEASON HIGHS

Points: 7 – vs. Jackson State, 11/13/11
FG: 1, twice – last vs. South Carolina State, 11/22/11
FGA: 4, twice – last vs. Prairie View A&M, 11/29/11
3FG: 1 – vs. Jackson State, 11/13/11
3FGA: 3 – vs. Jackson State, 11/13/11
FT: 4 – vs. Jackson State, 11/13/11
FTA: 4 – vs. Jackson State, 11/13/11
Rebounds: 5 – vs. Jackson State, 11/13/11
Assists: 5 – vs. Prairie View A&M, 11/29/11
Steals: 2 – vs. Prairie View A&M, 11/29/11
Blocks: 1, twice – last vs. Prairie View A&M, 11/29/11
Turnovers: 2, twice – last vs. San Diego State, 11/15/11
Minutes Played: 17 – vs. Prairie View A&M, 11/29/11

CAREER HIGHS

Points: 14 – vs. Grambling State, 11/12/10
FG: 4, twice – last vs. Lipscomb, 11/22/10
FGA: 8 – vs. Lipscomb, 11/22/10
3FG: 2, twice – last vs. Arizona State, 12/2/10
3FGA: 3 – three times
FT: 5 – vs. Grambling State, 11/12/10
FTA: 6, twice – last vs. Grambling State, 11/12/10
Rebounds: 6, twice – last vs. Bethune-Cookman, 12/15/10
Assists: 5 – vs. Prairie View A&M, 11/29/11
Steals: 2 – four times
Blocks: 2, twice – last vs. Texas Southern, 1/2/11
Turnovers: 4 – vs. Jackson State, 11/18/10
Minutes Played: 32 – vs. La Salle, 11/16/10

MISCELLANEOUS

	GAMES	BU W-L
Double-Figure Points:	2	2-0
Double-Figure Rebounds:	–	0-0
Led Team in Assists:	1	0-1

2011-2012 GAME-BY-GAME

OPPONENT	DATE	GS	MIN	FG	3FG	FT	OR-DR	TR	PF	A	T	B	S	PTS
TEXAS SOUTHERN	11/11		13	0-1	0-0	0-0	1-1	2	0	1	0	0	0	0
JACKSON STATE	11/13		16	1-4	1-3	4-4	0-5	5	3	2	2	1	0	7
SAN DIEGO STATE	11/15		4	0-0	0-0	0-0	0-0	0	1	0	2	0	1	0
S.C. STATE	11/22		12	1-1	0-0	2-2	1-1	2	2	0	1	0	0	4
UTA	11/23		5	0-1	0-0	2-2	0-0	0	1	0	1	0	0	2
PRAIRIE VIEW A&M	11/29		17	0-4	0-2	0-0	1-3	4	3	5	0	1	2	0
at Northwestern	12/4		6	0-0	0-0	0-0	0-1	1	1	0	1	0	0	0
BETHUNE-COOKMAN	12/14		12	1-3	1-2	0-0	0-1	1	1	2	4	0	1	3
at BYU	12/17													
PAUL QUINN	12/19		9	1-1	1-1	2-2	0-1	1	0	3	0	0	0	5
vs. Saint Mary's	12/22													
vs. West Virginia	12/23													
vs. Mississippi State	12/28													
TEXAS A&M	1/2													
at Texas Tech	1/7													
at Kansas State	1/10													
OKLAHOMA STATE	1/14		4	0-0	0-0	0-0	0-3	3	0	1	1	0	0	0
at Kansas	1/16													
MISSOURI	1/21													
at Oklahoma	1/24													
TEXAS	1/28													
at Texas A&M	2/1													
at Oklahoma State	2/4													
KANSAS	2/8		2	0-0	0-0	0-0	0-2	2	0	0	0	0	0	0
at Missouri	2/11													
IOWA STATE	2/13													
KANSAS STATE	2/18													
at Texas	2/20													
OKLAHOMA	2/25													
TEXAS TECH	2/27		13	0-4	0-1	2-2	1-0	1	3	0	2	0	0	2
at Iowa State	3/3													
vs. Kansas State	3/8													
vs. Kansas	3/9													
vs. Missouri	3/10													
vs. South Dakota State	3/15													
vs. Colorado	3/17													
vs. Xavier	3/23													

CAREER STATISTICS

YEAR	GP-GS	MIN-AVG	FG-A	PCT	3FG-A	PCT	FT-A	PCT	OFF-DEF-TOT	AVG	PF-D	A	TO	B	S	TP	AVG
2008-09	26-0	182-7.0	13-36	.361	2-10	.200	12-20	.600	16-27-43	1.7	33-0	6	14	8	7	40	1.5
2009-10	29-0	176-6.1	12-41	.293	6-18	.333	10-12	.833	15-30-45	1.6	25-0	5	9	0	6	40	1.4
2010-11	31-3	495-16.0	39-96	.406	8-31	.258	25-32	.781	23-48-71	2.3	51-1	27	33	6	13	111	3.6
2011-12	12-1	113-9.4	4-19	.211	3-9	.333	12-12	1.000	4-18-22	1.8	15-0	14	14	2	4	23	1.9
CAREER	98-4	966-9.9	68-192	.354	19-68	.279	59-76	.776	58-123-181	1.8	124-1	52	70	16	30	214	2.2

CAREER STATISTICS

YEAR	GP-GS	MIN-AVG	FG-A	PCT	3FG-A	PCT	FT-A	PCT	OFF-DEF-TOT	AVG	PF-D	A	TO	B	S	TP	AVG
2009-10	4-0	23-5.8	3-10	.300	0-3	.000	1-1	1.000	0-4-4	1.0	0-0	0	0	0	0	7	1.8
CAREER	4-0	23-5.8	3-10	.300	0-3	.000	1-1	1.000	0-4-4	1.0	0-0	0	0	0	0	7	1.8

PLAYERS



0 — GARY FRANKLIN

G • 6-2 • 195 • SO. • TR
SANTA ANA, CALIF. (CAL)

Scan to view Gary Franklin's complete bio at BaylorBears.com

SEASON HIGHS

Points: 8 — vs. West Virginia, 12/23/11
FG: 3 — vs. West Virginia, 12/23/11
FGA: 7 — vs. West Virginia, 12/23/11
3FG: 2, multiple times
3FGA: 6 — vs. West Virginia, 12/23/11
FT: —
FTA: —
Rebounds: 3 — at Texas Tech, 1/7/12
Assists: 4 — vs. Texas Tech, 2/27/12
Steals: 1, twice — last at Kansas, 1/16/12
Blocks: —
Turnovers: 2 — vs. Oklahoma State, 1/14/12
Minutes Played: 22 — vs. West Virginia, 12/23/11

CAREER HIGHS

Points: 16 — vs. New Mexico, 11/20
FG: 6 — vs. New Mexico, 11/20
FGA: 14 — multiple times
3FG: 4 — multiple times
3FGA: 12 — vs. Notre Dame, 11/26/10
FT: 2 — multiple times
FTA: 4 — multiple times
Rebounds: 3, twice — last at Texas Tech, 1/7/12
Assists: 4 — four times
Steals: 3 — at Iowa State, 12/4/10
Blocks: 1 — vs. Boston College, 11/28/10
Turnovers: 4 — twice
Minutes Played: 28 — vs. Notre Dame, 11/26/10

MISCELLANEOUS

	GAMES	BU W-L
Double-Figure Points:	—	—
5+ Rebounds:	—	—
5+ Assists:	—	—
Led team in Assists:	1	1-0
Double-Doubles:	—	—

FRANKLIN NOTEBOOK

BIG 12 COMMISSIONER'S HONOR ROLL FALL 2011

LAST TIME OUT — MARCH 23 (XAVIER, NCAA SOUTH REGIONAL SEMIFINAL)

- DNP (coach's decision)

TRENDS

- 18 of his 19 made FGs this season have been from 3-point range

OTHER NOTES

- Sat out fall 2011 semester to satisfy remainder of NCAA year-in-residence transfer rule (sat out spring 2011 semester)
- Transferred in January 2011 after playing 13 games as freshman at Cal
- Started 11 of Cal's first 13 games in 2010-11 at point guard, averaging 8.2 points in 25.7 minutes-per-game
- Scored career-high 16 points and added four assists Nov. 20, 2010, vs. New Mexico

2011-2012 GAME-BY-GAME

OPPONENT	DATE	GS	MIN	FG	3FG	FT	OR-DR	TR	PF	A	T	B	S	PTS
TEXAS SOUTHERN	11/11													
JACKSON STATE	11/13													
SAN DIEGO STATE	11/15													
S.C. STATE	11/22													
UTA	11/23													
PRAIRIE VIEW A&M	11/29													
at Northwestern	12/4													
BETHUNE-COOKMAN	12/14													
at BYU	12/17		12	2-4	2-4	0-0	0-2	2	2	2	0	0	0	6
PAUL QUINN	12/19		17	2-5	2-4	0-0	0-1	1	3	2	1	0	0	6
vs. Saint Mary's	12/22		9	0-0	0-0	0-0	0-0	0	1	0	0	0	0	0
vs. West Virginia	12/23		22	3-7	2-6	0-0	0-2	2	2	2	0	0	0	8
vs. Mississippi State	12/28		8	0-2	0-1	0-0	0-0	0	0	0	0	0	0	0
TEXAS A&M	1/2		6	0-2	0-2	0-0	0-1	1	1	0	1	0	1	0
at Texas Tech	1/7		13	2-5	2-4	0-0	2-1	3	0	1	1	0	0	6
at Kansas State	1/10		14	0-2	0-2	0-0	0-0	0	2	1	1	0	0	0
OKLAHOMA STATE	1/14		14	2-4	2-4	0-0	0-0	0	4	0	2	0	0	6
at Kansas	1/16		13	1-2	1-2	0-0	0-0	0	0	2	0	0	1	3
MISSOURI	1/21		11	0-1	0-1	0-0	0-0	0	4	2	1	0	0	0
at Oklahoma	1/24		9	1-1	1-1	0-0	1-0	1	0	0	0	0	0	3
TEXAS	1/28		6	1-2	1-2	0-0	0-1	1	1	0	1	0	0	3
at Texas A&M	2/1		7	1-2	1-2	0-0	0-1	1	0	0	1	0	0	3
at Oklahoma State	2/4		4	0-0	0-0	0-0	0-0	0	0	0	1	0	0	0
KANSAS	2/8		16	0-2	0-2	0-2	0-1	1	2	1	0	0	0	0
at Missouri	2/11		10	0-4	0-3	0-0	0-0	0	4	0	0	0	0	0
IOWA STATE	2/13		13	2-3	2-3	0-0	0-0	0	0	1	0	0	0	6
KANSAS STATE	2/18		9	0-1	0-1	0-0	1-0	1	0	0	0	0	0	0
at Texas	2/20		11	1-2	1-2	0-0	0-0	0	1	1	1	0	0	3
OKLAHOMA	2/25		1	0-0	0-0	0-0	0-0	0	1	0	0	0	0	0
TEXAS TECH	2/27		18	0-1	0-1	0-0	0-0	0	0	4	1	0	0	0
at Iowa State	3/3		12	1-6	1-5	0-0	0-1	1	2	3	1	0	1	3
vs. Kansas State	3/8		2	0-0	0-0	0-0	0-0	0	0	0	1	0	0	0
vs. Kansas	3/9		3	0-2	0-2	0-0	0-1	1	0	0	1	0	0	0
vs. Missouri	3/10		6	0-1	0-0	0-0	0-0	0	0	1	0	0	0	0
vs. South Dakota State	3/15													
vs. Colorado	3/17													
vs. Xavier	3/23													

CAREER STATISTICS														ALL GAMES			
YEAR	GP-GS	MIN-AVG	FG-A	PCT	3FG-A	PCT	FT-A	PCT	OFF-DEF-TOT	AVG	PF-D	A	TO	B	S	TP	AVG
2010-11 (CAL)	13-11	334-25.7	35-118	.297	24-82	.293	12-27	.444	0-14-14	1.1	18-0	26	27	1	8	106	8.2
2011-12 (BU)	26-0	266-10.2	19-61	.311	18-54	.333	0-2	.000	4-12-16	0.6	30-0	23	15	0	3	56	2.2
CAREER	39-11	600-15.4	54-179	.302	42-136	.309	12-29	.414	4-26-30	0.8	48-0	49	42	1	11	162	4.2

PLAYERS



5 — BRADY HESLIP

G • 6-2 • 180 • SO. • TR
BURLINGTON, ONTARIO (BOSTON COLLEGE)



Scan to view **Brady Heslip's** complete bio at *BaylorBears.com*

SEASON/CAREER HIGHS

Points: 27 — vs. Colorado, 3/17/12
FG: 9 — vs. Colorado, 3/17/12
FGA: 13 — vs. Colorado, 3/17/12
3FG: 9 — vs. Colorado, 3/17/12
3FGA: 12 — vs. Colorado, 3/17/12
FT: 4 — at Oklahoma State, 2/4/12
FTA: 5 — at Oklahoma State, 2/4/12
Rebounds: 7 — at Northwestern, 12/4/11
Assists: 4, twice — last vs. Oklahoma State, 1/14/12
Steals: 4 — at Kansas State, 1/10/12
Blocks: —
Turnovers: 2 — vs. San Diego State, 11/15/11
Minutes Played: 39, twice — last vs. Colorado, 3/17/12

MISCELLANEOUS

	GAMES	BU W-L
Double-Figure Points:	21	18-3
Double-Figure Rebounds:	—	—
5+ Assists:	—	—
Double-Doubles:	—	—

HESLIP NOTEBOOK

BIG 12 ALL-TOURNAMENT TEAM
ACADEMIC ALL-BIG 12 SECOND TEAM
BIG 12 ROOKIE OF THE WEEK DEC. 26
BIG 12 COMMISSIONER'S HONOR ROLL FALL 2011

LAST TIME OUT — MARCH 23 (XAVIER, NCAA SOUTH REGIONAL SEMIFINAL)

- 11 points and 2 rebounds in 32 minutes

TRENDS

- Leads NCAA tournament field with 15 3FGM
- NCAA rankings (games thru March 18): 6th in 3FG%, 31st in 3FG made
- Baylor career rankings: 3rd in 3FG% (45.4)
- Baylor single-season rankings: 3rd in 3FG% (45.4), 5th in 3FG made (99)
- Started season 19-for-19 from FT line
- Has made at least 1 3FG in 34 of 37 games ... 26 games with 2+ 3FG (12 with 4+ 3FG)
- 99 of his 125 FGM have been from 3-point range

OTHER NOTES

- Scored then-career-high 19 points (5 3FGs) vs. West Virginia (Dec. 23), 18 points (then-career-high 6 3FGs) at BYU (Dec. 17)
- Transferred from Boston College in June 2010; Sat out 2010-11 season to satisfy NCAA transfer rules
- Trained with Canada's Development National Team in summer 2010 and Canada's Senior Men's National Team in summer 2011
- Uncle, **Jay Triano**, played for Canadian national team for 11 years and spent nearly three years as Toronto Raptors head coach

2011-2012 GAME-BY-GAME

OPPONENT	DATE	GS	MIN	FG	3FG	FT	OR-DR	TR	PF	A	T	B	S	PTS
TEXAS SOUTHERN	11/11	*	25	2-6	2-6	2-2	1-1	2	1	2	1	0	0	8
JACKSON STATE	11/13	*	23	2-6	2-6	2-2	0-0	0	2	3	1	0	1	8
SAN DIEGO STATE	11/15	*	27	5-10	4-8	2-2	0-4	4	2	0	2	0	1	16
S.C. STATE	11/22	*	26	3-6	3-5	0-0	0-0	0	2	1	0	0	0	9
UTA	11/23	*	28	4-9	4-7	0-0	0-3	3	2	0	0	0	0	12
PRAIRIE VIEW A&M	11/29	*	19	1-8	1-6	0-0	0-0	0	3	0	0	0	0	3
at Northwestern	12/4	*	26	4-10	3-9	0-0	1-6	7	2	0	2	0	0	11
BETHUNE-COOKMAN	12/14	*	20	1-4	1-3	0-0	0-0	0	2	1	0	0	0	3
at BYU	12/17	*	33	6-10	6-10	0-0	0-0	0	1	1	1	0	2	18
PAUL QUINN	12/19	*	17	4-6	4-6	0-0	0-2	2	0	3	2	0	1	12
vs. Saint Mary's	12/22	*	29	3-4	2-3	3-3	0-0	0	0	0	0	0	1	11
vs. West Virginia	12/23	*	37	7-10	5-7	0-0	0-0	0	0	1	0	0	2	19
vs. Mississippi State	12/28	*	26	4-7	3-5	0-0	0-0	0	2	0	1	0	0	11
TEXAS A&M	1/2	*	22	0-4	0-2	0-0	0-0	0	1	4	0	0	1	0
at Texas Tech	1/7	*	32	5-7	4-6	2-2	0-1	1	2	1	1	0	0	16
at Kansas State	1/10	*	33	4-10	3-8	2-2	1-1	2	2	2	1	0	4	13
OKLAHOMA STATE	1/14	*	21	3-9	3-7	0-0	3-2	5	0	4	0	0	2	9
at Kansas	1/16	*	26	1-3	1-3	0-0	0-0	0	1	2	0	0	0	3
MISSOURI	1/21	*	25	4-9	2-6	0-0	0-0	0	4	2	1	0	0	10
at Oklahoma	1/24	*	25	2-5	2-4	2-2	0-0	0	1	0	1	0	1	8
TEXAS	1/28	*	27	3-7	1-5	4-5	0-3	3	2	1	0	0	1	11
at Texas A&M	2/1	*	30	1-6	1-6	0-0	0-0	0	0	0	0	0	0	3
at Oklahoma State	2/4	*	34	1-4	1-4	4-5	0-4	4	0	0	1	0	1	7
KANSAS	2/8	*	18	0-2	0-1	0-0	0-0	0	1	0	0	0	0	0
at Missouri	2/11	*	15	2-7	2-5	0-0	0-0	0	2	0	0	0	0	6
IOWA STATE	2/13	*	28	3-5	2-4	0-0	1-1	2	2	1	0	0	0	8
KANSAS STATE	2/18	*	30	4-8	3-6	2-2	0-2	2	0	0	0	0	2	13
at Texas	2/20	*	21	4-5	4-5	0-0	0-0	0	4	0	0	0	0	12
OKLAHOMA	2/25	*	32	5-13	4-9	2-2	0-0	0	0	1	0	0	1	16
TEXAS TECH	2/27	*	20	2-7	1-5	0-0	0-2	2	0	0	0	0	0	5
at Iowa State	3/3	*	28	3-9	0-5	0-0	0-0	0	1	1	0	0	0	6
vs. Kansas State	3/8	*	31	6-11	2-7	1-1	0-1	1	1	1	0	0	0	15
vs. Kansas	3/9	*	33	4-7	4-6	0-0	1-2	3	2	2	0	0	0	12
vs. Missouri	3/10	*	25	5-11	4-8	0-0	1-0	1	3	0	1	0	0	14
vs. South Dakota State	3/15	*	39	5-10	5-10	2-2	0-3	3	3	1	0	0	1	17
vs. Colorado	3/17	*	39	9-13	9-12	0-0	0-1	1	0	0	1	0	1	27
vs. Xavier	3/23	*	32	3-7	1-3	4-4	0-2	2	0	1	0	0	1	11

CAREER STATISTICS

YEAR	GP-GS	MIN-AVG	FG-A	PCT	3FG-A	PCT	FT-A	PCT	OFF-DEF-TOT	AVG	PF-D	A	TO	B	S	TP	AVG
2011-12	37-36	1002-27.1	125-275	.455	99-218	.454	34-36	.944	9-41-50	1.4	48-0	36	17	0	24	383	10.4
CAREER	37-36	1002-27.1	125-275	.455	99-218	.454	34-36	.944	9-41-50	1.4	48-0	36	17	0	24	383	10.4

ALL GAMES

CAREER STATISTICS

YEAR	GP-GS	MIN-AVG	FG-A	PCT	3FG-A	PCT	FT-A	PCT	OFF-DEF-TOT	AVG	PF-D	A	TO	B	S	TP	AVG
2011-12	3-3	110-36.7	17-30	.567	15-25	.600	6-6	1.000	0-6-6	2.0	3-0	2	1	0	3	55	18.3
CAREER	3-3	110-36.7	17-30	.567	15-25	.600	6-6	1.000	0-6-6	2.0	3-0	2	1	0	3	55	18.3

NCAA POSTSEASON

PLAYERS



55 — PIERRE JACKSON

G • 5-10 • 180 • JR. • TR
LAS VEGAS, NEV. (COLLEGE OF SOUTHERN IDAHO)

 Scan to view Pierre Jackson's complete bio at BaylorBears.com

SEASON/CAREER HIGHS

Points: 35 — at Iowa State, 3/3/12
FG: 11 — at Iowa State, 3/3/12
FGA: 19 — at Iowa State, 3/3/12
3FG: 5 — at Iowa State, 3/3/12
3FGA: 10 — at Iowa State, 3/3/12
FT: 12 — at Texas, 2/20/12
FTA: 12 — at Texas, 2/20/12
Rebounds: 6 — at Texas Tech, 1/7/12
Assists: 15 — vs. Missouri, 1/21/12
Steals: 5 — vs. Oklahoma State, 1/14/12
Turnovers: 7 — vs. Texas A&M, 1/2/11
Minutes Played: 38, twice — last at Iowa State, 3/3/12

MISCELLANEOUS

	GAMES	BU W-L
Double-Figure Points:	26	21-5
5+ Rebounds:	7	6-1
5+ Assists:	19	15-4
Led team in Assists:	28	21-7
Double-Doubles:	5	3-2

JACKSON NOTEBOOK

USBWA ALL-DISTRICT VII / NABC ALL-DISTRICT 8, SECOND TEAM
ALL-BIG 12, FIRST TEAM *ESPN.COM, FORT WORTH STAR-TELEGRAM, KANSAS CITY STAR, WACO TRIBUNE-HERALD*
ALL-BIG 12, SECOND TEAM *AP, COACHES, DALLAS MORNING NEWS, SAN ANTONIO EXPRESS-NEWS*
BIG 12 NEWCOMER OF THE YEAR *WACO TRIBUNE-HERALD*
BIG 12 TRANSFER OF THE YEAR *ESPN.COM*
BIG 12 ALL-ROOKIE TEAM *COACHES*
BIG 12 ROOKIE OF THE WEEK JAN. 16, FEB. 6, MARCH 4

LAST TIME OUT — MARCH 23 (XAVIER, NCAA SOUTH REGIONAL SEMIFINAL)

- 16 points, 10 assists and 2 steals in 36 minutes

TRENDS

- NCAA rankings (games thru March 18): 24th in assists, 83rd in steals, 90th in FT%, 171st in assist-turnover ratio
- Baylor career rankings: 4th in 3FG% (42.0)
- Baylor single-season rankings: 2nd in assists (218), 6th in steals (66), 6th in assists-per-game (5.89)

OTHER NOTES

- Poured in 20 points and career-high 15 assists Jan. 21 vs. Missouri (third double-double / 15 assists 6th-most in school history)
- Led College of Southern Idaho to 2011 NJCAA Division I national title
- Named NJCAA Division I Player of the Year after averaging 18.6 points, 3.8 rebounds, 4.4 assists in 36 games
- Set NJCAA National Tournament record with 44 FT made during CSI's 2011 title run

2011-2012 GAME-BY-GAME

OPPONENT	DATE	GS	MIN	FG	3FG	FT	OR-DR	TR	PF	A	T	B	S	PTS
TEXAS SOUTHERN	11/11		25	3-5	0-1	2-2	1-3	4	3	4	4	0	3	8
JACKSON STATE	11/13		24	2-6	2-3	2-2	1-2	3	1	3	1	0	3	8
SAN DIEGO STATE	11/15		25	2-7	1-3	2-2	0-4	4	4	9	4	0	2	7
S.C. STATE	11/22		16	4-7	2-5	1-2	0-2	2	1	2	4	0	1	11
UTA	11/23		20	3-6	2-2	8-10	1-0	1	2	2	3	0	1	16
PRAIRIE VIEW A&M	11/29		26	4-4	2-2	7-7	1-3	4	2	8	2	0	1	17
at Northwestern	12/4		24	7-8	1-2	1-1	1-0	1	3	3	3	0	1	16
BETHUNE-COOKMAN	12/14		23	4-6	2-2	2-2	0-0	0	1	4	1	0	1	12
at BYU	12/17		30	4-8	2-4	3-3	0-3	3	3	7	5	1	1	13
PAUL QUINN	12/19		21	3-5	1-1	0-0	1-4	5	1	4	5	0	1	7
vs. Saint Mary's	12/22		26	3-9	0-4	0-0	1-0	1	2	4	4	0	0	6
vs. West Virginia	12/23		38	9-16	4-7	1-2	1-4	5	2	4	5	0	3	23
vs. Mississippi State	12/28		28	5-13	2-7	2-3	0-3	3	0	3	4	0	1	14
TEXAS A&M	1/2		30	0-1	0-1	4-4	0-1	1	1	4	7	1	4	4
at Texas Tech	1/7		36	6-12	1-2	6-7	0-6	6	2	7	2	0	3	19
at Kansas State	1/10		33	4-11	2-4	0-0	2-3	5	4	11	3	0	2	10
OKLAHOMA STATE	1/14		29	6-12	5-9	1-2	0-3	3	1	8	4	0	5	18
at Kansas	1/16		33	3-9	2-5	3-4	0-2	2	3	11	3	0	3	11
MISSOURI	1/21	*	35	7-10	3-5	3-4	1-3	4	3	15	6	0	1	20
at Oklahoma	1/24	*	35	5-9	3-4	3-3	1-2	3	0	7	6	0	0	16
TEXAS	1/28	*	36	2-7	2-4	1-2	3-0	3	4	7	5	0	1	7
at Texas A&M	2/1	*	35	4-11	2-6	4-5	1-3	4	3	5	3	0	3	14
at Oklahoma State	2/4	*	32	7-17	2-8	0-0	1-1	2	4	4	1	0	0	16
KANSAS	2/8	*	33	7-14	1-2	1-3	0-0	0	4	4	2	0	3	16
at Missouri	2/11	*	35	2-9	0-5	1-2	2-2	4	2	4	3	0	0	5
IOWA STATE	2/13	*	35	2-4	0-2	4-4	0-0	0	1	9	3	0	1	8
KANSAS STATE	2/18	*	33	3-9	1-4	2-3	2-4	6	0	7	5	0	1	9
at Texas	2/20	*	33	5-14	3-6	12-12	1-2	3	4	6	4	0	1	25
OKLAHOMA	2/25	*	38	6-10	4-6	2-2	1-2	3	1	2	5	0	2	18
TEXAS TECH	2/27	*	27	3-6	1-2	1-3	1-1	2	2	4	6	0	2	8
at Iowa State	3/3	*	35	11-19	5-10	8-9	0-5	5	4	3	2	0	1	35
vs. Kansas State	3/8	*	34	6-16	1-5	0-0	2-1	3	3	8	2	0	0	13
vs. Kansas	3/9	*	35	3-9	2-4	5-7	2-3	5	3	7	2	1	2	13
vs. Missouri	3/10	*	34	3-10	1-6	3-4	1-2	3	5	6	2	0	3	10
vs. South Dakota State	3/15	*	32	6-11	2-6	4-5	0-0	0	2	2	2	0	2	18
vs. Colorado	3/17	*	31	6-17	1-6	2-2	1-2	3	2	10	4	0	5	15
vs. Xavier	3/23	*	36	5-12	3-7	3-4	1-1	2	1	10	3	0	2	16

CAREER STATISTICS

ALL GAMES

YEAR	GP-GS	MIN-AVG	FG-A	PCT	3FG-A	PCT	FT-A	PCT	OFF-DEF-TOT	AVG	PF-D	A	TO	B	S	TP	AVG
2011-12	37-19	1134-30.6	165-359	.460	68-162	.420	104-127	.819	31-77-108	2.9	84-1	218	130	3	66	502	13.6
CAREER	37-19	1134-30.6	165-359	.460	68-162	.420	104-127	.819	31-77-108	2.9	84-1	218	130	3	66	502	13.6

CAREER STATISTICS

NCAA POSTSEASON

YEAR	GP-GS	MIN-AVG	FG-A	PCT	3FG-A	PCT	FT-A	PCT	OFF-DEF-TOT	AVG	PF-D	A	TO	B	S	TP	AVG
2011-12	3-3	99-33.0	17-40	.425	6-19	.316	9-11	.818	2-3-5	1.7	5-0	22	9	0	9	49	16.3
CAREER	3-3	99-33.0	17-40	.425	6-19	.316	9-11	.818	2-3-5	1.7	5-0	22	9	0	9	49	16.3

PLAYERS



34 – CORY JEFFERSON

F • 6-9 • 210 • RSO. • 1L
KILLEEN, TEXAS (KILLEEN HS)



Scan to view Cory Jefferson's complete bio at BaylorBears.com

SEASON HIGHS

Points: 13 – vs. Jackson State, 11/13/11
FG: 5, twice – last vs. Kansas, 2/8/12
FGA: 10, twice – last vs. Kansas, 2/8/12
FT: 5 – vs. Jackson State, 11/13/11
FTA: 8 – vs. Oklahoma, 2/25/12
Rebounds: 10 – vs. Texas Southern, 11/11/11
Assists: 1 vs. San Diego State, 11/23/11
Steals: 2 – at Northwestern, 12/4/11
Blocks: 7 – vs. UT Arlington, 11/23/11
Turnovers: 2, twice – last vs. San Diego State, 11/15/11
Minutes Played: 25 – vs. UT Arlington, 11/23/11

CAREER HIGHS

Points: 13 – vs. Jackson State, 11/13/11
FG: 5, twice – last vs. Kansas, 2/8/12
FGA: 10, twice – last vs. Kansas, 2/8/12
FT: 5 – vs. Jackson State, 11/13/11
FTA: 8 – vs. Oklahoma, 2/25/12
Rebounds: 10 – vs. Texas Southern, 11/11/11
Assists: 1 vs. San Diego State, 11/23/11
Steals: 2 – at Northwestern, 12/4/11
Blocks: 7 – vs. UT Arlington, 11/23/11
Turnovers: 2, twice – last vs. San Diego State, 11/15/11
Minutes Played: 25 – vs. UT Arlington, 11/23/11

MISCELLANEOUS

	GAMES	BU W-L
Double-Figure Points:	5	4-1
Double-Figure Rebounds:	1	1-0
2+ Blocks:	12	11-1
Led Team in Blocks:	8	7-1
Double-Doubles:	1	1-0

JEFFERSON NOTEBOOK

LAST TIME OUT – MARCH 23 (XAVIER, NCAA SOUTH REGIONAL SEMIFINAL)

- No stats in 1 minute off the bench

TRENDS

- Surpassed 2009-10 season totals (21 games) through the season's first five games
- Has 2+ blocks in 12 games

OTHER NOTES

- NCAA rankings (games thru March 18): 160th in blocked shots
- Currently 10th on Baylor's single-season list with 42 blocks
- One of 10 Division I student-athletes – along with teammate **A.J. Walton** – who played for Athletes In Action's 10-Day European Tour of Poland and Germany in June 2010 and Macedonia/Kosovo Tour in June 2011
- All-time leading shot blocker in Killeen HS history
- Redshirted in 2010-11 to retain eligibility, did not play in any games

2011-2012 GAME-BY-GAME

OPPONENT	DATE	GS	MIN	FG	3FG	FT	OR-DR	TR	PF	A	T	B	S	PTS
TEXAS SOUTHERN	11/11		19	4-7	0-0	2-4	4-6	10	3	0	2	2	1	10
JACKSON STATE	11/13		20	4-5	0-0	5-7	4-5	9	3	0	1	3	0	13
SAN DIEGO STATE	11/15		20	0-3	0-0	2-2	1-4	5	2	1	2	2	0	2
S.C. STATE	11/22	*	12	0-2	0-0	0-0	0-3	3	3	0	0	1	1	0
UTA	11/23		25	5-10	0-1	0-0	2-5	7	2	0	1	7	0	10
PRAIRIE VIEW A&M	11/29		20	4-4	0-0	4-6	0-2	2	4	0	0	3	1	12
at Northwestern	12/4		12	3-4	0-0	2-3	1-1	2	2	0	0	2	2	8
BETHUNE-COOKMAN	12/14		19	1-3	0-0	0-0	1-6	7	2	0	0	2	1	2
at BYU	12/17		10	0-3	0-0	0-0	0-0	0	1	1	0	0	0	0
PAUL QUINN	12/19		15	4-5	0-0	1-2	1-6	7	2	0	0	3	1	9
vs. Saint Mary's	12/22		10	3-4	0-0	0-0	1-1	2	1	0	0	1	0	6
vs. West Virginia	12/23		5	0-0	0-0	0-0	0-0	0	1	0	0	0	0	0
vs. Mississippi State	12/28		7	0-1	0-0	1-2	2-0	2	1	0	2	0	1	1
TEXAS A&M	1/2		14	2-2	0-0	1-1	0-0	0	2	0	0	2	0	5
at Texas Tech	1/7		4	0-0	0-0	0-0	0-0	0	0	0	0	0	0	0
at Kansas State	1/10		10	1-1	0-0	0-1	0-0	0	1	0	1	1	0	2
OKLAHOMA STATE	1/14		13	4-5	0-0	0-1	0-4	4	3	0	0	2	0	8
at Kansas	1/16		4	1-2	0-0	0-0	0-2	2	1	0	1	0	0	2
MISSOURI	1/21		3	0-1	0-0	0-0	1-0	1	2	0	0	0	0	0
at Oklahoma	1/24		8	0-0	0-0	0-0	0-1	1	0	0	0	0	0	0
TEXAS	1/28		8	0-0	0-0	0-0	0-0	0	2	1	2	1	0	0
at Texas A&M	2/1		8	1-3	0-1	1-2	1-0	1	1	0	0	1	0	3
at Oklahoma State	2/4		9	0-1	0-0	0-0	0-2	2	0	0	1	1	0	0
KANSAS	2/8		23	5-10	0-0	1-2	3-2	5	1	0	1	3	0	11
at Missouri	2/11		5	1-3	0-0	0-0	1-0	1	0	0	0	0	0	2
IOWA STATE	2/13		7	0-1	0-0	0-0	0-3	3	1	0	0	1	0	0
KANSAS STATE	2/18		9	1-2	0-0	0-0	0-1	1	2	0	1	0	0	2
at Texas	2/20		3	0-1	0-0	0-0	0-1	1	0	0	0	0	0	0
OKLAHOMA	2/25		13	1-2	0-0	4-8	0-3	3	0	0	0	0	0	6
TEXAS TECH	2/27		9	1-2	0-0	0-0	1-2	3	1	0	0	3	0	2
at Iowa State	3/3		11	1-2	0-0	3-4	1-5	6	1	0	0	0	0	5
vs. Kansas State	3/8		1	0-0	0-0	0-0	0-0	0	0	0	0	1	0	0
vs. Kansas	3/9		+0	0-0	0-0	0-0	0-0	0	0	0	0	0	0	0
vs. Missouri	3/10													–DNP – (COACH'S DECISION)
vs. South Dakota State	3/15													–DNP – (COACH'S DECISION)
vs. Colorado	3/17													–DNP – (COACH'S DECISION)
vs. Xavier	3/23		1	0-1	0-0	0-0	0-0	0	0	0	0	0	0	0

CAREER STATISTICS

ALL GAMES

YEAR	GP-GS	MIN-AVG	FG-A	PCT	3FG-A	PCT	FT-A	PCT	OFF-DEF-TOT	AVG	PF-D	A	TO	B	S	TP	AVG
2009-10	21-0	97-4.6	9-23	.391	0-1	.000	9-13	.692	12-13-25	1.2	13-0	0	5	4	2	27	1.3
2010-11 – DID NOT PLAY (REDSHIRTED)																	
2011-12	34-1	357-10.5	47-90	.522	0-2	.000	27-45	.600	25-65-90	2.6	45-0	3	15	42	8	121	3.6
CAREER	55-1	454-8.3	56-113	.496	0-3	.000	36-58	.621	37-78-115	2.1	58-0	3	20	46	10	148	2.7

CAREER STATISTICS

NCAA POSTSEASON

YEAR	GP-GS	MIN-AVG	FG-A	PCT	3FG-A	PCT	FT-A	PCT	OFF-DEF-TOT	AVG	PF-D	A	TO	B	S	TP	AVG
2009-10	1-0	3-3.0	0-1	.000	0-0	.000	0-0	.000	2-0-2	2.0	2-0	0	1	0	0	0	0.0
2011-12	1-0	1-1.0	0-1	.000	0-0	.000	0-0	.000	0-0-0	0.0	0-0	0	0	0	0	0	0.0
CAREER	2-0	4-2.0	0-2	.000	0-0	.000	0-0	.000	2-0-2	1.0	2-0	0	1	0	0	0	0.0

PLAYERS



41 — ANTHONY JONES

F • 6-10 • 195 • SR. • 3L
HOUSTON, TEXAS (YATES HS)



Scan to view **Anthony Jones'**
complete bio at *BaylorBears.com*

SEASON HIGHS

Points: 21 — vs. South Carolina State, 11/22/11
FG: 9 — vs. South Carolina State, 11/22/11
FGA: 14 — vs. South Carolina State, 11/22/11
3FG: 3 — vs. South Carolina State, 11/22/11
3FGA: 5 — vs. Jackson State, 11/13/11
FT: 5 — at Oklahoma State, 2/4/12
FTA: 5 — at Oklahoma State, 2/4/12
Rebounds: 12 — vs. Texas Southern, 11/11/11
Assists: 1, three times
Steals: 5 — vs. South Carolina State, 11/22/11
Blocks: 2 — vs. Jackson State, 11/13/11
Turnovers: 3 — vs. Jackson State, 11/13/11
Minutes Played: 35 — vs. San Diego State, 11/15/11

CAREER HIGHS

Points: 21 — vs. South Carolina State, 11/22/11
FG: 9 — vs. South Carolina State, 11/22/11
FGA: 14, twice — last vs. South Carolina State, 11/22/11
3FG: 3 — five times
3FGA: 6 — vs. Sam Houston State, 3/18/10
FT: 7 — vs. Oklahoma State, 1/17/10
FTA: 7, twice — vs. Oklahoma State, 1/22/11
Rebounds: 12 — vs. Texas Southern, 11/11/11
Assists: 5 — vs. Hardin-Simmons, 11/22/09
Blocks: 2 — seven times
Steals: 5 — vs. South Carolina State, 11/22/11
Turnovers: 3 — four times
Minutes Played: 41 — vs. Iowa, 11/27/09

MISCELLANEOUS

	GAMES	BU W-L
Double-Figure Points:	29	24-5
Double-Doubles:	3	3-0

JONES NOTEBOOK

LAST TIME OUT — MARCH 23 (XAVIER, NCAA SOUTH REGIONAL SEMIFINAL)

- 5 points and 1 rebound in 9 minutes off the bench

TRENDS

- Baylor career rankings: 5th in games played (128)
- Streak of 73 consecutive starts snapped Dec. 4 at Northwestern
- 29 career double-figure scoring games (Baylor 24-5 in such contests)

OTHER NOTES

- Part of winningest senior class in program history (100 career victories)
- Scored career-high 21 points on 9-of-14 shooting and swiped career-high 5 steals in 70-50 win Nov. 22 vs. South Carolina State
- Pulled down career-high 12 rebounds vs. Texas Southern — fourth career game with 10+ boards
- Averaging 8.5 points and 5.3 rebounds in 2010-11 ... Only Baylor player to start all 31 games in 2010-11
- One of the highest-ranked recruits in program history

2011-2012 GAME-BY-GAME

OPPONENT	DATE	GS	MIN	FG	3FG	FT	OR-DR	TR	PF	A	T	B	S	PTS
TEXAS SOUTHERN	11/11	*	29	4-9	1-3	2-3	4-8	12	1	0	2	0	2	11
JACKSON STATE	11/13	*	24	4-9	1-5	2-3	2-3	5	0	1	3	2	1	11
SAN DIEGO STATE	11/15	*	35	4-9	2-2	1-1	1-3	4	2	0	1	1	2	11
S.C. STATE	11/22	*	28	9-14	3-4	0-2	2-1	3	0	1	1	1	5	21
UTA	11/23	*	27	4-9	0-2	0-0	4-3	7	2	0	2	0	0	8
PRAIRIE VIEW A&M	11/29	*	21	2-4	1-2	0-0	1-2	3	0	1	0	0	0	5
at Northwestern	12/4		18	0-4	0-4	0-0	0-3	3	0	2	1	0	1	0
BETHUNE-COOKMAN	12/14		18	2-3	1-2	1-2	1-3	4	0	2	2	1	0	6
at BYU	12/17		10	0-1	0-1	0-0	1-0	1	0	1	1	0	1	0
PAUL QUINN	12/19		16	5-10	0-2	0-0	1-2	3	2	0	0	0	0	10
vs. Saint Mary's	12/22		16	2-4	0-2	0-0	0-3	3	1	0	1	0	0	4
vs. West Virginia	12/23		5	0-1	0-0	0-0	0-0	0	0	0	0	0	0	0
vs. Mississippi State	12/28		18	0-3	0-1	1-2	2-5	7	0	0	1	0	3	1
TEXAS A&M	1/2		16	2-4	0-1	0-0	3-2	5	0	0	0	0	1	4
at Texas Tech	1/7		9	0-1	0-1	0-0	0-0	0	0	0	0	0	1	0
at Kansas State	1/10		5	0-1	0-0	0-0	1-0	1	0	0	0	0	0	0
OKLAHOMA STATE	1/14		10	3-5	0-0	0-0	2-2	4	0	1	0	0	1	6
at Kansas	1/16		4	0-1	0-1	0-0	1-0	1	0	0	0	0	0	0
MISSOURI	1/21		11	1-3	1-1	0-0	1-1	2	0	0	0	1	0	3
at Oklahoma	1/24		26	4-8	2-5	1-2	1-1	2	1	2	0	0	0	11
TEXAS	1/28		11	1-1	1-1	0-0	0-0	0	2	0	1	0	0	3
at Texas A&M	2/1		15	1-3	0-1	0-0	1-5	6	0	0	0	0	0	2
at Oklahoma State	2/4		12	1-2	0-1	5-5	0-0	0	1	1	0	0	0	7
KANSAS	2/8		11	1-3	0-1	0-0	1-3	4	0	0	1	0	0	2
at Missouri	2/11		17	3-3	1-1	0-0	2-3	5	0	0	1	0	1	7
IOWA STATE	2/13		25	5-7	2-4	0-0	2-3	5	0	1	0	0	1	12
KANSAS STATE	2/18		23	1-3	0-1	0-0	1-2	3	0	1	4	0	2	2
at Texas	2/20		7	1-2	1-2	0-0	1-0	1	1	0	0	0	0	3
OKLAHOMA	2/25		4	1-3	0-1	0-0	1-0	1	0	0	1	0	1	2
TEXAS TECH	2/27	*	17	5-6	2-3	1-3	0-3	3	1	1	0	0	1	13
at Iowa State	3/3		8	1-3	0-1	0-0	0-2	2	1	1	3	0	0	2
vs. Kansas State	3/8		5	0-1	0-1	0-0	0-0	0	0	0	0	0	0	0
vs. Kansas	3/9						—DNP — (COACH'S DECISION)							
vs. Missouri	3/10		2	0-0	0-0	1-2	0-0	0	0	0	0	0	0	1
vs. South Dakota State	3/15		9	4-5	1-2	2-2	1-1	2	0	0	1	0	0	11
vs. Colorado	3/17		13	2-2	1-1	3-7	1-2	3	0	0	0	0	1	8
vs. Xavier	3/23		9	2-5	1-2	0-0	0-1	1	0	0	0	0	0	5

CAREER STATISTICS

ALL GAMES

YEAR	GP-GS	MIN-AVG	FG-A	PCT	3FG-A	PCT	FT-A	PCT	OFF-DEF-TOT	AVG	PF-D	A	TO	B	S	TP	AVG
2008-09	25-0	231-9.2	22-65	.338	12-45	.267	5-8	.625	11-21-32	1.3	11-0	5	8	11	6	61	2.4
2009-10	36-36	958-26.6	85-205	.415	23-69	.333	30-47	.638	48-125-173	4.8	32-1	39	46	15	18	223	6.2
2010-11	31-31	923-29.8	90-174	.517	28-71	.394	54-66	.818	42-121-163	5.3	40-0	29	47	12	20	262	8.5
2011-12	36-7	534-14.8	75-152	.493	22-62	.355	20-34	.588	39-67-106	2.9	15-0	16	28	6	25	192	5.3
CAREER	128-74	2646-20.7	272-596	.456	85-247	.344	109-155	.703	140-334-474	3.7	98-1	89	129	44	69	738	5.8

CAREER STATISTICS

NCAA POSTSEASON

YEAR	GP-GS	MIN-AVG	FG-A	PCT	3FG-A	PCT	FT-A	PCT	OFF-DEF-TOT	AVG	PF-D	A	TO	B	S	TP	AVG
2009-10	4-4	102-25.5	9-25	.360	5-13	.385	0-2	.000	2-14-16	4.0	3-0	6	3	1	1	23	5.8
2011-12	3-0	31-10.3	8-12	.667	3-5	.600	5-9	.556	2-4-6	2.0	0-0	0	1	0	1	24	8.0
CAREER	7-4	133-19.0	17-37	.459	8-18	.444	5-11	.455	4-18-22	3.1	3-0	6	4	1	2	47	6.7

PLAYERS



1 — PERRY JONES III

F • 6-11 • 235 • SO. • 1L
DUNCANVILLE, TEXAS (DUNCANVILLE HS)



Scan to view Perry Jones III's complete bio at BaylorBears.com

SEASON HIGHS

Points: 31 — vs. Kansas State, 3/8/12
FG: 11, twice — last vs. Kansas State, 3/8/12
FGA: 17 — at Kansas, 1/16/12
3FG: 2, three times
3FGA: 3 — vs. Saint Mary's, 12/22/11
FT: 8 — vs. Texas, 1/28/12
FTA: 11 — vs. Texas, 1/28/12
Rebounds: 14 — vs. Texas, 1/28/12
Assists: 4 — at BYU, 12/17/11
Steals: 4 — vs. Kansas, 2/8/12
Blocks: 4 — vs. Saint Mary's, 12/22/11
Turnovers: 5 — at Kansas State, 1/10/12
Minutes Played: 41 — vs. West Virginia, 12/23/11

CAREER HIGHS

Points: 31 — vs. Kansas State, 3/8/12
FG: 11, twice — last vs. Kansas State, 3/8/12
FGA: 17 — at Kansas, 1/16/12
3FG: 2, three times
3FGA: 3 — vs. Saint Mary's, 12/22/11
FT: 10 — vs. Oklahoma State, 1/22/11
FTA: 12 — vs. Oklahoma State, 1/22/11
Rebounds: 14 — vs. Texas, 1/28/12
Assists: 4, three times
Steals: 5 — at Texas Tech, 1/8/11
Blocks: 4, twice — last vs. Saint Mary's, 12/22/11
Turnovers: 7 — vs. Grambling State, 11/12/10
Minutes Played: 43 — at Texas A&M, 2/5/11

MISCELLANEOUS

	GAMES	BU W-L
Double-Figure Points:	46	33-13
20+ Points:	11	10-1
Double-Figure Rebounds:	16	12-4
Led Team in Rebounds:	24	16-8
Double-Doubles:	12	9-3

JONES III NOTEBOOK

BIG 12 ALL-TOURNAMENT TEAM
USBWA ALL-DISTRICT VII / NABC ALL-DISTRICT 8, SECOND TEAM
ALL-BIG 12, SECOND TEAM AP, ESPN.COM, KANSAS CITY STAR
ALL-BIG 12, THIRD TEAM COACHES
BIG 12 CO-PLAYER OF THE WEEK DEC. 19, JAN. 16

LAST TIME OUT — MARCH 23 (XAVIER, NCAA SOUTH REGIONAL SEMIFINAL)

- 14 points (7-8 FG), 5 rebounds, 1 block and 1 steal in 26 minutes

TRENDS

- NCAA rankings (games thru March 18): 75th in FG%, 112th in rebounds

OTHER NOTES

- Scored then-career-high 28 points on career-best 11 FG in Dec. 17 road win at BYU
- Scored 27 points on 10-of-14 shooting in season debut Nov. 29 vs. Prairie View A&M
- Sat out first five games of 2011-12 season to satisfy six-game suspension handed down in March 2011 by NCAA
- Named 2011-12 Preseason Big 12 Player of the Year by the league's coaches, becoming first player in program history to earn conference preseason POY honors
- Named Freshman All-American by USBWA, *Basketball Times* and *CollegeInsider.com*
- Unanimous Big 12 All-Rookie selection as freshman in 2010-11

2011-2012 GAME-BY-GAME

OPPONENT	DATE	GS	MIN	FG	3FG	FT	OR-DR	TR	PF	A	T	B	S	PTS
TEXAS SOUTHERN	11/11													
JACKSON STATE	11/13													
SAN DIEGO STATE	11/15													
S.C. STATE	11/22													
UTA	11/23													
PRAIRIE VIEW A&M	11/29	*	31	10-14	0-0	7-9	2-4	6	1	0	0	0	1	27
at Northwestern	12/4	*	29	5-8	0-1	2-2	0-6	6	3	2	0	0	1	12
BETHUNE-COOKMAN	12/14	*	25	4-7	0-0	0-0	4-0	4	1	1	4	1	1	8
at BYU	12/17	*	33	11-16	2-2	4-7	3-5	8	3	4	1	0	3	28
PAUL QUINN	12/19	*	23	3-3	0-0	0-0	3-2	5	1	1	2	1	0	6
vs. Saint Mary's	12/22	*	36	5-12	2-3	2-5	3-6	9	3	0	1	4	0	14
vs. West Virginia	12/23	*	41	2-9	0-2	0-0	3-7	10	3	0	1	0	2	4
vs. Mississippi State	12/28	*	36	4-13	0-1	0-0	2-4	6	1	1	2	1	0	8
TEXAS A&M	1/2	*	32	6-12	0-2	2-2	1-11	12	2	1	3	1	0	14
at Texas Tech	1/7	*	29	4-8	0-0	1-6	1-5	6	4	1	3	3	1	9
at Kansas State	1/10	*	32	8-12	0-0	1-2	4-4	8	4	0	5	0	1	17
OKLAHOMA STATE	1/14	*	27	8-12	1-2	2-4	6-6	12	0	3	0	0	2	19
at Kansas	1/16	*	31	8-17	1-4	1-2	2-3	5	2	1	3	2	2	18
MISSOURI	1/21	*	29	4-7	0-0	0-0	0-4	4	1	1	3	0	0	8
at Oklahoma	1/24	*	32	9-15	0-2	3-4	2-10	12	1	0	2	1	2	21
TEXAS	1/28	*	35	7-12	0-1	8-11	3-11	14	3	3	3	0	0	22
at Texas A&M	2/1	*	37	7-13	0-1	1-1	2-3	5	0	2	0	0	0	15
at Oklahoma State	2/4	*	34	7-13	0-1	2-2	7-4	11	2	0	1	0	0	16
KANSAS	2/8	*	25	1-8	0-0	3-4	2-1	3	4	1	2	0	4	5
at Missouri	2/11	*	31	2-12	0-0	0-0	5-2	7	1	2	2	0	1	4
IOWA STATE	2/13	*	33	8-13	0-1	2-2	2-5	7	2	2	2	0	1	18
KANSAS STATE	2/18	*	22	2-6	0-0	0-0	2-2	4	5	0	0	0	1	4
at Texas	2/20	*	30	3-14	0-0	4-6	2-1	3	2	3	2	0	0	10
OKLAHOMA	2/25	*	22	3-11	0-3	2-2	1-5	6	3	1	2	1	1	8
TEXAS TECH	2/27	*	27	5-8	0-0	5-5	4-6	10	3	3	1	1	1	15
at Iowa State	3/3	*	36	5-11	0-0	0-0	4-8	12	2	0	0	0	1	10
vs. Kansas State	3/8	*	31	11-14	2-2	7-9	5-6	11	3	1	4	2	0	31
vs. Kansas	3/9	*	34	7-16	1-2	3-3	1-6	7	3	2	0	0	1	18
vs. Missouri	3/10	*	29	6-12	0-1	4-5	4-7	11	4	1	0	1	0	16
vs. South Dakota State	3/15	*	33	1-6	0-0	0-3	3-8	11	1	1	2	0	0	2
vs. Colorado	3/17	*	27	3-8	0-0	1-1	1-3	4	2	1	0	0	0	7
vs. Xavier	3/23	*	26	7-8	0-0	0-0	2-3	5	3	1	1	1	1	14

CAREER STATISTICS

YEAR	GP-GS	MIN-AVG	FG-A	PCT	3FG-A	PCT	FT-A	PCT	OFF-DEF-TOT	AVG	PF-D	A	TO	B	S	TP	AVG
2010-11	30-30	1017-33.9	162-295	.549	2-10	.200	91-137	.664	79-136-215	7.2	71-0	36	69	27	16	417	13.9
2011-12	32-32	978-30.6	176-350	.503	9-31	.290	67-97	.691	86-158-244	7.6	73-1	40	52	20	28	428	13.4
CAREER	62-62	1995-32.2	338-645	.524	11-41	.268	158-234	.675	165-294-459	7.4	144-1	76	121	47	44	845	13.6

CAREER STATISTICS

YEAR	GP-GS	MIN-AVG	FG-A	PCT	3FG-A	PCT	FT-A	PCT	OFF-DEF-TOT	AVG	PF-D	A	TO	B	S	TP	AVG
2011-12	3-3	86-28.7	11-22	.500	0-0	.000	1-4	.250	6-14-20	6.7	6-0	3	3	1	1	23	7.7
CAREER	3-3	86-28.7	11-22	.500	0-0	.000	1-4	.250	6-14-20	6.7	6-0	3	3	1	1	23	7.7

PLAYERS



30 – QUINCY MILLER

F • 6-10 • 210 • FR. • HS
HIGH POINT, N.C. (WESTCHESTER COUNTRY DAY)

 Scan to view Quincy Miller's complete bio at BaylorBears.com

SEASON/CAREER HIGHS

Points: 29 – vs. Missouri, 1/21/12
FG: 12 – vs. Missouri, 1/21/12
FGA: 17 – vs. Missouri, 1/21/12
3FG: 3, twice – last vs. Oklahoma State, 1/14/12
3FGA: 5 – vs. Oklahoma State, 1/14/12
FT: 11 – vs. UT Arlington, 11/23/11
FTA: 12 – vs. UT Arlington, 11/23/11
Rebounds: 11, multiple times
Assists: 6, twice – last at Northwestern, 12/4/11
Steals: 3 – at Missouri, 2/11/12
Blocks: 2, multiple times
Turnovers: 5 – at Texas Tech, 1/7/12
Minutes Played: 34, twice – last vs. Texas, 1/28/12

MISCELLANEOUS

	GAMES	BU W-L
Double-Figure Points:	18	14-4
Led Team in Scoring:	7	5-2
Double-Figure Rebounds:	3	2-1
5+ Assists:	3	3-0
Double-Doubles:	2	1-1

MILLER NOTEBOOK

BIG 12 CO-FRESHMAN OF THE YEAR COACHES

BIG 12 FRESHMAN OF THE YEAR SPORTING NEWS

ALL-BIG 12, HONORABLE MENTION COACHES

BIG 12 ALL-ROOKIE TEAM COACHES

BIG 12 ALL-FRESHMAN TEAM WACO TRIBUNE-HERALD

LAST TIME OUT – MARCH 23 (XAVIER, NCAA SOUTH REGIONAL SEMIFINAL)

- 6 points, 3 rebounds and 1 block in 27 minutes

OTHER NOTES

- NCAA rankings (games thru March 18): 104th in FT%
- Has dished out career-high 6 assists three times – Nov. 23 vs. UTA, Dec. 4 at Northwestern and Feb. 13 vs. Iowa State
- 4 of his 5 20-point games this season have been in Big 12 play
- One of two Baylor players (Perry Jones III) named to 2011-12 Naismith Trophy Preseason Watch List
- Comprised Baylor's consensus top-20 recruiting class of 2011 with Westchester Country Day School teammate Deuce Bello
- Named Jordan Brand Classic All-American; Suffered season-ending ACL injury as high school senior
- Fifth consensus top-50 recruit in last five seasons at Baylor, joining Lacey Darius Dunn (2007), Anthony Jones (2008), Nolan Dennis (2009) and Perry Jones III (2010)

2011-2012 GAME-BY-GAME

OPPONENT	DATE	GS	MIN	FG	3FG	FT	OR-DR	TR	PF	A	T	B	S	PTS
TEXAS SOUTHERN	11/11	*	27	6-11	2-4	3-4	0-4	4	3	1	2	1	0	17
JACKSON STATE	11/13	*	22	5-12	3-3	4-5	1-3	4	1	3	2	2	1	17
SAN DIEGO STATE	11/15	*	25	7-12	1-2	5-6	4-2	6	3	1	3	0	1	20
S.C. STATE	11/22	*	32	2-8	0-1	1-2	0-3	3	1	1	2	1	1	5
UTA	11/23	*	34	3-9	0-2	11-12	4-7	11	3	6	3	0	1	17
PRAIRIE VIEW A&M	11/29			-DNP - (INJURED)										
at Northwestern	12/4	*	24	1-2	0-1	1-2	0-3	3	2	6	2	1	0	3
BETHUNE-COOKMAN	12/14	*	24	3-6	1-2	0-0	2-6	8	1	2	0	1	0	7
at BYU	12/17	*	22	4-9	0-0	0-0	1-3	4	3	1	2	2	0	8
PAUL QUINN	12/19	*	23	1-4	0-2	1-2	0-5	5	1	4	2	2	2	3
vs. Saint Mary's	12/22	*	26	6-10	0-1	3-4	2-3	5	2	0	4	0	2	15
vs. West Virginia	12/23	*	15	3-6	1-2	0-1	0-2	2	2	1	2	0	0	7
vs. Mississippi State	12/28	*	25	4-7	0-1	4-5	2-4	6	4	1	2	0	1	12
TEXAS A&M	1/2	*	27	5-13	0-1	1-5	3-5	8	2	1	1	1	0	11
at Texas Tech	1/7	*	29	3-7	0-2	9-11	4-5	9	2	0	5	0	0	15
at Kansas State	1/10	*	20	4-6	1-2	0-0	0-2	2	4	0	1	0	1	9
OKLAHOMA STATE	1/14	*	25	6-10	3-5	6-6	0-4	4	3	1	0	1	0	21
at Kansas	1/16	*	30	5-12	2-5	5-5	0-2	2	2	1	2	0	2	17
MISSOURI	1/21	*	31	12-17	1-1	4-5	4-0	4	2	0	4	2	0	29
at Oklahoma	1/24	*	22	2-6	1-2	0-0	1-3	4	1	2	0	0	0	5
TEXAS	1/28	*	34	5-11	0-2	8-10	2-4	6	1	1	2	1	0	18
at Texas A&M	2/1	*	18	3-8	3-3	0-0	4-7	11	4	1	0	1	1	9
at Oklahoma State	2/4	*	26	3-11	1-4	0-0	0-5	5	4	1	3	0	1	7
KANSAS	2/8	*	14	1-4	1-2	0-0	1-1	2	1	0	1	0	2	3
at Missouri	2/11	*	30	7-10	1-1	5-5	2-5	7	2	0	2	0	3	20
IOWA STATE	2/13	*	25	8-13	0-0	0-0	0-0	0	0	6	1	1	0	16
KANSAS STATE	2/18	*	29	4-10	0-1	4-5	5-6	11	0	2	4	0	1	12
at Texas	2/20	*	22	0-4	0-2	0-0	0-0	0	4	2	2	0	1	0
OKLAHOMA	2/25	*	30	2-8	0-3	8-9	1-8	9	0	0	2	0	1	12
TEXAS TECH	2/27	*	13	2-5	0-1	0-0	0-1	1	0	2	1	0	0	4
at Iowa State	3/3	*	25	3-9	0-1	0-0	0-2	2	4	1	1	0	0	6
vs. Kansas State	3/8	*	21	1-2	0-1	0-0	1-3	4	3	0	0	0	0	2
vs. Kansas	3/9	*	18	3-8	1-3	6-6	4-4	8	1	1	1	1	1	13
vs. Missouri	3/10	*	25	3-8	0-1	0-0	1-2	3	0	0	2	0	0	6
vs. South Dakota State	3/15	*	21	4-9	0-1	2-2	3-1	4	0	1	0	1	0	10
vs. Colorado	3/17	*	23	3-9	0-0	2-2	1-4	5	2	1	2	2	1	8
vs. Xavier	3/23	*	27	3-7	0-2	0-0	0-3	3	1	1	2	1	1	6

CAREER STATISTICS

ALL GAMES

YEAR	GP-GS	MIN-AVG	FG-A	PCT	3FG-A	PCT	FT-A	PCT	OFF-DEF-TOT	AVG	PF-D	A	TO	B	S	TP	AVG
2011-12	36-34	884-24.6	137-303	.452	23-67	.343	93-114	.816	54-122-176	4.9	66-0	52	65	22	25	390	10.8
CAREER	36-34	884-24.6	137-303	.452	23-67	.343	93-114	.816	54-122-176	4.9	66-0	52	65	22	25	390	10.8

CAREER STATISTICS

NCAA POSTSEASON

YEAR	GP-GS	MIN-AVG	FG-A	PCT	3FG-A	PCT	FT-A	PCT	OFF-DEF-TOT	AVG	PF-D	A	TO	B	S	TP	AVG
2011-12	3-3	71-23.7	10-25	.400	0-3	.000	4-4	1.000	4-8-12	4.0	3-0	3	4	4	2	24	8.0
CAREER	3-3	71-23.7	10-25	.400	0-3	.000	4-4	1.000	4-8-12	4.0	3-0	3	4	4	2	24	8.0

PLAYERS



2 – JACOB NEUBERT

F • 6-5 • 200 • JR. • 1L
WACO, TEXAS (MIDWAY HS)



Scan to view **Jacob Neubert's**
 complete bio at *BaylorBears.com*

SEASON HIGHS

Points: 2 – vs. Paul Quinn, 12/19/11
FG: 1 – vs. Paul Quinn, 12/19/11
FGA: 2 – vs. Paul Quinn, 12/19/11
3FG: –
3FGA: –
FT: –
FTA: –
Rebounds: 2 – vs. Paul Quinn, 12/19/11
Assists: –
Steals: –
Blocks: 1 – vs. Paul Quinn, 12/19/11
Turnovers: –
Minutes Played: 3 – vs. Paul Quinn, 12/19/11

CAREER HIGHS

Points: 4 – vs. San Diego, 12/22/10
FG: 2 – vs. San Diego, 12/22/10
FGA: 3 – vs. San Diego, 12/22/10
3FG: –
3FGA: 1 – vs. San Diego, 12/22/10
FT: –
FTA: –
Rebounds: 3 – vs. San Diego, 12/22/10
Assists: –
Steals: –
Blocks: 1 – vs. Paul Quinn, 12/19/11
Turnovers: –
Minutes Played: 5 – vs. San Diego, 12/22/10

MISCELLANEOUS

	GAMES	BU W-L
Double-Figure Points:	0	0-0
20+ Points:	0	0-0
Double-Figure Rebounds:	0	0-0
Led Team in Rebounds:	0	0-0
Double-Doubles:	0	0-0

NEUBERT NOTEBOOK

BIG 12 COMMISSIONER'S HONOR ROLL FALL 2011

LAST TIME OUT – MARCH 23 (XAVIER, NCAA SOUTH REGIONAL SEMIFINAL)

- DNP (coach's decision)

OTHER NOTES

- Was a three-year letterman at Midway High School in Waco, Texas
- Named to all-district and Super Centex first teams as a senior in 2008-09
- Also named Midway's Team MVP and earned TABC Academic all-state accolades as a senior

2011-2012 GAME-BY-GAME


OPPONENT	DATE	GS	MIN	FG	3FG	FT	OR-DR	TR	PF	A	T	B	S	PTS
TEXAS SOUTHERN	11/11		1	0-0	0-0	0-0	0-0	0	1	0	0	0	0	0
JACKSON STATE	11/13		1	0-0	0-0	0-0	1-0	1	0	0	0	0	0	0
SAN DIEGO STATE	11/15			–DNP – (COACH'S DECISION)										
S.C. STATE	11/22	1	0-0	0-0	0-0	0-0		0	0	0	0	0	0	0
UTA	11/23			–DNP – (COACH'S DECISION)										
PRAIRIE VIEW A&M	11/29	1	0-0	0-0	0-0	0-0		0	0	0	0	0	0	0
at Northwestern	12/4	2	0-0	0-0	0-0	0-0		0	0	0	0	0	0	0
BETHUNE-COOKMAN	12/14			–DNP – (COACH'S DECISION)										
at BYU	12/17			–DNP – (COACH'S DECISION)										
PAUL QUINN	12/19	3	1-2	0-0	0-0	0-2		2	0	0	0	1	0	2
vs. Saint Mary's	12/22			–DNP – (COACH'S DECISION)										
vs. West Virginia	12/23	0+	0-0	0-0	0-0	0-0		0	0	0	0	0	0	0
vs. Mississippi State	12/28			–DNP – (COACH'S DECISION)										
TEXAS A&M	1/2			–DNP – (COACH'S DECISION)										
at Texas Tech	1/7			–DNP – (COACH'S DECISION)										
at Kansas State	1/10			–DNP – (COACH'S DECISION)										
OKLAHOMA STATE	1/14		0	1	0-0	0-0		0-0	0-0	0-0			0	
at Kansas	1/16			–DNP – (COACH'S DECISION)										
MISSOURI	1/21			–DNP – (COACH'S DECISION)										
at Oklahoma	1/24			–DNP – (COACH'S DECISION)										
TEXAS	1/28			–DNP – (COACH'S DECISION)										
at Texas A&M	2/1			–DNP – (COACH'S DECISION)										
at Oklahoma State	2/4			–DNP – (COACH'S DECISION)										
KANSAS	2/8			–DNP – (COACH'S DECISION)										
at Missouri	2/11			–DNP – (COACH'S DECISION)										
IOWA STATE	2/13			–DNP – (COACH'S DECISION)										
KANSAS STATE	2/18			–DNP – (COACH'S DECISION)										
at Texas	2/20			–DNP – (COACH'S DECISION)										
OKLAHOMA	2/25			–DNP – (COACH'S DECISION)										
TEXAS TECH	2/27	1	0-0	0-0	0-0	0-1		1	0	0	0	0	0	0
at Iowa State	3/3			–DNP – (COACH'S DECISION)										
vs. Kansas State	3/8			–DNP – (COACH'S DECISION)										
vs. Kansas	3/9			–DNP – (COACH'S DECISION)										
vs. Missouri	3/10			–DNP – (COACH'S DECISION)										
vs. South Dakota State	3/15			–DNP – (COACH'S DECISION)										
vs. Colorado	3/17			–DNP – (COACH'S DECISION)										
vs. Xavier	3/23			–DNP – (COACH'S DECISION)										

CAREER STATISTICS

ALL GAMES

YEAR	GP-GS	MIN-AVG	FG-A	PCT	3FG-A	PCT	FT-A	PCT	OFF-DEF-TOT	AVG	PF-D	A	TO	B	S	TP	AVG
2010-11	6-0	13-2.2	2-6	.333	0-1	.000	0-0	.000	2-2-4	0.7	0-0	0	1	0	0	4	0.7
2011-12	9-0	11-1.2	1-3	.333	0-0	.000	0-0	.000	1-3-4	0.4	1-0	0	0	1	0	2	0.2
CAREER	15-0	24-1.6	3-9	.333	0-1	.000	0-0	.000	3-5-8	0.5	1-0	0	1	1	0	6	0.4

PLAYERS



WALTON NOTEBOOK

LAST TIME OUT – MARCH 23 (XAVIER, NCAA SOUTH REGIONAL SEMIFINAL)

- 2 points, 5 assists and 1 steal in 20 minutes

TRENDS

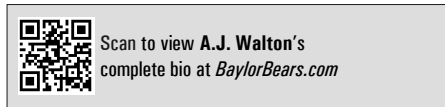
- Baylor career rankings: 2nd in steals (160), 7th in steals per game (1.55), 6th in assists (318)
- Has 2+ steals in 16 games
- Streak of 48 consecutive starts at point guard snapped Jan. 21 vs. Missouri
- 30 career 5+ assists games (Baylor 25-5 in such contests) ... 24 career games with 3+ steals

OTHER NOTES

- One of 10 Division I student-athletes – along with teammate **Cory Jefferson** – to play for Athletes In Action's 10-Day European Tour of Poland and Germany in June 2010 and Macedonia/Kosovo Tour in June 2011

22 – A.J. WALTON

G • 6-1 • 185 • JR. • 2L
LITTLE ROCK, AR. (HALL HS)



Scan to view **A.J. Walton's**
 complete bio at *BaylorBears.com*

SEASON HIGHS

Points: 13 – vs. Texas Tech, 2/27/12
FG: 5, twice – last vs. Kansas State, 3/8/12
FGA: 6, multiple times
3FG: 1, multiple times
3FGA: 3, twice – at BYU, 12/17/11
FT: 7 – vs. Kansas, 3/9/12
FTA: 8 – vs. Kansas, 3/9/12
Rebounds: 7 – vs. South Dakota State, 3/15/12
Assists: 7 – vs. UT Arlington, 11/23/11
Steals: 3, three times
Blocks: –
Turnovers: 6, twice – last vs. UT Arlington, 11/23/11
Minutes Played: 31 – vs. South Dakota State, 3/15/12

CAREER HIGHS

Points: 15 – vs. Florida State, 12/25/10
FG: 5, twice – last vs. Kansas State, 3/8/12
FGA: 13 – vs. Texas Southern, 1/2/11
3FG: 3 – vs. Florida State, 12/25/10
3FGA: 6, twice – vs. Lipscomb, 11/22/10
FT: 7 – vs. Kansas, 3/9/12
FTA: 8 – vs. Kansas, 3/9/12
Rebounds: 7, twice – last vs. South Dakota State, 3/15/12
Assists: 10 – vs. Bethune-Cookman, 12/15/10
Steals: 6 – at Texas, 1/30/10
Blocks: 1 – three times
Turnovers: 9 – vs. Oklahoma State, 1/22/11
Minutes Played: 40 – vs. Hartford, 11/13/09

2011-2012 GAME-BY-GAME

OPPONENT	DATE	GS	MIN	FG	3FG	FT	OR-DR	TR	PF	A	T	B	S	PTS
TEXAS SOUTHERN	11/11	*	20	1-3	1-3	2-2	0-1	1	3	6	2	0	2	5
JACKSON STATE	11/13	*	26	2-6	0-2	2-2	0-3	3	1	5	0	0	3	6
SAN DIEGO STATE	11/15	*	22	1-3	0-1	1-3	1-2	3	4	4	6	0	2	3
S.C. STATE	11/22	*	26	2-4	0-2	1-2	2-3	5	2	6	2	0	3	5
UTA	11/23	*	23	0-3	0-0	0-0	2-2	4	5	7	6	0	2	0
PRAIRIE VIEW A&M	12/17	*	20	0-5	0-0	3-4	2-1	3	1	1	3	0	0	3
at Northwestern	12/14	*	21	1-2	0-1	0-0	0-4	4	2	5	4	0	2	2
BETHUNE-COOKMAN	12/14	*	20	4-5	0-0	1-3	0-1	1	2	3	1	0	2	9
at BYU	12/17	*	17	2-4	1-3	0-1	0-4	4	3	0	1	0	2	5
PAUL QUINN	12/19	*	15	1-3	1-1	0-0	0-3	3	1	5	2	0	0	3
vs. Saint Mary's	12/22	*	19	2-4	0-0	0-0	1-2	3	1	2	2	0	1	4
vs. West Virginia	12/23	*	21	1-4	0-0	5-6	1-3	4	3	4	2	0	1	7
vs. Mississippi State	12/28	*	19	0-2	0-1	0-0	2-4	6	2	3	1	0	3	0
TEXAS A&M	1/2	*	21	2-6	1-2	5-6	0-4	4	2	2	2	0	0	10
at Texas Tech	1/7	*	12	1-1	0-0	0-0	0-1	1	3	2	1	0	1	2
at Kansas State	1/10	*	24	1-4	0-0	6-6	1-1	2	4	6	3	0	3	8
OKLAHOMA STATE	1/14	*	20	0-1	0-0	0-0	2-0	2	5	3	2	0	0	0
at Kansas	1/16	*	24	3-6	0-2	0-0	0-1	1	5	2	0	0	2	6
MISSOURI	1/21	*	22	0-2	0-2	0-0	0-0	0	4	2	2	0	3	0
at Oklahoma	1/24	*	11	0-0	0-0	0-0	0-1	1	3	1	3	0	0	0
TEXAS	1/28	*	12	0-1	0-0	2-2	0-0	0	3	0	2	0	0	2
at Texas A&M	2/1	*	17	1-6	0-1	1-2	0-3	3	1	2	1	0	2	3
at Oklahoma State	2/4	*	15	0-3	0-1	0-2	0-1	1	2	0	3	0	2	0
KANSAS	2/8	*	19	0-2	0-0	2-2	0-1	1	2	1	1	0	0	2
at Missouri	2/11	*	20	1-5	0-1	0-0	0-1	1	2	2	0	0	1	2
IOWA STATE	2/13	*	7	0-1	0-0	0-0	0-2	2	1	3	1	0	0	0
KANSAS STATE	2/18	*	11	0-2	0-0	0-0	0-0	0	1	2	0	0	0	0
at Texas	2/20	*	28	1-3	0-1	0-0	1-4	5	4	5	1	0	1	2
OKLAHOMA	2/25	*	22	1-2	0-1	0-0	2-3	5	3	3	1	1	1	2
TEXAS TECH	2/27	*	19	5-6	2-3	1-1	1-2	3	3	2	3	1	0	13
at Iowa State	3/3	*	14	0-3	0-2	0-0	0-0	0	3	0	2	0	1	0
vs. Kansas State	3/8	*	32	5-6	0-1	1-3	2-2	4	3	3	3	0	4	11
vs. Kansas	3/9	*	30	2-5	1-1	7-8	2-4	6	4	2	3	0	1	12
vs. Missouri	3/10	*	26	3-11	0-2	2-2	1-3	4	4	2	2	0	2	8
vs. South Dakota State	3/15	*	31	1-6	0-0	0-0	2-5	7	4	3	2	0	1	2
vs. Colorado	3/17	*	27	1-7	0-1	2-2	2-2	4	1	1	1	0	1	4

MISCELLANEOUS

	GAMES	BU W-L
Double-Figure Points:	11	9-2
5+ Assists:	29	24-5
Led Team in Assists:	32	23-9

CAREER STATISTICS

YEAR	GP-GS	MIN-AVG	FG-A	PCT	3FG-A	PCT	FT-A	PCT	OFF-DEF-TOT	AVG	PF-D	A	TO	B	S	TP	AVG
2009-10	36-4	634-17.6	48-97	.495	17-37	.459	24-43	.558	14-68-82	2.3	76-2	71	47	2	42	137	3.8
2010-11	30-30	990-33.0	77-192	.401	30-78	.385	53-84	.631	18-77-95	3.2	90-4	142	101	2	68	237	7.9
2011-12	37-18	753-20.4	46-141	.326	7-36	.194	44-59	.746	28-76-104	2.8	102-4	105	75	2	50	143	3.9
CAREER	103-52	2377-23.1	171-430	.398	54-151	.358	121-186	.651	60-221-281	2.7	271-10	318	223	6	160	517	5.0

CAREER STATISTICS

YEAR	GP-GS	MIN-AVG	FG-A	PCT	3FG-A	PCT	FT-A	PCT	OFF-DEF-TOT	AVG	PF-D	A	TO	B	S	TP	AVG
2009-10	4-0	76-19.0	5-12	.417	3-8	.375	1-5	.200	3-8-11	2.8	6-0	11	4	0	5	14	3.5
2011-12	3-0	78-26.0	3-17	.176	0-2	.000	2-2	1.000	5-9-14	4.7	10-1	9	7	0	3	8	2.7
CAREER	7-0	154-22.0	8-29	.276	3-10	.300	3-7	.429	8-17-25	3.6	16-1	20	11	0	8	22	3.1

2011-12 BAYLOR BASKETBALL
Baylor Combined Team Statistics (as of Mar 23, 2012)
All games

Overall record: 30-7 Conf: 12-6 Home: 14-3 Away: 8-3 Neutral: 8-1

#	Player	gp-gs	min	Total		3-Point		F-Throw		Rebounds				pf	dq	a	to	blk	stl	pts	avg	
				fg-fga	fg%	3fg-fga	3fg%	ft-fa	ft%	off	def	tot	avg									
55	Jackson, Pierre	37-19	1134	30.6	165-359	.460	68-162	.420	104-127	.819	31	77	108	2.9	84	1	218	130	3	66	502	13.6
01	Jones III, Perry	32-32	978	30.6	176-350	.503	9-31	.290	67-97	.691	86	158	244	7.6	73	1	40	52	20	28	428	13.4
04	Acy, Quincy	37-37	1096	29.6	151-263	.574	3-5	.600	128-166	.771	96	178	274	7.4	114	2	37	68	68	34	433	11.7
30	Miller, Quincy	36-34	884	24.6	137-303	.452	23-67	.343	93-114	.816	54	122	176	4.9	66	0	52	65	22	25	390	10.8
05	Heslip, Brady	37-36	1002	27.1	125-275	.455	99-218	.454	34-36	.944	9	41	50	1.4	48	0	36	17	0	24	383	10.4
41	Jones, Anthony	36-7	534	14.8	75-152	.493	22-62	.355	20-34	.588	39	67	106	2.9	15	0	16	28	6	25	192	5.3
22	Walton, A.J.	37-18	753	20.4	46-141	.326	7-36	.194	44-59	.746	28	76	104	2.8	102	4	105	75	2	50	143	3.9
34	Jefferson, Cory	34-1	357	10.5	47-90	.522	0-2	.000	27-45	.600	25	65	90	2.6	45	0	3	15	42	8	121	3.6
14	Bello, Deuce	29-0	297	10.2	33-68	.485	3-16	.188	27-48	.563	24	33	57	2.0	48	1	11	25	7	14	96	3.3
00	Franklin, Gary	26-0	266	10.2	19-61	.311	18-54	.333	0-2	.000	4	12	16	0.6	30	0	23	15	0	3	56	2.2
03	Ellis, Fred	12-1	113	9.4	4-19	.211	3-9	.333	12-12	1.000	4	18	22	1.8	15	0	14	14	2	4	23	1.9
02	Neubert, Jacob	9-0	11	1.2	1-3	.333	0-0	.000	0-0	.000	1	3	4	0.4	1	0	0	0	1	0	2	0.2
Team											53	47	100		1		4					
Total.....		37	7425		979-2084	.470	255-662	.385	556-740	.751	454	897	1351	36.5	642	9	555	508	173	281	2769	74.8
Opponents.....		37	7425		859-2069	.415	228-684	.333	455-662	.687	420	729	1149	31.1	679	15	480	522	116	254	2401	64.9

TEAM STATISTICS	BU	OPP	Date	Opponent	Score	Att.		
SCORING	2769	2401	11/11/11	TEXAS SOUTHERN	w 77-57	7359		
Points per game	74.8	64.9	11/13/11	JACKSON STATE	w 92-59	6103		
Scoring margin	+9.9	-	11/15/11	SAN DIEGO STATE	w 77-67	6941		
FIELD GOALS-ATT	979-2084	859-2069	11/22/11	SOUTH CAROLINA STATE	w 70-50	6438		
Field goal pct	.470	.415	11/23/11	UT ARLINGTON	w 75-65	5988		
3 POINT FG-ATT	255-662	228-684	11/29/11	PRAIRIE VIEW A&M	w 90-54	6072		
3-point FG pct	.385	.333	12/04/11	at Northwestern	w 69-41	6316		
3-pt FG made per game	6.9	6.2	1 12/14/11	BETHUNE-COOKMAN	w 69-42	8838		
FREE THROWS-ATT	556-740	455-662	12/17/11	at BYU	w 86-83	22700		
Free throw pct	.751	.687	1 12/19/11	PAUL QUINN	w 95-54	5034		
F-Throws made per game	15.0	12.3	2 12/22/11	vs Saint Mary's	w 72-59	1526		
REBOUNDS	1351	1149	2 12/23/11	vs West Virginia	wot 83-81	1526		
Rebounds per game	36.5	31.1	3 12/28/11	vs Mississippi State	w 54-52	6707		
Rebounding margin	+5.5	-	* 01/02/12	TEXAS A&M	w 61-52	8424		
ASSISTS	555	480	* 01/07/12	at Texas Tech	w 73-60	8247		
Assists per game	15.0	13.0	* 01/10/12	at Kansas State	w 75-73	12528		
TURNOVERS	508	522	* 01/14/12	OKLAHOMA STATE	w 106-65	9594		
Turnovers per game	13.7	14.1	* 01/16/12	at Kansas	L 74-92	16300		
Turnover margin	+0.4	-	* 01/21/12	MISSOURI	L 88-89	10617		
Assist/turnover ratio	1.1	0.9	* 01/24/12	at Oklahoma	w 77-65	8004		
STEALS	281	254	* 01/28/12	TEXAS	w 76-71	10299		
Steals per game	7.6	6.9	* 02/01/12	at Texas A&M	w 63-60	9309		
BLOCKS	173	116	* 02-04-12	at Oklahoma State	w 64-60	10775		
Blocks per game	4.7	3.1	* 02/08/12	KANSAS	L 54-68	10334		
ATTENDANCE	134541	228793	* 02/11/12	at Missouri	L 57-72	15061		
Home games-Avg/Game	17-7914	11-12556	* 02/13/12	IOWA STATE	w 79-64	7047		
Neutral site-Avg/Game	-	9-10075	* 02/18/12	KANSAS STATE	L 56-57	10287		
Score by Periods	1st	2nd	OT	Totals	* 02/20/12	at Texas	w 77-72	14501
Baylor	1324	1438	7	2769	* 02/25/12	OKLAHOMA	w 70-60	8002
Opponents	1120	1276	5	2401	* 02/27/12	TEXAS TECH	w 77-48	7164
					* 03/03/12	at Iowa State	L 72-80	14376
					4 03/08/12	vs Kansas State	w 82-74	18972
					4 03/09/12	vs Kansas	w 81-72	18972
					4 03/10/12	vs Missouri	L 75-90	19006
					5 03/15/12	vs South Dakota State	w 68-60	11839
					5 03/17/12	vs Colorado	w 80-63	12128
					6 03/23/12	vs Xavier	w 75-70	0

* = Conference game
1 = Continental Tire Las Vegas Classic (Waco, Texas)
2 = Continental Tire Las Vegas Classic (Las Vegas, Nev.)
3 = The Showcase, presented by metroPCS (Dallas, Texas)
4 = Phillips 66 Big 12 Championship (Kansas City, Mo.)
5 = NCAA Championship, Second and Third Rounds (Albuquerque, N.M.)
6 = NCAA Championship, South Regional Semifinal and Final (Atlanta, Ga.)

2011-12 BAYLOR BASKETBALL
Baylor Combined Team Statistics (as of Mar 03, 2012)
Conference games

RECORD:	OVERALL	HOME	AWAY	NEUTRAL
ALL GAMES	12-6	6-3	6-3	0-0
CONFERENCE	12-6	6-3	6-3	0-0
NON-CONFERENCE	0-0	0-0	0-0	0-0

##	Player	gp-gs	min	avg	Total		3-Point		F-Throw		Rebounds				pf	dq	a	to	blk	stl	pts	avg					
					fg-fga	fg%	3fg-fga	3fg%	ft-fta	ft%	off	def	tot	avg													
55	Jackson, Pierre	18-13	606	33.7	83-184	.451	37-85	.435	56-69	.812	16	40	56	3.1	43	0	118	70	1	33	259	14.4					
01	Jones III, Perry	18-18	544	30.2	97-204	.475	2-17	.118	37-53	.698	50	91	141	7.8	41	1	24	34	9	18	233	12.9					
30	Miller, Quincy	18-17	450	25.0	75-164	.457	14-38	.368	50-61	.820	28	60	88	4.9	33	0	21	32	7	13	214	11.9					
04	Acy, Quincy	18-18	543	30.2	76-131	.580	2-3	.667	58-72	.806	49	77	126	7.0	64	2	17	35	29	18	212	11.8					
05	Heslip, Brady	18-17	467	25.9	47-120	.392	34-91	.374	18-20	.900	5	16	21	1.2	23	0	19	5	0	13	146	8.1					
41	Jones, Anthony	18-1	231	12.8	31-59	.525	10-26	.385	7-10	.700	18	27	45	2.5	7	0	8	12	1	9	79	4.4					
22	Walton, A.J.	18-5	318	17.7	16-54	.296	3-16	.188	17-21	.810	7	25	32	1.8	51	2	38	28	2	17	52	2.9					
34	Jefferson, Cory	18-0	161	8.9	19-38	.500	0-1	.000	10-19	.526	8	26	34	1.9	18	0	1	7	15	0	48	2.7					
00	Franklin, Gary	18-0	187	10.4	12-40	.300	12-37	.324	0-2	.000	4	6	10	0.6	22	0	16	12	0	3	36	2.0					
14	Bello, Deuce	12-0	72	6.0	6-8	.750	1-2	.500	5-8	.625	4	9	13	1.1	16	0	5	4	0	3	18	1.5					
03	Ellis, Fred	3-1	19	6.3	0-4	.000	0-1	.000	2-2	1.000	1	5	6	2.0	3	0	1	3	0	0	2	0.7					
02	Neubert, Jacob	2-0	2	1.0	0-0	.000	0-0	.000	0-0	.000	0	1	1	0.5	0	0	0	0	0	0	0	0.0					
Team											25	21	46				1				1						
Total.....		18	3600	462-1006		.459	115-317	.363	260-337	.772	215	404	619	34.4	322	5	268	243	64	127	1299	72.2					
Opponents.....		18	3600	431-985		.438	116-336	.345	230-321	.717	191	360	551	30.6	317	5	260	240	55	117	1208	67.1					

TEAM STATISTICS	BU	OPP	Date	Opponent	Score	Att.
SCORING	1299	1208	* 01/02/12	TEXAS A&M	w 61-52	8424
Points per game	72.2	67.1	* 01/07/12	at Texas Tech	w 73-60	8247
Scoring margin	+5.1	-	* 01/10/12	at Kansas State	w 75-73	12528
FIELD GOALS-ATT	462-1006	431-985	* 01/14/12	OKLAHOMA STATE	w 106-65	9594
Field goal pct	.459	.438	* 01/16/12	at Kansas	L 74-92	16300
3 POINT FG-ATT	115-317	116-336	* 01/21/12	MISSOURI	L 88-89	10617
3-point FG pct	.363	.345	* 01/24/12	at Oklahoma	w 77-65	8004
3-pt FG made per game	6.4	6.4	* 01/28/12	TEXAS	w 76-71	10299
FREE THROWS-ATT	260-337	230-321	* 02/01/12	at Texas A&M	w 63-60	9309
Free throw pct	.772	.717	* 02-04-12	at Oklahoma State	w 64-60	10775
F-Throws made per game	14.4	12.8	* 02/08/12	KANSAS	L 54-68	10334
REBOUNDS	619	551	* 2/11/12	at Missouri	L 57-72	15061
Rebounds per game	34.4	30.6	* 02/13/12	IOWA STATE	w 79-64	7047
Rebounding margin	+3.8	-	* 02/18/12	KANSAS STATE	L 56-57	10287
ASSISTS	268	260	* 02/20/12	at Texas	w 77-72	14501
Assists per game	14.9	14.4	* 02/25/12	OKLAHOMA	w 70-60	8002
TURNOVERS	243	240	* 02/27/12	TEXAS TECH	w 77-48	7164
Turnovers per game	13.5	13.3	* 03-03-12	at Iowa State	L 72-80	14376
Turnover margin	-0.2	-	* - Conference game			
Assist/turnover ratio	1.1	1.1				
STEALS	127	117				
Steals per game	7.1	6.5				
BLOCKS	64	55				
Blocks per game	3.6	3.1				
ATTENDANCE	81768	109101				
Home games-Avg/Game	9-9085	9-12122				
Neutral site-Avg/Game	-	0-0				

Score by Periods	1st	2nd	Totals
Baylor	601	698	1299
Opponents	540	668	1208

2011-12 BAYLOR BASKETBALL
Baylor Combined Team Statistics (as of Mar 23, 2012)
NCAA Champ

RECORD:	OVERALL	HOME	AWAY	NEUTRAL
ALL GAMES	3-0	0-0	0-0	3-0
CONFERENCE	0-0	0-0	0-0	0-0
NON-CONFERENCE	3-0	0-0	0-0	3-0

##	Player	gp-gs	min	avg	Total		3-Point		F-Throw		Rebounds				pf	dq	a	to	blk	stl	pts	avg
					fg-fga	fg%	3fg-fga	3fg%	ft-fta	ft%	off	def	tot	avg								
05	Heslip, Brady	3-3	110	36.7	17-30	.567	15-25	.600	6-6	1.000	0	6	6	2.0	3	0	2	1	0	3	55	18.3
55	Jackson, Pierre	3-3	99	33.0	17-40	.425	6-19	.316	9-11	.818	2	3	5	1.7	5	0	22	9	0	9	49	16.3
04	Acy, Quincy	3-3	81	27.0	12-18	.667	0-0	.000	7-8	.875	8	20	28	9.3	10	0	6	6	3	1	31	10.3
41	Jones, Anthony	3-0	31	10.3	8-12	.667	3-5	.600	5-9	.556	2	4	6	2.0	0	0	0	1	0	1	24	8.0
30	Miller, Quincy	3-3	71	23.7	10-25	.400	0-3	.000	4-4	1.000	4	8	12	4.0	3	0	3	4	4	2	24	8.0
01	Jones III, Perry	3-3	86	28.7	11-22	.500	0-0	.000	1-4	.250	6	14	20	6.7	6	0	3	3	1	1	23	7.7
14	Bello, Deuce	3-0	43	14.3	2-8	.250	0-1	.000	5-8	.625	5	1	6	2.0	8	0	0	3	1	2	9	3.0
22	Walton, A.J.	3-0	78	26.0	3-17	.176	0-2	.000	2-2	1.000	5	9	14	4.7	10	1	9	7	0	3	8	2.7
34	Jefferson, Cory	1-0	1	1.0	0-1	.000	0-0	.000	0-0	.000	0	0	0	0.0	0	0	0	0	0	0	0	0.0
Team											7	7	14					2				
Total.....		3	600		80-173	.462	24-55	.436	39-52	.750	39	72	111	37.0	45	1	45	36	9	22	223	74.3
Opponents.....		3	600		68-157	.433	18-60	.300	39-56	.696	25	55	80	26.7	48	1	39	36	8	20	193	64.3

TEAM STATISTICS	BU	OPP	Date	Opponent	Score	Att.
SCORING	223	193	5	03/15/12	vs South Dakota State	w 68-60 11839
Points per game	74.3	64.3	5	03/17/12	vs Colorado	w 80-63 12128
Scoring margin	+10.0	-	6	03/23/12	vs Xavier	w 75-70 0
FIELD GOALS-ATT	80-173	68-157	* = Conference game			
Field goal pct	.462	.433	1 = Continental Tire Las Vegas Classic (Waco, Texas)			
3 POINT FG-ATT	24-55	18-60	2 = Continental Tire Las Vegas Classic (Las Vegas, Nev.)			
3-point FG pct	.436	.300	3 = The Showcase, presented by metroPCS (Dallas, Texas)			
3-pt FG made per game	8.0	6.0	4 = Phillips 66 Big 12 Championship (Kansas City, Mo.)			
FREE THROWS-ATT	39-52	39-56	5 = NCAA Championship, Second and Third Rounds (Albuquerque, N.M.)			
Free throw pct	.750	.696	6 = NCAA Championship, South Regional Semifinal and Final (Atlanta, Ga.)			
F-Throws made per game	13.0	13.0				
REBOUNDS	111	80				
Rebounds per game	37.0	26.7				
Rebounding margin	+10.3	-				
ASSISTS	45	39				
Assists per game	15.0	13.0				
TURNOVERS	36	36				
Turnovers per game	12.0	12.0				
Turnover margin	+0.0	-				
Assist/turnover ratio	1.3	1.1				
STEALS	22	20				
Steals per game	7.3	6.7				
BLOCKS	9	8				
Blocks per game	3.0	2.7				
ATTENDANCE	0	23967				
Home games-Avg/Game	0-0	0-0				
Neutral site-Avg/Game	-	3-7989				

Score by Periods	1st	2nd	Totals
Baylor	109	114	223
Opponents	92	101	193

2011-12 BAYLOR BASKETBALL
Baylor Team Game-by-Game (as of Mar 23, 2012)
All games

TEAM STATISTICS

Opponent	Date	Score		Total		3-Pointers		Free throws		Rebounds				pf	a	t/o	blk	stl	pts	avg
				fg-fga	pct	3fg-fga	pct	ft-fta	pct	off	def	tot	avg							
TEXAS SOUTHERN	11/11/11	77-57	W	26-53	.491	6-18	.333	19-29	.655	15	31	46	46.0	20	16	17	7	11	77	77.0
JACKSON STATE	11/13/11	92-59	W	26-57	.456	10-23	.435	30-37	.811	15	26	41	43.5	16	17	13	11	11	92	84.5
SAN DIEGO STATE	11/15/11	77-67	W	24-52	.462	9-17	.529	20-24	.833	10	26	36	41.0	21	18	21	5	10	77	82.0
SOUTH CAROLINA STAT	11/22/11	70-50	W	26-57	.456	8-19	.421	10-18	.556	10	24	34	39.2	14	12	12	6	13	70	79.0
UT ARLINGTON	11/23/11	75-65	W	23-57	.404	6-16	.375	23-28	.821	18	31	49	41.2	21	16	23	13	5	75	78.2
PRAIRIE VIEW A&M	11/29/11	90-54	W	28-54	.519	4-13	.308	30-37	.811	9	30	39	40.8	16	17	8	5	9	90	80.2
at Northwestern	12/04/11	69-41	W	29-48	.604	4-18	.222	7-12	.583	5	32	37	40.3	18	18	15	9	8	69	78.6
BETHUNE-COOKMAN	12/14/11	69-42	W	28-50	.560	6-11	.545	7-15	.467	11	24	35	39.6	14	15	16	9	6	69	77.4
at BYU	12/17/11	86-83	W	32-63	.508	13-25	.520	9-15	.600	10	21	31	38.7	19	17	13	4	10	86	78.3
PAUL QUINN	12/19/11	95-54	W	38-63	.603	9-18	.500	10-14	.714	15	36	51	39.9	15	24	15	11	7	95	80.0
vs Saint Mary's	12/22/11	72-59	W	26-52	.500	5-14	.357	15-20	.750	12	25	37	39.6	15	7	15	5	6	72	79.3
vs West Virginia	12/23/11	83-81	Wot	30-63	.476	12-25	.480	11-14	.786	11	25	36	39.3	16	12	12	0	9	83	79.6
vs Mississippi State	12/28/11	54-52	W	19-55	.345	5-17	.294	11-17	.647	14	26	40	39.4	10	8	15	4	10	54	77.6
TEXAS A&M	01/02/12	61-52	W	20-51	.392	2-12	.167	19-24	.792	11	30	41	39.5	14	13	16	8	7	61	76.4
at Texas Tech	01/07/12	73-60	W	23-47	.489	7-15	.467	20-30	.667	11	22	33	39.1	18	13	14	5	7	73	76.2
at Kansas State	01/10/12	75-73	W	29-54	.537	6-16	.375	11-15	.733	12	14	26	38.2	27	20	18	2	13	75	76.1
OKLAHOMA STATE	01/14/12	106-65	W	36-68	.529	15-28	.536	19-23	.826	17	31	48	38.8	21	25	14	5	10	106	77.9
at Kansas	01/16/12	74-92	L	29-63	.460	7-23	.304	9-11	.818	8	16	24	38.0	19	20	11	5	12	74	77.7
MISSOURI	01/21/12	88-89	L	36-63	.571	7-16	.438	9-11	.818	11	15	26	37.4	25	23	19	5	7	88	78.2
at Oklahoma	01/24/12	77-65	W	27-50	.540	9-18	.500	14-17	.824	10	21	31	37.0	11	14	12	4	4	77	78.2
TEXAS	01/28/12	76-71	W	22-47	.468	5-15	.333	27-34	.794	12	28	40	37.2	22	14	18	4	2	76	78.0
at Texas A&M	02/01/12	63-60	W	23-58	.397	7-21	.333	10-14	.714	12	27	39	37.3	11	13	7	3	7	63	77.4
at Oklahoma State	02-04-1	64-60	W	24-59	.407	4-19	.211	12-16	.750	15	24	39	37.3	17	6	15	2	6	64	76.8
KANSAS	02/08/12	54-68	L	20-54	.370	2-8	.250	12-21	.571	13	17	30	37.0	18	7	12	4	11	54	75.8
at Missouri	02/11/12	57-72	L	21-58	.362	4-17	.235	11-15	.733	18	22	40	37.2	16	10	13	0	7	57	75.1
IOWA STATE	02/13/12	79-64	W	33-55	.600	6-14	.429	7-8	.875	5	21	26	36.7	12	24	8	4	3	79	75.2
KANSAS STATE	02/18/12	56-57	L	20-52	.385	4-13	.308	12-14	.857	14	20	34	36.6	12	13	18	1	9	56	74.5
at Texas	02/20/12	77-72	W	22-55	.400	9-18	.500	24-29	.828	15	19	34	36.5	23	17	11	2	3	77	74.6
OKLAHOMA	02/25/12	70-60	W	21-54	.389	8-23	.348	20-25	.800	8	28	36	36.5	15	10	11	2	8	70	74.4
TEXAS TECH	02/27/12	77-48	W	29-53	.547	7-17	.412	12-16	.750	13	24	37	36.5	18	17	15	7	6	77	74.5
at Iowa State	03/03/12	72-80	L	27-65	.415	6-24	.250	12-14	.857	10	25	35	36.5	23	9	11	1	5	72	74.5
vs Kansas State	03/08/12	82-74	W	33-58	.569	5-18	.278	11-16	.688	13	19	32	36.3	17	16	14	4	7	82	74.7
vs Kansas	03/09/12	81-72	W	24-60	.400	9-19	.474	24-28	.857	14	23	37	36.4	18	16	9	5	5	81	74.9
vs Missouri	03/10/12	75-90	L	25-63	.397	5-19	.263	20-27	.741	18	22	40	36.5	25	13	11	2	5	75	74.9
vs South Dakota State	03/15/12	68-60	W	23-52	.442	8-20	.400	14-20	.700	12	23	35	36.4	16	9	12	2	6	68	74.7
vs Colorado	03/17/12	80-63	W	28-64	.438	11-20	.550	13-18	.722	17	24	41	36.6	12	15	11	4	9	80	74.8
vs Xavier	03/23/12	75-70	W	29-57	.509	5-15	.333	12-14	.857	10	25	35	36.5	17	21	13	3	7	75	74.8
Baylor		2769		979-2084	.470	255-662	.385	556-740	.751	454	897	1351	36.5	642	555	508	173	281	2769	74.8
Opponents		2401		859-2069	.415	228-684	.333	455-662	.687	420	729	1149	31.1	679	480	522	116	254	2401	64.9

Games played: 37
Points/game: 74.8
FG Pct: 47.0
3FG Pct: 38.5
FT Pct: 75.1

Rebounds/game: 36.5
Assists/game: 15.0
Turnovers/game: 13.7
Assist/turnover ratio: 1.1
Steals/game: 7.6
Blocks/game: 4.7

2011-12 BAYLOR BASKETBALL
Baylor Opponent Game-by-Game (as of Mar 23, 2012)
All games

OPPONENT STATISTICS

Opponent	Date	Score		Total		3-Pointers		Free throws		Rebounds				pf	a	t/o	blk	stl	pts	avg
				fg-fga	pct	3fg-fga	pct	ft-fta	pct	off	def	tot	avg							
TEXAS SOUTHERN	11/11/11	77-57	W	20-53	.377	7-20	.350	10-20	.500	9	20	29	29.0	30	8	18	1	10	57	57.0
JACKSON STATE	11/13/11	92-59	W	19-63	.302	6-17	.353	15-23	.652	20	19	39	34.0	27	13	19	2	5	59	58.0
SAN DIEGO STATE	11/15/11	77-67	W	21-59	.356	8-24	.333	17-20	.850	13	20	33	33.7	22	8	21	2	10	67	61.0
SOUTH CAROLINA STAT	11/22/11	70-50	W	19-56	.339	6-15	.400	6-11	.545	14	24	38	34.8	16	3	22	5	4	50	58.2
UT ARLINGTON	11/23/11	75-65	W	23-65	.354	7-23	.304	12-21	.571	16	17	33	34.4	26	12	17	5	12	65	59.6
PRAIRIE VIEW A&M	11/29/11	90-54	W	20-60	.333	9-19	.474	5-12	.417	15	22	37	34.8	28	10	19	3	4	54	58.7
at Northwestern	12/04/11	69-41	W	14-58	.241	4-26	.154	9-14	.643	16	18	34	34.7	17	13	12	2	3	41	56.1
BETHUNE-COOKMAN	12/14/11	69-42	W	16-46	.348	2-7	.286	8-15	.533	10	15	25	33.5	16	11	18	1	7	42	54.4
at BYU	12/17/11	86-83	W	32-68	.471	7-21	.333	12-20	.600	19	25	44	34.7	19	14	16	6	6	83	57.6
PAUL QUINN	12/19/11	95-54	W	19-59	.322	3-13	.231	13-19	.684	9	11	20	33.2	10	11	12	3	10	54	57.2
vs Saint Mary's	12/22/11	72-59	W	22-51	.431	5-20	.250	10-15	.667	8	16	24	32.4	18	9	13	0	9	59	57.4
vs West Virginia	12/23/11	83-81	Wot	32-67	.478	9-20	.450	8-15	.533	15	24	39	32.9	14	16	14	4	5	81	59.3
vs Mississippi State	12/28/11	54-52	W	22-54	.407	5-17	.294	3-7	.429	8	24	32	32.8	16	12	14	4	9	52	58.8
TEXAS A&M	01/02/12	61-52	W	18-63	.286	7-25	.280	9-13	.692	15	23	38	33.2	20	9	13	3	5	52	58.3
at Texas Tech	01/07/12	73-60	W	19-48	.396	6-16	.375	16-22	.727	7	18	25	32.7	25	12	13	2	6	60	58.4
at Kansas State	01/10/12	75-73	W	25-50	.500	5-14	.357	18-23	.783	12	16	28	32.4	17	18	20	1	5	73	59.3
OKLAHOMA STATE	01/14/12	106-65	W	21-54	.389	5-19	.263	18-24	.750	8	17	25	31.9	21	9	19	4	7	65	59.6
at Kansas	01/16/12	74-92	L	35-61	.574	6-11	.545	16-21	.762	15	24	39	32.3	12	21	15	4	8	92	61.4
MISSOURI	01/21/12	88-89	L	30-55	.545	7-21	.333	22-31	.710	14	18	32	32.3	14	18	18	5	11	89	62.9
at Oklahoma	01/24/12	77-65	W	27-58	.466	3-12	.250	8-11	.727	12	15	27	32.0	14	14	8	2	5	65	63.0
TEXAS	01/28/12	76-71	W	24-60	.400	7-24	.292	16-26	.615	13	15	28	31.9	25	14	9	2	9	71	63.4
at Texas A&M	02/01/12	63-60	W	24-61	.393	7-22	.318	5-7	.714	11	25	36	32.0	14	16	7	2	5	60	63.2
at Oklahoma State	02-04-1	64-60	W	20-50	.400	6-19	.316	14-15	.933	7	22	29	31.9	18	7	14	5	7	60	63.1
KANSAS	02/08/12	54-68	L	23-45	.511	6-14	.429	16-21	.762	7	25	32	31.9	22	17	19	4	6	68	63.3
at Missouri	02/11/12	57-72	L	24-50	.480	14-28	.500	10-13	.769	6	21	27	31.7	11	18	8	2	2	72	63.6
IOWA STATE	02/13/12	79-64	W	26-59	.441	8-26	.308	4-8	.500	14	16	30	31.7	12	18	11	2	3	64	63.7
KANSAS STATE	02/18/12	56-57	L	24-55	.436	7-20	.350	2-6	.333	9	20	29	31.6	18	16	15	7	10	57	63.4
at Texas	02/20/12	77-72	W	25-52	.481	8-17	.471	14-20	.700	9	17	26	31.4	24	14	10	2	6	72	63.7
OKLAHOMA	02/25/12	70-60	W	23-59	.390	0-12	.000	14-17	.824	11	26	37	31.6	20	12	13	2	6	60	63.6
TEXAS TECH	02/27/12	77-48	W	17-48	.354	5-11	.455	9-15	.600	10	15	25	31.3	15	10	18	1	10	48	63.1
at Iowa State	03/03/12	72-80	L	26-57	.456	9-25	.360	19-28	.679	11	27	38	31.5	15	17	10	5	6	80	63.6
vs Kansas State	03/08/12	82-74	W	27-55	.491	5-12	.417	15-19	.789	12	14	26	31.4	17	15	13	5	9	74	63.9
vs Kansas	03/09/12	81-72	W	26-61	.426	2-13	.154	18-23	.783	14	23	37	31.5	21	12	10	7	7	72	64.2
vs Missouri	03/10/12	75-90	L	28-52	.538	9-21	.429	25-31	.806	6	22	28	31.4	17	14	8	3	7	90	64.9
vs South Dakota State	03/15/12	68-60	W	21-50	.420	10-30	.333	8-14	.571	7	16	23	31.2	17	16	13	1	7	60	64.8
vs Colorado	03/17/12	80-63	W	23-51	.451	5-15	.333	12-18	.667	7	21	28	31.1	16	13	13	3	6	63	64.8
vs Xavier	03/23/12	75-70	W	24-56	.429	3-15	.200	19-24	.792	11	18	29	31.1	15	10	10	4	7	70	64.9
Opponents		2401		859-2069	.415	228-684	.333	455-662	.687	420	729	1149	31.1	679	480	522	116	254	2401	64.9
Baylor		2769		979-2084	.470	255-662	.385	556-740	.751	454	897	1351	36.5	642	555	508	173	281	2769	74.8

Games played: 37
Points/game: 64.9
FG Pct: 41.5
3FG Pct: 33.3
FT Pct: 68.7

Rebounds/game: 31.1
Assists/game: 13.0
Turnovers/game: 14.1
Assist/turnover ratio: 0.9
Steals/game: 6.9
Blocks/game: 3.1

2011-12 BAYLOR BASKETBALL
 Baylor Points-Rebounds-Assists (as of Mar 23, 2012)
 All games

Opponent	Date	Score		22	30	34	41	55
				WALTON,AJ	MILLER,QUI	JEFFERSON,	JONES,ANTH	JACKSON,PI
TEXAS SOUTHERN	11/11/11	77-57	w	5-1-6	17-4-1	10-10-0	11-12-0	8-4-4
JACKSON STATE	11/13/11	92-59	w	6-3-5	17-4-3	13-9-0	11-5-1	8-3-3
SAN DIEGO STATE	11/15/11	77-67	w	3-3-4	20-6-1	2-5-1	11-4-0	7-4-9
SOUTH CAROLINA STATE	11/22/11	70-50	w	5-5-6	5-3-1	0-3-0	21-3-1	11-2-2
UT ARLINGTON	11/23/11	75-65	w	0-4-7	17-11-6	10-7-0	8-7-0	16-1-2
PRAIRIE VIEW A&M	11/29/11	90-54	w	3-3-1	DNP	12-2-0	5-3-1	17-4-8
at Northwestern	12/04/11	69-41	w	2-4-5	3-3-6	8-2-0	0-3-2	16-1-3
BETHUNE-COOKMAN	12/14/11	69-42	w	9-1-3	7-8-2	2-7-0	6-4-2	12-0-4
at BYU	12/17/11	86-83	w	5-4-0	8-4-1	0-0-1	0-1-1	13-3-7
PAUL QUINN	12/19/11	95-54	w	3-3-5	3-5-4	9-7-0	10-3-0	7-5-4
vs Saint Mary's	12/22/11	72-59	w	4-3-2	15-5-0	6-2-0	4-3-0	6-1-4
vs West Virginia	12/23/11	83-81	w	7-4-4	7-2-1	0-0-0	0-0-0	23-5-4
vs Mississippi State	12/28/11	54-52	w	0-6-3	12-6-1	1-2-0	1-7-0	14-3-3
TEXAS A&M	01/02/12	61-52	w	10-4-2	11-8-1	5-0-0	4-5-0	4-1-4
at Texas Tech	01/07/12	73-60	w	2-1-2	15-9-0	0-0-0	0-0-0	19-6-7
at Kansas State	01/10/12	75-73	w	8-2-6	9-2-0	2-0-0	0-1-0	10-5-11
OKLAHOMA STATE	01/14/12	106-65	w	0-2-3	21-4-1	8-4-0	6-4-1	18-3-8
at Kansas	01/16/12	74-92	L	6-1-2	17-2-1	2-2-0	0-1-0	11-2-11
MISSOURI	01/21/12	88-89	L	0-0-2	29-4-0	0-1-0	3-2-0	20-4-15
at Oklahoma	01/24/12	77-65	w	0-1-1	5-4-2	0-1-0	11-2-2	16-3-7
TEXAS	01/28/12	76-71	w	2-0-0	18-6-1	0-0-1	3-0-0	7-3-7
at Texas A&M	02/01/12	63-60	w	3-3-2	9-11-1	3-1-0	2-6-0	14-4-5
at Oklahoma State	02-04-12	64-60	w	0-1-0	7-5-1	0-2-0	7-0-1	16-2-4
KANSAS	02/08/12	54-68	L	2-1-1	3-2-0	11-5-0	2-4-0	16-0-4
at Missouri	02/11/12	57-72	L	2-1-2	20-7-0	2-1-0	7-5-0	5-4-4
IOWA STATE	02/13/12	79-64	w	0-2-3	16-0-6	0-3-0	12-5-1	8-0-9
KANSAS STATE	02/18/12	56-57	L	0-0-2	12-11-2	2-1-0	2-3-1	9-6-7
at Texas	02/20/12	77-72	w	2-5-5	0-1-2	0-1-0	3-1-0	25-3-6
OKLAHOMA	02/25/12	70-60	w	2-5-3	12-9-0	6-3-0	2-1-0	18-3-2
TEXAS TECH	02/27/12	77-48	w	13-3-2	4-1-2	2-3-0	13-3-1	8-2-4
at Iowa State	03/03/12	72-80	L	0-0-0	6-2-1	5-6-0	2-2-1	35-5-3
vs Kansas State	03/08/12	82-74	w	11-4-3	2-4-0	0-0-0	0-0-0	13-3-8
vs Kansas	03/09/12	81-72	w	12-6-2	13-8-1	0-0-0	DNP	13-5-7
vs Missouri	03/10/12	75-90	L	8-4-2	6-3-0	DNP	1-0-0	10-3-6
vs South Dakota State	03/15/12	68-60	w	2-7-3	10-4-1	DNP	11-2-0	18-0-2
vs Colorado	03/17/12	80-63	w	4-4-1	8-5-1	DNP	8-3-0	15-3-10
vs Xavier	03/23/12	75-70	w	2-3-5	6-3-1	0-0-0	5-1-0	16-2-10