

# 2012 BAYLOR BASEBALL GAME NOTES



Baylor Athletic Communications • 1500 S. University Parks Dr. • Waco, TX 76706 • 254.710.2743 • @BaylorBaseball  
 Baseball Contact: David Kaye • e-mail David\_Kaye@baylor.edu • office 254.710.4389 • cell 254.709.5147

COLLEGE WORLD SERIES 1978, 1979, 2005 • SUPER REGIONALS 1999, 2003, 2005 • REGIONALS 1948, 1977, 1978, 1991, 1993, 1998, 1999, 2000, 2001, 2002, 2003, 2005, 2006, 2007, 2009, 2010, 2011  
 SOUTHWEST CONFERENCE CHAMPIONS 1923, 1966 • SOUTHWEST CONFERENCE TOURNAMENT CHAMPIONS 1977, 1978, 1993 • BIG 12 CONFERENCE CHAMPIONS 2000, 2005, 2012

## SCHEDULE AT A GLANCE

Feb. 17-19	Oral Roberts	W 3-2, W 3-2, W 8-1
Feb. 21	TCU	W, 7-1
Feb. 22	vs. Texas State	W, 5-1
Feb. 24-26	at UCLA	W 15-3, L 9-3, L 8-6
Feb. 28	Sam Houston State	W, 6-2
March 2	UC Irvine	W, 4-2
March 3	Lamar & UC Irvine	L 8-0, W 6-1
March 4	Lamar	L, 8-7
March 6	at TCU	L, 9-4
March 7	Michigan State	L, 4-0
March 11	Memphis	W 2-1, W 7-3
March 13	at UT Arlington	L, 5-4
March 16-18	Texas Tech	W 9-4, W 4-3, W 8-1
March 21	at Sam Houston State	W, 10-3
March 23-25	Kansas	W 10-2, W 9-0, W 8-6
March 27	at Houston	W, 14-5
Mar 30-Apr 1	Oklahoma State	W 7-4, W 3-2, W 5-4
April 5-7	at Missouri	W 3-1, W 5-3, 12-7
April 10-11	Louisiana-Monroe	W 7-5, W 8-7
April 13-15	at Kansas State	W 5-2, W 14-12, W 12-11
April 17-18	TAMU-Corpus Christi	W 15-2, W 11-1
April 20	at Texas A&M	W, 5-3
April 21-22	Texas A&M	W 1-0, W 7-5
April 24	at UTSA	L, 4-1
April 25	UT Arlington	W, 6-4
April 27-28	New Mexico State	W 5-0, W 15-5
May 9	at Texas State	W, 3-0
May 11-13	at Oklahoma	L 1-0, L 2-1, L 12-6
May 15	UTSA	W, 14-3
May 17	Texas	W, 16-5
May 18-19	at Texas	W 4-0, L 2-1
May 23	vs. Kansas State	12:30 p.m.
May 24	vs. OU/OSU	9 a.m./4 p.m.

## PROBABLE STARTERS

4	Nathan Orf	DH	Jr.-RS	R/R
8	Lawton Langford	2B	So.-1L	L/R
9	Max Muncy	1B	Jr.-2L	L/R
15	Adam Toth	RF	Fr.-HS	L/R
18	Cal Towey	3B	Jr.-2L	L/R
19	Logan Vick	CF	Jr.-2L	L/R
20	Jake Miller	SS	Jr.-2L	R/R
23	Dan Evatt	LF	Sr.-3L	R/R
30	Josh Ludy	C	Sr.-3L	R/R

## KEY PLAYERS

1	Joey Hainsfurther	C	Sr.-3L	S/R
2	Steve DalPorto	IF	Jr.-2L	R/R
13	Grayton Porter	OF	So.-SQ	R/R
16	Logan Brown	OF	Fr.-HS	R/R
24	Michael Howard	OF	Fr.-HS	L/L
31	Nate Goodwin	C	So.-1L	S/R
38	Wes Mercurio	OF	Jr.-1L	L/L

## OUT OF THE 'PEN

1	Joey Hainsfurther	RHP	Sr.-3L	S/R
3	Trae Davis	RHP	So.-1L	R/R
6	Ryan Smith	RHP	Fr.-HS	R/R
10	Austin Stone	RHP	Fr.-HS	R/R
11	Brad Kuntz	LHP	So.-1L	R/L
21	Max Garner	RHP	Jr.-2L	R/R
24	Michael Howard	LHP	Fr.-HS	L/L
28	Dillon Newman	RHP	SO.-1L	R/R
33	Tyler Bremer	RHP	Sr.-1L	R/R
35	Crayton Bare	LHP	Jr.-2L	L/L
45	Kolt Browder	RHP	Jr.-2L	R/R

BA	
6	
ESPN	
3	
CB	
6	
NCBWA	
5	

## BAYLOR BEARS

2012 Record: 42-12  
 2012 Big 12 Record: 20-4  
 Head Coach: Steve Smith  
 Career Record: 661-427-1 (18th season)  
 Record at BU: 661-427-1 (18th season)

## STATISTICAL LEADERS

AVG: Logan Vick/Josh Ludy (.347)  
 2B: Logan Vick (23)  
 HR: Josh Ludy (9)  
 RBI: Josh Ludy (54)  
 SB: Adam Toth (14-15)/Logan Vick (14-19)

## TOURNAMENT INFO

Dates: May 23-27, 2012  
 Time: 12:30 p.m. (Weds.) 9 a.m./4 p.m. (Thurs)  
 Location: Oklahoma City, Okla.  
 Stadium: Chickasaw Bricktown Ballpark  
 Radio: Baylor IMG College Sports Network  
 ESPN/KRZI 1660 AM (Waco)  
 Talent: Tom Barfield (pxp); Lark Smith (color)



## TOURNAMENT HISTORY

Big 12 Tournament (Overall): 26-24  
 Tournament Games in OKC: 24-20  
 Games at Bricktown Ballpark: 24-18  
 Double Elimination Play: 16-17  
 Big 12 Tournament vs. KSU: 1-3  
 Big 12 Tournament vs. OSU: 2-4  
 Big 12 Tournament vs. OU: 3-0

## KANSAS STATE WILDCATS

2012 Record: 26-29  
 2012 Big 12 Record: 7-17  
 2012 vs. Baylor: Baylor won all 3 at KSU

## OKLAHOMA STATE COWBOYS

2012 Record: 32-23  
 2012 Big 12 Record: 13-11  
 2012 vs. Baylor: Baylor won all 3 in Waco

## OKLAHOMA SOONERS

2012 Record: 35-21  
 2012 Big 12 Record: 13-10  
 2012 vs. Baylor: OU won all 3 in Norman

## QUICK HITS

- Baylor clinched the regular season Big 12 Championship on May 5, the earliest by any team in league history.
- Baylor finished with the 2nd-best Big 12 Conference winning percentage by any team in league history (.833).
- Baylor's Big 12 title is its third overall (2000, 2005, 2012). The Bears also won the league outright in 2000.
- Baylor is 1 win shy of Texas' national record for most wins among the "Big Four" sports (123 in 2003-04).
- Baylor's outright Big 12 title is its second outright conference championship in the last 89 years.
- Baylor won 7 of 8 Big 12 series this season, including its first series win vs. Texas since 2005.
- Baylor is ranked in the top 7 nationally in all four national college baseball polls for the 5th straight week.
- The Bears were No. 1 for two weeks in the *Collegiate Baseball* poll — Baylor's first-ever No. 1 ranking.
- Baylor wasn't ranked in the top 25 of any national poll on March 19, but six weeks later the Bears were No. 1 or No. 2 in every poll (April 30), and nine weeks later they are in the top 6 of every poll.
- Baylor is 24-2 this year in games started by Josh Turley (12-1) or Trent Blank (12-1).
- Baylor's school-record 24-game winning streak (3/16-4/22) is the 2nd-longest streak in Division I this season.
- Baylor's 42 regular-season wins are the 2nd-most in program history behind only 43 regular season wins in 1999.
- Baylor's 18-game winning streak in Big 12 Conference play ended as the longest by any team in the league's 16-year history. The Bears' broke Texas' record of 17 straight conference wins set in 2010.
- Baylor has won 22 consecutive games at Baylor Ballpark, giving it the nation's longest active home winning streak.
- Baylor's 22-game home winning streak broke the previous school record of 15 straight home wins in 2000.
- Baylor won 9 consecutive Big 12 series prior to being swept at Oklahoma; BU is 26-7 in its last 11 Big 12 series.
- Head coach Steve Smith broke Baylor's all-time wins record with his 650th career victory on April 17. He passed his predecessor Mickey Sullivan for the most wins by any coach in Baylor Athletics history.
- Six Baylor starters have on-base percentages above .420, and eight Baylor regulars are hitting above .300.
- Baylor is 18-6 in 1 or 2-run games and 26-4 when its starting pitcher lasts at least 5.0 innings this season.
- Baylor is 7-7 this season when scoring three or fewer runs. The Bears were 3-22 in such games last season.
- Baylor and Oklahoma are the only two schools to play in every Big 12 Championship.

## PROBABLE PITCHING MATCHUPS 2012 STATISTICS

### WEDNESDAY

	W-L	ERA	IP	H	R	ER	BB	SO	HR	BAA
Baylor: LHP Josh Turley, Jr.	8-0	1.67	86.1	73	22	16	16	66	3	.225
KSU: RHP Kayvon Bahramzadeh, Sr.	7-3	4.32	75.0	66	37	36	22	75	5	.232

### THURSDAY

	W-L	ERA	IP	H	R	ER	BB	SO	HR	BAA
Baylor: RHP Trent Blank, Sr.	10-1	2.11	85.1	68	24	20	20	49	1	.221
OU: LHP Jordan John, So.	8-6	2.28	102.2	86	32	26	27	92	1	.235
OSU: RHP Randy McCurry, Jr.	4-2	2.94	67.1	54	27	22	32	66	1	.235

## 2012 SCHEDULE/RESULTS

DATE	OPPONENT	SCORE	PITCHER OF RECORD	SAVE	ATTEND	TIME	TEMP	NOTES
Feb. 17	<b>ORAL ROBERTS</b> NR-NR	W 3-2	Blank (W, 1-0)	Newman (1)	2681	2:43	60	Ludy RBI 2B in 8th ties 2-2; Howard PH walk brings in winning run in 8th
Feb. 19	<b>ORAL ROBERTS-1</b> NR-NR	W 3-2	Hainsfurther (W, 1-0)	—	2741	2:50	52	Howard again breaks 2-2 tie with PH BB in 8th; Bremer 3.2 IP, 0 R, 4 K
Feb. 19	<b>ORAL ROBERTS-2</b> NR-NR	W 8-1	Kuntz (W, 1-0)	—	2909	2:31	56	Kuntz retires first 10 batters; 3 relievers combine for 4.0 IP, 1 H, 0 R, 4 K
Feb. 21	<b>TCU</b> 25-15	W 7-1	Blank (W, 2-0)	Hainsfurther (1)	2765	3:06	70	Bears carry no-hitter through 7.2 IP; Blank 4 IP, 0 H Langford 3-for-3
Feb. 22	† vs. Texas State 25-NR	W 5-1	Bremer (W, 1-0)	—	1179	2:50	77	Four-run 5th breaks game open; Four relievers allow 1 H over 5.0 IP
Feb. 24	at <b>UCLA</b> 25-22	W 15-3	Blank (W, 3-0)	—	522	3:55	60	Vick 4 2Bs, Orf 4 hits as part of 19-hit barrage; Bears score 8 in 7th
Feb. 25	at <b>UCLA</b> 25-22	3-9 L	Ashby (L, 0-1)	—	709	3:39	63	5-run 6th breaks 3-3 tie, Baylor bullpen gives up 5 R in 5.0 IP
Feb. 26	at <b>UCLA</b> 25-22	6-8 L	Newman (L, 0-1)	—	776	3:33	61	Bears hit 3 HR in first 3 innings, lose 2-run lead by allowing 4 runs in 8th
Feb. 28	<b>SAM HOUSTON STATE</b> 25-NR	W 6-2	Blank (W, 4-0)	—	2282	2:42	74	Blank gets 4th W with 5 IP, 1 R in emergency start; Bears' 4-run 4th
March 2	<b>UC IRVINE</b> 25-NR	W 4-2	Turley (W, 1-0)	Newman (2)	2636	2:46	66	Bears score 4 in first two innings; hold off late rally, stranding 2 in 9th
March 3	<b>LAMAR</b> 25-NR	0-8 L	Garner (L, 0-1)	—	3062	2:46	61	Bears shutout at home for first time since Feb. 22, 2010; held to 6 hits
March 3	<b>UC IRVINE</b> 25-NR	W 6-1	Bare (W, 1-0)	—	3452	2:37	60	5-run 8th breaks 1-1 tie; Hainsfurther bases-loaded walk brings in GW run
March 4	<b>LAMAR</b> 25-NR	W 7-8 L	Kuntz (L, 1-1)	—	2464	2:34	73	Bears give up 5 in 1st, leave potential tying run on 2nd base in 9th
March 6	at <b>TCU</b> NR-NR	4-9 L	Browder (L, 0-1)	—	4253	3:53	69	BU ties NCAA record with 10 batters HBP, lose 4-3 lead in 8th inning
March 7	<b>MICHIGAN STATE</b> NR-NR	0-4 L	Kuntz (L, 1-2)	—	2254	3:20	70	Bears move only 1 runner to 3rd base in 2nd shutout in five days
March 11	<b>MEMPHIS-1</b> NR-NR	W 2-1 (8)	Garner (W, 1-1)	—	—	2:19	58	Walk-off wild pitch; all 3 BU hits in infield; Turley 7 IP, career-high 11 K
March 11	<b>MEMPHIS-2</b> NR-NR	W 7-3	Blank (W, 5-0)	—	2352	1:55	63	10 hits through first 3 inn.; Miller 3-for-3; Blank 1 out shy of CG, 6.2 IP
March 13	at <b>UT Arlington</b> NR-NR	4-5 L	Garner (L, 1-2)	—	747	2:58	73	UTA scores 3 in 9th after being held hitless for 27 consecutive batters
March 16	• <b>TEXAS TECH</b> NR-NR	W 9-4	Turley (W, 2-0)	Browder (1)	2790	3:00	74	Bears' 16 hits & 9 runs season-highs for Tech opponents; 0 walks by BU pitchers
March 17	• <b>TEXAS TECH</b> NR-NR	W 4-3	Kuntz (W, 2-2)	—	2856	2:48	78	Vick's 2nd double brings in winning run in 8th; Kuntz retires all 6 batters in 8th & 9th
March 18	• <b>TEXAS TECH</b> NR-NR	W 8-1	Garner (W, 2-2)	—	2496	3:02	72	Gamer career-highs 6.1 IP & 9 K; Bears score 4 in 3rd, 4 in 7th; Miller 3-run triple
March 21	at Sam Houston State NR-NR	W 10-3	Hainsfurther (W, 2-0)	—	737	2:55	68	Hainsfurther 5 shutout IP in 1st career start; Bears had 11 hits, 10 walks
March 23	• <b>KANSAS</b> NR-NR	W 10-2	Turley (W, 3-0)	—	2379	2:57	73	Turley 5.2 shutout IP, Ludy 3-for-4 3 RBI; Bears allow 2 unearned runs
March 24	• <b>KANSAS</b> NR-NR	W 9-0	Blank (W, 6-0)	Smith (1)	3105	2:44	80	Blank/Smith combine on first shutout of season; Muncy 2 HR, Towey HR
March 25	• <b>KANSAS</b> NR-NR	W 8-6	Bare (W, 2-0)	—	2481	3:11	79	Muncy 4-5, GW 2-run double in 8th; First 6-0 Big 12 start in BU history
March 27	at Houston 21-NR	W 14-5	Bremer (W, 2-0)	—	1303	3:32	76	Ludy 4-5, HR, 4 RBI; Bremer 3.0 shutout IP in first game since Feb. 22
March 30	• <b>OKLAHOMA STATE</b> 21-NR	W 7-4	Kuntz (W, 3-2)	—	2865	3:19	80	Bears overcome 4-1 deficit with 3-run 6th, win on Langford RBI single
March 31	• <b>OKLAHOMA STATE</b> 21-NR	W 3-2	Blank (W, 7-0)	Bremer (1)	3491	2:20	84	Blank wins 9th straight decision; Towey & Evatt hit solo homers
April 1	• <b>OKLAHOMA STATE</b> 21-NR	W 5-4 (13)	Stone (W, 1-0)	—	2636	3:57	82	Turley walk-off single in 13th; Towey 3-run HR ties game in 7th
April 5	• at Missouri 16-NR	W 3-1	Turley (W, 4-0)	Garner (1)	486	2:18	56	Miller 2-run double breaks 1-1 tie, Garner strands bases loaded in 9th
April 6	• at Missouri 16-NR	W 5-3	Blank (W, 8-0)	Garner (2)	1003	2:51	61	Blank 6 IP, 0 ER; Orf leadoff HR, Ludy 2-run single gives Bears 3-1 lead
April 7	• at Missouri 16-NR	W 12-7	Newman (W, 1-1)	—	677	3:20	57	Bears overcome 6-2 deficit; Ludy 2R HR in 6th ties game, Evatt HR in 7th
April 10	<b>LOUISIANA-MONROE</b> 8-NR	W 7-5	Smith (W, 1-0)	Kuntz (1)	2852	2:55	80	Smith 4.1 IP, 1 ER in relief; Muncy 2-run single in 6th erases 5-4 deficit
April 11	<b>LOUISIANA-MONROE</b> 8-NR	W 8-7	Newman (W, 2-1)	Garner (3)	2511	2:46	84	Towey 2-run single in 8th proves crucial after Bears allow 4 runs in 9th
April 13	• at Kansas State 8-NR	W 5-2	Turley (W, 5-0)	—	1705	2:29	73	Turley tosses Baylor's first complete game of year; Ludy GW 2-run single
April 14	• at Kansas State 8-NR	W 14-12	Bremer (W, 3-0)	Garner (4)	1389	3:49	75	Game suspended to Sunday due to lightning, Bears rally from 10-4 down
April 15	• at Kansas State 8-NR	W 12-11 (11)	Newman (W, 3-1)	Garner (5)	1295	4:12	70	Ludy's 3 HR, 7 RBI help Bears erase 5-1 deficit; Howard GW HR in 11th
April 17	<b>TAMU-CORPUS CHRISTI</b> 6-NR	W 15-2 (7)	Stone (W, 2-0)	—	2782	2:25	78	Smith becomes all-time wins leader, 20-game win streak ties school record
April 18	<b>TAMU-CORPUS CHRISTI</b> 6-NR	W 11-1 (7)	Kuntz (W, 4-2)	—	2599	2:22	81	21-game winning streak breaks school record; Kuntz 5 IP, 1 H, 1 R
April 20	• at Texas A&M 6-2	W 5-3	Turley (W, 6-0)	Garner (6)	5621	3:19	70	Langford ties game in 8th, then Vick GW 2-run single; Turley 7 IP, 1 ER
April 21	• <b>TEXAS A&amp;M</b> 6-2	W 1-0	Blank (W, 9-0)	Garner (7)	5911	2:23	73	Blank 8 shutout IP in front of record crowd, Muncy GW sac fly in 5th
April 22	• <b>TEXAS A&amp;M</b> 6-2	W 7-5	Smith (W, 2-0)	Garner (8)	4887	3:07	85	Evatt 2-run single in 6th gives Bears lead, Garner saves 3rd straight
April 24	at <b>UTSA</b> 3-NR	1-4 L	Stone (L, 2-1)	—	1151	2:54	86	UTSA 3 runs in 1st enough as school-record 24-game winning streak ends
April 25	<b>UT ARLINGTON</b> 3-NR	W 6-4	Bremer (W, 4-0)	Garner (9)	2669	2:48	88	Bremer career-highs 7 IP, 9 K, including 6 consecutive K; Muncy 3 RBI
April 27	<b>NEW MEXICO STATE</b> 3-25	W 5-0	Turley (W, 7-0)	—	3199	2:46	87	Turley's no-hit bid ends with 1 out in 8th; Bears break tie with 3 in 6th
April 28	<b>NEW MEXICO STATE</b> 3-25	W 15-5	Smith (W, 3-0)	—	3246	3:08	81	Smith 3.2 shutout IP; Bears score 5 in 4th, 7 in 5th; Vick/Evatt/Toth HRs
May 9	at Texas State 2-NR	W 3-0	Bremer (W, 5-0)	Garner (10)	1471	2:31	80	Five pitchers combine on 5-hit shutout; Muncy 2-for-4, 2 RBI; Orf 2 runs
May 12	• at Oklahoma-1 2-NR	0-1 (10) L	Newman (L, 3-2)	—	—	3:01	70	Turley 7 IP, 0 ER; Bears lose on 2-out walk-off single; Muncy 2-for-4
May 12	• at Oklahoma-2 2-NR	1-2 L	Blank (L, 9-1)	—	1532	2:15	73	Blank's 11-game winning streak snapped in complete game, 1 ER allowed
May 13	• at Oklahoma 2-NR	6-12 L	Bremer (L, 5-1)	—	1013	3:33	73	13-hit effort falls short; Vick & Miller each 3-for-4; Ludy 7th Big 12 HR
May 15	<b>UTSA</b> 7-NR	W 14-3	Browder (W, 1-1)	—	2807	3:21	73	Bears tie Baylor Ballpark record with 8 steals; 15 hits, 12 walks, 1 K
May 17	• <b>TEXAS</b> 7-NR	W 16-5	Turley (W, 8-0)	—	4889	3:12	87	Turley 7 IP, 2 R, Orf (4-for-4) leads seven Bears with multi-hit games
May 18	• at Texas 7-NR	W 4-0	Blank (W, 4-0)	Bare (1)	6645	2:40	84	Bears shut out Texas in Austin for first time since 1998; Blank 7 IP, 0 R
May 19	• at Texas 7-NR	1-2 L	Smith (L, 3-1)	—	6475	2:52	84	Bears out-hit UT 9-6, but strand 10 runners, hit into 5 double plays
May 23-27	§ Big 12 Conference Championship							
June 1-4	‡ NCAA Regionals							
June 8-11	‡ NCAA Super Regionals							
June 15-26	# NCAA College World Series							

• - Big 12 Conference games

† - The Dell Diamond (Round Rock, Texas)

‡ - OTI Baylor Classic (Baylor Ballpark; Waco, Texas)

§ - Bricktown Ballpark (Oklahoma City, Okla.)

¶ - Campus Sites TBA

# - TD Ameritrade Park (Omaha, Neb.)

## HOME GAMES IN BOLD CAPS

all times central and subject to change

**QUICK HITS (CON'T.)**

- Baylor's 18-0 start in Big 12 play was the best by any team in the conference's 16-year history — 11 games better than the previous longest winning streak to start a Big 12 season (Texas started 7-0 in 1999).
- Baylor had 10 players named Academic All-Big 12 on May 15, its fourth consecutive year with at least 9 honorees.
- Baylor's offense leads the Big 12 in batting average (.312), on-base percentage (.407), slugging percentage (.440), runs (354), hits (557), home runs (34) and RBI (323). The Bears rank 2nd in doubles (100) and walks (335).
- Baylor's pitching staff leads the Big 12 in saves (18) and fewest home runs allowed (11) and ranks 3rd in ERA (3.12).
- Baylor has homered in 18 of the last 31 games after going without a home run in 28 of its previous 29 games.
- Baylor's offense finished Big 12 play leading the league in batting average (.317), OBP (.396), SLG (.473), runs (155), hits (263), doubles (49), home runs (23), RBI (142) and walks (87).
- Baylor pitchers finished Big 12 play leading the league in ERA (2.89), fewest home runs allowed (7), fewest walks per 9 innings (2.15) and saves (11).
- Baylor's team slugging percentage in Big 12 games (.473) was 84 points higher than the next closest team, and the Bears' 23 home runs in league play were 7 more than any other team.
- Baylor swept six straight Big 12 series. The Bears had never swept three straight Big 12 series prior to this season.
- Baylor has set a conference record with six Big 12 Player of the Week awards this season. Josh Ludy and Logan Vick have each been honored twice, and Jake Miller and Max Muncy have each picked up one award.
- Six Baylor players have started at least 51 of the team's 54 games this season.
- Baylor's 17 wins in the month of April (17-1) tied the most in a single month of the 18-year Steve Smith era. The Bears also won 17 games in April of 2000 (17-3).
- Baylor has 7 of the 28 double-digit hitting streaks by Big 12 players this season — Nathan Orf (12), Lawton Langford (12), Jake Miller (10), Max Muncy (10 & 10), Dan Evatt (10) and Josh Ludy (10).
- Baylor has swept 7 series in a season for the first time in program history. The Bears have 3-game sweeps vs. Oral Roberts, vs. Texas Tech, vs. Kansas, vs. Oklahoma State, at Missouri, at Kansas State and vs. Texas A&M.
- Senior RHP Trent Blank ranks 4th nationally with 10 wins and has the 15th double-digit wins season in BU history.
- Senior C Josh Ludy was named 1 of 12 semifinalists for the 2012 Johnny Bench Award on May 16.
- Blank and Ludy are among 35 semifinalists for the Dick Howser Trophy.
- Junior 1B Max Muncy has started 136 consecutive games at 1B for Baylor. He has missed 1 start in 173 team games in his career, and he holds Baylor's all-time putouts record with 1,539.
- Logan Vick and Ludy have both won Big 12 Player of the Week twice this season (Feb. 27 & March 19). They are the 5th and 6th players in program history to win two Big 12 Player of the Week honors in the same year.
- Junior C/OF Nathan Orf ranks 3rd nationally after being hit by a pitch a Big 12-record 29 times this season.
- Freshman OF Adam Toth was named Baylor's first-ever Big 12 Newcomer of the Week on April 9, and Michael Howard (April 16) and Nathan Orf (April 23) gave the Bears three straight Newcomer of the Week winners.
- Baylor is 29-3 at home in 2012, and BU is 67-21 in its last 88 home games (34-12 Big 12 Conference games).
- Baylor is 16-3 in its last 19 Big 12 series finales when playing for a series sweep. The Bears have swept 6 Big 12 series in a season for the first time since sweeping 6 of 10 Big 12 series in 2000.
- Honoring a legend: Mickey Sullivan passed away on March 22 in Waco after a long battle with cancer. The Bears' all-time winningest head coach was 80 years of age. He coached Baylor from 1974-1994.
- Baylor ranks 20th nationally in average home attendance (3,001).
- Baylor has ranked in the nation's top 25 in attendance in all 13 years since Baylor Ballpark opened in 1999.
- Baylor had a streak with 8+ runs scored in 6 straight games for the first time since an 8-game streak in 1998.
- Baylor's 54-game 2012 schedule features 27 games against 2011 NCAA Tournament teams.
- Baylor's complete 2012 schedule is rated the 13th-toughest nationally (No. 1 in Big 12) by *Boyd's World*.
- The Bears were picked fourth in the Big 12 preseason coaches' poll, behind Texas A&M, Texas and Oklahoma.
- Eight players on Baylor's roster have been selected in previous MLB Drafts.
- Baylor is 1 of 14 programs nationally to play in 12+ NCAA Tournaments since 1998.
- Baylor has been ranked in at least one in-season *Baseball America* Top 25 poll in 14 of the last 16 seasons.
- Baylor's 8-2 start tied the second-best 10-game start of the 18-year Steve Smith era (9-1 in 2008).

**SINGLE GAME NOTES**

- **Trent Blank** and **Crayton Bare** combined on Baylor's first shutout of Texas in Austin (5/18/12) since April 8, 1978.
- Five Baylor pitchers combined on a shutout at Texas State on May 9 in the Bears' first game back from a 10-day break.
- A Baylor Ballpark-record 5,911 fans watched the Bears beat No. 2 Texas A&M, 1-0, on April 21.
- Baylor Ballpark's two-date attendance record was shattered when 10,798 fans watched the Battle of the Brazos.
- Head coach Steve Smith broke Baylor's all-time wins record by beating Texas A&M-Corpus Christi on April 17.
- Baylor established a school record with a 21-game winning streak by beating TAMU-CC on April 18.
- Baylor hit a season-high 5 home runs in the series finale at K-State (April 15), including 3 from Josh Ludy.
- Baylor rallied from 10-4 down to win the second game of the series at Kansas State on April 14 — it was the first time the Bears overcame a 6-run deficit to win since March 8, 2009 against UAB.
- Josh Turley tossed Baylor's only complete game this year in the opener at KSU (April 13). It was his 2nd career CG.
- Baylor's 13-inning win vs. Oklahoma State on April 1 was its longest game won since a 14-inning loss at Texas on May 1, 2010. It was the longest Baylor win since a 13-inning victory at Vanderbilt on March 11, 2005.
- Baylor's 9-0 win vs. Kansas on March 24 was its first shutout since May 1, 2011 at Nebraska.
- Baylor's sweep of Texas Tech was its first Big 12 sweep since May 21-23, 2010 against Oklahoma State.
- Baylor started a Big 12 season 3-0 for the first time since sweeping No. 1 Texas to open Big 12 play in 2005.
- Baylor's 2-1 win vs. Memphis was its first victory with 3 hits or less since March 15, 2005 against TCU.
- Baylor tied an NCAA record with 10 batters hit by pitch on March 6 at TCU. The teams combined to hit 13 batters in the game, breaking the previous NCAA record of 12 combined hit batsmen.
- Three Baylor pitchers combined to carry a no-hitter through 7.2 IP in a 7-1 win vs. No. 15 TCU on Feb. 21.
- Baylor has played 3 doubleheaders this season and has won both games twice and lost both games the other time.

**MISCELLANEOUS QUICK HITS**

- Since the start of the 2003 season, Baylor is:
  - 254-121 (.677) when its starting pitcher lasts at least 5.0 innings
  - 91-30 (.752) when its pitchers record at least 10 strikeouts
  - 235-72 (.765) when scoring first
  - 284-47 (.858) when out-hitting its opponent
  - 267-72 (.788) when holding its opponent to fewer than five runs
  - 249-51 (.830) when scoring at least six runs
  - 218-33 (.869) when scoring at least seven runs
- Since the start of the 2002 season, Baylor has won 94.4% of the time when leading after eight innings (320-19).
- Baylor has won 77 of its last 96 games when hitting at least two home runs.
- Baylor is 27-17 in extra-inning games since the start of the 2003 season, including a 3-1 record this season.
- Baylor has won 31 of its last 52 home games in which the opponent scored in the first inning.
- Baylor has won 16 of its last 19 Big 12 Conference series finales with a chance for a series sweep.
- Only three times has Baylor won the first two games of a Big 12 series at home and not completed the sweep — 1999 vs. Oklahoma, 2001 vs. Missouri and 2009 vs. Texas Tech. The Bears are 22-3 in series finales when playing for a Big 12 home series sweep.
- Baylor and Oklahoma are the only programs to have participated in every Big 12 Conference Championship.

**BAYLOR IN THE NATIONAL RANKINGS****2012 WEEK-BY-WEEK**

DATE	BA	ESPN	NCBWA	CB	PG
Pre	NR	RV (29)	32	28	29
2/20	25	No Poll	29	26	25
2/27	25	21	27	29	26
3/5	NR	25	28	NR	27
3/12	NR	RV (33)	RV	NR	33
3/19	NR	RV (27)	RV	27	30
3/26	21	23	28	18	21
4/2	16	18	21	8	18
4/9	8	14	17	5	13
4/16	6	9	13	3	8
4/23	3	4	5	t-1	3
4/30	2	2	2	1	2
5/7	2	2	2	2	2
5/14	7	4	5	7	6
5/21	6	3		6	5
5/28					
6/4					
6/11					
Final					

**2012 RECORD**

	ALL	B12
<b>All Opponents</b>	42-12	20-4
<b>at Home</b>	29-3	12-0
<b>on Road</b>	12-9	8-4
<b>at Neutral Sites</b>	1-0	0-0
<b>Ranked teams</b>	7-2	3-0
<b>Top-10 teams</b>	3-0	3-0
<b>Top-5 teams</b>	3-0	3-0
<b>Top-Ranked teams</b>	0-0	0-0
<b>When BU starter pitches 5+ innings</b>	26-4	15-2
<b>When BU starter pitches &lt; 5 innings</b>	16-8	5-2
<b>When BU staff posts 10+ Ks</b>	10-1	5-0
<b>When BU staff posts 12+ Ks</b>	2-0	2-0
<b>When BU staff posts 15+ Ks</b>	0-0	0-0
<b>Day Games</b>	20-7	11-3
<b>Night Games</b>	22-5	9-1
<b>Midweek Games</b>	14-4	2-0
<b>Weekend Games</b>	28-8	18-4
<b>vs. RH Starters</b>	27-7	13-2
<b>vs. LH Starters</b>	15-5	7-2
<b>1-Run Games</b>	9-5	5-3
<b>2-Run Games</b>	9-1	6-0
<b>5-Plus-Run Games</b>	17-4	6-1
<b>Extra-Inning Games</b>	3-1	2-1
<b>Last at-bat wins</b>	9	5
<b>Last at-bat losses</b>	5	2
<b>Following a loss</b>	6-5	1-2
<b>Following consecutive losses</b>	3-2	0-1
<b>Wearing White</b>	8-2	1-0
<b>Wearing White Pinstripe</b>	8-0	5-0
<b>Wearing Gold</b>	9-4	6-2
<b>Wearing Gray</b>	8-2	4-1
<b>Wearing Green</b>	10-3	4-1
<b>On Monday</b>	0-0	0-0
<b>On Tuesday</b>	6-3	0-0
<b>On Wednesday</b>	6-1	0-0
<b>On Thursday</b>	2-0	2-0
<b>On Friday</b>	11-0	7-0
<b>On Saturday</b>	10-4	6-3
<b>On Sunday</b>	8-3	5-1
<b>Series Openers</b>	9-1	7-1
<b>Middle Games</b>	8-2	7-1
<b>Series Finales</b>	7-3	6-2
<b>In February</b>	7-2	0-0
<b>In March</b>	14-5	8-0
<b>In April</b>	17-1	10-0
<b>In May</b>	4-4	2-4
<b>In June</b>	0-0	0-0
<b>In Texas</b>	35-7	14-1
<b>In California</b>	1-2	0-0
<b>In Missouri</b>	3-0	3-0
<b>In Kansas</b>	3-0	3-0
<b>In Oklahoma</b>	0-3	0-3
<b>Below 40 degrees</b>	0-0	0-0
<b>40-49 degrees</b>	0-0	0-0
<b>50-59 degrees</b>	5-0	2-0
<b>60-69 degrees</b>	7-4	1-0
<b>70-79 degrees</b>	17-6	10-3
<b>80-89 degrees</b>	13-2	7-1
<b>90-plus degrees</b>	0-0	0-0

**24-GAME WINNING STREAK NOTES**

- Baylor's school-record 24-game winning streak (3/16–4/22) is the 2nd-longest streak in Division I this season.
- 18 of Baylor's 24 straight wins were in Big 12 play, breaking the Big 12's longest winning streak record.
- Baylor's bullpen went 11-0 with a 2.55 ERA and 12 saves in 84.2 innings during the 24-game winning streak.
- Baylor outscored opponents 192-93, hit .339 as a team and posted a 2.92 ERA during the 24-game streak.
- Baylor came from behind to win 14 times during its 24-game winning streak.
- The Bears' 9-game road winning streak tied for the longest road winning streak in program history (1985).

**BIG 12 CONFERENCE CHAMPIONSHIP HISTORY**

The Big 12 Championship makes its 14th appearance at Oklahoma City this season. Each of the first five Big 12 tournaments, the 2003 tournament and each of the last seven events were played in Oklahoma City. The 2002 and 2004 tournaments, both at Rangers Ballpark in Arlington, were the only Big 12 tournaments not played in Oklahoma City.

**BAYLOR BIG 12 CONFERENCE CHAMPIONSHIP TIDBITS**

- Baylor and Oklahoma are the only schools to have participated in every Big 12 postseason event. Oklahoma State had qualified each year prior to 2009 and 2010.
- Baylor has made six championship title game appearances: 1999, 2000, 2003, 2005, 2007 and 2010.
- Baylor is 38-37 all-time in conference tournaments, including a 26-24 mark in the Big 12 event.
- Baylor is 24-20 all-time in tournament games in Oklahoma City, including a 24-18 mark in Bricktown Ballpark.
- Baylor is 16-17 in double elimination play at the Big 12 Championship.
- Baylor has played the most games (50) in Big 12 Championship history.

**BAYLOR VS. KANSAS STATE SERIES HISTORY**

Baylor is 37-17 in the all-time series against Kansas State, including a 1-3 record in neutral site meetings. The Bears have won 13 of 16 all-time Big 12 series against the Wildcats, including a three-game sweep in Manhattan this season. Baylor's three wins in Manhattan came after going 2-8 in its previous 10 games at Kansas State.

**BAYLOR-KANSAS STATE BIG 12 CONFERENCE CHAMPIONSHIP MEETINGS**

2002	Second Game (elimination)	Kansas State 6, Baylor 2	The Ballpark in Arlington
2008	Pool Play - Game 3	Kansas State 3, Baylor 2	Bricktown Ballpark, Oklahoma City
2009	Pool Play - Game 2	Kansas State 9, Baylor 4	Bricktown Ballpark, Oklahoma City
2010	Pool Play - Game 1	Baylor 11, Kansas State 8	Bricktown Ballpark, Oklahoma City

**BAYLOR VS. OKLAHOMA STATE SERIES HISTORY**

Baylor is 34-37 in the all-time series against Oklahoma State, including a 3-9 mark in neutral site games and a 2-4 mark in Big 12 Championship games. The Bears are 29-24 against the Cowboys in the Big 12 era, and Baylor has won nine of 13 three-game series between the teams in Big 12 play, including a three-game sweep this season. The Bears have won eight of their last nine regular season games against Oklahoma State, but the Cowboys beat the Bears in the opening round of last season's Big 12 Championship.

**BAYLOR-OKLAHOMA STATE BIG 12 CONFERENCE CHAMPIONSHIP MEETINGS**

1997	First Round	Oklahoma State 11, Baylor 8	All-Sports Stadium, Oklahoma City
2001	First Round	Oklahoma State 18, Baylor 4	Bricktown Ballpark, Oklahoma City
2005	Second Round	Baylor 8, Oklahoma State 3	Bricktown Ballpark, Oklahoma City
2007	Pool Play - Game 1	Baylor 3, Oklahoma State 1	Bricktown Ballpark, Oklahoma City
2008	Pool Play - Game 2	Oklahoma State 14, Baylor 3	Bricktown Ballpark, Oklahoma City
2011	First Round	Oklahoma State 6, Baylor 2	Bricktown Ballpark, Oklahoma City

**BAYLOR VS. OKLAHOMA SERIES HISTORY**

Baylor is 35-36 in the all-time series against Oklahoma, including a 26-21 record against the Sooners during the Big 12 era, a 5-0 record in neutral site meetings and a 3-0 record in Big 12 Championship games. Baylor has won eight of 15 three-game series against Oklahoma in Big 12 play, but the Sooners swept all three games against the Bears in Norman this season.

**BAYLOR-OKLAHOMA BIG 12 CONFERENCE CHAMPIONSHIP MEETINGS**

2004	Third Game (elimination)	Baylor 14, Oklahoma 4 (7 innings)	Ameritrust Field in Arlington
2007	Pool Play - Game 3	Baylor 7, Oklahoma 6	Bricktown Ballpark, Oklahoma City
2010	Pool Play - Game 2	Baylor 8, Oklahoma 3	Bricktown Ballpark, Oklahoma City

**SMITH BREAKS ALL-TIME WINS RECORD**

With a win over Texas A&M-Corpus Christi on April 17, head coach Steve Smith broke Baylor's all-time wins record for any sport with his 650th career victory. Smith is 661-427-1 in 18 seasons leading the Bears. He passed his predecessor, the late Mickey Sullivan (649-428-4), for the Baylor coaching wins record. Sullivan recorded his 649 wins in 1,081 games, while Smith recorded 657 wins through the same number of games.

**BAYLOR'S BIG FOUR**

Baylor athletics has a chance at history with its "big four" sports during the 2011-12 academic year. Football (10), men's basketball (30) and women's basketball (40) combined for 80 wins, and with baseball's 42 wins to this point, the Bears are only one wins shy of tying the national record for the most combined wins in one year by the big four sports.

Texas holds the record with 123 wins during the 2003-04 academic year. UT football (10-3), men's basketball (25-8), women's basketball (30-5) and baseball (58-15) combined for a 123-31 overall record. Entering the Big 12 Championship, Baylor has combined for a 122-23 in the big four sports: football (10-3), men's basketball (30-8), women's basketball (40-0) and baseball (42-12).

**BEARS CLINCH THIRD BIG 12 CHAMPIONSHIP**

Baylor clinched the regular season Big 12 Championship outright with six games remaining in the 24-game conference schedule. When the Bears had six games remaining on their conference slate, the worst they could finish was 18-6, while the best any other team could finish was 16-8.

The Bears clinched the outright title when Texas lost at Missouri on May 5, marking the earliest in the year a team has ever clinched the Big 12 regular season championship. Baylor also won the Big 12 title in 2000 (outright) and 2005 (shared). Here's what the standings looked like when the Bears clinched the league title outright:

TEAM	RECORD	BIG 12 GAMES REMAINING	BEST/WORST RECORD
1. Baylor	18-0	6 (OU, UT)	24-0/18-6
2. Oklahoma State	13-8	3 (TAMU)	16-8/13-11
Texas	13-8	3 (BU)	16-8/13-11
Texas A&M	13-8	3 (OSU)	16-8/13-11
5. Oklahoma	10-10	3 (BU)	13-10/10-13
6. Missouri	9-12	3 (KU)	12-12/9-15
7. Texas Tech	6-15	3 (KSU)	9-15/6-18
8. Kansas	4-13	6 (KSU, MU)	10-13/4-19
9. Kansas State	3-15	6 (KU, TTU)	9-15/3-21

**BAYLOR'S SECOND OUTRIGHT CONFERENCE TITLE IN LAST 89 YEARS**

Baylor's 2012 regular season Big 12 Championship is its fifth all-time league title, its third outright league championship, and its third Big 12 championship. It marks the second time in the last 89 years the Bears have won an outright conference title (also in 2000).

Baylor's Conference Championships (\* - shared titles)

- 1923 - 13-5 in Southwest Conference
- 1966 - 9-6 in Southwest Conference\*
- 2000 - 23-7 in Big 12 Conference
- 2005 - 19-8 in Big 12 Conference\*
- 2012 - 18-0 in Big 12 Conference with six games remaining

**BEARS POST 2ND-BEST RECORD IN BIG 12 HISTORY**

Baylor's .833 winning percentage in Big 12 play was the second-best by any team in the league's 16-year history. The Bears swept six consecutive Big 12 series and won seven of eight series against league teams. Three of Baylor's four losses in Big 12 play were one-run games.

All-Time Best Big 12 Regular Season Records

- 1. 24-3 (.889) - Texas, 2010
- 2. 20-4 (.833) - Baylor, 2012
- 3. 23-6 (.793) - Texas A&M, 1999
- 4. 21-6 (.778) - Texas, 2007
- 5. 23-7 (.767) - Baylor, 2000
- 23-7 (.767) - Texas Tech, 1997

**BAYLOR UNDER SMITH**

YEAR	OVERALL	CONFERENCE	RANK	NCAA
1995	25-28	7-17 (6th)	NR	-
1996	32-27	11-13 (t-4th)	NR	-
1997	32-23	18-12 (5th)	NR	-
1998	41-20-1	18-10 (2nd)	22nd	Regional
1999	50-15	20-7 (2nd)	8th	Super Regional
2000	45-17	23-7 (1st)	14th	Regional
2001	37-24	17-10 (4th)	20th	Regional
2002	36-26	13-13 (t-5th)	NR	Regional
2003	45-23	15-12 (5th)	11th	Super Regional
2004	29-31	13-12 (6th)	NR	-
2005	46-24	19-8 (t-1st)	4th	CWS
2006	37-26	13-14 (5th)	NR	Regional
2007	35-27	12-15 (6th)	NR	Regional
2008	32-26	11-16 (t-6th)	NR	-
2009	30-26	10-16 (8th)	NR	Regional
2010	36-24	12-13 (6th)	NR	Regional
2011	31-28	13-14	NR	Regional
2012	42-12	20-4	-	-
<b>TOTAL</b>	<b>661-427-1</b>	<b>265-213</b>		

**SMITH'S MILESTONE WINS**

WIN	SCORE	DATE
1	Baylor 7, Texas State 0	2/7/95
50	Baylor 8, Texas 7	4/19/96
100	Baylor 14, Texas State 2	3/3/98
150	Baylor 9, Missouri 2	3/21/99
200	Baylor 6, Oklahoma 3	3/25/00
250	Baylor 10, Houston 6	4/4/01
300	Baylor 11, Arizona 9	2/19/03
350	Baylor 8, Texas A&M 7	3/19/04
400	Baylor 8, Texas-Arlington 5	4/26/05
450	Baylor 12, Nebraska 2	5/14/06
500	Baylor 16, Mississippi State 11	3/9/08
550	Baylor 14, Texas 9	5/20/09
600	Baylor 7, Florida International 6 (11)	3/15/11
650	Baylor 15, TAMU-Corpus Christi 2 (7)*	4/17/12

\* - Baylor All-Time Wins Record

**BAYLOR MONTH-BY-MONTH**

	UNDER STEVE SMITH			
	FEB.	MARCH	APRIL	MAY/ JUNE
1995	6-5	11-6	8-13	0-4
1996	5-6	10-10	16-5	2-5
1997	6-4	12-8	12-8	2-3
1998	9-5	16-2	13-7	3-6
1999	12-4	14-2	14-5	10-4
2000	11-3	11-7	17-3	6-4
2001	12-4	11-5	10-8	4-7
2002	7-4	13-7	12-5	4-10
2003	10-3	12-6	9-8	14-6
2004	4-6	6-11	10-5	9-9
2005	6-4	11-6	12-7	17-7
2006	7-2	12-6	8-11	10-7
2007	8-4	8-9	9-8	10-6
2008	5-0	11-9	11-11	5-6
2009	6-1	11-6	9-10	4-9
2010	4-3	9-6	12-9	11-6
2011	4-3	12-7	7-11	8-7
2012	7-2	14-5	17-1	4-4
<b>Totals</b>	<b>129-63</b>	<b>202-118</b>	<b>207-135</b>	<b>123-110</b>
	<b>.672</b>	<b>.631</b>	<b>.605</b>	<b>.528</b>

**ALL-TIME BIG 12 CONFERENCE STANDINGS**

	UT	BU	TAMU	OSU	OU	NU	MU	TTU	KSU	KU	ISU
1997	12-15	18-12	19-11	21-9	18-11	7-23	15-14	23-7	12-18	6-21	-
1998	11-18	18-10	21-9	15-12	17-11	10-13	17-12	18-11	9-19	7-20	10-18
1999	17-13	20-7	23-6	18-9	12-18	16-9	14-13	18-8	11-18	4-26	2-28
2000	19-10	23-7	11-19	14-13	20-10	21-9	13-14	18-12	5-24	10-20	7-23
2001	19-11	17-10	15-15	16-14	13-16-1	20-8	11-19	19-10-1	10-17	7-23	11-15
2002	19-8	13-13	13-14	13-13	15-12	16-11	9-16	16-11	13-13	5-21	-
2003	19-8	15-12	19-8	14-13	10-17	20-7	15-11	8-18	5-22	9-18	-
2004	19-7	13-12	14-12	15-11	19-8	11-16	12-14	17-9	4-23	7-19	-
2005	16-10	19-8	9-18	12-15	14-13	19-8	16-11	9-16	8-19	11-15	-
2006	19-7	13-14	6-20-1	18-9	17-10	17-10	12-15	9-16-1	8-17-2	13-14	-
2007	21-6	12-15	13-13	16-11	11-16	14-13	19-8	8-18	10-16	9-17	-
2008	15-12	11-16	19-8	18-9	9-17-1	17-9-1	16-11	9-18	11-16	9-18	-
2009	17-9-1	10-16	14-13	9-16	17-10	8-19	16-11	12-15	14-11-1	15-12	-
2010	24-3	12-13	14-12-1	8-19	15-10	10-17	10-16	13-14	14-12	11-15-1	-
2011	19-8	13-14	19-8	14-12	14-11	9-17	11-15	12-15	12-14	9-18	-
2012	14-10	20-4	16-8	13-11	13-10	-	10-14	7-17	7-17	7-16	-
<b>Totals</b>	<b>280-155-1</b>	<b>247-183</b>	<b>245-194-2</b>	<b>235-196</b>	<b>233-200-2</b>	<b>215-189-1</b>	<b>216-214</b>	<b>216-215-2</b>	<b>151-278-3</b>	<b>145-290-1</b>	<b>36-105</b>
	<b>.643</b>	<b>.574</b>	<b>.588</b>	<b>.545</b>	<b>.538</b>	<b>.532</b>	<b>.502</b>	<b>.501</b>	<b>.353</b>	<b>.334</b>	<b>.255</b>

**BIG 12 RANKINGS (ALL GAMES)****TRENT BLANK**

1st – Wins (10)  
6th – ERA (2.11)  
8th – Opponents' Batting Average (.221)

**DAN EVATT**

8th – Home Runs (7)

**MAX GARNER**

1st – Saves (10)

**LAWTON LANGFORD**

8th – On-Base Percentage (.439)  
11th – Batting Average (.327)  
11th – Walks (30)

**JOSH LUDY**

1st – RBI (54)  
3rd – Slugging Percentage (.558)  
4th – Home Runs (9)  
5th – Total Bases (106)  
6th – Batting Average (.347)  
9th – Hits (66)  
10th – Doubles (13)  
11th – On-Base Percentage (.429)

**MAX MUNCY**

4th – Walks (36)  
4th – RBI (49)  
5th – Runs (47)  
10th – Home Runs (6)  
10th – Total Bases (99)  
11th – Doubles (12)  
13th – Hits (65)  
14th – Batting Average (.316)

**DILLON NEWMAN**

12th – Saves (2)

**NATHAN ORF**

1st – HBP (29)  
3rd – On-Base Percentage (.455)  
4th – Runs (50)

**CAL TOWEY**

7th – Triples (4)  
7th – Walks (32)  
9th – RBI (43)  
9th – On-Base Percentage (.431)  
12th – Home Runs (5)

**JOSH TURLEY**

3rd – ERA (1.67)  
3rd – Wins (8)  
9th – Opponents' Batting Average (.225)  
10th – Innings Pitched (86.1)

**LOGAN VICK**

1st – Doubles (23)  
5th – Walks (34)  
6th – Batting Average (.347)  
7th – On-Base Percentage (.441)  
9th – Hits (66)  
11th – Stolen Bases (14)

**HISTORIC YEAR IN BAYLOR ATHLETICS**

Baylor has had an unprecedented amount of success during the 2011-12 academic year. Every Baylor team has qualified for the postseason, and if that trend continues through the spring, it will be the first time in Baylor history. Here's a list of some of the major accomplishments:

- Second 10-win football season in program history
- First bowl victory since 1992 Sun Bowl (2012 Alamo Bowl)
- First Heisman Trophy winner in Baylor history (Robert Griffin III)
- Second Elite Eight appearance in last three seasons in men's basketball
- National Championship and first-ever 40-win season in women's basketball
- National Player of the Year in women's basketball (Brittney Griner)
- First national No. 1 ranking in Baylor baseball history, third Big 12 Conference Championship
- Big 12-records 24-game overall baseball winning streak and 18-game conference winning streak

**BIG 12 COACHES PICKED BAYLOR FOURTH**

Baylor baseball was picked fourth in the Big 12 Conference Preseason Coaches' Poll. Texas A&M was the preseason favorite for the second time in league history (2009 - picked first, finished sixth). This marks the 11th time in 16 seasons the preseason favorite did not win the regular season title. Baylor was the only Big 12 team not to finish within one spot of where it was picked in the preseason poll.

**2012 PRESEASON POLL**

1. Texas A&M (8) 64
2. Texas (1) 56
3. Oklahoma 48
4. **BAYLOR 42**
5. Missouri 30
6. Oklahoma State 28
7. Texas Tech 27
8. Kansas State 20
9. Kansas 9

**2012 FINAL STANDINGS**

1. **BAYLOR, 20-4**
2. Texas A&M, 16-8
3. Texas, 14-10
4. Oklahoma, 13-10
5. Oklahoma State, 13-11
6. Missouri 10-14
7. Kansas, 7-16
- t8. Kansas State, 7-17
- t8. Texas Tech, 7-17

**RECORD-SETTING START TO BIG 12 PLAY**

Baylor's 18-0 start to Big 12 play was the best by any team in the league's 16-year history. Texas held the previous record with a 7-0 start in 1999. The Bears are the only Big 12 team ever to sweep six consecutive Big 12 series, and Baylor had never swept three straight Big 12 series prior to this season. The Bears broke Texas' record for longest winning streak in conference play by winning the series finale vs. then-No. 2 Texas A&M on April 22.

- |             |   |
|-------------|---|
| 1. 18 games | <b>Baylor, 2012</b>   |
| 2. 17 games | Texas, 2010   |
| 3. 16 games | Texas A&M, 2008   |
| 4. 14 games | Nebraska, 2000  |
| 5. 10 games | Oklahoma, 2006  |
| 6. 9 games  | OSU 2004; OU 2004; Missouri 2003; Texas 2000; Baylor 1999, Texas A&M 1997 |

**BEARS ACHIEVE PROGRAM'S FIRST-EVER No. 1 NATIONAL RANKING**

Baylor's No. 1 ranking in the April 23 and April 30 *Collegiate Baseball Newspaper* polls marked the first times Baylor has ever been ranked as the nation's top team. The Bears shared the top spot with Kentucky in the April 23 CBN poll, took over sole possession of the top spot on April 30, and dropped to No. 2 despite not playing any games the week of May 6.

**BRACKETOLOGISTS LIKE BEARS**

Baylor is projected by numerous outlets to be a top-8 national seed in the 2012 NCAA Baseball Championship. Earning a top-8 national seed means the Bears would host a regional, and if they won the Waco Regional, they would host a Super Regional. The Bears wouldn't have to leave the friendly confines of Baylor Ballpark (where they have a 29-3 record this season) until a trip to Omaha for the College World Series. Here are the latest projections:

ESPN Bracketology (5/21): No. 3 national seed, Waco Regional — paired with Houston (Rice) Regional (Waco Regional - No. 1 Baylor, No. 2 TCU, No. 3 Washington, No. 4 Oral Roberts)

Baseball America Stock Report (5/15): 1 of 3 "secure teams" for top-8 national seeds

SEBaseball.com (5/15): No. 4 national seed, Waco Regional — paired with Houston (Rice) Regional (Waco Regional - No. 1 Baylor, No. 2 TCU, No. 3 Sam Houston State, No. 4 Oakland)

Perfect Game (5/15): No. 5 national seed, Waco Regional — paired with Houston (Rice) Regional (Waco Regional - No. 1 Baylor, No. 2 TCU, No. 3 Dallas Baptist, No. 4 Wright State)

ChasingOmaha.com (5/15): No. 4 national seed, Waco Regional — paired with Houston (Rice) Regional (Waco Regional - No. 1 Baylor, No. 2 TCU, No. 3 Georgia, No. 4 Oral Roberts)

CollegeBaseballDaily.com (5/16): No. 4 national seed, Waco Regional — paired with Raleigh (North Carolina State) Regional (Waco Regional - No. 1 Baylor, No. 2 Rice, No. 3 TCU, No. 4 Sam Houston State)

**BLANK-ING OPPONENTS**

Baylor senior RHP Trent Blank ranks fourth nationally with 10 wins (10-1) and won 11 straight decisions before suffering a loss despite allowing only one earned run in a complete-game at Oklahoma on May 12.

Blank's success can be attributed to a drop in his arm slot, which was done during a bullpen session at the recommendation of pitching coach Trevor Mote. Blank's first outing with the lower arm slot was May 10, 2011 at TCU, when he went 3.1 scoreless innings.

Blank won his 11th straight decision when the Bears defeated then-No. 2 Texas A&M, 1-0, on April 21, and he picked up his 10th win of the season by tossing 7.0 shutout innings at Texas on May 18. Here's a before and after comparison of his numbers:

	Before Changing Arm Slot Feb. 9, 2009 – April 30, 2011	After Changing Arm Slot May 10, 2011 – present
W-L	6-4	12-1
ERA	6.15	2.52
IP	98.0	100.0
H	124	85
BB	37	26
R/ER	73/67	32/28
WHIP	1.643	1.100

**HONORING A LEGEND**

Baylor legend Mickey Sullivan passed away on March 22 in Waco after a long battle with cancer. He was 80 years old. Sullivan's memorial service was held on March 26 at Baylor Ballpark, where his casket rested at home plate.

Sullivan played three seasons on both the Baylor football and baseball teams. He remains the only Baylor baseball player ever to be named a first-team All-American in two seasons, and he established the Southwest Conference record with a .519 batting average in 1954.

Sullivan went on to coach 21 years at Baylor before turning over the reins to current head coach Steve Smith at the end of the 1994 season.

**PILING UP BIG 12 PLAYER OF THE WEEK HONORS ...**

Baylor has had the Big 12 Conference's Player of the Week six times this season, passing Texas Tech (5 in 2004) for the most by any team in a single season in conference history. Logan Vick (Feb. 27 & March 19), Max Muncy (March 26), Jake Miller (April 2) and Josh Ludy (April 16 & April 23) have all been honored. Vick, Muncy and Miller combined to give the Bears Big 12 Players of the Week in three consecutive weeks, and with Ludy's awards the Bears won in five of the last six weeks.

**... AND BIG 12 PITCHER AND NEWCOMER WEEKLY AWARDS**

Baylor has also had two players earn Big 12 Pitcher of the Week honors and three more players earn the Big 12 Newcomer of the Week award. Josh Turley was honored as Pitcher of the Week on April 9, while Trent Blank earned the same award on Feb. 27. Freshman Adam Toth picked up the Bears' first-ever Big 12 Newcomer of the Week honor on April 9 – the award was created in 2011 – Michael Howard was named Newcomer of the Week on April 16, and Nathan Orf gave Baylor three straight Newcomer of the Week winners when he was honored on April 23.

Baylor's 11 Big 12 weekly honors this season are the most in a single-season in program history, and the eight combined Pitcher and Player of the Week awards are the most Big 12 weekly honors in program history without the addition of the two-year-old Newcomer award. Baylor's previous high was six weekly honors in both 2004 and 2005.

**BAYLOR'S 2012 BIG 12 WEEKLY HONORS****PLAYER OF THE WEEK**

Logan Vick, Feb. 27  
Logan Vick, March 19  
Max Muncy, March 26  
Jake Miller, April 2  
Josh Ludy, April 16  
Josh Ludy, April 23

**PITCHER OF THE WEEK**

Trent Blank, Feb. 27  
Josh Turley, April 9

**NEWCOMER OF THE WEEK**

Adam Toth, April 9  
Michael Howard, April 16  
Nathan Orf, April 23

**BIG 12 RANKINGS (BIG 12 GAMES)****TRENT BLANK**

3rd – Wins (5)  
3rd – ERA (2.08)  
7th – Opponents' Batting Average (.218)  
8th – Innings Pitched (52.0)

**DAN EVATT**

7th – Slugging Percentage (.500)  
9th – Home Runs (3)

**MAX GARNER**

1st – Saves (7)  
3rd – Opponents' Batting Average (.211)  
11th – Appearances (11)

**LAWTON LANGFORD**

4th – Walks (15)  
5th – On-Base Percentage (.440)  
9th – Batting Average (.341)  
12th – Hits (29)

**JOSH LUDY**

1st – Home Runs (8)  
1st – RBI (29)  
1st – Slugging Percentage (.695)  
2nd – Total Bases (66)  
2nd – Hits (35)  
3rd – Batting Average (.368)  
4th – On-Base Percentage (.444)  
5th – Doubles (7)  
8th – Walks (12)

**JAKE MILLER**

4th – Triples (2)  
8th – RBI (16)

**MAX MUNCY**

1st – Runs (22)  
4th – Home Runs (4)  
6th – RBI (17)  
6th – Total Bases (49)  
10th – Slugging Percentage (.490)  
11th – Walks (11)  
11th – Doubles (6)  
12th – Hits (29)

**NATHAN ORF**

1st – Runs (22)  
3rd – On-Base Percentage (.456)  
6th – Batting Average (.344)  
6th – Hits (31)  
10th – Total Bases (43)  
11th – Doubles (6)  
15th – Home Runs (2)

**CAL TOWEY**

4th – Home Runs (4)  
4th – Triples (2)  
5th – Slugging Percentage (.529)  
8th – Total Bases (45)  
8th – RBI (16)  
12th – Runs (17)

**JOSH TURLEY**

1st – Wins (6)  
1st – ERA (1.92)  
6th – Innings Pitched (56.1)  
10th – Strikeouts (38)

**LOGAN VICK**

1st – Doubles (12)  
1st – Runs (22)  
5th – Walks (14)  
6th – Hits (31)  
6th – Batting Average (.344)  
8th – On-Base Percentage (.429)  
10th – Total Bases (43)

## 2012 SEASON HONORS

### CRAYTON BARE

- First-Team Academic All-Big 12

### TRENT BLANK

- Dick Howser Trophy semifinalist
- National Pitcher of the Year Award semifinalist
- Big 12 Conference Pitcher of the Week (Feb. 27)
- National All-Star Lineup (College BB HOF) (Feb. 29)

### TYLER BREMER

- Second-Team Academic All-Big 12

### KOLT BROWDER

- Academic All-District VII (*CoSIDA*)
- First-Team Academic All-Big 12

### DAN EVATT

- Second-Team Academic All-Big 12

### MICHAEL HOWARD

- Big 12 Conference co-Newcomer of the Week (April 16)

### BRAD KUNTZ

- First-Team Academic All-Big 12

### LAWTON LANGFORD

- First-Team Academic All-Big 12

### JOSH LUDY

- Dick Howser Trophy semifinalist
- Johnny Bench Award semifinalist
- Second-Team Academic All-Big 12
- Big 12 Conference Player of the Week (April 23)
- CB360 National Primetime Player of the Week (April 24)
- Louisville Slugger National Player of the Week (April 16)
- Big 12 Conference Player of the Week (April 16)

## RECORD-SETTING STREAK

Baylor's 24-game winning streak lasted from March 16-April 22 and ended as the longest in school history and the longest by any Big 12 Conference team since the league began playing baseball in 1997. The Bears passed Texas' 21 straight wins in 2010 for the conference record, and the previous school record was a 20-game winning streak in 1985.

The Bears' streak was even more impressive considering 18 of the 24 games were against Big 12 Conference opponents. Baylor's longest previous Big 12 winning streak was nine games in 1999, and Baylor had never swept more than two consecutive Big 12 series prior to this season. The Bears opened the 2012 season of Big 12 play with six consecutive series sweeps (vs. Texas Tech, vs. Kansas, vs. Oklahoma State, at Missouri, at Kansas State and vs. Texas A&M).

## CONSISTENCY IS KEY

Six Baylor players have started at least 51 of the team's 54 games this season, including four who have played the same position in every game: Max Muncy (all 54 at 1B), Cal Towey (all 54 at 3B), Logan Vick (53 of 54 in CF) and Jake Miller (52 of 54 at SS). Lawton Langford (2B) has started 45 of the last 50 games since starting only one of the first four to begin the season.

Nathan Orf (LF/DH) has been out of the starting lineup only one time this season, and Josh Ludy has been the Bears' starting catcher in 50 of 54 games and started once as DH.

Adam Toth started 7 of the first 8 games in right field before breaking his wrist, and Logan Brown (13 games) and Michael Howard (11 games) split time in right field when Toth wasn't in the lineup. Toth has started in the outfield in 23 of 26 games since returning in the Oklahoma State series finale on April 1.

## VICK & MUNCY CLIMBING WALKS LEADERBOARDS

Logan Vick ranks 5th on Baylor's all-time list and 9th on the Big 12 Conference's all-time list with 125 career walks. Vick also ranks 2nd in program history with 55 career walks in Big 12 play, while teammate Max Muncy ranks 6th on Baylor's career Big 12 walks list. Muncy's 96 career walks are 15 shy of Baylor's all-time top 10.

### Big 12 all-time walks list:

1. Jayce Tingler, MU (2000-03)	168
2. Matt Hopper, NU (2000-03)	159
3. Corey Brown, OSU (2005-07)	152
4. Aaron Senne, MU (2007-10)	151
5. Alex Gordon, NU (2003-05)	139
Robby Price, KU (2007-10)	139
7. Matt Williams, BU (1998-01)	133
8. Keith Ginter, TTU (1997-98)	129
9. Erik Schindewolf, TAMU (2001-04)	125
<i>Logan Vick, BU (2010-pres.)</i>	<i>125</i>

### Baylor career walks list

1. Jon Topolski, 1996-99	185
2. Keith Shepherd, 1983-86	133
Matt Williams, 1998-01	133
4. Fritz Connally, 1977-80	131
5. <i>Logan Vick, 2010-pres.</i>	<i>125</i>

### Baylor career Big 12 walks list

1. Jon Topolski, 1997-99	62
2. <i>Logan Vick, 2010-pres.</i>	<i>51</i>
3. Matt Williams, 1998-01	50
4. Zach Dillon, 2003-06	43
5. Preston Underdown, 1997-00	42
6. <i>Max Muncy, 2010-pres.</i>	<i>41</i>
7. Chris Durbin, 2000-03	40
8. David Murphy, 2001-03	39

## ORF BREAKING PAINFUL RECORDS

Nathan Orf has broken the Baylor and Big 12 single-season hit-by-pitch records after being plunked 29 times this season. Orf passed Matt Williams (23 in 2003) for the Baylor record, and he passed Kansas State's Daniel Dellasega (27 in 2010) for the Big 12 record. Orf has been hit by a pitch 50 times in his career, which would make him Baylor's all-time leader, but 21 of those HBP came in his two years playing at Illinois-Chicago. Instead, Orf ranks fourth in program history with 29 career HBP.

## LUDY NAMED BENCH AWARD SEMIFINALIST

Josh Ludy has been named one of 12 semifinalists for the 2012 Johnny Bench Award, presented to the nation's top collegiate catcher. Ludy is the only Big 12 player and the only player from a college in Texas among the candidates.

Ludy is the fourth Baylor catcher to be named a semifinalist, joining 2001 winner Kelly Shoppach, 2003 semifinalist Josh Ford and 2006 semifinalist and current assistant coach Zach Dillon.

## BLANK & LUDY TABBED DICK HOWSER TROPHY SEMIFINALISTS

Trent Blank and Josh Ludy are among 35 semifinalists for the 2012 Dick Howser Trophy, presented annually to the nation's top collegiate baseball player. The Big 12 Conference leads all league with six semifinalists, and Baylor is one of four teams with multiple candidates.

## DUO NAMED NATIONAL PITCHER OF THE YEAR AWARD SEMIFINALISTS

Baylor's 1-2 punch of Josh Turley and Trent Blank have been named among 25 semifinalists for the Pitcher of the Year Award, presented by the College Baseball Hall of Fame.

Turley and Blank make up half of the four semifinalists from Big 12 teams, and Baylor is one of four schools with multiple semifinalists.

## BEARS PLACE 10 ON ACADEMIC ALL-BIG 12

Baylor placed 10 players on the 2012 Academic All-Big 12 teams. The Bears had five first-team honorees, including Kolt Browder, who was one of three Big 12 players named to the team with a perfect 4.0 GPA. Baylor has had at least nine Academic All-Big 12 team members in each of the last four seasons, and the Bears lead the league with 94 all-time first-team selections, which are 20 more than any other school.

## FOUR GRADUATES ON CURRENT ROSTER

Four current Baylor players officially graduated on May 12 when the team was playing a road series at Oklahoma. Because they couldn't be at the graduation ceremonies, Tyler Bremer, Dan Evatt, Joey Hainsfurther and Josh Ludy were presented their diplomas by Baylor president Ken Starr prior to the May 17 game against Texas.

## BROWDER GETTING IT DONE IN THE CLASSROOM

Kolt Browder, a mechanical engineering major, has been named first-team Academic All-Big 12 in three consecutive seasons, becoming the 14th player in program history with three first-team honors. In fact, Browder has had a perfect 4.0 GPA each year, making him one of two Big 12 players in 2010, one of two in 2011 and one of three in 2012. If Browder earns first-team honors next season, he'll join Zach Dillon as the Bears' only four-time first-team honorees.

## LUDY NAMED NATIONAL HITTER OF THE WEEK (*COLLEGIATE BASEBALL*)

Baylor senior catcher Josh Ludy became the seventh Baylor player to earn National Player of the Week from *Collegiate Baseball* when he was honored on April 16. The Bears have had one player honored in each of the last three seasons.

Ludy helped the Bears to a 5-0 week, including a three-game sweep at Kansas State that extended Baylor's winning streak to 19 games. He hit .647 (11-for-17) with four home runs, 12 RBI, five runs scored and three walks during the week. His 11 RBI in the series at Kansas State broke the Baylor record for most RBI in a Big 12 series.

The Portland, Ind. native hit three home runs in the series finale at K-State, marking the seventh time a Baylor player has homered three times in a game. His seven RBI in the game were the most by a Baylor player since 2004, and he also had the Bears' first five-hit game since 2009.

## MUNCY NAMED NATIONAL HITTER OF THE WEEK (NCBWA)

Baylor's Max Muncy was named NCBWA National Hitter of the Week and Big 12 Conference Baseball Player of the Week on March 26. It marked the third time in five weeks a Baylor player was named Big 12 Player of the Week and the second time in program history a player has earned NCBWA National Hitter of the Week honors.

Muncy earned the awards after leading the Bears to a 4-0 record during the week, including a three-game sweep of Kansas in Big 12 play. Muncy's previous honor came on May 16, 2011.

Muncy hit .500 (9-for-18) with two home runs, two doubles, nine RBI and seven runs scored during the week. He also walked twice, struck out only one time and had 17 total bases for a .944 slugging percentage.

## EIGHT DRAFTEES ON 2012 BEARS' ROSTER

Eight players on Baylor's 2012 roster have been selected in previous MLB Drafts. Here's a list of 2012 Bears who have put off professional careers to play at Baylor:

Dan Evatt	2007 MLB Draft	45th round	Cleveland Indians
Joey Hainsfurther	2008 MLB Draft	46th round	San Francisco Giants
Josh Turley	2009 MLB Draft	36th round	Milwaukee Brewers
Max Muncy	2009 MLB Draft	41st round	Cleveland Indians
Trae Davis	2010 MLB Draft	29th round	Texas Rangers
Tyler Bremer	2010 MLB Draft	36th round	Chicago Cubs
Dillon Newman	2010 MLB Draft	49th round	New York Mets
Michael Howard	2011 MLB Draft	21st round	Minnesota Twins

## 2012 SEASON HONORS (CON'T.)

### JAKE MILLER

- Big 12 Conference co-Player of the Week (April 2)

### MAX MUNCY

- No. 140 MLB Draft Prospect (*Baseball America*)
- NCBWA National Hitter of the Week (March 27)
- National Player of the Week (*CollegeBaseballInsider.com*) (March 28)
- National All-Star Lineup (College BB HOF) (March 27)
- Big 12 Conference Player of the Week (March 26)

### NATHAN ORF

- Second-Team Academic All-Big 12
- Big 12 Conference co-Newcomer of the Week (April 23)

### ADAM TOTH

- Big 12 Conference Newcomer of the Week (April 9)

### JOSH TURLEY

- National Pitcher of the Year Award semifinalist
- Second-Team Academic All-Big 12
- Big 12 Conference Pitcher of the Week (April 9)

### LOGAN VICK

- Academic All-District VII (*CoSIDA*)
- First-Team Academic All-Big 12
- Big 12 Conference Player of the Week (Feb. 27)
- National All-Star Lineup (College BB HOF) (March 20)
- Big 12 Conference Player of the Week (March 19)

# COMEBACKS

## BAYLOR COMEBACKS

Total Comeback Victories: 19

### Deficits overcome for a win:

6 runs	at Kansas State, 4/14 (10-4, top 6th)
4 runs	at Missouri, 4/7 (6-2, top 6th)
	at Kansas State, 4/15 (5-1, top 3rd)
3 runs	vs. Oklahoma State, 3/30 (4-1, bottom 6th)
	vs. Oklahoma State, 4/1 (3-0, bottom 7th)
	vs. Louisiana-Monroe, 4/10 (3-0, bottom 2nd)
2 runs	vs. Oral Roberts, 2/17 (2-0, bottom 6th)
	at Houston, 3/27 (2-0, top 3rd)
	at Texas A&M, 4/20 (3-1, top 5th)
	vs. New Mexico State, 4/28 (4-2, bottom 4th)
1 run	vs. Oral Roberts, 2/19 (2-1, bottom 6th)
	vs. Memphis, 3/11 (1-0, bottom 6th)
	vs. Texas Tech, 3/16 (2-1, bottom 4th)
	vs. Texas Tech, 3/17 (2-1, bottom 6th)
	at Missouri, 4/5 (1-0, top 6th)
	vs. Louisiana-Monroe, 4/11 (1-0, bottom 1st)
	vs. Texas A&M-Corpus Christi, 4/18 (1-0, bottom 1st)
	vs. Texas A&M, 4/22 (5-4, bottom 6th)
	vs. UTSA, 5/15 (1-0, bottom 3rd)

### Biggest deficit overcome through 6 innings for a win:

3 runs vs. Oklahoma State, 4/1 (3-0 through 6)

### Biggest deficit overcome through 7 innings for a win:

2 runs at Kansas State, 4/15 (9-7 through 7)

### Biggest deficit overcome through 8 innings for a win:

none

### Biggest deficit overcome in extra innings for a win:

1 run vs. Oklahoma State, 4/1 (down 4-3 in bottom 13th)

### Biggest deficit overcome in an eventual loss:

2 runs at UCLA, 2/25 (3-1, top 4th)

### Most deficits overcome in one game for a win:

2	vs. Oral Roberts, 2/19 (1-0, bottom 3rd; 2-1, bottom 6th)
2	vs. Texas Tech, 3/17 (1-0, bottom 5th; 2-1, bottom 6th)
2	vs. Oklahoma State, 4/1 (3-0, bottom 7th; 4-3, bottom 13th)
2	vs. Louisiana-Monroe, 4/10 (3-0, bottom 2nd; 5-4, bottom 6th)
2	at Kansas State, 4/15 (5-1, top 3rd; 9-7, top 8th)
2	vs. New Mexico State, 4/28 (3-1, bottom 2nd; 4-2, bottom 4th)

### Most deficits overcome in one game in an eventual loss:

1 four times

## EXTRA SPECIAL

Baylor is 27-17 in extra-inning games since the start of the 2003 season, including a 3-1 mark this season. The Bears won 2-1 in eight innings in a scheduled seven-inning game against Memphis on March 11, rallied from a 4-3 deficit in the 13th inning to complete a sweep of Oklahoma State with a 5-4 13-inning win on April 1, completed a sweep at Kansas State with a 12-11 win in 11 innings on April 15 and lost 1-0 at Oklahoma in 10 innings in the series opener on May 12. Baylor was 4-3 in extra-inning games in 2011, 1-5 in 2010, 4-1 in 2009, 1-3 in 2008, 2-1 in 2007, 0-1 in 2006, 6-1 in 2005, 1-0 in 2004 and 5-1 in 2003.

The Bears won all four regular season games that went to extra innings in 2009, but fell to No. 2 national seed LSU 3-2 in 10 innings in the second game of the NCAA Baton Rouge Regional.

Eight of the 27 wins over the past eight seasons have come on an opponent's home field (Arizona twice, Arizona State, Kansas State, Texas, UT Arlington twice and Vanderbilt). Four of the 27 wins were either neutral-site games or games at Baylor Ballpark in which the Bears were the visitor. Four of the 27 wins have come in postseason play, including two at the Big 12 Tournament and one at the College World Series.

## RECORD CROWDS WATCH BEARS SWEEP BATTLE OF BRAZOS

Baylor's three-game sweep against then-No. 2 Texas A&M came in front of record crowds in all three games in the final Big 12 edition of the Battle of the Brazos.

The series opener in College Station was played in front of a Blue Bell Park-record 5,621 fans. The series shifted to Waco for the second game, and the Bears drew the largest attendance in program history when a standing-room-only crowd of 5,911 watched Baylor clinch the series with a 1-0 win in the second game of the series.

Baylor Ballpark's two-date series record was shattered when 4,887 fans turned out to watch the Bears take a 7-5 win in the series finale to finish off their sixth consecutive Big 12 series sweep. That crowd was the sixth-largest in program history, and the 10,798 fans to watch the two games against the Aggies at Baylor Ballpark were 1,009 more than the previous two-date record.

## BEARS SIGN NINE FOR 2013

Baylor baseball head coach Steve Smith announced a nine-member recruiting class for the 2013 season on Dec. 15. The class includes seven student-athletes from the high school ranks and two junior college transfers.

Junior college transfers LHP Bobby McCormack (League City, Texas) and IF/C Brett Doe (Mesquite, Texas) will have two years of eligibility remaining when they join the program in the fall of 2012.

Baylor's seven recruits from the high school ranks are: IF Ben Carl (Houston, Texas), IF/OF Max Hogan (Belton, Texas), C Matthew Menard (Bridge City, Texas), 1B Mitchell Price (The Woodlands, Texas), IF West Tunnell (Anthem, Ariz.), LHP Sterling Wynn (Waco, Texas) and RHP Drew Tolson (Houston, Texas).

## BAYLOR BASEBALL 2013 RECRUITING CLASS

Name, Pos.	HT.	WT.	B/T	HOMETOWN (PREVIOUS SCHOOL)
Ben Carl, IF	5-11	180	R/R	Houston, Texas (Memorial HS)
Brett Doe, IF/C	6-0	170	R/R	Mesquite, Texas (Poteet HS/Navarro College)
Max Hogan, IF/OF	6-0	180	L/R	Belton, Texas (Belton HS)

**NATIONAL TEAM RANKINGS**

Baylor is ranked in the top 50 of the nation's 291 Division I teams in 11 different categories. Here's a breakdown of where Baylor ranks through games of May 13:

Winning Percentage – 4th (.780)  
 On-Base Percentage – 10th (.402)  
 Batting Average – 18th (.309)  
 Sacrifice Flies – 27th (28)  
 Slugging Percentage – 32nd (.434)  
 Fewest Hits Allowed Per 9 Innings – 34th (8.14)  
 ERA – 37th (3.19)  
 WHIP – 40th (1.24)  
 Fielding Percentage – 42nd (.973)  
 Bases On Balls – 43rd (214)  
 Runs Per Game – 44th (6.4)

**NATIONAL INDIVIDUAL RANKINGS**

Baylor has nine different players ranked among the nation's leaders in individual statistics. Here's a breakdown of every Baylor player ranked in the top 100 nationally through games of May 13:

Trent Blank – 7th in wins (9)  
 Trent Blank – 76th in ERA (2.30)  
 Trent Blank – 64th in WHIP (1.05)  
 Trent Blank – 98th in fewest hits allowed per 9 innings (7.24)  
 Max Garner – 30th in saves (10)  
 Lawton Langford – 100th in sacrifice bunts (10)  
 Josh Ludy – 14th in RBI per game (1.11)  
 Josh Ludy – 27th in RBI (52)  
 Max Muncy – 87th in RBI (45)  
 Max Muncy – 96th in bases on balls (33)  
 Nathan Orf – 5th in HBP (25)  
 Nathan Orf – 82nd in runs (46)  
 Nathan Orf – 87th in sacrifices flies (5)  
 Cal Towey – 67th in HBP (14)  
 Cal Towey – 67th in sacrifice bunts (11)  
 Cal Towey – 98th in triples (4)  
 Josh Turley – 13th in ERA (1.59)  
 Josh Turley – 62nd in WHIP (1.05)  
 Josh Turley – 79th in wins (7)  
 Josh Turley – 91st in strikeout-to-walk ratio (4.13)  
 Logan Vick – 12th in doubles (20)

**UP NEXT**

Baylor is expected to play in the NCAA Baseball Championship for the 13th time in the last 15 seasons. The Bears are projected to host a Regional, and could be a top-8 national seed when the bracket is announced on ESPNU at 11 a.m. on Monday, May 28.

**LAST AT-BAT WINS**

OPPONENT (DATE)	PLAY	INN.	RES.
ORAL ROBERTS (2/17)	Howard ph walk	8th	3-2
ORAL ROBERTS (2/19)	Howard ph walk	8th	3-2
UC IRVINE (3/3)	Hainsfurther ph walk	8th	6-1
MEMPHIS (3/11)	Brown score on WP*	8th	2-1
TEXAS TECH (3/17)	Vick double	8th	4-3
KANSAS (3/25)	Muncy double	8th	8-6
OKLAHOMA STATE (3/30)	Langford single	8th	7-4
OKLAHOMA STATE (4/1)	Turley ph single*	13th	5-4
at Kansas State (4/15)	Howard home run	11th	12-11

\* - walk-off play

**GAME-WINNING RBI**

OPPONENT (DATE)	PLAY	INN.	RES.
ORAL ROBERTS (2/17)	Howard ph walk	8th	3-2
ORAL ROBERTS (2/19)	Howard ph walk	8th	3-2
UC IRVINE (3/3)	Hainsfurther ph walk	8th	6-1
TEXAS TECH (3/18)	Vick 2-run double	3rd	8-1
KANSAS (3/24)	Ludy groundout	2nd	9-0
KANSAS (3/25)	Muncy 2-run double	8th	8-6
OKLAHOMA STATE (3/30)	Langford single	8th	7-4
OKLAHOMA STATE (4/1)	Turley single*	13th	5-4
at Missouri (4/5)	Miller 2-run double	6th	3-1
LOUISIANA-MONROE (4/10)	Muncy 2-run single	6th	7-5
at Kansas State (4/13)	Ludy 2-run single	7th	5-2
at Kansas State (4/15)	Howard home run	11th	12-11
TAMU-CORPUS CHRISTI (4/18)	Evatt sac fly	1st	11-1
at No. 2 Texas A&M (4/20)	Vick 2-run single	8th	5-3
No. 2 TEXAS A&M (4/21)	Muncy sac fly	5th	1-0
No. 2 TEXAS A&M (4/22)	Evatt 2-run single	6th	7-5
No. 25 NEW MEXICO STATE (4/27)	Evatt single	6th	5-0
at Texas State (5/9)	Muncy single	1st	3-0
UTSA (5/15)	Towey home run	3rd	14-3
at Texas (5/18)	Evatt single	7th	4-0

\* - walk-off play



# LOGAN BROWN

# 16

OF • R/R • 5-10 • 170 • FR.-HS  
ROWLETT, TEXAS (ROWLETT)

### CAREER HONORS

- One-time Big 12 Commissioner's Honor Roll (Fall 2011)

### NOTES

- Freshman outfielder has made 15 starts — 14 in RF, 1 in LF — and come off bench in 20 games
- Often used as late-inning defensive replacement in either outfield corner
- Had first career multi-RBI game, going 2-for-4 with run and 2 RBI vs. TAMU-Corpus Christi (4/17/12)
- Scored game-winning run in walk-off win vs. Memphis (3/11) after advancing twice on wild pitches
- Had two singles, sacrifice bunt and stole two bases in start vs. Sam Houston State (2/28/12)
- Earned All-District 10-5A honors as second baseman at Rowlett (Texas) HS in 2010 and 2011
- Also played football at RHS, earning All-District 10-5A honors as wide receiver in 2010

DATE	OPP.	H	AB	R	RBI	2B	3B	HR	SB	BB	SO
2/17	ORU										
											DNP
2/19	ORU-1										
											DNP
2/19	ORU-2	0	0	0	0	0	0	0	0	0	0
2/21	TCU	*0	1	0	0	0	0	0	0	0	0
2/22	TXST										
											DNP
2/24	UCLA										
											DNP
2/25	UCLA										
											DNP
2/26	UCLA	*1	2	0	0	0	0	0	1	0	1
2/28	SHSU	*2	3	1	1	0	0	0	2	0	2
3/2	UCI	*0	3	0	0	0	0	0	0	0	0
3/3	LU	*0	1	0	0	0	0	0	1	1	1
3/3	UCI										
											DNP
3/4	LU	0	0	0	0	0	0	0	0	0	0
3/6	TCU	*0	3	1	0	0	0	0	0	1	2
3/7	MSU	*0	3	0	0	0	0	0	0	0	1
3/11	MEM-1	0	0	1	0	0	0	0	0	0	0
3/11	MEM-2	*2	4	2	0	0	0	0	0	0	0
3/13	UTA	*2	4	1	0	0	0	0	2	0	1
3/16	TTU										
											DNP
3/17	TTU										
											DNP
3/18	TTU	*0	4	0	0	0	0	0	0	0	3
3/21	SHSU	*2	5	1	0	1	0	0	0	0	2
3/23	KU										
											DNP
3/24	KU	0	1	0	0	0	0	0	0	0	0
3/25	KU	*0	1	0	0	0	0	0	0	0	1
3/27	UH	0	0	0	0	0	0	0	0	0	0
3/30	OSU	0	0	1	0	0	0	0	1	0	0
3/31	OSU	*0	1	0	0	0	0	0	0	0	0
4/1	OSU	0	0	0	0	0	0	0	0	0	0
4/5	MU										
											DNP
4/6	MU										
											DNP
4/7	MU	0	0	1	0	0	0	0	0	0	0
4/10	ULM										
											DNP
4/11	ULM	0	0	0	0	0	0	0	0	0	0
4/13	KSU										
											DNP
4/14	KSU										
											DNP
4/15	KSU	0	0	0	0	0	0	0	0	0	0
4/17	AMCC	*2	4	1	2	0	0	0	0	0	1
4/18	AMCC	0	1	0	0	0	0	0	0	0	0
4/20	TAMU	0	0	0	0	0	0	0	0	0	0
4/21	TAMU	0	0	0	0	0	0	0	0	0	0
4/22	TAMU	0	0	0	0	0	0	0	0	0	0
4/24	UTSA										
											DNP
4/25	UTA	*1	2	1	1	0	0	0	0	0	1
4/27	NMSU	0	0	1	0	0	0	0	0	0	0
4/28	NMSU	0	0	0	0	0	0	0	0	1	0
5/9	TXST										
											DNP
5/12	OU-1										
											DNP
5/12	OU-2										
											DNP
5/13	OU	0	1	0	0	0	0	0	0	0	0
5/15	UTSA	0	1	0	0	0	0	0	0	0	1
5/17	UT	0	1	0	0	0	0	0	0	0	1
5/18	UT										
											DNP
5/19	UT	0	0	0	0	0	0	0	0	0	0

### BUNTING STATS

Season: 4 Hits, 6 Sac  
Career: 4 Hits, 6 Sac

**AVG.**  
**.261**  
**SEASON**  
**.261**  
**CAREER**

### CAREER HIGHS

Runs: 2 vs. Memphis (3/11/12)  
Hits: 2, five times  
Doubles: 1 at Sam Houston State (3/21/12)  
Triples: none  
Home Runs: none  
RBI: 2 vs. Texas A&M-Corpus Christi (4/17/12)  
Total Bases: 2, five times  
Walks: 1, three times  
Stolen Bases: 2 vs. SHSU (2/28/12); at UT Arlington (3/13/12)  
Hitting Streak: none

### 2B/3B/HR

**1/0/0**  
**SEASON**  
**1/0/0**  
**CAREER**

### R/RBI

**12/4**  
**SEASON**  
**12/4**  
**CAREER**

### BB/SO

**3/16**  
**SEASON**  
**3/16**  
**CAREER**

### SB-A

**7-9**  
**SEASON**  
**7-9**  
**CAREER**

### OPS

**.603**  
**SEASON**  
**.603**  
**CAREER**

### MHG/MRG

**5/1**  
**SEASON**  
**5/1**  
**CAREER**

### ALL GAMES

YEAR	AVG	GP-GS	AB	R	H	2B	3B	HR	RBI	TB	SLG%	BB	HBP	SO	GDP	OB%	SF-SH	SB-A	PO	A	E	FLD%
2012	.261	35-15	46	12	12	1	0	0	4	13	.283	3	1	17	1	.320	0-6	7-9	25	3	1	.966
<b>TOTAL</b>	<b>.261</b>	<b>35-15</b>	<b>46</b>	<b>12</b>	<b>12</b>	<b>1</b>	<b>0</b>	<b>0</b>	<b>4</b>	<b>13</b>	<b>.283</b>	<b>3</b>	<b>1</b>	<b>17</b>	<b>1</b>	<b>.320</b>	<b>0-6</b>	<b>7-9</b>	<b>25</b>	<b>3</b>	<b>1</b>	<b>.966</b>

### BIG 12 GAMES

YEAR	AVG	GP-GS	AB	R	H	2B	3B	HR	RBI	TB	SLG%	BB	HBP	SO	GDP	OB%	SF-SH	SB-A	PO	A	E	FLD%
2012	.000	14-3	9	2	0	0	0	0	0	0	.000	0	1	5	0	.100	0-2	1-2	4	1	1	.833
<b>TOTAL</b>	<b>.000</b>	<b>14-3</b>	<b>9</b>	<b>2</b>	<b>0</b>	<b>0</b>	<b>0</b>	<b>0</b>	<b>0</b>	<b>0</b>	<b>.000</b>	<b>0</b>	<b>1</b>	<b>5</b>	<b>0</b>	<b>.100</b>	<b>0-2</b>	<b>1-2</b>	<b>4</b>	<b>1</b>	<b>1</b>	<b>.833</b>



# STEVE DALPORTO

# 2

IF • R/R • 6-0 • 190 • JR.-2L  
LAGRANGE, ILL. (NAZARETH)

### CAREER HONORS

- 2011 Second-Team Academic All-District VI (CoSIDA)
- 2011 First-Team Academic All-Big 12
- 2010 Fall Award for Academic Excellence
- Five-time Big 12 Commissioner's Honor Roll (Fall 2009-11, Spring 2010-11)

### NOTES

- Named Big 12's "Best Defensive 2B" in *Baseball America's* 2012 Big 12 Conference Preview
- Started season in 0-for-11 slump, but has hit .478 (11-for-23) since
- Has started 8 games at 2B, 2 games at SS and come off bench 8 times
- Started and had multi-hit games in both games of midweek series vs. TAMU-Corpus Christi (4/17-18/12)
- Had 16 total sacrifices in 2011; 2nd-most ever by a Baylor player and most by a sophomore
- Holds Baylor records for most total sacrifices in Big 12 series (4 at OSU in 2011) and season (11 in 2011)
- Started 47 games at 2B and 3 games at SS in 2011 after starting only 4 games as freshman in 2010
- Laid down 15 sacrifice bunts and had 6 bunt hits in 26 total bunts put in play in 2011
- Led off 9th inning with 2B and scored game-winning run in series-clinching win over No. 13 Oklahoma (5/21/11)

### BUNTING STATS

Season: 0 Hit, 3 Sac  
Career: 6 Hits, 19 Sac

**AVG.**  
**.324**  
**SEASON**  
**.243**  
**CAREER**

DATE	OPP.	H	AB	R	RBI	2B	3B	HR	SB	BB	SO
2/17	ORU	*0	4	0	0	0	0	0	0	0	0
2/19	ORU-1	*0	3	0	0	0	0	0	0	0	3
2/19	ORU-2										
2/21	TCU	*0	0	0	0	0	0	0	0	0	0
2/22	TXST										
2/24	UCLA	0	0	0	0	0	0	0	0	0	0
2/25	UCLA										
2/26	UCLA										
2/28	SHSU										
3/2	UCI										
3/3	LU	*0	3	0	0	0	0	0	0	0	1
3/3	UCI										
3/4	LU										
3/6	TCU										
3/7	MSU	0	0	0	0	0	0	0	0	0	0
3/11	MEM-1										
3/11	MEM-2										
3/13	UTA										
3/16	TTU										
3/17	TTU										
3/18	TTU										
3/21	SHSU	0	0	0	0	0	0	0	0	0	0
3/23	KU										
3/24	KU	0	1	0	0	0	0	0	0	0	0
3/25	KU										
3/27	UH										
3/30	OSU										
3/31	OSU										
4/1	OSU										
4/5	MU										
4/6	MU										
4/7	MU										
4/10	ULM										
4/11	ULM	*1	2	1	0	0	0	0	0	0	0
4/13	KSU										
4/14	KSU										
4/15	KSU										
4/17	AMCC	*2	4	1	0	0	0	0	0	0	1
4/18	AMCC	*2	3	1	2	1	0	0	0	0	0
4/20	TAMU										
4/21	TAMU										
4/22	TAMU										
4/24	UTSA	*1	3	0	0	0	0	0	0	0	0
4/25	UTA	*2	4	1	0	0	0	0	0	0	1
4/27	NMSU										
4/28	NMSU	0	0	0	0	0	0	0	0	0	0
5/9	TXST										
5/12	OU-1										
5/12	OU-2										
5/13	OU	0	0	0	1	0	0	0	0	0	0
5/15	UTSA	1	1	1	2	0	0	0	0	0	0
5/17	UT	*2	5	1	1	0	0	0	0	0	1
5/18	UT	0	1	0	0	0	0	0	0	0	0
5/19	UT										

### CAREER HIGHS

**Runs:** 3 vs. Louisiana Tech (3/12/11)  
**Hits:** 3 vs. Illinois-Chicago (3/14/10)  
**Doubles:** 2 vs. Illinois-Chicago (3/14/10); vs. Oklahoma (5/21/11)  
**Triples:** 1 vs. Rice (3/6/11)  
**Home Runs:** none  
**RBI:** 2, five times  
**Total Bases:** 5 vs. Illinois-Chicago (3/14/10)  
**Walks:** 2, five times  
**Stolen Bases:** 1, four times  
**Hitting Streak:** 8 games (11-for-25, .440; 3/6/11 – 3/18/11)

**2B/3B/HR**  
**1/0/0**  
**SEASON**  
**9/1/0**  
**CAREER**

**R/RBI**  
**6/6**  
**SEASON**  
**34/21**  
**CAREER**

**BB/SO**  
**0/7**  
**SEASON**  
**22/41**  
**CAREER**

**SB-A**  
**0-0**  
**SEASON**  
**4-6**  
**CAREER**

**OPS**  
**.659**  
**SEASON**  
**.611**  
**CAREER**

**MHG/MRG**  
**4/2**  
**SEASON**  
**9/5**  
**CAREER**

ALL GAMES		AVG	GP-GS	AB	R	H	2B	3B	HR	RBI	TB	SLG%	BB	HBP	SO	GDP	OB%	SF-SH	SB-A	PO	A	E	FLD%
YEAR																							
2010		.278	21-4	18	5	5	2	0	0	2	7	.389	1	0	4	1	.316	0-1	0-0	9	20	4	.879
2011		.222	55-50	158	23	35	6	1	0	13	43	.272	21	2	30	2	.319	1-15	4-6	92	131	10	.957
2012		.324	18-10	34	6	11	1	0	0	6	12	.353	0	0	7	0	.306	2-3	0-0	16	27	0	1.000
<b>TOTAL</b>		<b>.243</b>	<b>94-64</b>	<b>210</b>	<b>34</b>	<b>51</b>	<b>9</b>	<b>1</b>	<b>0</b>	<b>21</b>	<b>62</b>	<b>.295</b>	<b>22</b>	<b>2</b>	<b>41</b>	<b>3</b>	<b>.316</b>	<b>3-19</b>	<b>4-6</b>	<b>117</b>	<b>178</b>	<b>14</b>	<b>.955</b>
BIG 12 GAMES		AVG	GP-GS	AB	R	H	2B	3B	HR	RBI	TB	SLG%	BB	HBP	SO	GDP	OB%	SF-SH	SB-A	PO	A	E	FLD%
YEAR																							
2010		.000	5-0	0	0	0	0	0	0	0	0	.000	0	0	0	0	.000	0-0	0-0	0	0	0	.000
2011		.239	25-23	67	8	16	5	0	0	6	21	.313	9	0	16	1	.325	1-10	2-3	40	53	4	.959
2012		.286	4-1	7	1	2	0	0	0	2	2	.286	0	0	1	0	.250	1-0	0-0	2	7	0	1.000
<b>TOTAL</b>		<b>.243</b>	<b>34-24</b>	<b>74</b>	<b>9</b>	<b>18</b>	<b>5</b>	<b>0</b>	<b>0</b>	<b>8</b>	<b>23</b>	<b>.311</b>	<b>9</b>	<b>0</b>	<b>17</b>	<b>1</b>	<b>.318</b>	<b>2-10</b>	<b>2-3</b>	<b>42</b>	<b>60</b>	<b>4</b>	<b>.962</b>



# DAN EVATT

# 23

**1B/OF • R/R • 6-3 • 220 • SR-3L**  
**GRAPEVINE, TEXAS (GRAPEVINE)**

**CAREER HONORS**

- 2010 QTI Baylor Classic All-Tournament
- 2007 MLB Draft Pick (Cleveland Indians, 45th round)
- Six-time Big 12 Commissioner's Honor Roll (Fall 2007, 2010-11, Spring 2008, 2010-11)

**NOTES**

- 5th-year senior, made 34 starts last season, including 23 in LF and 11 as DH
- Has started 27 of last 29 games after starting 7 of team's first 25 games in 2012
- Hit game-winning 2-run single in 6th inning of series finale vs. then-No. 2 Texas A&M (4/22/12)
- Has 12 career home runs in Big 12 play, tied for 10th-most in program history
- Had 5 multi-hit games during 6-game stretch (4/1 — 4/11/12)
- Hit go-ahead home run leading off 7th inning of series finale at Missouri (4/7/12)
- Homered in second straight game with solo shot at tail end of back-to-back homers at Houston (3/27/12)
- Hit two-run homer in 3rd inning of series finale vs. Kansas (3/25/12)
- Started 30 of final 35 games after starting only 4 of first 24 contests in 2011
- Tied for 2nd in Big 12 Conference with 6 home runs in league play in 2011
- Hit 5 home runs over 7-game span (4/3/11 — 4/19/11)
- Led team with extra-base hit every 8.2 at-bats (15 XBH in 123 AB) in 2011
- Started 16 games as sophomore, 15 as DH and 1 as 1B
- Made 33 starts as redshirt freshman in 2009, 18 at 1B, 14 as DH and 1 in LF
- First collegiate hit was 10th-inning walk-off single in season opener against Pacific (2/20/09)

**BUNTING STATS**

Season: 0 Hits, 0 Sac  
 Career: 0 Hits, 5 Sac

**CAREER HIGHS**

**Runs:** 3 vs. TCU (4/28/10); at Texas A&M (4/16/11)  
**Hits:** 3, five times  
**Doubles:** 2, twice  
**Triples:** 1 vs. Prairie View A&M (4/1/09)  
**Home Runs:** 2 at Texas A&M (4/16/11)  
**RBI:** 5 at Texas A&M (4/16/11)  
**Total Bases:** 8 at Texas A&M (4/16/11)  
**Walks:** 3 at UT Arlington (4/12/11)  
**Stolen Bases:** 1, five times  
**Hitting Streak:** 10 games (15-for-43, .349; 4/15/09 — 5/16/09)  
 10 games (16-for-41, .390; 3/25/12 — 4/11/12)

**AVG.**  
**.312**  
**SEASON**  
**.271**  
**CAREER**

DATE	OPP.	H	AB	R	RBI	2B	3B	HR	SB	BB	SO
2/17	ORU	*0	3	0	0	0	0	0	0	0	1
2/19	ORU-1	*1	2	0	0	0	0	0	0	0	0
2/19	ORU-2	DNP									
2/21	TCU	*1	2	0	0	0	0	0	0	0	0
2/22	TXST	DNP									
2/24	UCLA	*0	2	0	0	0	0	0	0	2	2
2/25	UCLA	DNP									
2/26	UCLA	DNP									
2/28	SHSU	*0	3	0	0	0	0	0	0	0	2
3/2	UCI	DNP									
3/3	LU	1	1	0	0	1	0	0	0	0	0
3/3	UCI	*1	3	0	0	0	0	0	0	0	2
3/4	LU	0	0	0	0	0	0	0	0	1	0
3/6	TCU	DNP									
3/7	MSU	0	1	0	0	0	0	0	0	0	1
3/11	MEM-1	DNP									
3/11	MEM-2	DNP									
3/13	UTA	DNP									
3/16	TTU	DNP									
3/17	TTU	DNP									
3/18	TTU	0	1	0	0	0	0	0	0	0	0
3/21	SHSU	*1	4	0	2	0	0	0	0	0	1
3/23	KU	0	1	0	0	0	0	0	0	0	1
3/24	KU	0	1	0	0	0	0	0	0	0	1
3/25	KU	1	2	1	2	0	0	1	0	0	0
3/27	UH	*1	4	1	1	0	0	1	0	0	0
3/30	OSU	*1	5	1	2	1	0	0	0	0	0
3/31	OSU	*1	4	1	1	0	0	1	0	0	2
4/1	OSU	*2	5	1	0	0	0	0	0	0	1
4/5	MU	*2	4	1	1	0	0	0	1	0	0
4/6	MU	*1	4	0	0	1	0	0	0	0	0
4/7	MU	*3	5	1	1	0	0	1	0	0	0
4/10	ULM	*2	4	1	0	0	0	0	0	0	2
4/11	ULM	*2	4	0	1	1	0	0	0	0	0
4/13	KSU	*0	3	0	0	0	0	0	0	1	1
4/14	KSU	*1	3	2	1	0	0	0	0	2	0
4/15	KSU	*1	5	0	0	0	0	0	0	0	3
4/17	AMCC	*1	3	2	3	0	0	1	0	1	0
4/18	AMCC	*1	3	0	1	0	0	0	0	0	1
4/20	TAMU	*1	4	1	1	0	0	0	0	0	1
4/21	TAMU	*0	2	0	0	0	0	0	0	0	1
4/22	TAMU	*1	3	0	2	0	0	0	1	0	1
4/24	UTSA	*0	3	0	0	0	0	0	0	0	2
4/25	UTA	*1	4	1	2	0	0	1	0	0	1
4/27	NMSU	*1	3	0	1	0	0	0	0	0	0
4/28	NMSU	*3	4	1	2	0	0	1	0	0	0
5/9	TXST	0	3	0	0	0	0	0	0	0	2
5/12	OU-1	*1	3	0	0	0	0	0	0	1	0
5/12	OU-2	DNP									
5/13	OU	*1	4	1	0	0	0	0	0	0	0
5/15	UTSA	*1	3	1	0	0	0	0	0	1	0
5/17	UT	*2	4	1	1	1	0	0	0	0	0
5/18	UT	*2	3	1	1	0	0	0	0	0	1
5/19	UT	0	0	0	0	0	0	0	0	1	0

**2B/3B/HR**

**5/0/7**  
**SEASON**  
**25/1/24**  
**CAREER**

**R/RBI**

**19/26**  
**SEASON**  
**74/90**  
**CAREER**

**BB/SO**

**10/30**  
**SEASON**  
**47/121**  
**CAREER**

**SB-A**

**2-4**  
**SEASON**  
**5-9**  
**CAREER**

**OPS**

**.898**  
**SEASON**  
**.842**  
**CAREER**

**MHG/MRG**


**8/7**  
**SEASON**  
**29/26**  
**CAREER**

**ALL GAMES**

YEAR	AVG	GP-GS	AB	R	H	2B	3B	HR	RBI	TB	SLG%	BB	HBP	SO	GDP	OB%	SF-SH	SB-A	PO	A	E	FLD%
2009	.308	41-33	133	25	41	9	1	7	31	73	.549	10	1	31	3	.361	0-4	0-1	151	16	1	.994
2010	.210	26-16	62	9	13	4	0	2	10	23	.371	9	1	22	0	.319	0-0	1-1	9	0	0	1.000
2011	.220	37-34	123	21	27	7	0	8	23	58	.472	18	1	38	2	.319	2-1	2-3	44	0	3	.936
2012	.312	42-34	125	19	39	5	0	7	26	65	.520	10	5	30	0	.378	3-0	2-4	54	0	0	1.000
<b>TOTAL</b>	<b>.271</b>	<b>146-117</b>	<b>443</b>	<b>74</b>	<b>120</b>	<b>25</b>	<b>1</b>	<b>24</b>	<b>90</b>	<b>219</b>	<b>.494</b>	<b>47</b>	<b>8</b>	<b>121</b>	<b>5</b>	<b>.348</b>	<b>5-5</b>	<b>5-9</b>	<b>258</b>	<b>16</b>	<b>4</b>	<b>.986</b>

**BIG 12 GAMES**

YEAR	AVG	GP-GS	AB	R	H	2B	3B	HR	RBI	TB	SLG%	BB	HBP	SO	GDP	OB%	SF-SH	SB-A	PO	A	E	FLD%
2009	.269	17-13	52	10	14	3	0	3	10	26	.500	5	0	15	1	.333	0-1	0-0	54	8	0	1.000
2010	.111	6-2	9	0	1	1	0	0	0	2	.222	1	0	4	0	.200	0-0	1-1	1	0	0	1.000
2011	.224	21-19	67	13	15	3	0	6	16	36	.537	11	1	22	2	.333	2-0	0-1	23	0	2	.920
2012	.318	21-16	66	12	21	3	0	3	13	33	.500	5	2	13	0	.378	1-0	2-4	25	0	0	1.000
<b>TOTAL</b>	<b>.263</b>	<b>65-50</b>	<b>194</b>	<b>35</b>	<b>51</b>	<b>10</b>	<b>0</b>	<b>12</b>	<b>39</b>	<b>97</b>	<b>.500</b>	<b>22</b>	<b>3</b>	<b>54</b>	<b>3</b>	<b>.342</b>	<b>3-1</b>	<b>3-6</b>	<b>103</b>	<b>8</b>	<b>2</b>	<b>.982</b>



# JOEY HAINSFURTHER 1

RHP/C • S/R • 5-11 • 185 • SR-L  
DALLAS, TEXAS (HIGHLAND PARK)

\*\*\*HAINSFURTHER HAS SEPARATE PLAYER PAGE AMONG PITCHERS\*\*\*

**CAREER HONORS**

- 2010 Honorable Mention All-Big 12 (coaches)
- 2009 Houston College Classic All-Tournament
- 2009 QTI Baylor Classic All-Tournament
- 2009 Big 12 Conference All-Championship
- 2008 MLB Draft Pick (San Francisco Giants, 46th round)
- Four-time Big 12 Commissioner's Honor Roll (Fall 2009-10, Spring 2010-11)

**NOTES**

- Played as infielder in first two seasons, then moved to catcher in 2011; taking on increased pitching role in 2012
- For career, has started at 3B (43 G), 2B (32 G), DH (32 G), C (27 G), SS (16 G) and P (5 G)
- Started season in 1-for-17 slump, but had two hits in win vs. Kansas (3/24/12)
- Had pinch-hit sacrifice fly to end game vs. TAMU-CC (4/18/12) by run rule
- Made 49 starts as junior, including 26 as catcher, 18 as DH and 5 at 3B
- Has walked (70) more often than struck out (62) in 4-year career, including 3 seasons with more BB than SO
- Team's toughest player to strike out in 2011 (12.4% of ABs)
- Broke up no-hitter with infield single in 6th inning and scored game-winning run in 2-0 win at Nebraska (5/1/11)

**BUNTING STATS**

Season: 0 Hits, 2 Sac  
Career: 8 Hits, 21 Sac

**AVG.**  
**.136**  
**SEASON**  
**.306**  
**CAREER**

**CAREER HIGHS**

Runs: 2, 17 times  
Hits: 4, five times  
Doubles: 1, 26 times  
Triples: 1, seven times  
Home Runs: 1, three times  
RBI: 5 at Texas State (3/18/09)  
Total Bases: 7 at Texas State (3/18/09); vs. Illinois-Chicago (3/14/10)  
Walks: 3 vs. UCLA (2/28/09)  
Stolen Bases: 1, four times  
Hitting Streak: 11 games (22-for-48, .458; 3/7/10 – 4/3/10)

**2B/3B/HR**

**0/0/0**  
**SEASON**  
**26/7/3**  
**CAREER**

**R/RBI**

**3/5**  
**SEASON**  
**94/98**  
**CAREER**

**BB/SO**

**8/2**  
**SEASON**  
**70/62**  
**CAREER**

**SB-A**

**0-1**  
**SEASON**  
**4-8**  
**CAREER**

**OPS**

**.491**  
**SEASON**  
**.769**  
**CAREER**

**MHG/MRG**

**1/0**  
**SEASON**  
**50/20**  
**CAREER**


DATE	OPP.	H	AB	R	RBI	2B	3B	HR	SB	BB	SO
2/17	ORU										
2/19	ORU-1										
2/19	ORU-2										
2/21	TCU										
2/22	TXST										
2/24	UCLA	0	0	0	0	0	0	0	0	0	0
2/25	UCLA										
2/26	UCLA										
2/28	SHSU										
3/2	UCI	*0	2	0	0	0	0	0	0	2	0
3/3	LU	*0	3	0	0	0	0	0	0	0	0
3/3	UCI	0	0	1	1	0	0	0	0	1	0
3/4	LU										
3/6	TCU										
3/7	MSU										
3/11	MEM-1	*0	3	0	0	0	0	0	0	0	1
3/11	MEM-2	*1	3	0	1	0	0	0	0	1	0
3/13	UTA										
3/16	TTU	*0	1	1	0	0	0	0	0	2	0
3/17	TTU	*0	4	0	1	0	0	0	0	0	0
3/18	TTU										
3/21	SHSU										
3/23	KU	*0	1	0	1	0	0	0	0	1	0
3/24	KU	2	4	1	0	0	0	0	0	0	1
3/25	KU										
3/27	UH										
3/30	OSU	0	0	0	0	0	0	0	0	1	0
3/31	OSU										
4/1	OSU										
4/5	MU										
4/6	MU										
4/7	MU										
4/10	ULM										
4/11	ULM										
4/13	KSU										
4/14	KSU										
4/15	KSU										
4/17	AMCC										
4/18	AMCC	0	0	0	1	0	0	0	0	0	0
4/20	TAMU										
4/21	TAMU										
4/22	TAMU										
4/24	UTSA										
4/25	UTA										
4/27	NMSU										
4/28	NMSU										
5/9	TXST										
5/12	OU-1										
5/12	OU-2										
5/13	OU										
5/15	UTSA	0	1	0	0	0	0	0	0	0	0
5/17	UT										
5/18	UT										
5/19	UT										

**ALL GAMES**

YEAR	AVG	GP-GS	AB	R	H	2B	3B	HR	RBI	TB	SLG%	BB	HBP	SO	GDP	OB%	SF-SH	SB-A	PO	A	E	FLD%
2009	.322	46-38	149	25	48	8	2	1	28	63	.423	19	1	18	2	.400	1-6	0-1	61	101	12	.931
2010	.339	56-56	236	37	80	12	3	2	48	104	.441	17	0	19	7	.380	2-7	4-4	35	78	6	.950
2011	.270	55-49	185	29	50	6	2	0	17	60	.324	26	2	23	1	.366	0-6	0-2	185	38	3	.987
2012	.136	13-7	22	3	3	0	0	0	5	3	.136	8	0	2	0	.355	1-2	0-1	9	8	1	.944
<b>TOTAL</b>	<b>.306</b>	<b>170-150</b>	<b>592</b>	<b>94</b>	<b>181</b>	<b>26</b>	<b>7</b>	<b>3</b>	<b>98</b>	<b>230</b>	<b>.389</b>	<b>70</b>	<b>3</b>	<b>62</b>	<b>10</b>	<b>.380</b>	<b>4-21</b>	<b>4-8</b>	<b>290</b>	<b>225</b>	<b>22</b>	<b>.959</b>

**BIG 12 GAMES**

YEAR	AVG	GP-GS	AB	R	H	2B	3B	HR	RBI	TB	SLG%	BB	HBP	SO	GDP	OB%	SF-SH	SB-A	PO	A	E	FLD%
2009	.228	18-14	57	5	13	2	0	0	6	15	.263	6	0	7	1	.302	0-1	0-0	23	28	3	.944
2010	.308	24-24	107	14	33	6	1	0	15	41	.383	4	0	5	2	.327	2-1	2-2	12	26	1	.974
2011	.262	25-23	84	15	22	3	0	0	5	25	.298	14	1	11	0	.374	0-3	0-2	81	18	2	.980
2012	.200	5-3	10	2	2	0	0	0	2	2	.200	4	0	1	0	.429	0-2	0-1	0	3	0	1.000
<b>TOTAL</b>	<b>.271</b>	<b>72-64</b>	<b>258</b>	<b>36</b>	<b>70</b>	<b>11</b>	<b>1</b>	<b>0</b>	<b>28</b>	<b>83</b>	<b>.322</b>	<b>28</b>	<b>1</b>	<b>24</b>	<b>3</b>	<b>.323</b>	<b>2-7</b>	<b>2-5</b>	<b>116</b>	<b>75</b>	<b>6</b>	<b>.970</b>



# MICHAEL HOWARD

# 24

LHP/OF • L/L • 6-1 • 185 • FR.-HS  
PRESCOTT, ARIZ. (PRESCOTT)

### CAREER HONORS

- 2012 Big 12 Conference co-Newcomer of the Week (April 16)
- 2011 MLB Draft Pick (Minnesota Twins, 21st round)

### NOTES

- Freshman OF/LHP joined Baylor as No. 3 recruit in Arizona and No. 147 nationally (*Perfect Game*)
- Served 9-game suspension for violation of team academic rules before returning on May 9 at Texas State
- Has made 21 starts (11 in RF, 9 in LF, 1 as DH) and come off bench in 21 games
- Been used 9 times as pinch hitter, delivering 3 walks, 2 singles and 3 RBI
- Named Big 12 co-Newcomer of the Week after knocking 10 hits last week, including game-winning HR on Sunday
- Hit game-winning solo homer with 2 outs in 11th inning to finish series sweep at Kansas State (4/15)
- Had hits in 8 straight plate appearances after going 4-for-4 vs. ULM (4/11) and 4-for-5 at KSU (4/14)
- Drew bases-loaded walk on full count with one out in 8th inning in 3 of first 4 games
- Made debut as pinch hitter with bases loaded in 8th inning of 2-2 game vs. Oral Roberts (2/17) — drew full-count walk to drive in winning run in 3-2 victory
- 2nd plate appearance was identical situation, as PH with bases loaded and 1 out in 8th inning of 2-2 game vs. Oral Roberts (2/19) — again drew full-count walk to bring in decisive run in 3-2 win
- Made first start as LF, singled, walked twice and scored twice as Bears finished sweep of Oral Roberts (2/19)

### BUNTING STATS

Season: 0 Hits, 2 Sac  
Career: 0 Hits, 2 Sac

**AVG.**  
**.302**  
**SEASON**  
**.302**  
**CAREER**

### CAREER HIGHS

**Runs:** 3 vs. Louisiana-Monroe (4/11/12)  
**Hits:** 4 vs. Louisiana-Monroe (4/11/12); at Kansas State (4/14/12)  
**Doubles:** 1 vs. Texas Tech (3/16/12); at Kansas State (4/15/12)  
**Triples:** 1 vs. Lamar (3/4/12)  
**Home Runs:** 1 at Kansas State (4/15/12)  
**RBI:** 2 vs. Lamar (3/4/12); vs. Texas Tech (3/16/12)  
**Total Bases:** 5 at Kansas State (4/14/12 & 4/15/12)  
**Walks:** 2 vs. Oral Roberts (2/19/12)  
**Stolen Bases:** 1, four times  
**Hitting Streak:** 6 games (8-for-15, .533; 2/22/12 — 3/4/12)

DATE	OPP.	H	AB	R	RBI	2B	3B	HR	SB	BB	SO
2/17	ORU	0	0	0	1	0	0	0	0	1	0
2/19	ORU-1	0	0	0	1	0	0	0	0	1	0
2/19	ORU-2	*1	2	2	0	0	0	0	1	2	0
2/21	TCU	0	2	0	1	0	0	0	0	1	0
2/22	TXST	*1	4	0	0	0	0	0	0	0	1
2/24	UCLA	1	1	1	0	0	0	0	0	1	0
2/25	UCLA	*1	3	1	0	0	0	0	0	1	0
2/26	UCLA	1	1	0	1	0	0	0	0	0	0
2/28	SHSU	0	0	0	0	0	0	0	0	0	1
3/2	UCI	0	0	0	0	0	0	0	0	0	0
3/3	LU	DNP									
3/3	UCI	*2	3	1	1	0	0	0	0	1	0
3/4	LU	*2	3	2	2	0	1	0	0	1	0
3/6	TCU	*0	4	0	0	0	0	0	1	1	2
3/7	MSU	*0	4	0	0	0	0	0	0	0	0
3/11	MEM-1	*0	2	0	0	0	0	0	0	1	0
3/11	MEM-2	0	1	0	0	0	0	0	0	0	0
3/13	UTA	*0	3	0	0	0	0	0	1	1	1
3/16	TTU	*2	4	1	2	1	0	0	0	0	0
3/17	TTU	*2	4	1	0	0	0	0	0	0	1
3/18	TTU	*0	3	1	0	0	0	0	0	1	0
3/21	SHSU	0	1	0	0	0	0	0	0	0	0
3/23	KU	*0	4	0	0	0	0	0	0	0	1
3/24	KU	*1	3	0	0	0	0	0	0	0	0
3/25	KU	0	1	0	0	0	0	0	0	0	0
3/27	UH	*1	5	2	1	0	0	0	0	0	1
3/30	OSU	*0	3	0	0	0	0	0	0	0	0
3/31	OSU	0	1	0	0	0	0	0	0	0	0
4/1	OSU	DNP									
4/5	MU	0	0	0	0	0	0	0	0	0	0
4/6	MU	0	0	0	0	0	0	0	0	0	0
4/7	MU	0	0	0	0	0	0	0	0	0	0
4/10	ULM	0	0	0	0	0	0	0	0	0	0
4/11	ULM	*4	4	3	0	0	0	0	1	0	0
4/13	KSU	0	0	0	0	0	0	0	0	0	0
4/14	KSU	*4	5	2	1	1	0	0	0	0	0
4/15	KSU	*2	6	1	1	0	0	1	0	0	1
4/17	AMCC	DNP-suspension									
4/18	AMCC	DNP-suspension									
4/20	TAMU	DNP-suspension									
4/21	TAMU	DNP-suspension									
4/22	TAMU	DNP-suspension									
4/24	UTSA	DNP-suspension									
4/25	UTA	DNP-suspension									
4/27	NMSU	DNP-suspension									
4/28	NMSU	DNP-suspension									
5/9	TXST	1	1	0	0	0	0	0	0	0	0
5/12	OU-1	0	0	0	0	0	0	0	0	0	0
5/12	OU-2	*0	3	0	0	0	0	0	0	0	1
5/13	OU	DNP									
5/15	UTSA	0	1	0	0	0	0	0	0	0	0
5/17	UT	0	1	1	0	0	0	0	0	0	0
5/18	UT	0	1	0	0	0	0	0	0	0	1
5/19	UT	*0	2	0	0	0	0	0	0	1	1

### 2B/3B/HR

2/1/1  
SEASON  
2/1/1  
CAREER

### R/RBI

19/12  
SEASON  
19/12  
CAREER

### BB/SO

15/11  
SEASON  
15/11  
CAREER

### SB-A

4-7  
SEASON  
4-7  
CAREER

### OPS

.790  
SEASON  
.790  
CAREER

### MHG/MRG


7/2  
SEASON  
7/2  
CAREER

### ALL GAMES

YEAR	AVG	GP-GS	AB	R	H	2B	3B	HR	RBI	TB	SLG%	BB	HBP	SO	GDP	OB%	SF-SH	SB-A	PO	A	E	FLD%
2012	.302	42-21	86	19	26	2	1	1	12	33	.384	15	0	11	4	.406	0-2	4-7	37	4	0	1.000
<b>TOTAL</b>	<b>.302</b>	<b>42-21</b>	<b>86</b>	<b>19</b>	<b>26</b>	<b>2</b>	<b>1</b>	<b>1</b>	<b>12</b>	<b>33</b>	<b>.384</b>	<b>15</b>	<b>0</b>	<b>11</b>	<b>4</b>	<b>.406</b>	<b>0-2</b>	<b>4-7</b>	<b>37</b>	<b>4</b>	<b>0</b>	<b>1.000</b>

### BIG 12 GAMES

YEAR	AVG	GP-GS	AB	R	H	2B	3B	HR	RBI	TB	SLG%	BB	HBP	SO	GDP	OB%	SF-SH	SB-A	PO	A	E	FLD%
2012	.268	19-10	41	7	11	2	0	1	4	16	.390	2	0	6	2	.302	0-2	0-0	19	2	0	1.000
<b>TOTAL</b>	<b>.268</b>	<b>19-10</b>	<b>41</b>	<b>7</b>	<b>11</b>	<b>2</b>	<b>0</b>	<b>1</b>	<b>4</b>	<b>16</b>	<b>.390</b>	<b>2</b>	<b>0</b>	<b>6</b>	<b>2</b>	<b>.302</b>	<b>0-2</b>	<b>0-0</b>	<b>19</b>	<b>2</b>	<b>0</b>	<b>1.000</b>



# LAWTON LANGFORD

# 8

IF • L/R • 5-10 • 165 • SO.-1L  
 UVALDE, TEXAS (UVALDE)

**CAREER HONORS**

- Three-time Big 12 Commissioner's Honor Roll (Fall 2009, 2011, Spring 2011)

**NOTES**

- Reached base in career-high 24 straight games before going 0-for-2 with 2 sacrifice bunts vs. A&M (4/22/12)
- Has started 45 of last 50 games at 2B, including every Big 12 game this season
- Reaching base at .527 clip (29-for-55) when leading off an inning this season
- Had career-long 12-game hitting streak snapped in Oklahoma State series finale (4/1/12)
- Hit safely in 17 of 23 Big 12 Conference starts this season
- Hit leadoff in all three games of sweep vs. Texas Tech — reached base at .500 clip with 6 hits in series
- Has made 5 errors in 216 total chances this year — made 4 errors in 46 total chances last season
- Came off bench and had career-high three hits with double in 3-for-3 effort vs. TCU (2/21/12)
- Had RBI double, singled and scored run as starting 2B in season debut vs. Oral Roberts (2/19/12)
- Third-year sophomore sat out 2010 season as redshirt
- Played in 22 games and made 12 starts (11 at 2B, 1 at 3B) during redshirt freshman season
- Reached base safely in 4 of 6 plate appearances as pinch hitter in 2011 (two singles, HBP, BB)

DATE	OPP.	H	AB	R	RBI	2B	3B	HR	SB	BB	SO
2/17	ORU										
		DNP									
2/19	ORU-1										
		DNP									
2/19	ORU-2	*2	4	1	1	1	0	0	0	0	1
2/21	TCU	3	3	1	0	0	0	0	0	0	0
2/22	TXST	*1	4	1	0	0	0	0	0	0	1
2/24	UCLA	*2	5	2	1	0	0	0	0	1	0
2/25	UCLA	*0	3	0	0	0	0	0	0	1	0
2/26	UCLA	*3	4	1	0	0	0	0	2	1	1
2/28	SHSU	*1	4	2	0	0	0	0	1	0	1
3/2	UCI	*1	3	1	0	0	0	0	1	1	0
3/3	LU										
		DNP									
3/3	UCI	*2	3	0	2	0	0	0	0	0	0
3/4	LU	*0	2	1	0	0	0	0	0	2	0
3/6	TCU	*1	3	0	0	0	0	0	0	0	0
3/7	MSU	*0	3	0	0	0	0	0	0	0	1
3/11	MEM-1	*0	1	1	0	0	0	0	0	1	0
3/11	MEM-2	*2	2	1	1	0	0	0	0	0	0
3/13	UTA	*1	4	0	0	1	0	0	0	0	1
3/16	TTU	*3	4	1	2	0	0	0	0	1	1
3/17	TTU	*2	4	0	1	0	0	0	0	0	1
3/18	TTU	*1	5	1	0	0	0	0	0	0	2
3/21	SHSU	*1	5	1	1	0	0	0	0	0	2
3/23	KU	*2	3	2	0	0	1	0	0	2	1
3/24	KU	*1	2	1	0	0	0	0	0	1	0
3/25	KU	*2	4	1	0	0	0	0	0	1	1
3/27	UH	*1	4	2	1	0	0	0	0	2	0
3/30	OSU	*2	5	0	1	0	0	0	1	0	2
3/31	OSU	*1	3	0	0	0	0	0	0	1	0
4/1	OSU	*0	5	0	0	0	0	0	0	1	1
4/5	MU	*1	3	1	0	0	0	0	0	1	0
4/6	MU	*2	3	1	1	0	0	0	0	0	0
4/7	MU	*2	4	0	1	0	0	0	1	2	1
4/10	ULM	*0	3	1	0	0	0	0	0	2	1
4/11	ULM										
		DNP									
4/13	KSU	*2	3	1	0	0	0	0	0	1	0
4/14	KSU	*3	5	2	2	1	0	0	0	1	0
4/15	KSU	*1	4	1	2	0	0	0	0	2	1
4/17	AMCC										
		DNP									
4/18	AMCC	*0	3	2	0	0	0	0	0	0	0
4/20	TAMU	*2	5	1	1	0	0	0	0	0	0
4/21	TAMU	*0	3	0	0	0	0	0	0	1	0
4/22	TAMU	*0	2	0	0	0	0	0	0	0	0
4/24	UTSA	*0	3	0	0	0	0	0	0	0	2
4/25	UTA										
		DNP									
4/27	NMSU	*0	5	0	0	0	0	0	0	0	2
4/28	NMSU	*2	4	3	0	0	0	0	0	1	0
5/9	TXST	*1	3	0	0	0	0	0	0	1	1
5/12	OU-1	*1	4	0	0	0	0	0	0	0	2
5/12	OU-2	*0	3	0	0	0	0	0	0	0	1
5/13	OU	*1	4	0	0	0	0	0	0	0	1
5/15	UTSA	*1	2	2	0	0	1	0	0	2	0
5/17	UT	0	0	0	0	0	0	0	0	0	0
5/18	UT	*0	3	0	0	0	0	0	0	0	0
5/19	UT	*0	4	0	0	0	0	0	0	0	1

**BUNTING STATS**

Season: 4 Hits, 9 Sac  
 Career: 4 Hits, 9 Sac

**AVG.**  
**.327**  
**SEASON**  
**.305**  
**CAREER**

**CAREER HIGHS**

Runs: 3 vs. New Mexico State (4/28/12)  
 Hits: 3, four times  
 Doubles: 1, six times  
 Triples: 1 vs. Kansas (3/23/12); vs. UTSA (5/15/12)  
 Home Runs: none  
 RBI: 2, five times  
 Total Bases: 4 vs. TCU (2/21/12); at Kansas State (4/14/12)  
 Walks: 2, seven times  
 Stolen Bases: 2 at UCLA (2/26/12)  
 Hitting Streak: 12 games (19-for-45, .422; 3/11/12 — 3/31/12)

**2B/3B/HR**

**4/2/0**  
**SEASON**  
**6/2/0**  
**CAREER**

**R/RBI**

**36/18**  
**SEASON**  
**43/21**  
**CAREER**

**BB/SO**

**30/30**  
**SEASON**  
**34/37**  
**CAREER**

**SB-A**

**6-9**  
**SEASON**  
**7-11**  
**CAREER**

**OPS**

**.815**  
**SEASON**  
**.768**  
**CAREER**

**MHG/MRG**

**17/4**  
**SEASON**  
**18/5**  
**CAREER**

**ALL GAMES**

YEAR	AVG	GP-GS	AB	R	H	2B	3B	HR	RBI	TB	SLG%	BB	HBP	SO	GDP	OB%	SF-SH	SB-A	PO	A	E	FLD%
2011	.222	22-12	45	7	10	2	0	0	3	12	.267	4	3	7	2	.327	0-0	1-2	18	24	4	.913
2012	.327	48-46	165	36	54	4	2	0	18	62	.376	30	3	30	3	.439	0-10	6-9	75	136	5	.977
<b>TOTAL</b>	<b>.305</b>	<b>70-58</b>	<b>210</b>	<b>43</b>	<b>64</b>	<b>6</b>	<b>2</b>	<b>0</b>	<b>21</b>	<b>74</b>	<b>.352</b>	<b>34</b>	<b>6</b>	<b>37</b>	<b>5</b>	<b>.416</b>	<b>0-10</b>	<b>7-11</b>	<b>93</b>	<b>160</b>	<b>9</b>	<b>.966</b>

**BIG 12 GAMES**

YEAR	AVG	GP-GS	AB	R	H	2B	3B	HR	RBI	TB	SLG%	BB	HBP	SO	GDP	OB%	SF-SH	SB-A	PO	A	E	FLD%
2011	.200	9-5	15	1	3	1	0	0	0	4	.267	3	2	1	1	.400	0-0	1-1	6	11	2	.895
2012	.341	24-23	85	13	29	1	1	0	11	32	.376	15	0	16	1	.440	0-6	2-5	46	68	4	.966
<b>TOTAL</b>	<b>.320</b>	<b>33-28</b>	<b>100</b>	<b>14</b>	<b>32</b>	<b>2</b>	<b>1</b>	<b>0</b>	<b>11</b>	<b>36</b>	<b>.360</b>	<b>18</b>	<b>2</b>	<b>17</b>	<b>2</b>	<b>.433</b>	<b>0-6</b>	<b>3-6</b>	<b>52</b>	<b>79</b>	<b>6</b>	<b>.956</b>



**JOSH  
LUDY**

**30**

**C • R/R • 5-10 • 210 • SR-3L  
PORTLAND, IND. (JAY COUNTY)**

**CAREER HONORS**

- 2012 Johnny Bench Award Semifinalist (1 of 12)
- 2012 Louisville Slugger National Player of the Week (April 16)
- 2012 Two-Time Big 12 Conference Player of the Week (April 16 & April 23)
- 2011 Fall Award for Academic Excellence; Four-time Big 12 Commissioner's Honor Roll (Fall 2008, 2009, 2011, Spring 2009)

**NOTES**

- All-America and Big 12 Player of the Year candidate, 1 of 12 semifinalists for Johnny Bench Award
- Led Big 12 with 8 HR, 29 RBI and .695 slugging percentage in conference play; ranked 3rd with .368 batting average
- Had 9 straight multi-hit games as part of career-long 10-game hitting streak(4/6/12-4/22/12)
- Leads Big 12 with 16 multi-RBI games and ranks 7th with 21 multi-hit games
- Has driven in at least one run in 19 of last 29 games and has 40 RBI during streak
- Homered on 14th pitch of AB after fouling off 10 straight in 1st inning of series finale vs. Texas A&M (4/22/12)
- Has started as catcher in 50 of team's 54 games and caught 422.2 of 476.2 innings on season; batted clean-up in 44 games
- Named National Player of the Week after 9 hits, 4 HR and 11 RBI in series sweep at Kansas State (4/13-4/15/12)
- Recorded 7th 3-HR game in program history in series finale at K-State (4/15/12); had first 7-RBI game by BU player since 2004
- 11 RBI in series at Kansas State were most ever by a Baylor player in a Big 12 Conference series; 4 HR tied record
- Homered with 2 outs in 6th inning to tie game in series-finale at Missouri (4/7/12)
- Hit game-tying RBI single in 13th inning of series finale vs. Oklahoma State (4/11/12)
- Had 4th career 4-hit game, hit 6th career homer and drove in 4 runs in win at Houston (3/27/12)
- After starting 16 games over first 2 seasons, started 53 games as junior in 2011, including all 27 Big 12 games
- Made 33 starts as catcher and 20 as DH, was starting catcher in 12 of final 13 games in 2011
- Hit 3-run HR and delivered walk-off single as part of 5-RBI effort vs. Texas Tech (3/19/11)
- Hit walk-off RBI single in ninth to give Bears series-clinching win vs. No. 13 Oklahoma (5/21/11)
- Was all-conference tennis player at Jay County HS in Portland, Ind.

DATE	OPP.	H	AB	R	RBI	2B	3B	HR	SB	BB	SO
2/17	ORU	*2	4	0	2	1	0	0	0	0	0
2/19	ORU-1	*2	4	1	0	1	0	0	0	0	1
2/19	ORU-2	*2	3	0	2	1	0	0	0	0	1
2/21	TCU	*1	4	0	2	0	0	0	0	1	1
2/22	TXST	*2	3	0	2	1	0	0	0	0	0
2/24	UCLA	*0	3	1	1	0	0	0	0	2	1
2/25	UCLA	*0	3	0	0	0	0	0	0	0	1
2/26	UCLA	*0	3	0	0	0	0	0	0	0	1
2/28	SHSU	*1	4	0	1	0	0	0	0	0	1
3/2	UCI	*1	4	0	0	0	0	0	0	0	1
3/3	LU	*3	4	0	0	0	0	0	0	0	1
3/3	UCI	*1	3	1	0	0	0	0	0	1	1
3/4	LU	*1	3	1	0	0	0	0	0	2	0
3/6	TCU	*0	4	0	2	0	0	0	0	0	1
3/7	MSU	*0	4	0	0	0	0	0	0	0	1
3/11	MEM-1	*1	3	0	0	0	0	0	0	0	1
3/11	MEM-2	*2	4	1	0	0	0	0	0	0	0
3/13	UTA	*1	5	0	1	0	0	0	0	0	1
3/16	TTU	*3	5	1	1	2	0	0	0	0	0
3/17	TTU	*0	4	0	0	0	0	0	0	0	2
3/18	TTU	*0	3	1	0	0	0	0	0	0	1
3/21	SHSU	*1	1	1	3	1	0	0	0	2	0
3/23	KU	*3	4	0	3	1	0	0	0	0	0
3/24	KU	*0	4	0	1	0	0	0	0	0	2
3/25	KU	*1	4	0	1	1	0	0	0	0	1
3/27	UH	*4	5	2	4	0	0	1	1	0	1
3/30	OSU	*2	3	1	2	1	0	0	0	2	0
3/31	OSU	*0	2	0	0	0	0	0	0	2	1
4/1	OSU	*1	6	0	1	0	0	0	0	0	2
4/5	MU	*0	3	0	0	0	0	0	0	1	0
4/6	MU	*1	4	1	2	0	0	0	0	0	0
4/7	MU	*2	5	1	2	0	0	1	0	0	0
4/10	ULM	*2	4	1	1	0	0	0	0	0	1
4/11	ULM	DNP									
4/13	KSU	*2	5	0	2	0	0	0	0	0	0
4/14	KSU	*2	2	1	2	0	0	1	0	3	0
4/15	KSU	*5	6	3	7	0	0	3	0	0	0
4/17	AMCC	*2	3	2	1	0	0	0	0	1	0
4/18	AMCC	DNP									
4/20	TAMU	*2	4	0	0	0	0	0	0	1	1
4/21	TAMU	*2	4	0	0	0	0	0	0	0	0
4/22	TAMU	*2	4	2	2	1	0	1	0	0	0
4/24	UTSA	*0	4	0	0	0	0	0	0	0	0
4/25	UTA	DNP									
4/27	NMSU	*1	3	1	1	0	0	0	0	0	1
4/28	NMSU	*1	2	1	2	1	0	0	0	0	1
5/9	TXST	*0	4	0	0	0	0	0	0	0	2
5/12	OU-1	*0	3	0	0	0	0	0	0	1	2
5/12	OU-2	*0	4	0	0	0	0	0	0	0	3
5/13	OU	*2	5	1	1	0	0	1	0	0	0
5/15	UTSA	*0	4	0	0	0	0	0	0	1	0
5/17	UT	*2	4	2	1	1	0	0	0	1	1
5/18	UT	*1	4	1	1	0	0	1	0	0	1
5/19	UT	*2	3	0	0	0	0	0	0	1	0

**BUNTING STATS**

Season: 0 Hits, 0 Sac  
Career: 0 Hits, 2 Sac

**AVG.**

**.347**

**SEASON**

**.311**

**CAREER**

**CAREER HIGHS**

**Runs:** 3 vs. Northwestern State (4/7/09); at Kansas State (4/15/12)  
**Hits:** 5 at Kansas State (4/15/12)  
**Doubles:** 2, three times  
**Triples:** 1 at UT Arlington (4/12/11)  
**Home Runs:** 3 at Kansas State (4/15/12)  
**RBI:** 7 at Kansas State (4/15/12)  
**Total Bases:** 14 at Kansas State (4/15/12)  
**Walks:** 3 at Kansas State (4/14/12)  
**Stolen Bases:** 1, three times  
**Hitting Streak:** 10 games (22-for-41, .537; 4/6/12 - 4/22/12)

**2B/3B/HR**

**13/0/9**  
SEASON  
**33/1/14**  
CAREER

**R/RBI**

**28/54**  
SEASON  
**66/104**  
CAREER

**BB/SO**

**24/38**  
SEASON  
**56/99**  
CAREER

**SB-A**

**1-1**  
SEASON  
**3-3**  
CAREER

**OPS**

**.987**  
SEASON  
**.866**  
CAREER

**MHG/MRG**

**22/16**  
SEASON  
**43/28**  
CAREER

**ALL GAMES**

YEAR	AVG	GP-GS	AB	R	H	2B	3B	HR	RBI	TB	SLG%	BB	HBP	SO	GDP	OB%	SF-SH	SB-A	PO	A	E	FLD%
2009	.280	21-2	25	6	7	4	0	2	8	17	.680	4	0	5	0	.379	0-0	0-0	18	1	1	.950
2010	.322	29-14	59	6	19	6	0	0	8	25	.424	9	2	16	1	.423	1-1	0-0	28	8	0	1.000
2011	.278	57-53	205	26	57	10	1	3	34	78	.380	19	5	40	2	.352	1-1	2-2	214	22	4	.983
2012	.347	51-51	190	28	66	13	0	9	54	106	.558	24	6	38	7	.429	4-0	1-1	337	35	3	.992
<b>TOTAL</b>	<b>.311</b>	<b>158-120</b>	<b>479</b>	<b>66</b>	<b>149</b>	<b>33</b>	<b>1</b>	<b>14</b>	<b>104</b>	<b>226</b>	<b>.472</b>	<b>56</b>	<b>13</b>	<b>99</b>	<b>10</b>	<b>.394</b>	<b>6-2</b>	<b>3-3</b>	<b>597</b>	<b>66</b>	<b>8</b>	<b>.988</b>

**BIG 12 GAMES**

YEAR	AVG	GP-GS	AB	R	H	2B	3B	HR	RBI	TB	SLG%	BB	HBP	SO	GDP	OB%	SF-SH	SB-A	PO	A	E	FLD%
2009	.100	11-0	10	1	1	0	0	1	3	4	.400	2	0	2	0	.250	0-0	0-0	1	0	0	1.000
2010	.348	10-5	23	2	8	2	0	0	4	10	.435	1	0	5	0	.360	1-0	0-0	0	0	0	.000
2011	.257	27-27	105	12	27	5	0	2	18	38	.362	6	3	23	0	.313	1-1	1-1	95	10	1	.991
2012	.368	24-24	95	15	35	7	0	8	29	66	.695	12	1	17	3	.444	0-0	0-0	169	21	1	.995
<b>TOTAL</b>	<b>.305</b>	<b>72-56</b>	<b>233</b>	<b>30</b>	<b>71</b>	<b>14</b>	<b>0</b>	<b>11</b>	<b>54</b>	<b>118</b>	<b>.506</b>	<b>21</b>	<b>4</b>	<b>47</b>	<b>3</b>	<b>.369</b>	<b>2-1</b>	<b>1-1</b>	<b>265</b>	<b>31</b>	<b>2</b>	<b>.993</b>



# JAKE MILLER

# 20

IF • R/R • 6-3 • 200 • JR.-2L  
HOUSTON, TEXAS (STRATFORD)

### CAREER HONORS

- 2012 Big 12 Conference Player of the Week (April 2)
- 2011 NCAA Houston Regional All-Tournament
- 2011 Big 12 Conference Player of the Week (May 23)
- Three-time Big 12 Commissioner's Honor Roll (Fall 2009-11)

### NOTES

- Named Big 12's "Best Infield Arm" in *Baseball America's* 2012 Big 12 Conference Preview
- Has started at SS in all but one game in 2012; made 50 starts at 3B in 2011
- Went 2-for-5 with career-high 4 RBI in series-opening win vs. Texas (5/17/12)
- Had 3-run HR to cut Kansas State lead to 10-7 in 6th inning of game Bears would win 14-12 (4/14/12)
- Hit game-winning two-run double in 6th inning of series opener at Missouri (4/5/12)
- Leads team with 9 bunt singles, including one leading off 8th inning that led to GW run vs. Memphis (3/11/12)
- Had career-long 10-game hitting streak snapped in second game of Missouri series (4/6/12)
- Went 3-for-3 with sacrifice bunt in series opener vs. OSU (3/30/12) for 2nd straight 3-hit game
- Went 3-for-5 with doubles, two runs in one RBI at Houston (3/27/12) in return to hometown
- Had three-run triple in 7th inning to put game away in series finale of three-game sweep vs. Texas Tech
- Tied career high with 3 RBI in 2-for-4 effort at UCLA (2/24/12)
- Second on team with .299 batting average and 18 multi-hit games in 2011
- Reached base at .463 clip (19-for-41) when leading off an inning in 2011
- Hit walk-off single to give Baylor series win in finale of season-opening series vs. Oral Roberts (2/20/11)
- Started 13 games at 3B and 4 times at SS as freshman in 2010; team went 13-4 in 17 starts

### BUNTING STATS

Season: 9 Hits, 5 Sac  
Career: 9 Hits, 7 Sac

### CAREER HIGHS

Runs: 4 at Missouri (4/7/12)  
 Hits: 3, six times  
 Doubles: 2 vs. Oral Roberts (2/20/11)  
 Triples: 1, five times  
 Home Runs: 1, six times  
 RBI: 4 vs. Texas (5/17/12)  
 Total Bases: 6 vs. Oklahoma State (5/23/10); vs Oklahoma (5/19/11)  
 Walks: 3 vs. California (6/3/11)  
 Stolen Bases: 1, six times  
 Hitting Streak: 10 games (16-for-40, .400; 3/18/12 – 4/5/12)

**AVG.**  
**.284**  
**SEASON**  
**.284**  
**CAREER**

DATE	OPP.	H	AB	R	RBI	2B	3B	HR	SB	BB	SO
2/17	ORU	*0	3	0	0	0	0	0	0	1	0
2/19	ORU-1	*0	4	0	0	0	0	0	0	0	1
2/19	ORU-2	*0	3	0	0	0	0	0	0	0	2
2/21	TCU	*1	5	1	0	0	0	0	0	0	2
2/22	TXST	*0	3	0	0	0	0	0	0	0	2
2/24	UCLA	*2	4	1	3	1	0	0	0	0	0
2/25	UCLA	*1	4	1	0	0	0	0	0	0	2
2/26	UCLA	*0	4	0	0	0	0	0	0	0	1
2/28	SHSU	*2	4	1	0	1	0	0	0	0	1
3/2	UCI	*1	4	1	0	1	0	0	0	0	0
3/3	LU	*0	3	0	0	0	0	0	0	0	0
3/3	UCI	*1	3	0	0	0	0	0	0	0	0
3/4	LU	*1	2	0	2	0	0	0	0	0	1
3/6	TCU	*0	4	0	0	0	0	0	0	0	2
3/7	MSU	*1	3	0	0	0	0	0	0	1	0
3/11	MEM-1	*1	3	0	0	0	0	0	0	0	1
3/11	MEM-2	*3	3	2	0	1	0	0	0	0	0
3/13	UTA	*1	4	0	0	0	0	0	0	0	0
3/16	TTU	*1	4	1	0	0	0	0	0	0	1
3/17	TTU	*0	2	0	0	0	0	0	0	0	0
3/18	TTU	*1	4	0	3	0	1	0	0	0	2
3/21	SHSU	*2	5	1	1	0	0	0	0	0	2
3/23	KU	*1	4	1	0	0	1	0	0	0	0
3/24	KU	*1	3	1	0	0	0	0	0	1	0
3/25	KU	*1	3	2	0	0	0	0	1	1	1
3/27	UH	*3	5	2	1	1	0	0	0	0	1
3/30	OSU	*3	3	0	1	0	0	0	1	0	0
3/31	OSU	*2	4	0	0	0	0	0	0	0	0
4/1	OSU	*1	5	0	0	0	0	0	0	0	2
4/5	MU	*1	4	0	2	1	0	0	0	0	0
4/6	MU	*0	4	0	0	0	0	0	0	0	0
4/7	MU	*2	3	4	1	1	0	0	0	1	1
4/10	ULM	*2	4	1	0	1	0	0	0	0	1
4/11	ULM	*0	4	0	1	0	0	0	0	0	1
4/13	KSU	*2	3	0	1	1	0	0	0	0	1
4/14	KSU	*1	5	1	3	0	0	1	0	0	1
4/15	KSU	*2	6	1	0	0	0	0	0	0	2
4/17	AMCC	*0	4	1	0	0	0	0	0	0	0
4/18	AMCC	DNP									
4/20	TAMU	*1	5	1	0	0	0	0	0	0	2
4/21	TAMU	*0	3	0	0	0	0	0	0	0	0
4/22	TAMU	*0	3	0	0	0	0	0	0	1	1
4/24	UTSA	DNP									
4/25	UTA	*0	4	0	0	0	0	0	0	0	3
4/27	NMSU	*2	4	0	1	0	0	0	0	0	1
4/28	NMSU	*2	4	1	1	0	0	0	0	0	0
5/9	TXST	*0	4	0	0	0	0	0	0	0	1
5/12	OU-1	*1	4	0	0	0	0	0	0	0	0
5/12	OU-2	*1	3	1	0	0	0	0	0	0	2
5/13	OU	*3	4	0	1	1	0	0	0	0	1
5/15	UTSA	*1	3	1	1	0	0	0	0	1	0
5/17	UT	*2	5	2	4	1	0	0	0	0	2
5/18	UT	*0	2	0	0	0	0	0	0	1	2
5/19	UT	*1	4	0	0	0	0	0	0	0	1

**2B/3B/HR**  
**11/2/1**  
**SEASON**  
**27/5/6**  
**CAREER**

**R/RBI**  
**29/27**  
**SEASON**  
**65/66**  
**CAREER**


**BB/SO**  
**8/47**  
**SEASON**  
**31/126**  
**CAREER**

**SB-A**  
**2-2**  
**SEASON**  
**6-7**  
**CAREER**

**OPS**  
**.695**  
**SEASON**  
**.741**  
**CAREER**

**MHG/MRG**  
**15/6**  
**SEASON**  
**36/14**  
**CAREER**

ALL GAMES		AVG	GP-GS	AB	R	H	2B	3B	HR	RBI	TB	SLG%	BB	HBP	SO	GDP	OB%	SF-SH	SB-A	PO	A	E	FLD%
YEAR																							
2010		.238	26-17	63	15	15	6	2	2	12	31	.492	8	1	27	0	.324	2-0	1-1	8	41	5	.907
2011		.299	55-51	187	21	56	10	1	3	27	77	.412	15	1	52	1	.350	3-2	3-4	43	98	12	.922
2012		.284	52-52	194	29	55	11	2	1	27	73	.376	8	4	47	5	.319	4-5	2-2	76	136	18	.922
TOTAL		.284	133-120	444	65	126	27	5	6	66	181	.408	31	6	126	6	.333	9-7	6-7	127	275	35	.920
BIG 12 GAMES		AVG	GP-GS	AB	R	H	2B	3B	HR	RBI	TB	SLG%	BB	HBP	SO	GDP	OB%	SF-SH	SB-A	PO	A	E	FLD%
YEAR																							
2010		.154	8-3	13	1	2	1	0	1	1	6	.462	0	0	6	0	.154	0-0	0-0	2	4	1	.857
2011		.250	25-22	80	7	20	3	0	3	12	32	.400	6	0	25	0	.299	1-1	2-2	15	47	7	.899
2012		.311	24-24	90	15	28	5	2	1	16	40	.444	5	1	22	1	.351	1-2	2-2	33	69	10	.911
TOTAL		.273	57-49	183	23	50	9	2	5	29	78	.426	11	1	53	1	.315	2-3	4-4	50	120	18	.904



# MAX MUNCY

# 9

1B • L/R • 6-1 • 205 • JR.-2L  
KELLER, TEXAS (KELLER)

**CAREER HONORS**

- 2012 NCBWA National Hitter of the Week (March 27)
- 2012 Big 12 Conference Player of the Week (March 26)
- 2011 Second-Team All-Midwest Region (ABCA)
- 2011 First-Team All-Big 12 (coaches; *Waco Tribune-Herald*)
- 2011 Big 12 Conference Player of the Week (May 16)
- 2011 Larry Isbell Baylor Most Valuable Player
- 2010 Louisville Slugger Freshman All-America (*Collegiate Baseball*)
- 2010 NCAA Forth Worth Regional All-Tournament
- 2009 MLB Draft Pick (Cleveland Indians, 41st round)

**NOTES**

- Starter at 1B in 136 straight games and 172 of 173 in career; only missed game was at Texas State (4/21/10)
- Broke Baylor's all-time putouts record in series finale at Oklahoma, passing Mike Huggins (1,498)
- Has had hitting streaks of 10 games, 10 games and 8 games this season
- Holds Big 12's 2nd-longest active on-base streak at 24 games and ranks 4th in league with 14 multi-RBI games
- Drove in 2 of Bears' 3 runs and had 2 of Baylor's 5 hits in 3-0 win at Texas State (5/9/12)
- Hit game-winning two-run single in 6th inning of win vs. ULM (4/10/12), extending Baylor's winning streak to 15 games
- Reached base safely in career-high 28 straight games (April 26, 2011 – March 2, 2012)
- Broke Baylor's 15-game, 499-at-bat homerless drought with 3rd inning homer vs. Kansas (3/24/12)
- Also broke Baylor's 13-game homerless drought with 2 HRs in series finale at UCLA (2/26/12)
- Grounded into double play vs. Oklahoma State (3/30/12) for first time in 355 at-bats (last previous was May 28, 2010)
- 2012 Preseason First-Team All-Big 12 (*Perfect Game* and *College Baseball Daily*)
- No. 43 among *College Baseball Daily's* Top 100 College Baseball Players; also No. 2 among Big 12 Top 5 hitters
- Named Big 12's No. 8 prospect for 2012 MLB Draft & "Best Defensive 1B" in *Baseball America's* 2012 preview
- Picked as No. 16 MLB Draft prospect in Big 12 and No. 52 among top 100 college juniors by *Perfect Game*
- Named among 3 "Best Pure Hitters" and 3 "Biggest Power Threats" in *College Baseball Insider's* Big 12 preview
- Led team in batting average (.322), HR (9), RBI (44), hits (73), runs (40), total bases (116), SLG (.551), OBP (.428), multi-hit games (21), multi-RBI games (8), walks (37) and putouts (527) in sophomore season
- Broke Baylor freshman records for HR (11), RBI (53), multi-RBI games (17) and putouts (541) in 2010
- Hit walk-off Grand Slam as part of 6-RBI effort in win vs. No. 21 Rice at Houston College Classic (3/6/11)

**BUNTING STATS**

Season: 1 Hit, 0 Sac  
Career: 1 Hit, 0 Sac

**CAREER HIGHS**

Runs: 4 at Texas Tech (5/16/10)  
Hits: 4, three times  
Doubles: 2 vs. Oral Roberts (3/6/10)  
Triples: 1, five times  
Home Runs: 2, three times  
RBI: 6 vs. Rice (3/6/11)  
Total Bases: 8, three times  
Walks: 3 at Kansas (4/3/11); vs. Oklahoma State (5/25/11)  
Stolen Bases: 1, 18 times  
Hitting Streak: 11 games (18-for-43, .419; 3/14/10 – 4/7/10)

**AVG.**  
**.316**  
**SEASON**  
**.312**  
**CAREER**

DATE	OPP.	H	AB	R	RBI	2B	3B	HR	SB	BB	SO		
2/17	ORU	*2	2	1	0	0	0	0	0	0	2	0	
2/19	ORU-1	*1	3	1	1	0	0	0	0	0	0	0	
2/19	ORU-2	*3	4	1	3	1	0	0	0	0	0	0	
2/21	TCU	*1	4	1	0	0	0	0	0	0	1	1	
2/22	TXST	*1	5	1	1	0	1	0	0	0	0	2	
2/24	UCLA	*1	3	1	1	0	0	0	0	0	2	0	
2/25	UCLA	*1	4	0	0	0	0	0	0	0	1	0	
2/26	UCLA	*2	4	3	3	0	0	2	0	2	0	1	0
2/28	SHSU	*1	5	0	1	0	0	0	0	0	0	0	0
3/2	UCI	*2	4	0	0	0	0	0	0	0	0	0	1
3/3	LU	*0	3	0	0	0	0	0	0	0	0	0	0
3/3	UCI	*0	3	1	0	0	0	0	0	0	2	0	0
3/4	LU	*1	3	1	1	0	0	0	0	0	1	1	0
3/6	TCU	*0	2	0	0	0	0	0	0	1	1	0	0
3/7	MSU	*1	3	0	0	0	0	0	0	0	0	1	1
3/11	MEM-1	*0	3	0	1	0	0	0	0	0	0	0	0
3/11	MEM-2	*1	4	0	1	0	0	0	0	0	0	0	0
3/13	UTA	*2	5	1	1	1	0	0	0	0	0	1	0
3/16	TTU	*0	3	1	0	0	0	0	0	0	2	1	0
3/17	TTU	*1	4	0	0	0	1	0	0	0	0	0	0
3/18	TTU	*2	5	0	0	0	0	0	0	0	0	0	1
3/21	SHSU	*2	4	1	2	1	0	0	0	0	1	0	0
3/23	KU	*1	5	2	0	0	0	0	0	0	0	0	0
3/24	KU	*2	4	2	5	0	0	2	0	0	1	0	0
3/25	KU	*4	5	2	2	1	0	0	0	0	0	1	0
3/27	UH	*1	4	1	2	0	0	0	0	1	1	1	0
3/30	OSU	*1	3	1	1	1	0	0	0	0	1	1	0
3/31	OSU	*1	4	0	0	0	0	0	0	0	0	0	2
4/1	OSU	*1	5	1	0	1	0	0	0	0	1	1	0
4/5	MU	*0	4	0	0	0	0	0	0	0	0	0	1
4/6	MU	*1	4	1	0	0	0	0	0	0	0	2	0
4/7	MU	*1	5	2	1	0	0	0	0	0	0	0	0
4/10	ULM	*2	4	0	3	0	0	0	0	0	1	0	0
4/11	ULM	*2	5	2	0	1	0	0	0	0	0	0	0
4/13	KSU	*3	5	2	2	2	0	1	0	0	0	0	0
4/14	KSU	*1	6	1	0	0	0	0	0	0	0	4	0
4/15	KSU	*1	4	2	0	1	0	0	0	0	2	0	0
4/17	AMCC	*1	2	3	2	0	0	0	1	2	0	0	0
4/18	AMCC	*0	2	1	1	0	0	0	0	0	2	0	0
4/20	TAMU	*1	4	1	0	0	0	0	0	0	1	0	0
4/21	TAMU	*0	2	0	1	0	0	0	0	0	1	1	0
4/22	TAMU	*1	4	1	2	0	0	0	1	0	0	0	0
4/24	UTSA	*1	4	0	0	0	0	0	0	0	0	0	0
4/25	UTA	*2	5	0	3	0	0	0	1	0	0	0	0
4/27	NMSU	*1	2	1	0	0	0	0	0	0	2	0	0
4/28	NMSU	*1	3	2	2	0	0	0	0	0	2	0	0
5/9	TXST	*2	4	0	2	1	0	0	1	0	0	0	0
5/12	OU-1	*2	4	0	0	0	0	0	0	0	0	0	0
5/12	OU-2	*0	3	0	0	0	0	0	0	0	1	0	0
5/13	OU	*1	5	1	0	0	0	0	0	0	0	1	0
5/15	UTSA	*1	3	2	1	0	0	0	1	2	0	0	0
5/17	UT	*1	4	1	3	0	0	1	0	0	1	0	0
5/18	UT	*1	4	1	0	0	0	0	0	0	0	0	0
5/19	UT	*2	4	0	0	0	0	0	0	0	1	0	0

**2B/3B/HR**

**12/2/6**  
**SEASON**  
**35/5/26**  
**CAREER**

**R/RBI**

**47/49**  
**SEASON**  
**134/146**  
**CAREER**

**BB/SO**

**36/25**  
**SEASON**  
**97/109**  
**CAREER**

**SB-A**

**7-11**  
**SEASON**  
**18-25**  
**CAREER**

**OPS**

**.902**  
**SEASON**  
**.904**  
**CAREER**

**MHG/MRG**


**16/14**  
**SEASON**  
**59/39**  
**CAREER**

**ALL GAMES**

YEAR	AVG	GP-GS	AB	R	H	2B	3B	HR	RBI	TB	SLG%	BB	HBP	SO	GDP	OB%	SF-SH	SB-A	PO	A	E	FLD%
2010	.300	59-59	230	47	69	13	0	11	53	115	.500	24	3	48	3	.368	4-0	5-5	541	31	10	.983
2011	.322	59-59	227	40	73	10	3	9	44	116	.511	37	6	36	0	.428	1-0	6-9	527	33	3	.995
2012	.316	54-54	206	47	65	12	2	6	49	99	.481	36	5	25	4	.421	5-0	7-11	471	29	1	.998
<b>TOTAL</b>	<b>.312</b>	<b>172-172</b>	<b>663</b>	<b>134</b>	<b>207</b>	<b>35</b>	<b>5</b>	<b>26</b>	<b>146</b>	<b>330</b>	<b>.498</b>	<b>97</b>	<b>14</b>	<b>109</b>	<b>7</b>	<b>.406</b>	<b>10-0</b>	<b>18-25</b>	<b>1539</b>	<b>93</b>	<b>14</b>	<b>.991</b>

**BIG 12 GAMES**

YEAR	AVG	GP-GS	AB	R	H	2B	3B	HR	RBI	TB	SLG%	BB	HBP	SO	GDP	OB%	SF-SH	SB-A	PO	A	E	FLD%
2010	.258	25-25	97	20	25	4	0	5	21	44	.454	13	1	22	1	.351	0-0	2-2	225	15	6	.976
2011	.349	27-27	106	17	37	7	1	5	17	61	.575	17	1	20	0	.444	0-0	2-3	253	15	3	.989
2012	.290	24-24	100	22	29	6	1	4	17	49	.490	11	1	17	4	.360	2-0	1-2	226	10	0	1.000
<b>TOTAL</b>	<b>.300</b>	<b>76-76</b>	<b>303</b>	<b>59</b>	<b>91</b>	<b>17</b>	<b>2</b>	<b>14</b>	<b>55</b>	<b>154</b>	<b>.508</b>	<b>41</b>	<b>3</b>	<b>59</b>	<b>5</b>	<b>.387</b>	<b>2-0</b>	<b>5-7</b>	<b>704</b>	<b>40</b>	<b>9</b>	<b>.988</b>



# NATHAN ORF

# 4

**C • R/R • 5-9 • 180 • JR.-RS**  
**WENTZVILLE, MO. (ILLINOIS-CHICAGO)**

**CAREER HONORS**

- 2012 Big 12 Conference co-Newcomer of the Week (April 23)
- 2009 Louisville Slugger Freshman All-America (*Collegiate Baseball*)
- 2009 Second-Team All-Horizon League
- 2009 Horizon League All-Newcomer Team
- Two-time Big 12 Commissioner's Honor Roll (Spring 2011, Fall 2011)

**NOTES**

- Transfer from Illinois-Chicago, sat out 2011 season to satisfy NCAA transfer requirements
- Holds Baylor and Big 12 single-season hit-by-pitch record with 29 this season
- Has reached base leading off a game in 22 of 45 chances (.489 on-base percentage)
- Holds Big 12's 3rd-longest active on-base streak at 23 games
- Ranks 3rd nationally with 29 HBP this year, 4th in program history with 29 career HBP (Baylor only)
- Started all but 1 game this season and hit in top 3 of lineup — started as DH (38 games) and in LF (15 games)
- Went 4-for-4 with two doubles, two runs and HBP in series-opening win vs. Texas (5/17/12)
- Went 7-for-11 in series sweep of then-No. 2 Texas A&M to earn Big 12 co-Newcomer of the Week honors
- Hit game-winning 3-run homer to break 10-10 tie in 7th inning of second game at Kansas State (4/14/12)
- Led off 2nd game of Missouri series with HR (4/6/12) — first leadoff HR by Baylor player since March 14, 2010
- Singled leading off 13th inning of series finale vs. Oklahoma State (4/1/12) and scored game-tying run
- Has been hit by pitch 50 times in career, which would be program record, but 21 came at UIC
- Tied school record when he was hit by pitch 3 times at TCU (3/6/12) and again vs. Texas Tech (3/18/12)
- Had career-high 4 hits, including 2 doubles and 2 RBI in series opener at UCLA (2/24/12)
- Drove in 2 of Baylor's 3 runs and scored the 3rd run in second game at UCLA (2/25/12)
- 2009 Freshman All-American at Illinois-Chicago (*Collegiate Baseball*)
- 2009 Second-Team All-Horizon League after hitting .429 (48-for-112) in 36 games as freshman

**BUNTING STATS**

Season: 3 Hits, 5 Sac  
 Career: 10 Hits, 10 Sac

**CAREER HIGHS (BAYLOR ONLY)**

**Runs:** 2, 14 times  
**Hits:** 4 at UCLA (2/24/12); vs. Texas (5/17/12)  
**Doubles:** 2 at UCLA (2/24/12); vs. Texas (5/17/12)  
**Triples:** 1 vs. Sam Houston State (2/28/12); vs. Memphis (3/11/12)  
**Home Runs:** 1 at Missouri (4/6/12); at Kansas State (4/14/12)  
**RBI:** 3 at Kansas State (4/14/12)  
**Total Bases:** 6 at UCLA (2/24/12); vs. Texas (5/17/12)  
**Walks:** 3 at Sam Houston State (3/21/12)  
**Stolen Bases:** 2 vs. Oklahoma State (4/1/12); vs. NMSU (4/28/12)  
**Hitting Streak:** 12 games (19-for-44, .432; 4/13/12 — 4/28/12)

**AVG.**  
**.310**  
**SEASON**  
**.344**  
**CAREER**

DATE	OPP.	H	AB	R	RBI	2B	3B	HR	SB	BB	SO	
2/17	ORU	*1	4	0	0	0	0	0	0	0	1	
2/19	ORU-1	*1	4	0	0	0	0	0	0	0	0	
2/19	ORU-2	*0	3	1	0	0	0	0	0	1	1	
2/21	TCU	*1	3	2	0	0	0	0	1	2	0	
2/22	TXST	*1	4	2	0	0	0	0	0	0	0	
2/24	UCLA	*4	5	2	2	2	0	0	0	0	0	
2/25	UCLA	*2	5	1	2	0	0	0	0	0	1	
2/26	UCLA	*0	4	0	0	0	0	0	0	1	1	
2/28	SHSU	*2	5	1	1	0	1	0	0	0	2	
3/2	UCI	*1	3	1	1	0	0	0	0	0	0	
3/3	LU	*0	4	0	0	0	0	0	0	0	0	
3/3	UCI	*2	4	1	1	1	0	0	0	1	0	
3/4	LU	*1	4	0	0	0	0	0	1	1	0	
3/6	TCU	*0	2	1	0	0	0	0	0	1	0	
3/7	MSU	*0	2	0	0	0	0	0	0	1	1	
3/11	MEM-1	*0	2	0	0	0	0	0	0	1	1	
3/11	MEM-2	*1	2	1	0	1	0	0	0	1	0	
3/13	UTA	*1	4	1	1	0	0	0	0	0	0	
3/16	TTU	*2	5	2	1	1	0	0	0	0	0	
3/17	TTU	*0	2	0	0	0	0	0	1	1	1	
3/18	TTU	*1	2	1	0	1	0	0	0	0	0	
3/21	SHSU	*0	2	1	0	0	0	0	0	3	0	
3/23	KU	*0	3	1	1	0	0	0	0	0	1	
3/24	KU	*2	3	2	0	0	0	0	0	0	1	
3/25	KU	*0	3	1	1	0	0	0	0	0	0	
3/27	UH	*1	5	1	2	0	0	0	0	0	0	
3/30	OSU	*1	3	1	0	0	0	0	1	0	0	
3/31	OSU	*1	4	1	0	0	0	0	0	0	2	
4/1	OSU	*2	4	1	0	0	0	0	2	1	0	
4/5	MU	*0	4	0	0	0	0	0	0	0	1	
4/6	MU	*2	5	1	1	0	0	1	0	0	0	
4/7	MU	*1	5	0	2	0	0	0	0	0	0	
4/10	ULM	*0	4	0	0	0	0	0	0	0	2	
4/11	ULM	DNP										
4/13	KSU	*1	5	1	0	0	0	0	0	0	1	
4/14	KSU	*2	5	2	3	0	0	1	0	0	0	
4/15	KSU	*1	6	2	1	1	0	0	0	0	3	
4/17	AMCC	*1	2	2	0	0	0	0	0	2	0	
4/18	AMCC	*1	2	2	0	0	0	0	0	0	1	
4/20	TAMU	*3	3	1	1	0	0	0	0	1	0	
4/21	TAMU	*2	4	0	0	0	0	0	0	0	2	
4/22	TAMU	*2	4	2	0	0	0	0	0	0	0	
4/24	UTSA	*2	4	0	0	0	0	0	0	0	0	
4/25	UTA	*1	2	2	0	0	0	0	0	2	1	
4/27	NMSU	*1	3	1	0	0	0	0	1	2	1	
4/28	NMSU	*2	4	2	1	0	0	0	2	1	0	
5/9	TXST	*0	2	2	0	0	0	0	1	0	0	
5/11	OU	*1	4	0	0	1	0	0	0	0	0	
5/12	OU	*2	3	0	1	0	0	0	0	0	0	
5/13	OU	*0	3	0	0	0	0	0	0	1	2	
5/15	UTSA	*0	3	1	0	0	0	0	1	1	0	
5/17	UT	*4	4	2	0	2	0	0	0	0	0	
5/18	UT	*0	3	0	0	0	0	0	0	0	0	
5/19	UT	*1	3	1	0	0	0	0	0	1	0	

**2B/3B/HR**  
**9/2/2**  
**SEASON**  
**36/3/4**  
**CAREER**

**R/RBI**  
**50/25**  
**SEASON**  
**107/66**  
**CAREER**


**BB/SO**  
**25/26**  
**SEASON**  
**47/55**  
**CAREER**

**SB-A**  
**12-15**  
**SEASON**  
**17-22**  
**CAREER**

**OPS**  
**.867**  
**SEASON**  
**.930**  
**CAREER**

**MHG/MRG**  
**16/5**  
**SEASON**  
**39/14**  
**CAREER**

ALL GAMES																						
YEAR	AVG	GP-GS	AB	R	H	2B	3B	HR	RBI	TB	SLG%	BB	HBP	SO	GDP	OB%	SF-SH	SB-A	PO	A	E	FLD%
2009 (UIC)	.429	36-27	112	25	48	10	1	1	17	63	.563	10	5	16	3	.492	1-3	2-3	95	17	4	.966
2010 (UIC)	.320	38-34	125	32	40	17	0	1	24	60	.480	12	16	13	1	.436	3-2	3-4	111	22	5	.964
2011 (BU)	---redshirt---																					
2012	.310	53-53	187	50	58	9	2	2	25	77	.412	25	29	26	5	.455	5-5	12-15	29	3	2	.941
<b>TOTAL</b>	<b>.344</b>	<b>127-114</b>	<b>424</b>	<b>107</b>	<b>146</b>	<b>36</b>	<b>3</b>	<b>4</b>	<b>66</b>	<b>200</b>	<b>.472</b>	<b>47</b>	<b>50</b>	<b>55</b>	<b>9</b>	<b>.458</b>	<b>9-10</b>	<b>17-22</b>	<b>235</b>	<b>42</b>	<b>11</b>	<b>.962</b>
BIG 12 GAMES																						
YEAR	AVG	GP-GS	AB	R	H	2B	3B	HR	RBI	TB	SLG%	BB	HBP	SO	GDP	OB%	SF-SH	SB-A	PO	A	E	FLD%
2012	.344	24-24	90	22	31	6	0	2	12	43	.478	5	16	13	3	.456	3-2	4-6	15	1	2	.889
<b>TOTAL</b>	<b>.344</b>	<b>24-24</b>	<b>90</b>	<b>22</b>	<b>31</b>	<b>6</b>	<b>0</b>	<b>2</b>	<b>12</b>	<b>43</b>	<b>.478</b>	<b>5</b>	<b>16</b>	<b>13</b>	<b>3</b>	<b>.456</b>	<b>3-2</b>	<b>4-6</b>	<b>15</b>	<b>1</b>	<b>2</b>	<b>.889</b>



# ADAM TOTH

# 15

OF • L/R • 5-10 • 170 • FR.-HS  
COPPELL, TEXAS (COPPELL)

**CAREER HONORS**

- 2012 Big 12 Conference Newcomer of the Week (April 9)

**NOTES**

- Freshman outfielder started 7 of first 8 games in RF before suffering broken wrist in series finale at UCLA (2/26)
- Broken wrist kept him from batting for 20 games before return in series finale vs. Oklahoma State (4/1/12)
- Has started 23 of 26 games since return from injury
- Became first Baylor player on record to steal 2nd, 3rd and home in one trip around bases vs. NMSU (4/28/12)
- Stole 3 bases in game vs. TAMU-Corpus Christi, first Baylor player to do so since Brooks Pinckard on (3/19/11)
- Had two hits, two RBI and two stolen bases in May 15 win vs. UTSA
- Earned Baylor's first-ever Big 12 Conference Newcomer of the Week award after Missouri series
- Went 4-for-4 with walk, double, two runs and two RBI in series finale at Missouri (4/7/12)
- Went 3-for-5 with bunt single, doubles, three runs and two RBI in series opener at UCLA (2/24)
- Had first career bunt single vs. TCU (2/21/12)
- Went 2-for-3 with walk, two runs, RBI and triple in series finale vs. Oral Roberts (2/19/12)
- Was thrown out at plate trying to stretch RBI 3B into inside-the-park HR vs. ORU (2/19/12)
- Broke Coppell (Texas) High School hits record with 63 in senior season in 2011.

**BUNTING STATS**

Season: 5 Hits, 2 Sac  
Career: 5 Hits, 2 Sac

**CAREER HIGHS**

**Runs:** 3 at UCLA (2/24/12); vs. New Mexico State (4/27/12)  
**Hits:** 4 at Missouri (4/7/12)  
**Doubles:** 1, seven times  
**Triples:** 1 vs. Oral Roberts (2/19/12)  
**Home Runs:** 1 vs. New Mexico State (4/28/12)  
**RBI:** 2, four times  
**Total Bases:** 5 at Missouri (4/7/12); vs. NMSU (4/28/12)  
**Walks:** 1, seven times  
**Stolen Bases:** 3 vs. A&M-Corpus Christi (4/17/12); vs. NMSU (4/28/12)  
**Hitting Streak:** 6 games, twice

**AVG.**

**.316**  
SEASON  
**.316**  
CAREER

DATE	OPP.	H	AB	R	RBI	2B	3B	HR	SB	BB	SO
2/17	ORU	*0	3	0	0	0	0	0	0	0	0
2/19	ORU-1	*1	3	1	0	0	0	0	0	0	1
2/19	ORU-2	*2	3	2	1	0	1	0	0	1	0
2/21	TCU	1	3	1	0	0	0	0	0	0	1
2/22	TXST	*1	4	1	1	1	0	0	0	0	2
2/24	UCLA	*3	5	3	2	1	0	0	0	0	0
2/25	UCLA	*1	4	0	0	0	0	0	0	0	1
2/26	UCLA	*0	4	1	0	0	0	0	0	1	1
2/28	SHSU	DNP									
3/2	UCI	DNP									
3/3	LU	DNP									
3/3	UCI	DNP									
3/4	LU	0	0	0	0	0	0	0	0	0	0
3/6	TCU	DNP									
3/7	MSU	DNP									
3/11	MEM-1	DNP									
3/11	MEM-2	DNP									
3/13	UTA	DNP									
3/16	TTU	DNP									
3/17	TTU	DNP									
3/18	TTU	DNP									
3/21	SHSU	DNP									
3/23	KU	DNP									
3/24	KU	DNP									
3/25	KU	DNP									
3/27	UH	DNP									
3/30	OSU	DNP									
3/31	OSU	DNP									
4/1	OSU	*1	5	0	0	0	0	0	0	0	1
4/5	MU	*1	4	0	0	0	0	0	0	0	0
4/6	MU	*1	4	1	0	0	0	0	1	0	1
4/7	MU	*4	4	2	2	1	0	0	0	1	0
4/10	ULM	*1	2	2	1	0	0	0	2	1	0
4/11	ULM	*1	4	0	0	0	0	0	1	0	1
4/13	KSU	*0	4	0	0	0	0	0	0	0	0
4/14	KSU	0	0	0	0	0	0	0	0	0	0
4/15	KSU	0	1	0	0	0	0	0	0	0	0
4/17	AMCC	*2	4	2	0	0	0	0	3	0	0
4/18	AMCC	*1	4	1	0	0	0	0	0	0	0
4/20	TAMU	*1	4	0	0	1	0	0	0	0	1
4/21	TAMU	*2	3	1	0	1	0	0	0	0	0
4/22	TAMU	*0	4	0	0	0	0	0	0	0	0
4/24	UTSA	*0	3	0	0	0	0	0	0	0	1
4/25	UTA	DNP									
4/27	NMSU	*1	3	0	0	1	0	0	2	0	0
4/28	NMSU	*2	4	3	1	0	0	1	3	1	0
5/9	TXST	*1	3	1	0	0	0	0	0	0	0
5/12	OU-1	*0	4	0	0	0	0	0	0	0	1
5/12	OU-2	*1	2	0	0	0	0	0	0	1	1
5/13	OU	*0	3	0	0	0	0	0	0	0	0
5/15	UTSA	*2	5	0	2	0	0	0	2	0	0
5/17	UT	*2	4	1	0	0	0	0	0	1	1
5/18	UT	*1	3	0	2	0	0	0	0	0	0
5/19	UT	*2	4	0	0	1	0	0	0	0	0

**2B/3B/HR**

**7/1/1**  
SEASON  
**7/1/1**  
CAREER

**R/RBI**

**23/12**  
SEASON  
**23/12**  
CAREER

**BB/SO**

**7/14**  
SEASON  
**7/14**  
CAREER

**SB-A**

**14-15**  
SEASON  
**14-15**  
CAREER

**OPS**

**.773**  
SEASON  
**.773**  
CAREER

**MHG/MRG**


**9/4**  
SEASON  
**9/4**  
CAREER

**ALL GAMES**

YEAR	AVG	GP-GS	AB	R	H	2B	3B	HR	RBI	TB	SLG%	BB	HBP	SO	GDP	OB%	SF-SH	SB-A	PO	A	E	FLD%
2012	.316	34-30	114	23	36	7	1	1	12	48	.421	7	0	14	1	.352	1-2	14-15	54	1	4	.932
<b>TOTAL</b>	<b>.316</b>	<b>34-30</b>	<b>114</b>	<b>23</b>	<b>36</b>	<b>7</b>	<b>1</b>	<b>1</b>	<b>12</b>	<b>48</b>	<b>.421</b>	<b>7</b>	<b>0</b>	<b>14</b>	<b>1</b>	<b>.352</b>	<b>1-2</b>	<b>14-15</b>	<b>54</b>	<b>1</b>	<b>4</b>	<b>.932</b>

**BIG 12 GAMES**

YEAR	AVG	GP-GS	AB	R	H	2B	3B	HR	RBI	TB	SLG%	BB	HBP	SO	GDP	OB%	SF-SH	SB-A	PO	A	E	FLD%
2012	.302	16-14	53	5	16	4	0	0	4	20	.377	3	0	6	1	.339	0-0	1-2	23	0	2	.920
<b>TOTAL</b>	<b>.302</b>	<b>16-14</b>	<b>53</b>	<b>5</b>	<b>16</b>	<b>4</b>	<b>0</b>	<b>0</b>	<b>4</b>	<b>20</b>	<b>.377</b>	<b>3</b>	<b>0</b>	<b>6</b>	<b>1</b>	<b>.339</b>	<b>0-0</b>	<b>1-2</b>	<b>23</b>	<b>0</b>	<b>2</b>	<b>.920</b>



# CAL TOWEY

# 18

**3B/OF • L/R • 6-2 • 210 • JR.-2L**  
**SEATTLE, WASH. (EASTSIDE CATHOLIC)**

**CAREER HONORS**

- Two-time Big 12 Commissioner's Honor Roll (Spring 2010, Fall 2011)

**NOTES**

- 4th-year junior, starter at 3B in every game this season
- Went 2-for-2 with home run, double, 3 walks, 3 RBI, 3 runs and a stolen base vs. UTSA (5/15/12)
- Reached base safely in career-high 28 straight games before streak was snapped vs. A&M (4/21/12)
- Hit safely in 18 of 24 Big 12 games this season, including 7 multi-hit games
- Had career-high 4 RBI and was HR short of cycle in game vs. Texas A&M-Corpus Christi (4/17/12)
- Two-run single in 8th inning provided eventual winning runs in 8-7 win vs. ULM (4/11/12)
- Hit game-tying 3-run homer in 7th inning of series finale vs. Oklahoma State (4/1/12)
- Homered in 2nd game of OSU series to provide eventual winning run
- Grounded into double play vs. OSU (4/1/12) for first time in 84 games (250 at-bats)
- Had career-long 9 game hitting streak snapped at Sam Houston State (3/21/12), but drew walk in game
- Doubled twice and drove in three runs in series opener at UCLA (2/24/12)
- Singled, walked, was HBP twice, stole a base and scored one run vs. TCU (2/21/12)
- Started 32 games in RF, 3 at 3B, 2 in LF and 1 as DH in 2011
- Started redshirt freshman season in 1-for-24 slump, but hit .395 (32-for-81) over final 29 games played
- Began sophomore season 1-for-18, but hit .274 (31-for-113) over final 41 games played
- Homered twice and tripled to account for half of Baylor's 6 hits vs. No. 8 Texas (4/8/11)
- Missed last 7 regular-season games of 2011 with shoulder injury, but returned for postseason

**BUNTING STATS**

Season: 2 Hits, 10 Sac  
 Career: 3 Hits, 15 Sac

**CAREER HIGHS**

Runs: 3 vs. UTSA (5/15/12)  
 Hits: 3, eight times  
 Doubles: 2 vs. Kansas State (5/26/10); at UCLA (2/24/12)  
 Triples: 1, nine times  
 Home Runs: 2 vs. Texas (4/8/11)  
 RBI: 4 vs. Texas A&M-Corpus Christi (4/17/12)  
 Total Bases: 11 vs. Texas (4/8/11)  
 Walks: 3, six times  
 Stolen Bases: 2 at Georgia (2/25/11)  
 Hitting Streak: 9 games (13-for-31, .419; 3/4/12 – 3/18/12)

**AVG.**  
**.291**  
**SEASON**  
**.282**  
**CAREER**

DATE	OPP.	H	AB	R	RBI	2B	3B	HR	SB	BB	SO
2/17	ORU	*1	2	2	0	1	0	0	0	2	0
2/19	ORU-1	*0	3	0	0	0	0	0	0	0	2
2/19	ORU-2	*1	5	1	1	0	0	0	0	0	2
2/21	TCU	*1	2	1	1	0	0	0	1	1	0
2/22	TXST	*0	3	0	1	0	0	0	0	1	3
2/24	UCLA	*2	3	1	3	2	0	0	0	1	1
2/25	UCLA	*0	2	0	0	0	0	0	0	2	1
2/26	UCLA	*1	4	0	1	0	1	0	0	1	2
2/28	SHSU	*1	3	1	1	0	0	0	0	2	0
3/2	UCI	*1	3	1	1	1	0	0	0	0	2
3/3	LU	*1	3	0	0	0	0	0	0	0	0
3/3	UCI	*0	5	0	0	0	0	0	0	0	2
3/4	LU	*1	5	1	0	0	0	0	1	0	1
3/6	TCU	*1	2	1	0	0	0	0	0	0	0
3/7	MSU	*2	4	0	0	0	0	0	0	0	2
3/11	MEM-1	*1	3	0	0	0	0	0	1	1	1
3/11	MEM-2	*1	3	0	3	0	0	0	0	0	0
3/13	UTA	*1	2	1	0	0	0	0	1	2	0
3/16	TTU	*3	5	0	1	0	0	0	0	0	1
3/17	TTU	*2	4	2	0	0	0	0	0	0	2
3/18	TTU	*1	3	2	0	0	0	0	0	1	0
3/21	SHSU	*0	4	1	0	0	0	0	0	1	1
3/23	KU	*1	3	2	2	0	0	0	0	2	1
3/24	KU	*2	3	1	1	0	1	1	0	0	0
3/25	KU	*1	3	0	2	0	0	0	0	0	0
3/27	UH	*0	4	1	0	0	0	0	0	0	4
3/30	OSU	*1	2	1	0	0	0	0	1	1	1
3/31	OSU	*1	2	1	1	0	0	1	0	0	0
4/1	OSU	*1	5	1	3	0	0	1	0	0	1
4/5	MU	*1	2	0	0	1	0	0	0	2	1
4/6	MU	*1	4	0	1	1	0	0	0	0	2
4/7	MU	*0	4	1	0	0	0	0	1	1	0
4/10	ULM	*2	3	0	1	0	0	0	0	1	1
4/11	ULM	*1	4	1	2	0	0	0	0	1	2
4/13	KSU	*2	2	0	0	1	0	0	0	1	0
4/14	KSU	*2	4	2	0	0	0	0	0	0	1
4/15	KSU	*2	6	1	1	0	0	1	0	0	1
4/17	AMCC	*3	4	1	4	1	1	0	0	0	0
4/18	AMCC	*0	1	1	2	0	0	0	1	3	0
4/20	TAMU	*1	5	0	0	0	0	0	0	0	3
4/21	TAMU	*0	3	0	0	0	0	0	0	0	1
4/22	TAMU	*1	4	0	1	0	0	0	0	0	2
4/24	UTSA	*1	4	0	1	1	0	0	0	0	3
4/25	UTA	*1	2	1	0	0	0	0	0	0	0
4/27	NMSU	*1	3	0	2	1	0	0	0	0	1
4/28	NMSU	*0	5	0	0	0	0	0	0	0	1
5/9	TXST	*0	4	0	0	0	0	0	0	0	3
5/12	OU-1	*0	3	0	0	0	0	0	0	0	0
5/12	OU-2	*0	4	0	0	0	0	0	0	0	3
5/13	OU	*2	4	1	2	0	1	0	0	0	1
5/15	UTSA	*2	2	3	3	1	0	1	1	3	0
5/17	UT	*0	3	2	1	0	0	0	0	1	2
5/18	UT	*0	3	0	0	0	0	0	0	1	0
5/19	UT	*1	4	0	0	0	0	0	0	0	0

**2B/3B/HR**  
**11/4/5**  
**SEASON**  
**21/9/12**  
**CAREER**

**R/RBI**  
**36/43**  
**SEASON**  
**79/78**  
**CAREER**

**BB/SO**  
**32/58**  
**SEASON**  
**80/140**  
**CAREER**

**SB-A**  
**8-14**  
**SEASON**  
**17-31**  
**CAREER**

**OPS**  
**.909**  
**SEASON**  
**.886**  
**CAREER**

**MHG/MRG**  
**12/11**  
**SEASON**  
**32/21**  
**CAREER**

**ALL GAMES**

YEAR	AVG	GP-GS	AB	R	H	2B	3B	HR	RBI	TB	SLG%	BB	HBP	SO	GDP	OB%	SF-SH	SB-A	PO	A	E	FLD%
2010	.314	41-28	105	21	33	6	3	3	20	54	.514	20	3	33	2	.438	0-2	3-5	44	0	0	1.000
2011	.244	49-38	131	22	32	4	2	4	15	52	.397	28	7	49	0	.404	0-3	6-11	62	11	5	.936
2012	.291	54-54	182	36	53	11	4	5	43	87	.478	32	15	58	3	.431	3-11	8-14	45	93	11	.926
<b>TOTAL</b>	<b>.282</b>	<b>144-120</b>	<b>418</b>	<b>79</b>	<b>118</b>	<b>21</b>	<b>9</b>	<b>12</b>	<b>78</b>	<b>193</b>	<b>.462</b>	<b>80</b>	<b>25</b>	<b>140</b>	<b>5</b>	<b>.424</b>	<b>3-16</b>	<b>17-30</b>	<b>151</b>	<b>104</b>	<b>16</b>	<b>.941</b>

**BIG 12 GAMES**

YEAR	AVG	GP-GS	AB	R	H	2B	3B	HR	RBI	TB	SLG%	BB	HBP	SO	GDP	OB%	SF-SH	SB-A	PO	A	E	FLD%
2010	.386	17-11	44	9	17	0	1	2	7	25	.568	7	1	12	1	.481	0-0	1-2	16	0	0	1.000
2011	.271	21-16	59	11	16	3	1	4	7	33	.559	10	5	21	0	.419	0-1	1-5	30	6	1	.973
2012	.306	24-24	85	17	26	3	2	4	16	45	.529	10	6	23	3	.412	1-4	2-8	14	47	9	.871
<b>TOTAL</b>	<b>.314</b>	<b>62-51</b>	<b>188</b>	<b>37</b>	<b>59</b>	<b>6</b>	<b>4</b>	<b>10</b>	<b>30</b>	<b>103</b>	<b>.548</b>	<b>27</b>	<b>12</b>	<b>56</b>	<b>4</b>	<b>.430</b>	<b>1-5</b>	<b>4-15</b>	<b>60</b>	<b>53</b>	<b>10</b>	<b>.919</b>



# LOGAN VICK

# 19

IF/OF • L/R • 5-11 • 195 • JR.-2L  
KERRVILLE, TEXAS (TIVY)

**CAREER HONORS**

- 2012 First-Team Academic All-District VII (CoSIDA)
- 2012 Big 12 Conference Player of the Week (3/19)
- 2012 Big 12 Conference Player of the Week (2/27)
- 2011 Second-Team Academic All-District VI (CoSIDA)
- 2011 First-Team Academic All-Big 12
- 2011 NCAA Houston Regional All-Tournament
- 2010 Louisville Slugger Freshman All-America (*Collegiate Baseball*)
- 2010 First-Team Freshman All-America (*Baseball America*)
- 2010 Big 12 Freshman of the Year (*Waco Tribune-Herald*)
- 2010 Second-Team All-Big 12 (coaches)
- 2010 Big 12 Conference All-Championship
- 2010 QTI Baylor Classic All-Tournament
- Four-time Big 12 Commissioner's Honor Roll

**NOTES**

- Started in center field in all but one game in 2012
- Ranks 5th in program history and tied for 9th in Big 12 Conference history with 125 career walks
- Has multi-hit games in 9 of last 17 games played and has hit safely in 18 of last 23 games
- Had 3rd straight 3-hit game and scored 3 runs in series-opening win vs. Texas (5/17/12)
- Had 2nd straight 3-hit game and stole career-high 3 bases in win vs. UTSA (5/15/12)
- Leads Big 12 with 23 doubles — first Bear with 20+ doubles in a season since Zach Dillon had 20 in 2005
- Doubled in 4 consecutive ABs in series opener at UCLA (2/24/12); first 4-double game by Big 12 player since 2003
- Became 5th player in program history to win two Big 12 Player of the Week awards in same season
- No. 36 among *College Baseball Daily's* Top 100 College Baseball Players
- Big 12's No. 21 MLB Draft prospect (*Perfect Game*)
- Broke Baylor freshman records for multi-hit games (27), extra-base hits (29) and OBP (.473) in 2010
- Also set Baylor single-season record for walks (59) on way to earning 2010 Freshman All-America honors
- Started 25 games in LF, then moved to CF for final 18 starts in 2011; missed 13 starts with hamstring injury
- Started all 60 games in left field in 2010 and batted leadoff 58 times
- Had highlight-reel catch to rob 3-run HR at TCU (5/10/11) — clip can be found on YouTube
- Bounced back from sophomore slump to hit .337 (34-for-101) in Cape Cod League in 2011 summer

**BUNTING STATS**

Season: 1 Hit, 0 Sac  
Career: 3 Hits, 4 Sac

**CAREER HIGHS**

Runs: 5 vs. UT Arlington (4/14/10)  
Hits: 4 at UCLA (2/24/12)  
Doubles: 4 at UCLA (2/24/12)  
Triples: 1, five times  
Home Runs: 2 vs. Oklahoma State (5/22/10); vs. K-State (5/26/10)  
RBI: 4 vs. New Mexico State (4/28/12)  
Total Bases: 10 vs. Kansas State (5/26/10)  
Walks: 3, five times  
Stolen Bases: 3 vs. UTSA (5/15/12)  
Hitting Streak: 10 games (16-for-38, .421; 3/6/10 — 3/26/10)

**AVG.**  
**.347**  
**SEASON**  
**.301**  
**CAREER**

DATE	OPP.	H	AB	R	RBI	2B	3B	HR	SB	BB	SO
2/17	ORU	*0	3	0	0	0	0	0	0	1	0
2/19	ORU-1	*1	2	0	1	1	0	0	0	2	0
2/19	ORU-2	*0	4	0	0	0	0	0	0	0	1
2/21	TCU	*1	3	0	1	0	0	0	0	1	0
2/22	TXST	*0	2	0	0	0	0	0	0	2	0
2/24	UCLA	*4	5	3	2	4	0	0	0	1	0
2/25	UCLA	*1	5	0	1	0	0	0	1	0	1
2/26	UCLA	*2	5	1	1	0	0	1	0	0	0
2/28	SHSU	*1	4	0	0	0	0	0	0	0	0
3/2	UCI	*0	4	0	0	0	0	0	0	0	1
3/3	LU	*1	3	0	0	0	0	0	0	0	0
3/3	UCI	*3	4	1	1	0	0	0	0	0	0
3/4	LU	*0	3	1	0	0	0	0	0	2	1
3/6	TCU	*1	5	1	1	1	0	0	0	0	1
3/7	MSU	*1	2	0	0	0	0	0	0	1	1
3/11	MEM-1	*0	2	0	0	0	0	0	0	1	0
3/11	MEM-2	*1	3	0	0	0	0	0	0	0	0
3/13	UTA	*1	4	0	0	1	0	0	0	0	0
3/16	TTU	*2	4	1	1	1	0	0	0	1	0
3/17	TTU	*3	4	1	1	2	0	0	1	0	1
3/18	TTU	*2	3	2	2	1	0	0	0	1	0
3/21	SHSU	*1	2	3	0	0	0	0	2	3	0
3/23	KU	*0	2	2	1	0	0	0	0	3	0
3/24	KU	*2	3	1	0	0	0	0	0	1	0
3/25	KU	*2	3	1	0	1	0	0	1	1	0
3/27	UH	*1	4	2	2	1	0	0	1	1	0
3/30	OSU	*1	5	1	0	0	0	0	0	0	1
3/31	OSU	*0	3	0	1	0	0	0	0	0	0
4/1	OSU	*1	5	1	0	0	0	0	0	1	2
4/5	MU	*0	3	1	0	0	0	0	0	1	0
4/6	MU	*1	4	0	0	1	0	0	0	0	0
4/7	MU	*1	5	0	1	0	0	0	0	0	3
4/10	ULM	*1	4	1	0	1	0	0	0	0	0
4/11	ULM	*2	4	1	2	0	0	0	0	0	0
4/13	KSU	*1	4	1	0	0	0	0	0	0	1
4/14	KSU	*1	5	1	1	1	0	0	0	0	2
4/15	KSU	*3	5	1	0	0	0	0	0	1	0
4/17	AMCC	DNP									
4/18	AMCC	*2	3	1	2	1	0	0	0	0	1
4/20	TAMU	*2	5	0	2	0	0	0	0	0	0
4/21	TAMU	*0	4	0	0	0	0	0	0	0	0
4/22	TAMU	*2	3	2	0	1	0	0	0	1	1
4/24	UTSA	*3	3	1	0	0	0	0	1	1	1
4/25	UTA	*2	3	0	0	0	0	0	2	1	0
4/27	NMSU	*1	4	1	0	0	0	0	0	0	0
4/28	NMSU	*1	2	1	4	0	0	1	0	2	0
5/9	TXST	*0	4	0	0	0	0	0	0	0	1
5/12	OU-1	*0	3	0	0	0	0	0	0	0	0
5/12	OU-2	*1	4	0	0	0	0	0	1	0	1
5/13	OU	*3	4	2	1	2	0	0	1	0	0
5/15	UTSA	*3	4	1	2	1	0	0	3	1	0
5/17	UT	*3	4	3	1	2	0	0	0	1	0
5/18	UT	*0	2	1	0	0	0	0	0	2	1
5/19	UT	*0	3	0	1	0	0	0	0	0	0

**2B/3B/HR**  
**23/0/2**  
**SEASON**  
**44/5/14**  
**CAREER**

**R/RBI**  
**41/33**  
**SEASON**  
**126/78**  
**CAREER**

**BB/SO**  
**34/21**  
**SEASON**  
**125/104**  
**CAREER**

**SB-A**  
**14-19**  
**SEASON**  
**31-43**  
**CAREER**

**OPS**  
**.941**  
**SEASON**  
**.884**  
**CAREER**


**MHG/MRG**  
**18/8**  
**SEASON**  
**52/16**  
**CAREER**

**ALL GAMES**

YEAR	AVG	GP-GS	AB	R	H	2B	3B	HR	RBI	TB	SLG%	BB	HBP	SO	GDP	OB%	SF-SH	SB-A	PO	A	E	FLD%
2010	.329	60-60	228	59	75	17	2	10	27	126	.553	59	4	49	2	.473	1-2	11-15	102	5	0	1.000
2011	.213	47-46	174	26	37	4	3	2	18	53	.305	32	0	34	3	.329	4-2	6-9	112	4	3	.975
2012	.347	53-53	190	41	66	23	0	2	33	95	.500	34	0	21	4	.441	3-0	14-19	134	3	1	.993
<b>TOTAL</b>	<b>.301</b>	<b>160-159</b>	<b>592</b>	<b>126</b>	<b>178</b>	<b>44</b>	<b>5</b>	<b>14</b>	<b>78</b>	<b>274</b>	<b>.463</b>	<b>125</b>	<b>4</b>	<b>104</b>	<b>9</b>	<b>.421</b>	<b>8-4</b>	<b>31-43</b>	<b>348</b>	<b>12</b>	<b>4</b>	<b>.989</b>

**BIG 12 GAMES**

YEAR	AVG	GP-GS	AB	R	H	2B	3B	HR	RBI	TB	SLG%	BB	HBP	SO	GDP	OB%	SF-SH	SB-A	PO	A	E	FLD%
2010	.333	25-25	96	18	32	6	0	5	10	53	.552	24	3	21	1	.480	0-1	2-4	39	2	0	1.000
2011	.175	19-18	63	9	11	2	1	1	4	18	.286	16	0	12	2	.338	1-0	1-4	42	3	0	1.000
2012	.344	24-24	90	22	31	12	0	0	13	43	.478	14	0	13	3	.429	1-0	4-5	60	1	0	1.000
<b>TOTAL</b>	<b>.297</b>	<b>68-67</b>	<b>249</b>	<b>49</b>	<b>74</b>	<b>20</b>	<b>1</b>	<b>6</b>	<b>27</b>	<b>114</b>	<b>.458</b>	<b>54</b>	<b>3</b>	<b>46</b>	<b>6</b>	<b>.425</b>	<b>2-1</b>	<b>7-13</b>	<b>141</b>	<b>6</b>	<b>0</b>	<b>1.000</b>



# NATE GOODWIN 31

C • S/R • 5-11 • 195 • SO.-1L  
OVERLAND PARK, KAN. (ROCKHURST)

- Moved from infielder to catcher after 2011 freshman season
- Made first career start as catcher and had RBI single and walk in win vs. Louisiana-Monroe (4/11/12)
- Had first career multi-hit game in 2nd career start as catcher vs. TAMU-Corpus Christi (4/18/12)
- Has seen action as late-inning catcher in relief of Josh Ludy 12 times this season
- Has earned Big 12 Commissioner's Honor Roll recognition in all 3 semesters on campus
- Made only career start at second base vs. Lamar (3/30/11)

### CAREER HIGHS

**Runs:** 2 vs. Texas A&M-Corpus Christi (4/18/12)  
**Hits:** 2 vs. Texas A&M-Corpus Christi (4/18/12)  
**Doubles:** none  
**Triples:** none  
**Home Runs:** none  
**RBI:** 1, five times  
**Total Bases:** 2 vs. Texas A&M-Corpus Christi (4/18/12)  
**Walks:** 1, seven times  
**Stolen Bases:** none  
**Hitting Streak:** none

### GOODWIN'S CAREER STATISTICS

YEAR	AVG	GP-GS	AB	R	H	2B	3B	HR	RBI	TB	SLG%	BB	HBP	SO	GDP	OB%	SF-SH	SB-A	PO	ALL GAMES		
																				A	E	FLD%
2011	.200	12-1	10	1	2	0	0	0	2	2	.200	3	1	4	1	.429	0-0	0-0	5	3	1	.889
2012	.267	17-3	15	3	4	0	0	0	3	4	.267	4	0	4	1	.421	0-1	0-0	29	3	0	1.000
<b>TOTAL</b>	<b>.240</b>	<b>29-4</b>	<b>25</b>	<b>4</b>	<b>6</b>	<b>0</b>	<b>0</b>	<b>0</b>	<b>5</b>	<b>6</b>	<b>.240</b>	<b>7</b>	<b>1</b>	<b>8</b>	<b>2</b>	<b>.424</b>	<b>0-1</b>	<b>0-0</b>	<b>34</b>	<b>6</b>	<b>1</b>	<b>.976</b>



# WES MERCURIO 38

OF • L/L • 6-1 • 205 • JR.-1L  
HOUSTON, TEXAS (BELLAIRE)

- Baylor's most-used pinch hitter in 2011, saw 11 pinch-hit at-bats
- Hit pinch-hit two-run single in series-opening win vs. Texas (5/17/12)
- Delivered pinch-hit RBI single in 6th inning vs. TAMU-Corpus Christi (4/17/12)
- Had pinch-hit single in 8th inning at Sam Houston State (3/21/12)
- Hit first pitch he saw in 2011 over right-field scoreboard for 3-run HR at Georgia (2/27/11)
- Singled in only at-bat during 2010 redshirt freshman season

### CAREER HIGHS


**Runs:** 2 at Georgia (2/27/11)  
**Hits:** 2 at Georgia (2/27/11)  
**Doubles:** 1 at Georgia (2/27/11)  
**Triples:** 1 vs. Louisiana Tech (3/12/11)  
**Home Runs:** 1 at Georgia (2/27/11)  
**RBI:** 3 at Georgia (2/27/11)  
**Total Bases:** 6 at Georgia (2/27/11)  
**Walks:** 1 vs. Rice (3/6/11); at Houston (3/27/11)  
**Stolen Bases:** none  
**Hitting Streak:** none

### MERCURIO'S CAREER STATISTICS

YEAR	AVG	GP-GS	AB	R	H	2B	3B	HR	RBI	TB	SLG%	BB	HBP	SO	GDP	OB%	SF-SH	SB-A	PO	ALL GAMES			
																				A	E	FLD%	
2009																							
2010	1.000	3-0	1	2	1	0	0	0	0	1	1.000	0	0	0	0	1.000	0-0	0-0	0	0	0	.000	
2011	.333	11-0	12	3	4	1	1	1	6	10	.833	1	0	4	0	.385	0-0	0-0	0	0	0	.000	
2012	.400	11-0	10	1	4	0	0	0	3	4	.400	1	0	0	0	.455	0-0	0-0	0	0	0	.000	
<b>TOTAL</b>	<b>.391</b>	<b>25-0</b>	<b>23</b>	<b>6</b>	<b>9</b>	<b>1</b>	<b>1</b>	<b>1</b>	<b>9</b>	<b>15</b>	<b>.652</b>	<b>2</b>	<b>0</b>	<b>4</b>	<b>0</b>	<b>.440</b>	<b>0-0</b>	<b>0-0</b>	<b>0</b>	<b>0</b>	<b>0</b>	<b>.000</b>	

### CAREER HIGHS

**Runs:** 1 vs. UTSA (5/15/12)  
**Hits:** 1 vs. UTSA (5/15/12)  
**Doubles:** 1 vs. UTSA (5/15/12)  
**Triples:** none  
**Home Runs:** none  
**RBI:** 2 vs. UTSA (5/15/12)  
**Total Bases:** 2 vs. UTSA (5/15/12)  
**Walks:** none  
**Stolen Bases:** none  
**Hitting Streak:** none



# GRAYSON PORTER 13

IF/OF • R/R • 6-4 • 205 • SO.-SO  
LINDEN, TEXAS (MCLEOD)

- Hit pinch-hit two-run double for first career hit in win vs. UTSA (5/15/12)
- Has been used as pinch hitter 9 times and stayed in to play outfield in 7 games
- Appeared in 4 games as pinch hitter as true freshman in 2011, played in outfield once
- Pitched, played infield and catcher in high school, is occasionally used a Bears' bullpen catcher

### PORTER'S CAREER STATISTICS

YEAR	AVG	GP-GS	AB	R	H	2B	3B	HR	RBI	TB	SLG%	BB	HBP	SO	GDP	OB%	SF-SH	SB-A	PO	ALL GAMES		
																				A	E	FLD%
2011	.000	4-0	4	0	0	0	0	0	0	0	.000	0	0	1	0	.000	0-0	0-0	0	0	0	.000
2012	.111	11-0	9	1	1	1	0	0	2	2	.222	0	0	4	0	.111	0-0	0-0	5	0	0	1.000
<b>TOTAL</b>	<b>.077</b>	<b>15-0</b>	<b>13</b>	<b>1</b>	<b>1</b>	<b>1</b>	<b>0</b>	<b>0</b>	<b>2</b>	<b>2</b>	<b>.154</b>	<b>0</b>	<b>0</b>	<b>5</b>	<b>0</b>	<b>.077</b>	<b>0-0</b>	<b>0-0</b>	<b>5</b>	<b>0</b>	<b>0</b>	<b>1.000</b>



# CRAYTON BARE

# 35

LHP • L/L • 5-11 • 190 • JR.-1L  
DALLAS, TEXAS (HIGHLAND PARK)

### CAREER HONORS

- 2011 First-Team Academic All-Big 12
- Three-time Big 12 Commissioner's Honor Roll (Fall 2009, Spring 2011, Fall 2011)

### NOTES

- Earned first career save with 2.0 scoreless innings to complete shutout win at Texas (5/18/12)
- Has held opponents scoreless in 15 of 18 appearances this season, including 9 straight and 14 of last 15
- Struck out 3 batters in 1.0 scoreless inning of relief at Texas State (5/9/12)
- Retired only batter faced in 9th inning of 7-5 win vs. then-No. 2 Texas A&M (4/22/12) — brought in to face Tyler Naquin, who had been 4-for-4, and got flyout leading off the 9th inning.
- With bases loaded and 2 outs in 8th inning of tie game, threw 3-2 curveball for called strike three against only batter faced in win vs. Kansas (3/25/12) — Bears won in bottom half of inning.
- Struck out Barrett Barnes as potential tying run in 7th inning of series finale vs. Texas Tech (3/18/12)
- Retired all four batters faced to earn first career win vs. UC Irvine (3/3/12)
- Bears' lefty specialist in 2011, held left-handed batters to .158 batting average (3-for-19)
- Held opponents scoreless in 11 of 16 outings and allowed more than one run just once in 2011

### CAREER WINS

- Baylor 6, UC Irvine 1 (3/3/12) — relief
- Baylor 8, Kansas 6 (3/25/12) — relief

### CAREER SAVES

- Baylor 4, at Texas 0 (5/18/12)

### CAREER HIGHS

**Innings:** 2.1 vs. Lamar (3/30/11)  
**Long Start:** 0.0 at Texas State (4/21/10)  
**Short Start:** 0.0 at Texas State (4/21/10)  
**Long Relief:** 2.1 vs. Lamar (3/30/11)  
**Hits Allowed:** 4 at Missouri (4/7/12)  
**Runs Allowed:** 4 at Texas State (4/21/10)  
**Earned Runs Allowed:** 4 at Texas State (4/21/10)  
**Walks:** 3 at Texas State (4/21/10)  
**Strikeouts:** 3, three times  
**Home Runs Allowed:** none  
**Wild Pitches:** 1 at Texas State (4/21/10); vs. Lamar (3/4/12)  
**Hit Batsmen:** 1, six times

## W-L-SV

2-0-1  
SEASON  
2-2-1  
CAREER

DATE	OPP.	IP	H	R	ER	BB	K	NP	DEC	RES
2/17	ORU									DNP
2/19	ORU-1									DNP
2/19	ORU-2									DNP
2/21	TCU									DNP
2/22	TXST	0.2	0	1	1	1	0	17	-	5-1
2/24	UCLA									DNP
2/25	UCLA									DNP
2/26	UCLA									DNP
2/28	SHSU									DNP
3/2	UCI									DNP
3/3	LU									DNP
3/3	UCI	1.1	0	0	0	0	1	15	W	6-1
3/4	LU	1.0	1	1	1	0	0	8	-	7-8
3/6	TCU									DNP
3/7	MSU	1.0	0	0	0	1	1	14	-	0-4
3/11	MEM-1									DNP
3/11	MEM-2									DNP
3/13	UTA									DNP
3/16	TTU									DNP
3/17	TTU									DNP
3/18	TTU	1.1	0	0	0	1	1	26	-	8-1
3/21	SHSU									DNP
3/23	KU									DNP
3/24	KU									DNP
3/25	KU	0.1	0	0	0	0	1	6	W	8-6
3/27	UH	0.2	0	0	0	0	0	7	-	14-5
3/30	OSU									DNP
3/31	OSU									DNP
4/1	OSU	0.1	1	0	0	0	0	5	-	5-4
4/5	MU									DNP
4/6	MU									DNP
4/7	MU	1.1	4	2	0	0	3	23	-	12-7
4/10	ULM	0.2	0	0	0	0	2	9	-	7-5
4/11	ULM									DNP
4/13	KSU									DNP
4/14	KSU	0.1	0	0	0	1	0	6	-	14-12
4/15	KSU	0.1	0	0	0	1	1	8	-	12-11
4/17	AMCC									DNP
4/18	AMCC									DNP
4/20	TAMU									DNP
4/21	TAMU									DNP
4/22	TAMU	0.1	0	0	0	0	0	4	-	7-5
4/24	UTSA									DNP
4/25	UTA	1.0	0	0	0	0	1	7	-	6-4
4/27	NMSU	0.2	0	0	0	0	1	9	-	5-0
4/28	NMSU									DNP
5/9	TXST	1.0	1	0	0	0	3	16	-	3-0
5/12	OU-1	1.1	1	0	0	0	2	20	-	0-1
5/12	OU-2									DNP
5/13	OU									DNP
5/15	UTSA									DNP
5/17	UT									DNP
5/18	UT	2.0	2	0	0	0	1	24	SV	4-0
5/19	UT									DNP

## ERA

1.15  
SEASON  
3.81  
CAREER

## IP

15.2  
SEASON  
28.1  
CAREER

## R/ER

4/2  
SEASON  
14/12  
CAREER

## K-BB

18-5  
SEASON  
29-15  
CAREER

## OBA

.179  
SEASON  
.204  
CAREER

## WHIP


.957  
SEASON  
1.271  
CAREER

### ALL GAMES

YEAR	ERA	W-L	APP	GS	CG	SHO/CBO	SV	IP	H	R	ER	BB	SO	2B	3B	HR	BF	OBA	WP	HBP	BK	SFA	SHA
2010	21.60	0-1	4	1	0	0/0	0	1.2	3	4	4	4	2	0	0	0	12	.375	1	0	1	0	0
2011	4.91	0-1	16	0	0	0/0	0	11.0	8	6	6	6	9	3	0	0	53	.205	0	5	0	0	3
2012	1.15	2-0	18	0	0	0/3	1	15.2	10	4	2	5	18	0	0	0	62	.179	1	1	0	0	0
<b>TOTAL</b>	<b>3.81</b>	<b>2-2</b>	<b>38</b>	<b>1</b>	<b>0</b>	<b>0/3</b>	<b>1</b>	<b>28.1</b>	<b>21</b>	<b>14</b>	<b>12</b>	<b>15</b>	<b>29</b>	<b>3</b>	<b>0</b>	<b>0</b>	<b>127</b>	<b>.204</b>	<b>2</b>	<b>6</b>	<b>1</b>	<b>0</b>	<b>3</b>

### BIG 12 GAMES

YEAR	ERA	W-L	APP	GS	CG	SHO/CBO	SV	IP	H	R	ER	BB	SO	2B	3B	HR	BF	OBA	WP	HBP	BK	SFA	SHA
2010	---did not play---																						
2011	9.00	0-0	7	0	0	0/0	0	3.0	3	3	3	2	2	1	0	0	17	.273	0	3	0	0	1
2012	0.00	1-0	9	0	0	0/1	1	7.2	8	2	0	3	9	0	0	0	34	.267	0	1	0	0	0
<b>TOTAL</b>	<b>2.53</b>	<b>1-0</b>	<b>16</b>	<b>0</b>	<b>0</b>	<b>0/1</b>	<b>1</b>	<b>10.2</b>	<b>11</b>	<b>5</b>	<b>3</b>	<b>5</b>	<b>11</b>	<b>1</b>	<b>0</b>	<b>0</b>	<b>51</b>	<b>.268</b>	<b>0</b>	<b>4</b>	<b>0</b>	<b>0</b>	<b>1</b>



# TRENT BLANK

# 22

**RHP • S/R • 6-2 • 190 • SR-3L**  
**COLUMBIA, ILL. (COLUMBIA)**

### CAREER HONORS

- 2012 Big 12 Conference Pitcher of the Week (2/27)
- Four-time Big 12 Commissioner's Honor Roll (Fall 2008, 2010, 2011, Spring 2011)

### NOTES

- Ranks 4th nationally with 10 wins, won 11 straight decisions before streak was snapped in CG, 1 ER effort at Oklahoma (5/12/12)
- Posted 15th double-digit wins season in school history by pitching 7.0 shutout innings in win at Texas (5/18/12)
- Pitched 8.0 shutout innings in 1-0 win vs. No. 2 Texas A&M (4/21/12) to improve to 9-0 on season
- Picked up 8th win by holding Missouri to only an unearned run in 6.0 innings (4/6/12)
- Earned 7th win by allowing only an infield single through first 6 innings vs. Oklahoma State (3/31/12)
- Allowed only one hit out of infield in 6.0 shutout innings vs. Kansas to earn 6th win (3/24/12)
- After first batter in KU game, held 47 straight batters without a hit out of infield until 7th inning of OSU start.
- Pitched on 3 days rest vs. UC Irvine (3/3/12) and allowed one run in career-long 7.0 innings of 6-1 Baylor win
- Improved to 3-0 on year with 3.0 shutout IP in series-opening win at No. 22 UCLA (2/24/12)
- Earned 10th career win with 4.0 hitless IP in pre-determined short start vs. No. 15 TCU (2/21/12)
- Made first 10 appearances as weekend starter, then moved to bullpen for final 9 outings in 2011
- Lowered arm slot prior to relief appearance at TCU (5/10/11) — started streak of 5 straight shutout appearances

### CAREER WINS

- Baylor 15, Houston Baptist 4 (2/25/09) — start
- Baylor 3, Duke 2 (2/20/10) — relief
- Baylor 7, Oral Roberts 6 (3/6/10) — relief
- Baylor 19, at Georgia 12 (2/27/11) — start
- Baylor 12, at Kansas 4 (4/3/11) — start
- Baylor 12, at No. 5 Texas A&M 1 (4/16/11) — start
- Baylor 7, Dallas Baptist 1 (5/17/11) — relief

### CAREER WINS (CON'T.)

- Baylor 3, No. 13 Oklahoma 2 (5/21/11) — relief
- Baylor 3, Oral Roberts 2 (2/17/12) — relief
- Baylor 7, No. 15 TCU 1 (2/21/12) — start
- Baylor 15, No. 22 UCLA 3 (2/24/12) — relief
- Baylor 6, Sam Houston State 2 (2/28/12) — start
- Baylor 7, Memphis 3 (3/11/12) — start
- Baylor 9, Kansas 0 (3/25/12) — start
- Baylor 3, Oklahoma State 2 (3/31/12) — start
- Baylor 5, at Missouri 3 (4/6/12) — start
- Baylor 1, vs. No. 2 Texas A&M 0 (4/21/12) — start
- Baylor 4, at Texas 0 (5/18/12) — start

### CAREER HIGHS

**Innings:** 8.0 vs. Texas A&M (4/21/12); at Oklahoma (5/12/12)  
**Long Start:** 8.0 vs. Texas A&M (4/21/12); at Oklahoma (5/12/12)  
**Short Start:** 1.0 vs. DBU (4/8/09); vs. La. Tech (3/9/10)  
**Long Relief:** 4.1 vs. Oral Roberts (3/6/10)  
**Hits Allowed:** 10, three times  
**Runs Allowed:** 7 vs. Louisiana Tech (3/12/11)  
**Earned Runs Allowed:** 6 at Kansas State (4/14/12)  
**Walks:** 4, three times  
**Strikeouts:** 9 vs. Houston Baptist (2/25/09)  
**Home Runs Allowed:** 1, eight times  
**Wild Pitches:** 2 vs. Oral Roberts (2/20/11)  
**Hit Batsmen:** 3 vs. Kansas (3/24/12)

## W-L-SV

**10-1-0**  
**SEASON**  
**18-5-0**  
**CAREER**

DATE	OPP.	IP	H	R	ER	BB	K	NP	DEC	RES
2/17	ORU	3.1	1	0	0	2	1	44	W	3-2
2/19	ORU-1								DNP	
2/19	ORU-2								DNP	
2/21	TCU	*4.0	0	0	0	3	2	62	W	7-1
2/22	TXST								DNP	
2/24	UCLA	3.0	1	0	0	0	1	30	W	15-3
2/25	UCLA								DNP	
2/26	UCLA								DNP	
2/28	SHSU	*5.0	3	1	1	1	2	54	W	6-2
3/2	UCI								DNP	
3/3	LU								DNP	
3/3	UCI	*7.0	4	1	1	2	2	81	ND	6-1
3/4	LU								DNP	
3/6	TCU								DNP	
3/7	MSU								DNP	
3/11	MEM-1								DNP	
3/11	MEM-2	*6.2	8	3	3	1	6	90	W	7-3
3/13	UTA								DNP	
3/16	TTU								DNP	
3/17	TTU	*6.0	5	3	3	2	3	95	ND	4-3
3/18	TTU								DNP	
3/21	SHSU								DNP	
3/23	KU								DNP	
3/24	KU	*6.0	4	0	0	1	8	107	W	9-0
3/25	KU								DNP	
3/27	UH								DNP	
3/30	OSU								DNP	
3/31	OSU	*7.0	4	2	2	1	3	88	W	3-2
4/1	OSU								DNP	
4/5	MU								DNP	
4/6	MU	*6.0	5	1	0	0	3	103	W	5-3
4/7	MU								DNP	
4/10	ULM								DNP	
4/11	ULM								DNP	
4/13	KSU								DNP	
4/14	KSU	*4.0	8	6	6	4	1	85	ND	14-12
4/15	KSU								DNP	
4/17	AMCC								DNP	
4/18	AMCC								DNP	
4/20	TAMU								DNP	
4/21	TAMU	*8.0	4	0	0	0	6	107	W	1-0
4/22	TAMU								DNP	
4/24	UTSA								DNP	
4/25	UTA								DNP	
4/27	NMSU								DNP	
4/28	NMSU	*4.1	10	5	3	2	2	89	ND	15-5
5/9	TXST								DNP	
5/12	OU-1								DNP	
5/12	OU-2	*8.0	6	2	1	0	4	92	L	1-2
5/13	OU								DNP	
5/15	UTSA								DNP	
5/17	UT								DNP	
5/18	UT	*7.0	5	0	0	1	5	96	W	4-0
5/19	UT								DNP	

## ERA

**2.11**  
**SEASON**  
**4.32**  
**CAREER**

## IP

**85.1**  
**SEASON**  
**198.0**  
**CAREER**

## R/ER

**24/20**  
**SEASON**  
**105/95**  
**CAREER**

## K-BB

**49-20**  
**SEASON**  
**112-63**  
**CAREER**

## OBA

**.221**  
**SEASON**  
**.274**  
**CAREER**

## WHIP

**1.031**  
**SEASON**  
**1.374**  
**CAREER**


### ALL GAMES

YEAR	ERA	W-L	APP	GS	CG	SHO/CBO	SV	IP	H	R	ER	BB	SO	2B	3B	HR	BF	OBA	WP	HBP	BK	SFA	SHA
2009	9.36	1-1	15	4	0	0/0	0	25.0	42	28	26	13	22	4	1	3	131	.378	2	2	0	4	1
2010	5.48	2-1	7	4	0	0/0	0	21.1	24	13	13	4	14	5	1	1	91	.282	0	1	0	0	1
2011	4.88	5-2	19	10	0	0/0	0	66.1	75	40	36	26	27	11	0	3	302	.290	5	5	1	4	8
2012	2.11	10-1	15	13	1	0/3	0	85.1	68	24	20	20	49	11	1	1	340	.221	2	4	2	2	7
<b>TOTAL</b>	<b>4.32</b>	<b>18-5</b>	<b>56</b>	<b>31</b>	<b>1</b>	<b>0/3</b>	<b>0</b>	<b>198.0</b>	<b>209</b>	<b>105</b>	<b>95</b>	<b>63</b>	<b>112</b>	<b>31</b>	<b>3</b>	<b>8</b>	<b>864</b>	<b>.274</b>	<b>9</b>	<b>12</b>	<b>3</b>	<b>10</b>	<b>17</b>

### BIG 12 GAMES

YEAR	ERA	W-L	APP	GS	CG	SHO/CBO	SV	IP	H	R	ER	BB	SO	2B	3B	HR	BF	OBA	WP	HBP	BK	SFA	SHA	
2009	19.06	0-0	4	0	0	0/0	0	5.2	13	13	12	4	4	2	0	1	36	.481	1	2	0	2	1	
2010																								
2011	3.63	3-1	10	6	0	0/0	0	39.2	44	18	16	18	11	7	0	1	179	.288	1	1	1	3	4	
2012	2.08	5-1	8	8	1	0/3	0	52.0	41	14	12	9	33	6	1	0	207	.218	1	3	1	1	6	
<b>TOTAL</b>	<b>3.70</b>	<b>8-2</b>	<b>22</b>	<b>14</b>	<b>1</b>	<b>0/3</b>	<b>0</b>	<b>97.1</b>	<b>98</b>	<b>45</b>	<b>40</b>	<b>31</b>	<b>48</b>	<b>15</b>	<b>1</b>	<b>2</b>	<b>422</b>	<b>.266</b>	<b>3</b>	<b>6</b>	<b>2</b>	<b>6</b>	<b>11</b>	





# KOLT BROWDER

# 45

RHP • S/R • 6-0 • 205 • JR.-2L  
COLDSPRING, TEXAS (OAKHURST)

### CAREER HONORS

- 2012 First-Team Academic All-District VII (CoSIDA)
- 2011 Second-Team Academic All-District VI (CoSIDA)
- 2011 First-Team Academic All-Big 12
- 2010 First-Team Academic All-Big 12
- 2009 Fall Semester Baylor Award for Academic Excellence
- Seven-time Big 12 Commissioner's Honor Roll (Fall 2008-11, Spring 2009-11)

### NOTES

- All 48 career appearances out of Baylor bullpen — needs 4 more appearances to crack Baylor's career top 10
- Picked up first win in more than two years with 3.0 shutout innings vs. UTSA (5/15/12)
- Worked 2.2 hitless innings to record 1st save since 2010 in series opener vs. Texas Tech (3/16/12)
- Worked 3.0 hitless IP vs. No. 15 TCU (2/21/12), as Bears carried no-hitter through 7.2 IP
- Battled through injured knee in 2011, limiting him to 11.2 innings over 13 appearances
- Held opponents scoreless in 9 of 13 outings and did not allow a hit in 7 of 13 appearances in 2011
- Despite working more than 1.0 inning only 4 times, struck out multiple batters in 5 of 13 appearances in 2011
- Allowed only 2 singles and 0 runs in 7.0 innings over first 5 outings of sophomore season

### CAREER SAVES

- Baylor 4, Nebraska 1 (4/25/10)
- Baylor 9, Texas Tech 4 (3/16/12)

### CAREER WINS

- Baylor 9, Illinois-Chicago 7 (3/12/10) — relief
- Baylor 20, at Missouri 6 (4/3/10) — relief
- Baylor 12, Texas State 3 (4/6/10) — relief
- Baylor 5, at UT Arlington 4 (4/13/10) — relief
- Baylor 14, UTSA 3 (5/15/12) — relief

### CAREER HIGHS

**Innings:** 5.0 vs. Texas State (4/6/10)  
**Long Start:** none  
**Short Start:** none  
**Long Relief:** 5.0 vs. Texas State (4/6/10)  
**Hits Allowed:** 6 vs. Kansas (5/29/10)  
**Runs Allowed:** 3, three times  
**Earned Runs Allowed:** 2, eight times  
**Walks:** 3 vs. Lamar (3/30/11)  
**Strikeouts:** 5 vs. Texas State (4/6/10)  
**Home Runs Allowed:** 1 vs. LTU (3/3/10); at TSU (4/21/10)  
**Wild Pitches:** 1, four times  
**Hit Batsmen:** 1, five times

## W-L-SV

1-1-1  
SEASON  
5-4-2  
CAREER

DATE	OPP.	IP	H	R	ER	BB	K	NP	DEC	RES
2/17	ORU									DNP
2/19	ORU-1									DNP
2/19	ORU-2	2.0	1	0	0	0	3	26	-	8-1
2/21	TCU	3.0	0	0	0	2	2	48	-	7-1
2/22	TXST									DNP
2/24	UCLA									DNP
2/25	UCLA	0.1	3	3	2	1	0	18	-	3-9
2/26	UCLA									DNP
2/28	SHSU	2.0	3	1	1	0	2	26	-	6-2
3/2	UCI									DNP
3/3	LU									DNP
3/3	UCI	0.2	0	0	0	0	1	8	-	6-1
3/4	LU	1.0	0	0	0	0	2	14	-	7-8
3/6	TCU	0.0	0	2	2	2	0	10	L	4-9
3/7	MSU	0.1	1	0	0	1	0	10	-	0-4
3/11	MEM-1									DNP
3/11	MEM-2									DNP
3/13	UTA									DNP
3/16	TTU	2.2	0	0	0	0	3	43	SV	9-4
3/17	TTU									DNP
3/18	TTU									DNP
3/21	SHSU									DNP
3/23	KU	0.0	0	0	0	0	0	0	-	10-2
3/24	KU									DNP
3/25	KU									DNP
3/27	UH									DNP
3/30	OSU									DNP
3/31	OSU									DNP
4/1	OSU									DNP
4/5	MU									DNP
4/6	MU									DNP
4/7	MU									DNP
4/10	ULM									DNP
4/11	ULM									DNP
4/13	KSU									DNP
4/14	KSU									DNP
4/15	KSU									DNP
4/17	AMCC	1.0	1	0	0	0	1	17	-	15-2
4/18	AMCC									DNP
4/20	TAMU									DNP
4/21	TAMU									DNP
4/22	TAMU									DNP
4/24	UTSA	1.1	1	0	0	0	0	16	-	1-4
4/25	UTA									DNP
4/27	NMSU									DNP
4/28	NMSU									DNP
5/9	TXST	0.1	0	0	0	0	1	5	-	3-0
5/12	OU-1									DNP
5/12	OU-2									DNP
5/13	OU	0.2	2	1	1	0	1	12	-	6-12
5/15	UTSA	3.0	2	0	0	0	3	42	W	14-3
5/17	UT									DNP
5/18	UT									DNP
5/19	UT									DNP

## ERA

2.95  
SEASON  
4.06  
CAREER

## IP

18.1  
SEASON  
57.2  
CAREER

## R/ER

7/6  
SEASON  
31/26  
CAREER

## K-BB

19-6  
SEASON  
68-33  
CAREER

## OBA

.219  
SEASON  
.230  
CAREER

## WHIP

1.091  
SEASON  
1.387  
CAREER

### ALL GAMES

YEAR	ERA	W-L	APP	GS	CG	SHO/CBO	SV	IP	H	R	ER	BB	SO	2B	3B	HR	BF	OBA	WP	HBP	BK	SFA	SHA
2010	4.88	4-2	20	0	0	0/0	1	27.2	23	19	15	20	36	1	0	2	124	.232	2	3	1	0	2
2011	3.86	0-1	13	0	0	0/0	0	11.2	10	5	5	7	13	2	0	0	52	.244	1	1	1	1	2
2012	2.95	1-1	15	0	0	0/1	1	18.1	14	7	6	6	19	5	2	0	75	.219	1	1	0	2	2
<b>TOTAL</b>	<b>4.06</b>	<b>5-4</b>	<b>48</b>	<b>0</b>	<b>0</b>	<b>0/1</b>	<b>2</b>	<b>57.2</b>	<b>47</b>	<b>31</b>	<b>26</b>	<b>33</b>	<b>68</b>	<b>8</b>	<b>2</b>	<b>2</b>	<b>251</b>	<b>.230</b>	<b>4</b>	<b>5</b>	<b>2</b>	<b>3</b>	<b>6</b>

### BIG 12 GAMES

YEAR	ERA	W-L	APP	GS	CG	SHO/CBO	SV	IP	H	R	ER	BB	SO	2B	3B	HR	BF	OBA	WP	HBP	BK	SFA	SHA
2010	9.39	1-2	8	0	0	0/0	1	7.2	10	11	8	8	13	1	0	0	44	.303	0	3	1	0	0
2011	6.75	0-1	3	0	0	0/0	0	1.1	0	1	1	1	3	0	0	0	6	.000	0	1	0	0	0
2012	2.70	0-0	3	0	0	0/0	1	3.1	2	1	1	0	4	1	0	0	13	.200	0	1	0	1	1
<b>TOTAL</b>	<b>7.30</b>	<b>1-3</b>	<b>14</b>	<b>0</b>	<b>0</b>	<b>0/0</b>	<b>2</b>	<b>12.1</b>	<b>12</b>	<b>13</b>	<b>10</b>	<b>9</b>	<b>20</b>	<b>2</b>	<b>0</b>	<b>0</b>	<b>63</b>	<b>.255</b>	<b>0</b>	<b>5</b>	<b>1</b>	<b>1</b>	<b>1</b>



# TRAE DAVIS

# 3

RHP • R/R • 5-11 • 215 • SO.-1L  
MEXIA, TEXAS (MEXIA)

### CAREER HONORS

- 2010 MLB Draft Pick (Texas Rangers, 29th round)
- One-time Big 12 Commissioner's Honor Roll (Fall 2010)

### NOTES

- Named Big 12's No. 9 prospect for 2013 MLB Draft in *Baseball America's* 2012 Big 12 Preview
- Big 12's No. 35 MLB Draft prospect (*Perfect Game*)
- Earned wins in first 2 collegiate appearances, picked up all 3 wins during first 3 weekends of freshman season
- Allowed only 3 hits (all singles) over first 11.0 innings spanning first 7 outings in 2011
- Went 3-0 with 4.12 ERA in 13 outings against non-Big 12 opponents
- Has had fastball clocked at 95 mph on Baylor Ballpark radar gun
- Earned letters in baseball, basketball and football at Mexia (Texas) High School
- Honorable mention all-state QB in football, first-team all-district in basketball and baseball
- Hit .612 with 16 doubles and went 29-for-31 stealing bases in senior season at MHS
- Ranked 27th-best prospect in Texas and No. 215 nationally among 2010 high school seniors by *Perfect Game*

### CAREER WINS

- Baylor 9, Oral Roberts 4 (2/19/11) — relief
- Baylor 5, Oral Roberts 4 (2/20/11) — relief
- Baylor 12, vs. No. 21 Rice 8 (3/6/11) — relief

DATE	OPP.	IP	H	R	ER	BB	K	NP	DEC	RES
2/17	ORU									DNP
2/19	ORU-1									DNP
2/19	ORU-2									DNP
2/21	TCU									DNP
2/22	TXST	1.0	0	0	0	1	0	20	-	5-1
2/24	UCLA									DNP
2/25	UCLA	2.0	1	1	1	3	0	32	-	3-9
2/26	UCLA									DNP
2/28	SHSU									DNP
3/2	UCI									DNP
3/3	LU	2.0	4	2	1	0	0	33	-	0-8
3/3	UCI									DNP
3/4	LU									DNP
3/6	TCU	1.2	0	0	0	1	2	31	-	4-9
3/7	MSU									DNP
3/11	MEM-1									DNP
3/11	MEM-2									DNP
3/13	UTA									DNP
3/16	TTU									DNP
3/17	TTU									DNP
3/18	TTU									DNP
3/21	SHSU	0.2	3	3	3	0	0	14	-	10-3
3/23	KU									DNP
3/24	KU									DNP
3/25	KU									DNP
3/27	UH									DNP
3/30	OSU									DNP
3/31	OSU									DNP
4/1	OSU									DNP
4/5	MU									DNP
4/6	MU									DNP
4/7	MU									DNP
4/10	ULM									DNP
4/11	ULM	2.0	1	0	0	0	2	20	-	8-7
4/13	KSU									DNP
4/14	KSU									DNP
4/15	KSU									DNP
4/17	AMCC	1.0	1	0	0	0	0	14	-	15-2
4/18	AMCC									DNP
4/20	TAMU									DNP
4/21	TAMU									DNP
4/22	TAMU									DNP
4/24	UTSA									DNP
4/25	UTA									DNP
4/27	NMSU									DNP
4/28	NMSU									DNP
5/9	TXST									DNP
5/12	OU-1									DNP
5/12	OU-2									DNP
5/13	OU									DNP
5/15	UTSA	1.0	0	0	0	1	1	16	-	14-3
5/17	UT									DNP
5/18	UT									DNP
5/19	UT									DNP

### CAREER HIGHS

**Innings:** 3.0 vs. Oral Roberts (2/20/11)  
**Long Start:** 1.0 vs. Florida International (3/15/11)  
**Short Start:** 1.0 vs. Florida International (3/15/11)  
**Long Relief:** 3.0 vs. Oral Roberts (2/20/11)  
**Hits Allowed:** 3, five times  
**Runs Allowed:** 4 vs. FIU (3/15/11); vs. Missouri (4/23/11)  
**Earned Runs Allowed:** 4 vs. FIU (3/15/11); vs. MU (4/23/11)  
**Walks:** 4 at Texas State (3/8/11)  
**Strikeouts:** 5 at Texas State (3/8/11)  
**Home Runs Allowed:** 1 vs. Kansas State (3/26/11)  
**Wild Pitches:** none  
**Hit Batsmen:** 1, three times

**W-L-SV**  
**0-0-0**  
**SEASON**  
**3-1-0**  
**CAREER**

## ERA

**3.97**  
**SEASON**  
**5.70**  
**CAREER**

## IP

**11.1**  
**SEASON**  
**32.2**  
**CAREER**

## R/ER

**6/5**  
**SEASON**  
**26/21**  
**CAREER**

## K-BB

**5-6**  
**SEASON**  
**23-24**  
**CAREER**

## OBA

**.238**  
**SEASON**  
**.262**  
**CAREER**

## WHIP

**1.412**  
**SEASON**  
**1.745**  
**CAREER**

### ALL GAMES

YEAR	ERA	W-L	APP	GS	CG	SHO/CBO	SV	IP	H	R	ER	BB	SO	2B	3B	HR	BF	OBA	WP	HBP	BK	SFA	SHA
2011	6.75	3-1	17	1	0	0/0	0	21.1	23	20	16	18	18	4	0	1	105	.274	0	1	0	0	2
2012	3.97	0-0	8	0	0	0/0	0	11.1	10	6	5	6	5	2	1	0	52	.238	0	2	1	1	1
<b>TOTAL</b>	<b>5.79</b>	<b>3-1</b>	<b>25</b>	<b>1</b>	<b>0</b>	<b>0/0</b>	<b>0</b>	<b>32.2</b>	<b>33</b>	<b>26</b>	<b>21</b>	<b>24</b>	<b>23</b>	<b>6</b>	<b>1</b>	<b>1</b>	<b>157</b>	<b>.262</b>	<b>0</b>	<b>3</b>	<b>1</b>	<b>1</b>	<b>3</b>

### BIG 12 GAMES

YEAR	ERA	W-L	APP	GS	CG	SHO/CBO	SV	IP	H	R	ER	BB	SO	2B	3B	HR	BF	OBA	WP	HBP	BK	SFA	SHA
2011	37.80	0-1	4	0	0	0/0	0	1.2	7	7	7	2	2	1	0	1	14	.583	0	0	0	0	0
2012	---																						
<b>TOTAL</b>	<b>37.80</b>	<b>0-1</b>	<b>4</b>	<b>0</b>	<b>0</b>	<b>0/0</b>	<b>0</b>	<b>1.2</b>	<b>7</b>	<b>7</b>	<b>7</b>	<b>2</b>	<b>2</b>	<b>1</b>	<b>0</b>	<b>1</b>	<b>14</b>	<b>.583</b>	<b>0</b>	<b>0</b>	<b>0</b>	<b>0</b>	<b>0</b>



# MAX GARNER

# 21

RHP • R/R • 6-2 • 200 • JR.-2L  
AUSTIN, TEXAS (LAKE TRAVIS)

**CAREER HONORS**

- 2011 Second-Team All-Big 12 (*Waco Tribune-Herald*)

**NOTES**

- Big 12's No. 49 MLB Draft prospect (*Perfect Game*)
- Earned saves in 10 consecutive outings, including 7 saves in Big 12 play
- Leads Big 12 in saves despite not recording first win until April 5; has clinched Big 12 lead with 7 saves in league play
- Became first player in program history to save all 3 games of a Big 12 series when he did so vs. Texas A&M
- Picked up saves in first two games in Missouri series and last two games of Kansas State series
- Earned 1st win as starter with career-highs 6.1 IP and 9 strikeouts to complete sweep vs. Texas Tech (3/18/12)
- Picked up first win of season with 1-2-3 8th inning in relief vs. Memphis (3/11/12)
- Worked out of bullpen in first 41 career appearances before making first start vs. Oral Roberts (2/19/12)
- Tied record for most appearances by Baylor sophomore with 29 in 2011
- Sat out all of 2010 season recovering from life-threatening medical condition (ulcerative colitis)
- Led team with 2.31 ERA and .200 opponents' batting average in Big 12 play in 2011
- Did not allow a HR to first 200 batters faced before giving up 2-run HR to final batter faced in 2011

**CAREER SAVES**

- Baylor 8, Louisiana Tech 4 (3/10/11)
- Baylor 7, No. 8 Texas 6 (4/9/11)
- Baylor 12, at No. 5 Texas A&M 1 (4/16/11)
- Baylor 6, Missouri 3 (4/22/11)
- Baylor 2, at Nebraska 0 (5/1/11)
- Baylor 5, at No. 19 Oklahoma State 3 (5/15/11)
- Baylor 4, No. 13 Oklahoma 2 (5/19/11)
- Baylor 6, vs. California 4 (6/3/11)

**CAREER SAVES (CON'T.)**

- Baylor 3, at Missouri 1 (4/5/12)
- Baylor 5, at Missouri 3 (4/6/12)
- Baylor 8, Louisiana-Monroe 7 (4/11/12)
- Baylor 14, at Kansas State 12 (4/14/12)
- Baylor 12, at Kansas State 11 (4/15/12)
- Baylor 5, at No. 2 Texas A&M 3 (4/20/12)
- Baylor 1, vs. No. 2 Texas A&M 0 (4/21/12)
- Baylor 7, vs. No. 2 Texas A&M 5 (4/22/12)
- Baylor 6, vs. UT Arlington 4 (4/25/12)
- Baylor 3, at Texas State 0 (5/9/12)

**CAREER HIGHS**

**Innings:** 6.1 vs. Texas Tech (3/18/12)  
**Long Start:** 6.1 vs. Texas Tech (3/18/12)  
**Short Start:** 3.1 vs. Oral Roberts (2/19/12)  
**Long Relief:** 5.1 vs. California (6/6/11)  
**Hits Allowed:** 7 vs. California (6/6/11)  
**Runs Allowed:** 5 vs. Dallas Baptist (4/8/09)  
**Earned Runs Allowed:** 4 vs. California (6/6/11)  
**Walks:** 3 vs. Dallas Baptist (4/8/09)  
**Strikeouts:** 9 vs. Texas Tech (3/18/12)  
**Home Runs Allowed:** 1, three times  
**Wild Pitches:** 2 vs. Texas A&M (3/15/09)  
**Hit Batsmen:** 2, four times

**W-L-SV**  
**2-2-10**  
**SEASON**  
**4-6-18**  
**CAREER**

DATE	OPP.	IP	H	R	ER	BB	K	NP	DEC	RES
2/17	ORU									DNP
2/19	ORU-1	*3.1	4	2	2	1	3	66	ND	3-2
2/19	ORU-2									DNP
2/21	TCU									DNP
2/22	TXST									DNP
2/24	UCLA									DNP
2/25	UCLA	*4.0	6	3	3	2	1	68	ND	3-9
2/26	UCLA									DNP
2/28	SHSU									DNP
3/2	UCI									DNP
3/3	LU	*4.0	8	6	6	2	5	82	L	0-8
3/3	UCI									DNP
3/4	LU									DNP
3/6	TCU									DNP
3/7	MSU									DNP
3/11	MEM-1	1.0	0	0	0	0	0	9	W	2-1
3/11	MEM-2									DNP
3/13	UTA	0.2	2	3	2	1	0	20	L	4-5
3/16	TTU									DNP
3/17	TTU									DNP
3/18	TTU	*6.1	6	1	0	1	9	96	W	8-1
3/21	SHSU									DNP
3/23	KU									DNP
3/24	KU									DNP
3/25	KU	*4.1	4	3	2	1	5	72	ND	8-6
3/27	UH									DNP
3/30	OSU									DNP
3/31	OSU									DNP
4/1	OSU	*5.1	5	3	3	1	4	70	ND	5-4
4/5	MU	0.2	0	0	0	0	0	10	SV	3-1
4/6	MU	1.0	0	0	0	1	2	16	SV	5-3
4/7	MU									DNP
4/10	ULM									DNP
4/11	ULM	1.0	1	1	1	1	0	20	SV	8-7
4/13	KSU									DNP
4/14	KSU	2.0	1	0	0	1	2	33	SV	14-12
4/15	KSU	1.0	0	0	0	0	2	16	SV	12-11
4/17	AMCC									DNP
4/18	AMCC									DNP
4/20	TAMU	2.0	0	0	0	0	2	29	SV	5-3
4/21	TAMU	1.0	1	0	0	0	1	14	SV	1-0
4/22	TAMU	0.2	0	0	0	0	1	5	SV	7-5
4/24	UTSA									DNP
4/25	UTA	0.2	0	0	0	2	1	22	SV	6-4
4/27	NMSU									DNP
4/28	NMSU									DNP
5/9	TXST	1.0	2	0	0	0	1	16	SV	3-0
5/12	OU-1									DNP
5/12	OU-2									DNP
5/13	OU	0.2	2	4	4	2	0	28	-	6-12
5/15	UTSA									DNP
5/17	UT									DNP
5/18	UT									DNP
5/19	UT									DNP

**ERA**

**5.09**  
**SEASON**  
**4.53**  
**CAREER**

**IP**

**40.2**  
**SEASON**  
**99.1**  
**CAREER**

**R/ER**

**26/23**  
**SEASON**  
**59/50**  
**CAREER**

**K-BB**

**39-16**  
**SEASON**  
**89-42**  
**CAREER**

**OBA**

**.271**  
**SEASON**  
**.262**  
**CAREER**

**WHIP**


**1.426**  
**SEASON**  
**1.389**  
**CAREER**

**ALL GAMES**

YEAR	ERA	W-L	APP	GS	CG	SHO/CBO	SV	IP	H	R	ER	BB	SO	2B	3B	HR	BF	OBA	WP	HBP	BK	SFA	SHA
2009	9.31	0-0	12	0	0	0/0	0	9.2	12	13	10	9	8	1	1	2	53	.308	1	3	1	2	0
2011	3.12	2-4	29	0	0	0/1	8	49.0	42	20	17	17	42	12	1	1	201	.243	4	5	1	2	4
2012	5.09	2-2	19	6	0	0/2	10	40.2	42	26	23	16	39	7	0	2	192	.271	2	12	0	4	5
<b>TOTAL</b>	<b>4.53</b>	<b>4-6</b>	<b>60</b>	<b>6</b>	<b>0</b>	<b>0/3</b>	<b>18</b>	<b>99.1</b>	<b>96</b>	<b>59</b>	<b>50</b>	<b>42</b>	<b>89</b>	<b>20</b>	<b>2</b>	<b>5</b>	<b>446</b>	<b>.262</b>	<b>7</b>	<b>20</b>	<b>2</b>	<b>8</b>	<b>9</b>

**BIG 12 GAMES**

YEAR	ERA	W-L	APP	GS	CG	SHO/CBO	SV	IP	H	R	ER	BB	SO	2B	3B	HR	BF	OBA	WP	HBP	BK	SFA	SHA
2009	5.40	0-0	2	0	0	0/0	0	1.2	1	1	1	0	0	0	0	1	7	.167	0	1	0	0	0
2011	2.31	1-3	14	0	0	0/1	6	23.1	16	7	6	9	23	5	0	0	94	.200	2	3	1	1	1
2012	3.24	1-0	11	3	0	0/1	7	25.0	19	11	9	7	28	3	0	0	108	.211	1	7	0	2	2
<b>TOTAL</b>	<b>2.88</b>	<b>2-3</b>	<b>27</b>	<b>3</b>	<b>0</b>	<b>0/2</b>	<b>13</b>	<b>50.0</b>	<b>36</b>	<b>19</b>	<b>16</b>	<b>16</b>	<b>51</b>	<b>8</b>	<b>0</b>	<b>1</b>	<b>209</b>	<b>.205</b>	<b>3</b>	<b>11</b>	<b>1</b>	<b>3</b>	<b>3</b>



# JOEY HAINSFURTHER 1

RHP/C • S/R • 5-11 • 185 • SR-L  
DALLAS, TEXAS (HIGHLAND PARK)

\*\*\*HAINSFURTHER HAS SEPARATE PLAYER PAGE AMONG HITTERS\*\*\*

**CAREER HONORS**

- 2010 Honorable Mention All-Big 12 (coaches)
- 2009 Houston College Classic All-Tournament
- 2009 QTI Baylor Classic All-Tournament
- 2009 Big 12 Conference All-Championship
- 2008 MLB Draft Pick (San Francisco Giants, 46th round)
- Four-time Big 12 Commissioner's Honor Roll (Fall 2009-10, Spring 2010-11)

**NOTES**

- Has pitched more than twice as much this season (33.2 innings) as first three seasons at Baylor combined (15.0 innings)
- Made 1st start of career at SHSU (3/21/12) and worked career-long 5.0 shutout innings on only 52 pitches
- Started at Houston (3/27/12) and threw career-high 77 pitches in 4.0 innings with 0 earned runs allowed
- Made 1st Big 12 start in series finale at Missouri and struck out side in 1st and 2nd innings.
- Worked 4.1 innings of shutout relief with game tied in series finale vs. Oklahoma State (4/1/12) – Bears won in 13th
- Pitched scoreless 8th & 9th innings to get 1st career win vs. ORU (2/19/12) in first outing since May 29, 2010
- Worked final 2.0 innings vs. No. 15 TCU (2/21/12) to earn 1st save of season
- Has allowed no earned runs in 14 of 23 career appearances
- Made 5 relief appearances in each of first 2 seasons, but didn't pitch at all in 2011
- Recorded save against Kansas by working 2.2 shutout innings in 2010 Big 12 Tournament

**CAREER WINS**

- Baylor 3, Oral Roberts 2 (2/19/12) – relief
- Baylor 10, Sam Houston State 3 (3/21/12) – start

**CAREER SAVES**

- Baylor 6, vs. Kansas 3 (5/29/10)
- Baylor 7, vs. Kansas 1 (2/21/12)

**CAREER HIGHS**

**Innings:** 5.0 at Sam Houston State (3/21/12)  
**Long Start:** 5.0 at Sam Houston State (3/21/12)  
**Short Start:** 2.1 at Missouri (4/7/12)  
**Long Relief:** 4.1 vs. Oklahoma State (4/1/12)  
**Hits Allowed:** 8 at Kansas State (4/15/12)  
**Runs Allowed:** 8 at Kansas State (4/15/12)  
**Earned Runs Allowed:** 6 at Kansas State (4/15/12)  
**Walks:** 2 vs. Lamar (3/4/12)  
**Strikeouts:** 6 at Missouri (4/7/12)  
**Home Runs Allowed:** 1 vs. TSU (4/22/09); vs. DBU (5/18/10)  
**Wild Pitches:** 1, twice  
**Hit Batsmen:** 2 at Missouri (4/7/12); at Kansas State (4/15/12)

**W-L-SV**  
**2-0-1**  
**SEASON**  
**2-0-2**  
**CAREER**

DATE	OPP.	IP	H	R	ER	BB	K	NP	DEC	RES
2/17	ORU									DNP
2/19	ORU-1	2.0	1	0	0	0	2	23	W	3-2
2/19	ORU-2									DNP
2/21	TCU	2.0	2	1	1	1	0	26	SV	7-1
2/22	TXST									DNP
2/24	UCLA									DNP
2/25	UCLA	0.1	1	0	0	1	1	10	-	3-9
2/26	UCLA	0.1	1	0	0	0	1	8	-	6-8
2/28	SHSU									DNP
3/2	UCI									DNP
3/3	LU									DNP
3/3	UCI									DNP
3/4	LU	1.1	1	1	1	2	0	36	-	7-8
3/6	TCU									DNP
3/7	MSU									DNP
3/11	MEM-1									DNP
3/11	MEM-2									DNP
3/13	UTA									DNP
3/16	TTU									DNP
3/17	TTU									DNP
3/18	TTU									DNP
3/21	SHSU	*5.0	2	0	0	1	3	52	W	10-3
3/23	KU									DNP
3/24	KU									DNP
3/25	KU									DNP
3/27	UH	*4.0	5	3	0	1	2	77	ND	14-5
3/30	OSU									DNP
3/31	OSU									DNP
4/1	OSU	4.1	5	0	0	0	1	47	-	5-4
4/5	MU									DNP
4/6	MU									DNP
4/7	MU	*2.1	6	3	3	0	6	56	ND	12-7
4/10	ULM									DNP
4/11	ULM									DNP
4/13	KSU									DNP
4/14	KSU									DNP
4/15	KSU	*4.2	8	8	6	1	3	97	ND	12-11
4/17	AMCC									DNP
4/18	AMCC									DNP
4/20	TAMU									DNP
4/21	TAMU									DNP
4/22	TAMU	*4.1	8	2	2	1	3	74	ND	7-5
4/24	UTSA									DNP
4/25	UTA									DNP
4/27	NMSU	1.0	2	0	0	0	1	19	-	5-0
4/28	NMSU									DNP
5/9	TXST									DNP
5/12	OU-1									DNP
5/12	OU-2									DNP
5/13	OU	2.0	4	2	2	1	3	36	-	6-12
5/15	UTSA									DNP
5/17	UT									DNP
5/18	UT									DNP
5/19	UT									DNP

**ERA**

**4.01**  
**SEASON**  
**3.88**  
**CAREER**

**IP**

**33.2**  
**SEASON**  
**48.2**  
**CAREER**

**R/ER**

**20/15**  
**SEASON**  
**29/21**  
**CAREER**

**K-BB**

**26-9**  
**SEASON**  
**39-15**  
**CAREER**

**OBA**

**.333**  
**SEASON**  
**.318**  
**CAREER**

**WHIP**


**1.634**  
**SEASON**  
**1.582**  
**CAREER**

**ALL GAMES**

YEAR	ERA	W-L	APP	GS	CG	SHO/CBO	SV	IP	H	R	ER	BB	SO	2B	3B	HR	BF	OBA	WP	HBP	BK	SFA	SHA
2009	2.70	0-0	5	0	0	0/0	0	6.2	7	3	2	3	8	2	0	1	31	.259	0	0	0	1	0
2010	4.32	0-0	5	0	0	0/0	1	8.1	9	6	4	3	5	1	0	1	36	.300	0	1	0	1	1
2012	4.01	2-0	13	5	0	0/1	1	33.2	46	20	15	9	26	10	1	0	159	.333	2	6	0	3	3
<b>TOTAL</b>	<b>3.88</b>	<b>2-0</b>	<b>23</b>	<b>5</b>	<b>0</b>	<b>0/1</b>	<b>2</b>	<b>48.2</b>	<b>62</b>	<b>29</b>	<b>21</b>	<b>15</b>	<b>39</b>	<b>13</b>	<b>1</b>	<b>2</b>	<b>226</b>	<b>.318</b>	<b>2</b>	<b>7</b>	<b>0</b>	<b>5</b>	<b>4</b>

**BIG 12 GAMES**

YEAR	ERA	W-L	APP	GS	CG	SHO/CBO	SV	IP	H	R	ER	BB	SO	2B	3B	HR	BF	OBA	WP	HBP	BK	SFA	SHA
2010	0.00	0-0	1	0	0	0/0	0	2.0	2	0	0	0	0	0	0	0	8	.250	0	0	0	0	0
2012	6.62	0-0	5	3	0	0/0	0	17.2	31	15	13	3	16	7	1	0	89	.392	1	5	0	1	1
<b>TOTAL</b>	<b>5.95</b>	<b>0-0</b>	<b>6</b>	<b>3</b>	<b>0</b>	<b>0/0</b>	<b>0</b>	<b>19.2</b>	<b>33</b>	<b>15</b>	<b>13</b>	<b>3</b>	<b>16</b>	<b>7</b>	<b>1</b>	<b>0</b>	<b>97</b>	<b>.379</b>	<b>1</b>	<b>5</b>	<b>0</b>	<b>1</b>	<b>1</b>



# BRAD KUNTZ

# 11

LHP • R/L • 6-2 • 195 • SO.-1L  
AUSTIN, TEXAS (LAKE TRAVIS)

### CAREER HONORS

- Three-time Big 12 Commissioner's Honor Roll (Fall 2010-11, Spring 2011)

### NOTES

- Allowed leadoff single and held next 18 batters hitless in win vs. TAMU-Corpus Christi (4/18/12)
- Earned first save of season by striking out 2 in 9-pitch 1-2-3 9th inning vs. Louisiana-Monroe (4/10/12)
- Picked up win with 3.0 shutout innings and career-high-tying 6 strikeouts in OSU series opener (3/30/12)
- Struck out first 3 batters faced in 1.1 perfect innings of relief vs. Kansas (3/23/12)
- Earned win by retiring all 6 batters faced in scoreless 8th & 9th innings vs. Texas Tech (3/17/12)
- Took tough-luck loss with 1 R allowed in 3.1 innings of relief vs. Michigan State (3/7/12)
- Earned 1st win vs. Oral Roberts (2/19/12) in 2nd career start — retired first 10 batters in order
- Led team with 4.0 strikeout-to-walk ratio as freshman in 2011
- Struck out 4 batters in 2.0 innings of shutout relief vs. No. 4 TCU in collegiate debut
- Posted school-record 205 strikeouts in 98.1 IP during senior season at Lake Travis High School in Austin, Texas

### CAREER WINS

- Baylor 8, Oral Roberts 1 (2/19/12) — start
- Baylor 4, Texas Tech 3 (3/17/12) — relief
- Baylor 7, Oklahoma State 3 (3/30/12) — relief
- Baylor 11, Texas A&M-Corpus Christi 1 (4/18/12) — start

### CAREER SAVES

- Baylor 12, at Kansas 4 (4/3/11)
- Baylor 7, Louisiana-Monroe 5 (4/10/12)

### CAREER HIGHS

**Innings:** 5.0, three times  
**Long Start:** 5.0, three times  
**Short Start:** 1.0 at UT Arlington (4/12/11)  
**Long Relief:** 4.0 vs. UTSA (3/29/11)  
**Hits Allowed:** 6 at UCLA (2/26/12)  
**Runs Allowed:** 5 vs. Texas Tech (3/19/11); vs. Lamar (3/4/12)  
**Earned Runs Allowed:** 5 vs. TCU (3/19/11); vs. Lamar (3/4/12)  
**Walks:** 4 vs. Texas A&M-Corpus Christi (4/18/12)  
**Strikeouts:** 6, three times  
**Home Runs Allowed:** 1 vs. Lamar (3/4/12)  
**Wild Pitches:** 2 at UCLA (2/26/12)  
**Hit Batsmen:** 1, five times

**W-L-SV**  
**4-2-1**  
**SEASON**  
**4-3-2**  
**CAREER**

DATE	OPP.	IP	H	R	ER	BB	K	NP	DEC	RES
2/17	ORU									DNP
2/19	ORU-1									DNP
2/19	ORU-2	*5.0	2	1	1	1	6	85	W	8-1
2/21	TCU									DNP
2/22	TXST									DNP
2/24	UCLA									DNP
2/25	UCLA									DNP
2/26	UCLA	*5.0	6	4	4	2	1	75	ND	6-8
2/28	SHSU									DNP
3/2	UCI									DNP
3/3	LU									DNP
3/3	UCI									DNP
3/4	LU	*2.1	4	5	5	2	4	63	L	7-8
3/6	TCU									DNP
3/7	MSU	3.1	3	1	1	3	4	59	L	0-4
3/11	MEM-1									DNP
3/11	MEM-2	0.1	0	0	0	0	1	5	-	7-3
3/13	UTA									DNP
3/16	TTU									DNP
3/17	TTU	2.0	0	0	0	0	1	22	W	4-3
3/18	TTU									DNP
3/21	SHSU	1.1	1	0	0	1	1	16	-	10-3
3/23	KU	1.1	0	0	0	0	3	15	-	10-2
3/24	KU									DNP
3/25	KU	0.1	2	2	2	0	0	20	-	8-6
3/27	UH									DNP
3/30	OSU	3.0	2	0	0	0	6	52	W	7-4
3/31	OSU									DNP
4/1	OSU	1.2	2	0	0	1	1	31	-	5-4
4/5	MU									DNP
4/6	MU	0.2	1	2	1	3	1	33	-	5-3
4/7	MU									DNP
4/10	ULM	1.0	0	0	0	0	2	9	SV	7-5
4/11	ULM									DNP
4/13	KSU									DNP
4/14	KSU	0.2	2	4	1	2	0	24	-	14-12
4/15	KSU									DNP
4/17	AMCC									DNP
4/18	AMCC	*5.0	1	1	1	4	2	73	W	11-1
4/20	TAMU									DNP
4/21	TAMU									DNP
4/22	TAMU									DNP
4/24	UTSA	1.1	0	0	0	1	1	32	-	1-4
4/25	UTA									DNP
4/27	NMSU									DNP
4/28	NMSU									DNP
5/9	TXST									DNP
5/12	OU-1									DNP
5/12	OU-2									DNP
5/13	OU									DNP
5/15	UTSA	*4.0	5	3	2	0	6	72	ND	14-3
5/17	UT									DNP
5/18	UT									DNP
5/19	UT									DNP

## ERA

**4.23**  
SEASON  
**4.19**  
CAREER

## IP

**38.1**  
SEASON  
**62.1**  
CAREER

## R/ER

**23/18**  
SEASON  
**36/29**  
CAREER

## K-BB

**40-20**  
SEASON  
**68-27**  
CAREER

## OBA

**.218**  
SEASON  
**.248**  
CAREER

## WHIP

**1.330**  
SEASON  
**1.396**  
CAREER

### ALL GAMES

YEAR	ERA	W-L	APP	GS	CG	SHO/CBO	SV	IP	H	R	ER	BB	SO	2B	3B	HR	BF	OBA	WP	HBP	BK	SFA	SHA
2011	4.12	0-1	14	1	0	0/0	1	24.0	29	13	11	7	28	1	0	0	111	.290	1	3	1	0	1
2012	4.23	4-2	17	5	0	0/0	1	38.1	31	23	18	20	40	4	2	1	164	.218	5	2	3	0	0
<b>TOTAL</b>	<b>4.19</b>	<b>4-3</b>	<b>31</b>	<b>6</b>	<b>0</b>	<b>0/0</b>	<b>2</b>	<b>62.1</b>	<b>60</b>	<b>36</b>	<b>29</b>	<b>27</b>	<b>68</b>	<b>5</b>	<b>2</b>	<b>1</b>	<b>275</b>	<b>.248</b>	<b>6</b>	<b>5</b>	<b>4</b>	<b>0</b>	<b>1</b>

### BIG 12 GAMES

YEAR	ERA	W-L	APP	GS	CG	SHO/CBO	SV	IP	H	R	ER	BB	SO	2B	3B	HR	BF	OBA	WP	HBP	BK	SFA	SHA
2011	9.39	0-1	4	0	0	0/0	1	7.2	12	9	8	4	9	1	0	0	40	.353	0	1	0	0	1
2012	3.72	2-0	7	0	0	0/0	0	9.2	9	8	4	6	12	0	0	0	45	.231	0	0	1	0	0
<b>TOTAL</b>	<b>6.23</b>	<b>2-1</b>	<b>11</b>	<b>0</b>	<b>0</b>	<b>0/0</b>	<b>1</b>	<b>17.1</b>	<b>21</b>	<b>17</b>	<b>12</b>	<b>10</b>	<b>21</b>	<b>1</b>	<b>0</b>	<b>0</b>	<b>85</b>	<b>.288</b>	<b>0</b>	<b>1</b>	<b>1</b>	<b>0</b>	<b>1</b>



# DILLON NEWMAN

# 28

RHP • R/R • 6-2 • 195 • SO-1L  
BELTON, TEXAS (BELTON)

### CAREER HONORS

- 2010 MLB Draft Pick (New York Mets, 49th round)
- One-time Big 12 Commissioner's Honor Roll (Fall 2010)

### NOTES

- Pitched 3.0 shutout innings of relief with score tied 1-1 in series finale at Texas (5/19/12)
- Picked up 3rd win in as many appearances with 2.2 shutout innings of relief in series finale at K-State (4/14/12)
- Notched 2nd win of season with 2.1 innings of shutout relief vs. Louisiana-Monroe (4/11/12)
- Earned win with 3.0 innings and only an unearned run allowed in 12-7 series finale win at Missouri (4/7/12)
- Retired all 15 batters faced with career-high 5 strikeouts in 5.0 innings of perfect relief at UTA (3/13/12)
- Made first start of season and allowed 1 ER in 2.1 innings at TCU (3/6/12)
- Earned 2nd save by working 8th and 9th innings of win vs. UC Irvine (3/2/12)
- Retired first 7 batters in order before running into trouble in series finale at No. 22 UCLA (2/26/12)
- Retired side in order with 2 Ks to record 1st career save in 2012 season opener vs. Oral Roberts (2/17)
- Struck out last 4 batters in order to close out win vs. Texas State (2/22/12)
- Led all freshmen with 27.1 innings of work in 2011
- Baylor's 2nd-most used reliever with 25.1 relief innings last season
- Gave up 4 ER in first outing, then allowed 6 ER over final 12 appearances combined in 2011

### CAREER WINS

- Baylor 12, Louisiana Tech 8 (3/12/11) – relief
- Baylor 12, at Missouri (4/7/12) – relief
- Baylor 8, Louisiana-Monroe 7 (4/11/12) – relief
- Baylor 12, at Kansas State 11 (4/15/12) – relief

### CAREER SAVES

- Baylor 3, Oral Roberts 2 (2/17/12)
- Baylor 4, UC Irvine 2 (3/2/12)

### CAREER HIGHS

**Innings:** 5.0 at UT Arlington (3/13/12)  
**Long Start:** 2.1 at TCU (3/6/12)  
**Short Start:** 2.0 vs. Lamar (3/30/11)  
**Long Relief:** 5.0 at UT Arlington (3/13/12)  
**Hits Allowed:** 8 vs. Oral Roberts (2/19/11)  
**Runs Allowed:** 4 vs. Oral Roberts (2/19/11); at UCLA (2/26/12)  
**Earned Runs Allowed:** 4 vs. ORU (2/19/11); at UCLA (2/26/12)  
**Walks:** 3 vs. Kansas (3/25/12)  
**Strikeouts:** 5 at Georgia (2/26/11); at UT Arlington (3/13/12)  
**Home Runs Allowed:** 1 vs. TTU (3/19/11); vs. Kansas (3/25/12)  
**Wild Pitches:** 1 vs. Texas Tech (3/17/12)  
**Hit Batsmen:** 1, five times

**W-L-SV**  
**3-2-2**  
**SEASON**  
**4-3-2**  
**CAREER**

DATE	OPP.	IP	H	R	ER	BB	K	NP	DEC	RES
2/17	ORU	1.0	0	0	0	0	2	14	SV	3-2
2/19	ORU-1				DNP					
2/19	ORU-2				DNP					
2/21	TCU				DNP					
2/22	TXST	1.1	1	0	0	0	4	17	-	5-1
2/24	UCLA				DNP					
2/25	UCLA				DNP					
2/26	UCLA	2.2	4	4	4	0	3	47	L	6-8
2/28	SHSU				DNP					
3/2	UCI	2.0	3	1	1	0	2	31	SV	4-2
3/3	LU				DNP					
3/3	UCI				DNP					
3/4	LU				DNP					
3/6	TCU	*2.1	5	2	1	1	1	48	ND	4-9
3/7	MSU				DNP					
3/11	MEM-1				DNP					
3/11	MEM-2				DNP					
3/13	UTA	5.0	0	0	0	0	5	71	-	4-5
3/16	TTU				DNP					
3/17	TTU	1.0	2	0	0	1	0	17	-	4-3
3/18	TTU				DNP					
3/21	SHSU				DNP					
3/23	KU				DNP					
3/24	KU				DNP					
3/25	KU	3.0	4	1	1	3	4	60	-	8-6
3/27	UH				DNP					
3/30	OSU				DNP					
3/31	OSU	1.0	1	0	0	0	0	8	-	3-2
4/1	OSU				DNP					
4/5	MU				DNP					
4/6	MU				DNP					
4/7	MU	3.0	2	1	0	0	3	56	W	12-7
4/10	ULM				DNP					
4/11	ULM	2.1	1	0	0	0	3	33	W	8-7
4/13	KSU				DNP					
4/14	KSU	2.2	2	0	0	1	3	41	W	12-11
4/15	KSU				DNP					
4/17	AMCC				DNP					
4/18	AMCC				DNP					
4/20	TAMU				DNP					
4/21	TAMU				DNP					
4/22	TAMU	1.0	1	3	0	0	1	23	-	7-5
4/24	UTSA				DNP					
4/25	UTA	0.0	2	1	1	0	0	14	-	6-4
4/27	NMSU				DNP					
4/28	NMSU				DNP					
5/9	TXST	3.2	1	0	0	0	2	39	-	3-0
5/12	OU-1	0.2	2	1	1	1	1	13	L	0-1
5/12	OU-2				DNP					
5/13	OU				DNP					
5/15	UTSA				DNP					
5/17	UT				DNP					
5/18	UT				DNP					
5/19	UT	3.0	1	0	0	0	2	42	-	1-2

**ERA**

**2.27**  
SEASON  
**2.71**  
CAREER

**IP**

**35.2**  
SEASON  
**63.0**  
CAREER

**R/ER**

**14/9**  
SEASON  
**25/19**  
CAREER

**K-BB**

**36-7**  
SEASON  
**53-13**  
CAREER

**OBA**

**.242**  
SEASON  
**.264**  
CAREER

**WHIP**

**1.093**  
SEASON  
**1.206**  
CAREER

### ALL GAMES

YEAR	ERA	W-L	APP	GS	CG	SHO/CBO	SV	IP	H	R	ER	BB	SO	2B	3B	HR	BF	OBA	WP	HBP	BK	SFA	SHA
2011	3.29	1-1	13	1	0	0/0	0	27.1	31	11	10	6	17	8	1	1	120	.290	0	3	0	1	3
2012	2.27	3-2	17	1	0	0/1	2	35.2	32	14	9	7	36	6	0	1	148	.242	2	2	0	4	3
<b>TOTAL</b>	<b>2.71</b>	<b>4-3</b>	<b>30</b>	<b>2</b>	<b>0</b>	<b>0/1</b>	<b>2</b>	<b>63.0</b>	<b>63</b>	<b>25</b>	<b>19</b>	<b>13</b>	<b>53</b>	<b>14</b>	<b>1</b>	<b>2</b>	<b>268</b>	<b>.264</b>	<b>2</b>	<b>5</b>	<b>0</b>	<b>5</b>	<b>6</b>

### BIG 12 GAMES

YEAR	ERA	W-L	APP	GS	CG	SHO/CBO	SV	IP	H	R	ER	BB	SO	2B	3B	HR	BF	OBA	WP	HBP	BK	SFA	SHA
2011	4.76	0-0	4	0	0	0/0	0	5.2	8	3	3	1	2	3	0	1	28	.348	0	2	0	0	2
2012	1.17	2-1	8	0	0	0/0	0	15.1	15	6	2	6	14	0	0	1	69	.263	1	1	0	2	3
<b>TOTAL</b>	<b>2.14</b>	<b>2-1</b>	<b>12</b>	<b>0</b>	<b>0</b>	<b>0/0</b>	<b>0</b>	<b>21.0</b>	<b>23</b>	<b>9</b>	<b>5</b>	<b>7</b>	<b>16</b>	<b>3</b>	<b>0</b>	<b>2</b>	<b>97</b>	<b>.288</b>	<b>1</b>	<b>3</b>	<b>0</b>	<b>2</b>	<b>5</b>



# JOSH TURLEY

# 32

LHP/OF • L/L • 6-0 • 190 • JR.-2L  
TEXARKANA, TEXAS (TEXAS)

**CAREER HONORS**

- 2012 Big 12 Pitcher of the Week (April 9)
- 2011 NCAA Houston Regional All-Tournament

- 2009 MLB Draft Pick (Milwaukee Brewers, 36th round)
- Three-time Big 12 Commissioner's Honor Roll (Spring 2010-11, Fall 2011)

**NOTES**

- Has allowed 0 or 1 earned run in 9 of 13 starts this season
- Only Big 12 pitcher to post 6 wins without a loss in Big 12 play (6-0), also led league with 1.92 ERA in conference games
- Baylor has won 12 of 13 starts in 2012 (ORU, at UCLA, UC Irvine, Memphis, TTU, KU, OSU, at Missouri, at KSU, at A&M, NMSU, Texas)
- Ranks 3rd in program history with 2.93 career ERA in Big 12 play
- Gone 5-0 and allowed 5 total ER in 45.2 innings (0.99 ERA) over last 6 starts; went 7.0 shutout innings in no-decision at Oklahoma (5/12/12)
- Had no-hitter through 7.1 IP in win vs. No. 25 New Mexico State
- Allowed 1 ER in 7.0 innings to pick up win at No. 2 Texas A&M (4/20/12) and 1 ER in 7.0 innings of win vs. Texas (5/17/12)
- Pitched Baylor's first complete game of year and earned 4th Big 12 win of season with 1 ER allowed at K-State (4/13/12)
- Notched 4th win of season with 8.1 innings and 1 R allowed at Missouri (4/5/12) – faced only 1 batter over minimum thru 8 IP
- Had walk-off RBI single as pinch hitter in 13th inning of series finale vs. Oklahoma State (4/11/12)
- Struck out career-high 11 and allowed 1 R in 7.0 IP of 2-1 win vs. Memphis (3/11/12)
- Has worked at least 5.2 innings in 21 of last 23 starts
- Has allowed three or fewer earned runs in 27 of 29 career starts
- Holds Baylor record for fewest walks allowed per 9 innings in Big 12 season (1.36 in 2011), ranks 2nd for career (1.99)
- Finished 15th in Big 12 with 3.39 ERA in 2011
- Named to 2011 Houston Regional All-Tournament team after 3-2 complete game win at No. 8 Rice

**CAREER WINS**

- Baylor 3, Texas State 2 (2/26/10) – relief
- Baylor 12, Oral Roberts 8 (3/7/10) – relief
- Baylor 4, UTSA 3 (3/24/10) – relief
- Baylor 12, at Texas Tech 5 (5/16/10) – relief
- Baylor 6, Louisiana Tech 2 (3/13/11) – start
- Baylor 7, No. 8 Texas 6 (4/9/11) – start
- Baylor 8, at No. 19 Oklahoma State 1 (5/14/11) – start

**CAREER WINS (CON'T.)**

- Baylor 3, at No. 9 Rice 2 (6/4/11) – start
- Baylor 4, UC Irvine 2 (3/2/12) – start
- Baylor 9, Texas Tech 4 (3/16/12) – start
- Baylor 10, Kansas 2 (3/23/12) – start
- Baylor 3, at Missouri 1 (4/5/12) – start
- Baylor 5, at Kansas State 2 (4/13/12) – start
- Baylor 5, at No. 2 Texas A&M (4/20/12) – start
- Baylor 5, No. 25 New Mexico State 0 (4/27/12) – start
- Baylor 16, Texas 5 (5/18/12) – start

**CAREER HIGHS**

**Innings:** 9.0 at Rice (6/4/11); at Kansas State (4/13/12)  
**Long Start:** 9.0 at Rice (6/4/11); at Kansas State (4/13/12)  
**Short Start:** 2.1 vs. NW State (4/7/10); at UTA (4/13/10)  
**Long Relief:** 4.0 vs. Oral Roberts (3/7/10)  
**Hits Allowed:** 10 vs. Kansas State (3/26/11)  
**Runs Allowed:** 5 vs. Texas A&M (4/15/11)  
**Earned Runs Allowed:** 4 vs. TAMU (4/15/11); vs. TTU (3/16/12)  
**Walks:** 3, three times  
**Strikeouts:** 11 vs. Memphis (3/11/12)  
**Home Runs Allowed:** 1, seven times  
**Wild Pitches:** 1, nine times  
**Hit Batsmen:** 2 vs. WKU (2/28/10); at Rice (6/4/11)

**CAREER SAVES**

- Baylor 9, Duke 3 (2/19/10)

**W-L-SV**  
**8-0-0**  
**SEASON**  
**16-5-1**  
**CAREER**

DATE	OPP.	IP	H	R	ER	BB	K	NP	DEC	RES
2/17	ORU	*4.2	5	2	0	1	2	60	ND	3-2
2/19	ORU-1	DNP								
2/19	ORU-2	DNP								
2/21	TCU	DNP								
2/22	TXST	DNP								
2/24	UCLA	*4.0	6	2	2	1	4	71	ND	15-3
2/25	UCLA	DNP								
2/26	UCLA	DNP								
2/28	SHSU	DNP								
3/2	UCI	*7.0	4	1	1	3	6	102	W	4-2
3/3	LU	DNP								
3/3	UCI	DNP								
3/4	LU	DNP								
3/6	TCU	DNP								
3/7	MSU	DNP								
3/11	MEM-1	*7.0	5	1	1	1	11	93	ND	2-1
3/11	MEM-2	DNP								
3/13	UTA	DNP								
3/16	TTU	*6.1	9	4	4	0	4	101	W	9-4
3/17	TTU	DNP								
3/18	TTU	DNP								
3/21	SHSU	DNP								
3/23	KU	*5.2	6	0	0	3	4	91	W	10-2
3/24	KU	DNP								
3/25	KU	DNP								
3/27	UH	DNP								
3/30	OSU	*6.0	9	4	3	2	5	97	ND	7-4
3/31	OSU	DNP								
4/1	OSU	DNP								
4/5	MU	*8.1	6	1	1	1	5	92	W	3-1
4/6	MU	DNP								
4/7	MU	DNP								
4/10	ULM	DNP								
4/11	ULM	DNP								
4/13	KSU	*9.0	6	2	1	0	6	116	W	5-2
4/14	KSU	DNP								
4/15	KSU	DNP								
4/17	AMCC	DNP								
4/18	AMCC	DNP								
4/20	TAMU	*7.0	8	3	1	1	4	101	W	5-3
4/21	TAMU	DNP								
4/22	TAMU	DNP								
4/24	UTSA	DNP								
4/25	UTA	DNP								
4/27	NMSU	*7.1	1	0	0	2	5	106	W	5-0
4/28	NMSU	DNP								
5/9	TXST	DNP								
5/12	OU-1	*7.0	3	0	0	0	6	95	ND	0-1
5/12	OU-2	DNP								
5/13	OU	DNP								
5/15	UTSA	DNP								
5/17	UT	*7.0	5	2	2	1	4	94	W	16-5
5/18	UT	DNP								
5/19	UT	DNP								

**ERA**

**1.67**  
**SEASON**  
**2.96**  
**CAREER**

**IP**

**86.1**  
**SEASON**  
**231.0**  
**CAREER**

**R/ER**

**22/16**  
**SEASON**  
**92/76**  
**CAREER**

**K-BB**

**66-16**  
**SEASON**  
**162-51**  
**CAREER**

**OBA**

**.225**  
**SEASON**  
**.268**  
**CAREER**

**WHIP**


**1.031**  
**SEASON**  
**1.242**  
**CAREER**

**ALL GAMES**

YEAR	ERA	W-L	APP	GS	CG	SHO/CBO	SV	IP	H	R	ER	BB	SO	2B	3B	HR	BF	OBA	WP	HBP	BK	SFA	SHA
2010	4.41	4-0	26	2	0	0/0	1	49.0	60	25	24	16	33	8	1	3	224	.314	3	6	1	5	6
2011	3.39	4-5	17	14	1	0/0	0	95.2	103	45	36	19	63	17	2	4	402	.283	2	6	4	2	11
2012	1.67	8-0	13	13	1	0/1	0	86.1	73	22	16	16	66	8	1	3	349	.225	4	6	4	0	2
<b>TOTAL</b>	<b>2.96</b>	<b>16-5</b>	<b>56</b>	<b>29</b>	<b>2</b>	<b>0/1</b>	<b>1</b>	<b>231.0</b>	<b>236</b>	<b>92</b>	<b>76</b>	<b>51</b>	<b>162</b>	<b>33</b>	<b>4</b>	<b>10</b>	<b>975</b>	<b>.268</b>	<b>9</b>	<b>18</b>	<b>9</b>	<b>7</b>	<b>19</b>

**BIG 12 GAMES**

YEAR	ERA	W-L	APP	GS	CG	SHO/CBO	SV	IP	H	R	ER	BB	SO	2B	3B	HR	BF	OBA	WP	HBP	BK	SFA	SHA
2010	3.68	1-0	13	0	0	0/0	0	22.0	23	9	9	10	11	4	1	0	99	.291	2	3	0	3	4
2011	3.62	2-3	9	9	0	0/0	0	59.2	68	27	24	9	35	13	2	3	248	.301	0	3	2	2	8
2012	1.92	6-0	8	8	1	0/0	0	56.1	52	16	12	8	38	6	1	3	224	.243	3	2	2	0	0
<b>TOTAL</b>	<b>2.93</b>	<b>9-3</b>	<b>30</b>	<b>17</b>	<b>1</b>	<b>0/0</b>	<b>0</b>	<b>138.0</b>	<b>143</b>	<b>52</b>	<b>45</b>	<b>27</b>	<b>84</b>	<b>23</b>	<b>4</b>	<b>6</b>	<b>571</b>	<b>.276</b>	<b>5</b>	<b>8</b>	<b>4</b>	<b>5</b>	<b>12</b>



# RYAN SMITH

# 6

RHP/IF • R/R • 6-0 • 175 • FR.-HS  
WACO, TEXAS (MIDWAY)

- Earned third win of season by working 3.2 shutout innings of relief vs. No. 25 New Mexico State (4/28/12)
- Picked up first career win with 4.1 innings and 1 ER allowed in relief outing vs. Louisiana-Monroe (4/10/12)
- Earned first career save and combined on shutout with 3.0 innings of relief vs. Kansas (3/24/12)
- Pitched scoreless 8th inning of relief and had pinch single for 1st collegiate hit at Sam Houston State (3/21/12)
- Freshman RHP/IF, son of 18th-year head coach Steve Smith
- Earned District 8-4A Offensive Player of Year and honorable mention all-state honors as QB at Midway High School in 2010; led team to 12-1 record and area championship

DATE	OPP.	IP	H	R	ER	BB	K	NP	DEC	RES
2/24	UCLA	1.0	0	0	0	1	1	20	—	15-3
2/28	SHSU	1.0	2	0	0	0	1	17	—	6-2
3/4	LU	2.0	3	1	1	0	0	34	—	7-8
3/7	MSU	2.0	1	1	0	1	1	33	—	0-4
3/21	SHSU	1.0	1	0	0	0	0	11	—	10-3
3/24	KU	3.0	3	0	0	1	0	43	SV	9-0
4/10	ULM	4.1	4	2	1	0	3	48	W	7-5
4/15	KSU	2.1	5	3	3	0	3	46	—	12-11
4/22	TAMU	2.2	2	0	0	0	2	28	W	7-5
4/28	NMSU	3.2	2	0	0	1	2	54	W	15-5
5/12	OU-1	0.2	0	0	0	1	0	9	—	0-1
5/19	UT	1.0	1	1	1	0	0	11	L	1-2

### SMITH'S CAREER STATISTICS

YEAR	ERA	W-L	APP	GS	CG	SHO/CBO	SV	IP	H	R	ER	BB	SO	2B	3B	HR	BF	OBA	WP	HBP	ALL GAMES		
																					BK	SFA	SHA
2012	2.19	3-1	12	0	0	0/1	1	24.2	24	8	6	5	13	3	0	0	104	.255	4	3	0	0	2
<b>TOTAL</b>	<b>2.19</b>	<b>3-1</b>	<b>12</b>	<b>0</b>	<b>0</b>	<b>0/1</b>	<b>1</b>	<b>24.2</b>	<b>24</b>	<b>8</b>	<b>6</b>	<b>5</b>	<b>13</b>	<b>3</b>	<b>0</b>	<b>0</b>	<b>104</b>	<b>.255</b>	<b>4</b>	<b>3</b>	<b>0</b>	<b>0</b>	<b>2</b>



# AUSTIN STONE

# 10

RHP • R/R • 6-1 • 175 • FR.-HS  
PORT NECHES, TEXAS (GROVES)

- Escaped bases-loaded, 0-out jam in 5th to finish start (win) vs. TAMU-Corpus Christi with 5 IP, 2 R allowed
- Earned first career win by retiring last 2 batters in 13th inning to strand 2 runners in OSU series finale (4/1/12)
- Closed out series-opening win vs. Kansas (3/23) by allowing two unearned runs in 2.0 innings of 10-2 win
- Made Baylor debut in pre-determined short start vs. Michigan State (3/7/12); worked 1.2 scoreless innings
- Missed first 14 games of season while recovering from injury
- Ranked No. 55 high school prospect in Texas by *Perfect Game* after 4-year career at Groves High School

DATE	OPP.	IP	H	R	ER	BB	K	NP	DEC	RES
3/7	MSU	*1.2	1	0	0	3	0	43	ND	0-4
3/13	UTA	*3.0	2	2	2	3	2	62	ND	4-5
3/18	TTU	0.1	1	0	0	0	1	9	—	8-1
3/23	KU	2.0	2	2	0	0	2	34	—	10-2
4/1	OSU	0.2	0	0	0	0	1	8	W	5-4
4/7	MU	1.1	2	1	1	0	0	32	—	12-7
4/11	ULM	*3.2	3	3	3	2	1	66	ND	8-7
4/17	AMCC	*5.0	4	2	2	1	5	81	W	15-2
4/24	UTSA	*5.1	7	4	4	3	4	86	L	1-4
5/13	OU	0.2	0	0	0	0	1	8	—	6-12
5/17	UT	2.0	3	3	3	0	1	35	—	16-5

### STONE'S CAREER STATISTICS

YEAR	ERA	W-L	APP	GS	CG	SHO/CBO	SV	IP	H	R	ER	BB	SO	2B	3B	HR	BF	OBA	WP	HBP	ALL GAMES		
																					BK	SFA	SHA
2012	5.26	2-1	11	5	0	0/0	0	25.2	25	17	15	12	18	6	0	1	116	.248	2	2	0	1	0
<b>TOTAL</b>	<b>5.26</b>	<b>2-1</b>	<b>11</b>	<b>5</b>	<b>0</b>	<b>0/0</b>	<b>0</b>	<b>25.2</b>	<b>25</b>	<b>17</b>	<b>15</b>	<b>12</b>	<b>18</b>	<b>6</b>	<b>0</b>	<b>1</b>	<b>116</b>	<b>.248</b>	<b>2</b>	<b>2</b>	<b>0</b>	<b>1</b>	<b>0</b>

**2012 BAYLOR BASEBALL  
Overall Statistics for BAYLOR (as of May 19, 2012)  
(All games Sorted by Batting avg)**

Record: 42-12 Home: 29-3 Away: 12-9 Neutral: 1-0 Big 12: 20-4

Player	avg	gp-gs	ab	r	h	2b	3b	hr	rbi	tb	slg%	bb	hp	so	gdp	ob%	sf	sh	sb-att	po	a	e	fld%	
19 Vick, Logan	.347	53-53	190	41	66	23	0	2	33	95	.500	34	0	21	4	.441	3	0	14-19	134	3	1	.993	
30 Ludy, Josh	.347	51-51	190	28	66	13	0	9	54	106	.558	24	6	38	7	.429	4	0	1-1	337	35	3	.992	
8 Langford, Lawton	.327	48-46	165	36	54	4	2	0	18	62	.376	30	3	30	3	.439	0	10	6-9	75	136	5	.977	
15 Toth, Adam	.316	34-30	114	23	36	7	1	1	12	48	.421	7	0	14	1	.352	1	2	14-15	54	1	4	.932	
9 Muncy, Max	.316	54-54	206	47	65	12	2	6	49	99	.481	36	5	25	4	.421	5	0	7-11	471	29	1	.998	
23 Evatt, Dan	.312	42-34	125	19	39	5	0	7	26	65	.520	10	5	30	0	.378	3	0	2-4	54	0	0	1.000	
4 Orf, Nathan	.310	53-53	187	50	58	9	2	2	25	77	.412	25	29	26	5	.455	5	5	12-15	29	3	2	.941	
24 Howard, Michael	.302	42-21	86	19	26	2	1	1	12	33	.384	15	0	11	4	.406	0	2	4-7	37	4	0	1.000	
18 Towey, Cal	.291	54-54	182	36	53	11	4	5	43	87	.478	32	15	58	3	.431	3	11	8-14	45	93	11	.926	
20 Miller, Jake	.284	52-52	194	29	55	11	2	1	27	73	.376	8	4	47	5	.319	4	5	2-2	76	136	18	.922	
-----																								
6 Smith, Ryan	.667	4-0	3	0	2	0	0	0	0	2	.667	0	0	1	0	.667	0	0	0-0	4	7	1	.917	
38 Mercurio, Wes	.400	11-0	10	1	4	0	0	0	3	4	.400	1	0	0	0	.455	0	0	0-0	0	0	0	.000	
32 Turley, Josh	.333	6-1	6	0	2	0	0	0	1	2	.333	2	0	0	1	.500	0	0	0-0	4	18	2	.917	
2 DalPorto, Steve	.324	18-10	34	6	11	1	0	0	6	12	.353	0	0	7	0	.306	2	3	0-0	16	27	0	1.000	
31 Goodwin, Nate	.267	17-3	15	3	4	0	0	0	3	4	.267	4	0	4	1	.421	0	0	1-0	29	3	0	1.000	
16 Brown, Logan	.261	35-15	46	12	12	1	0	0	4	13	.283	3	1	17	1	.320	0	6	7-9	25	3	1	.966	
1 Hainsfurther, Joey	.136	13-7	22	3	3	0	0	0	5	3	.136	8	0	2	0	.355	1	2	0-1	9	8	1	.944	
13 Porter, Grayson	.111	11-0	9	1	1	1	0	0	2	2	.222	0	0	4	0	.111	0	0	0-0	5	0	0	1.000	
36 Wendel, Duncan	.000	5-0	3	0	0	0	0	0	0	0	.000	0	0	0	0	.000	0	0	0-0	0	0	0	.000	
45 Browder, Kolt	.000	1-1	0	0	0	0	0	0	0	0	.000	0	0	0	0	.000	0	0	0-0	0	5	0	1.000	
26 Michalec, Josh	.000	2-0	0	0	0	0	0	0	0	0	.000	0	0	0	0	.000	0	0	0-0	1	1	0	1.000	
22 Blank, Trent	.000	1-1	0	0	0	0	0	0	0	0	.000	0	0	0	0	.000	0	0	0-0	8	16	2	.923	
Totals	.312	54	1787	354	557	100	14	34	323	787	.440	239	68	335	39	.407	31	47	77-107	1426	557	53	.974	
Opponents	.240	54	1775	201	426	76	8	11	178	551	.310	154	45	379	30	.314	18	28	39-54	1368	564	59	.970	

LOB - Team (453), Opp (393). DPs turned - Team (40), Opp (47). CI - Team (0), Opp (3).

**(All games Sorted by Earned run avg)**

Player	era	w-l	app	gs	cg	sho	sv	ip	h	r	er	bb	so	2b	3b	hr	b/avg	wp	hp	bks	sfa	sha		
32 Turley, Josh	1.67	8-0	13	13	1	0/1	0	86.1	73	22	16	16	66	8	1	3	.225	4	6	4	0	2		
22 Blank, Trent	2.11	10-1	15	13	1	0/3	0	85.1	68	24	20	20	49	11	1	1	.221	2	4	2	2	7		
-----																								
44 Spicer, Sean	0.00	0-0	1	0	0	0/0	0	0.2	0	0	0	0	0	0	0	0	.000	0	0	0	0	0		
35 Bare, Crayton	1.15	2-0	18	0	0	0/3	1	15.2	10	4	2	5	18	0	0	0	.179	1	1	0	0	0		
6 Smith, Ryan	2.19	3-1	12	0	0	0/1	1	24.2	24	8	6	5	13	3	0	0	.255	4	3	0	0	2		
28 Newman, Dillon	2.27	3-2	17	1	0	0/1	2	35.2	32	14	9	7	36	6	0	1	.242	2	2	0	4	3		
45 Browder, Kolt	2.95	1-1	15	0	0	0/1	1	18.1	14	7	6	6	19	5	2	0	.219	1	1	0	2	2		
26 Michalec, Josh	3.00	0-0	4	0	0	0/0	0	3.0	3	1	1	4	2	0	0	0	.273	1	0	0	0	0		
33 Bremer, Tyler	3.28	5-1	12	6	0	0/1	1	35.2	32	13	13	13	34	10	0	2	.241	7	1	0	1	2		
3 Davis, Trae	3.97	0-0	8	0	0	0/0	0	11.1	10	6	5	6	5	2	1	0	.238	0	2	1	1	1		
1 Hainsfurther, Joey	4.01	2-0	13	5	0	0/1	1	33.2	46	20	15	9	26	10	1	0	.333	2	6	0	3	3		
11 Kuntz, Brad	4.23	4-2	17	5	0	0/0	1	38.1	31	23	18	20	40	4	2	1	.218	5	2	3	0	0		
37 Landry, Miles	4.26	0-0	6	0	0	0/0	0	6.1	2	3	3	5	2	1	0	0	.100	0	1	1	0	1		
27 Ashby, Doug	4.76	0-1	5	0	0	0/0	0	5.2	6	3	3	3	2	1	0	0	.273	0	0	0	0	0		
21 Garner, Max	5.09	2-2	19	6	0	0/2	10	40.2	42	26	23	16	39	7	0	2	.271	2	12	0	4	5		
10 Stone, Austin	5.26	2-1	11	5	0	0/0	0	25.2	25	17	15	12	18	6	0	1	.248	2	2	0	1	0		
12 Kirkland, Joe	6.14	0-0	7	0	0	0/0	0	7.1	5	5	5	5	9	2	0	0	.200	0	0	1	0	0		
24 Howard, Michael	27.00	0-0	1	0	0	0/0	0	0.2	2	2	2	1	0	0	0	0	.500	0	0	0	0	0		
46 Wright, Nick	81.00	0-0	1	0	0	0/0	0	0.1	1	3	3	1	1	0	0	0	.500	0	2	0	0	0		
Totals	3.12	42-12	54	54	2	5/5	18	475.1	426	201	165	154	379	76	8	11	.240	33	45	12	18	28		
Opponents	6.04	12-42	54	54	2	3/2	5	456.0	557	354	306	239	335	100	14	34	.312	48	68	7	31	47		

PB - Team (3), Ludy 3, Opp (14). Pickoffs - Team (8), Turley 3, Blank 1, Hainsfurther 1, Kuntz 1, Browder 1, Ludy 1, Opp (7).

**2012 BAYLOR BASEBALL**  
**Conference statistics for BAYLOR (as of May 19, 2012)**  
**(Big 12 games only Sorted by Batting avg)**

Record: 20-4 Home: 12-0 Away: 8-4 Big 12: 20-4

Player	avg	gp-gs	ab	r	h	2b	3b	hr	rbi	tb	slg%	bb	hp	so	gdp	ob%	sf	sh	sb-att	po	a	e	fld%	
30 Ludy, Josh	.368	24-24	95	15	35	7	0	8	29	66	.695	12	1	17	3	.444	0	0	0-0	169	21	1	.995	
4 Orf, Nathan	.344	24-24	90	22	31	6	0	2	12	43	.478	5	16	13	3	.456	3	2	4-6	15	1	2	.889	
19 Vick, Logan	.344	24-24	90	22	31	12	0	0	13	43	.478	14	0	13	3	.429	1	0	4-5	60	1	0	1.000	
8 Langford, Lawton	.341	24-23	85	13	29	1	1	0	11	32	.376	15	0	16	1	.440	0	6	2-5	46	68	4	.966	
23 Evatt, Dan	.318	21-16	66	12	21	3	0	3	13	33	.500	5	2	13	0	.378	1	0	2-4	25	0	0	1.000	
20 Miller, Jake	.311	24-24	90	15	28	5	2	1	16	40	.444	5	1	22	1	.351	1	2	2-2	33	69	10	.911	
18 Towey, Cal	.306	24-24	85	17	26	3	2	4	16	45	.529	10	6	23	3	.412	1	4	2-8	14	47	9	.871	
15 Toth, Adam	.302	16-14	53	5	16	4	0	0	4	20	.377	3	0	6	1	.339	0	0	1-2	23	0	2	.920	
9 Muncy, Max	.290	24-24	100	22	29	6	1	4	17	49	.490	11	1	17	4	.360	2	0	1-2	226	10	0	1.000	
24 Howard, Michael	.268	19-10	41	7	11	2	0	1	4	16	.390	2	0	6	2	.302	0	2	0-0	19	2	0	1.000	
-----																								
32 Turley, Josh	.500	3-0	2	0	1	0	0	0	1	1	.500	1	0	0	0	.667	0	0	0-0	3	11	1	.933	
38 Mercurio, Wes	.333	3-0	3	0	1	0	0	0	2	1	.333	0	0	0	0	.333	0	0	0-0	0	0	0	.000	
2 DalPorto, Steve	.286	4-1	7	1	2	0	0	0	2	2	.286	0	0	1	0	.250	1	0	0-0	2	7	0	1.000	
1 Hainsfurther, Joey	.200	5-3	10	2	2	0	0	0	2	2	.200	4	0	1	0	.429	0	2	0-1	0	3	0	1.000	
16 Brown, Logan	.000	14-3	9	2	0	0	0	0	0	0	.000	0	1	5	0	.100	0	2	1-2	4	1	1	.833	
31 Goodwin, Nate	.000	5-0	2	0	0	0	0	0	0	0	.000	0	0	1	0	.000	0	0	0-0	5	0	0	1.000	
13 Porter, Grayson	.000	2-0	2	0	0	0	0	0	0	0	.000	0	0	2	0	.000	0	0	0-0	2	0	0	1.000	
22 Blank, Trent	.000	1-1	0	0	0	0	0	0	0	0	.000	0	0	0	0	.000	0	0	0-0	2	11	1	.929	
45 Browder, Kolt	.000	1-1	0	0	0	0	0	0	0	0	.000	0	0	0	0	.000	0	0	0-0	0	1	0	1.000	
Totals	.317	24	830	155	263	49	6	23	142	393	.473	87	28	156	21	.396	10	20	19-37	653	266	31	.967	
Opponents	.255	24	833	92	212	34	3	7	82	273	.328	52	22	175	16	.313	8	15	14-22	629	266	28	.970	

LOB - Team (194), Opp (185). DPs turned - Team (19), Opp (23). CI - Team (0), Opp (3).

**(Big 12 games only Sorted by Earned run avg)**

Player	era	w-l	app	gs	cg	sho	sv	ip	h	r	er	bb	so	2b	3b	hr	b/avg	wp	hp	bk	sfa	sha
32 Turley, Josh	1.92	6-0	8	8	1	0/0	0	56.1	52	16	12	8	38	6	1	3	.243	3	2	2	0	0
22 Blank, Trent	2.08	5-1	8	8	1	0/3	0	52.0	41	14	12	9	33	6	1	0	.218	1	3	1	1	6
21 Garner, Max	3.24	1-0	11	3	0	0/1	7	25.0	19	11	9	7	28	3	0	0	.211	1	7	0	2	2
-----																						
35 Bare, Crayton	0.00	1-0	9	0	0	0/1	1	7.2	8	2	0	3	9	0	0	0	.267	0	1	0	0	0
37 Landry, Miles	0.00	0-0	1	0	0	0/0	0	1.0	0	0	0	1	0	0	0	0	.000	0	0	0	0	0
28 Newman, Dillon	1.17	2-1	8	0	0	0/0	0	15.1	15	6	2	6	14	0	0	1	.263	1	1	0	2	3
45 Browder, Kolt	2.70	0-0	3	0	0	0/0	1	3.1	2	1	1	0	4	1	0	0	.200	0	1	0	1	1
11 Kuntz, Brad	3.72	2-0	7	0	0	0/0	0	9.2	9	8	4	6	12	0	0	0	.231	0	0	1	0	0
6 Smith, Ryan	3.72	1-1	5	0	0	0/1	1	9.2	11	4	4	2	5	2	0	0	.282	3	1	0	0	0
10 Stone, Austin	5.14	1-0	6	0	0	0/0	0	7.0	8	6	4	0	6	3	0	1	.267	0	0	0	0	0
33 Bremer, Tyler	6.23	1-1	6	2	0	0/0	1	13.0	16	9	9	7	10	6	0	2	.296	3	1	0	1	2
1 Hainsfurther, Joey	6.62	0-0	5	3	0	0/0	0	17.2	31	15	13	3	16	7	1	0	.392	1	5	0	1	1
Totals	2.89	20-4	24	24	2	3/3	11	217.2	212	92	70	52	175	34	3	7	.255	13	22	4	8	15
Opponents	6.01	4-20	24	24	0	1/1	2	209.2	263	155	140	87	156	49	6	23	.317	18	28	3	10	20

PB - Team (2), Ludy 2, Opp (3). Pickoffs - Team (4), Turley 3, Hainsfurther 1, Opp (4).

**2012 BAYLOR BASEBALL**  
**Miscellaneous Stats for BAYLOR (as of May 19, 2012)**  
**(All games)**

<b>Multiple Hit Games</b>	<b>2</b>	<b>3</b>	<b>4</b>	<b>5+</b>	<b>Total</b>	<b>Multiple RBI Games</b>	<b>2</b>	<b>3</b>	<b>4</b>	<b>5+</b>	<b>Total</b>
30 Ludy, Josh	17	3	1	1	22	30 Ludy, Josh	12	2	1	1	16
19 Vick, Logan	10	7	1	-	18	9 Muncy, Max	8	5	-	1	14
8 Langford, Lawton	13	4	-	-	17	18 Towey, Cal	6	4	1	-	11
4 Orf, Nathan	13	1	2	-	16	19 Vick, Logan	7	-	1	-	8
9 Muncy, Max	13	2	1	-	16	23 Evatt, Dan	6	1	-	-	7
20 Miller, Jake	11	4	-	-	15	20 Miller, Jake	2	3	1	-	6
18 Towey, Cal	10	2	-	-	12	4 Orf, Nathan	4	1	-	-	5
15 Toth, Adam	7	1	1	-	9	8 Langford, Lawton	4	-	-	-	4
23 Evatt, Dan	6	2	-	-	8	15 Toth, Adam	4	-	-	-	4
24 Howard, Michael	5	-	2	-	7	2 DalPorto, Steve	2	-	-	-	2
16 Brown, Logan	5	-	-	-	5	24 Howard, Michael	2	-	-	-	2
2 DalPorto, Steve	4	-	-	-	4	16 Brown, Logan	1	-	-	-	1
31 Goodwin, Nate	1	-	-	-	1	38 Mercurio, Wes	1	-	-	-	1
1 Hainsfurther, Joey	1	-	-	-	1	13 Porter, Grayson	1	-	-	-	1
<b>TEAM</b>	<b>116</b>	<b>26</b>	<b>8</b>	<b>1</b>	<b>151</b>	<b>TEAM</b>	<b>60</b>	<b>16</b>	<b>4</b>	<b>2</b>	<b>82</b>

<b>Hitting Streaks</b>	<b>Longest</b>	<b>Current</b>	<b>Reached Base Streaks</b>	<b>Longest</b>	<b>Current</b>
4 Orf, Nathan	12	1	18 Towey, Cal	28	5
8 Langford, Lawton	12	-	8 Langford, Lawton	24	-
20 Miller, Jake	10	1	9 Muncy, Max	24	24
9 Muncy, Max	10	5	4 Orf, Nathan	23	23
23 Evatt, Dan	10	5	23 Evatt, Dan	18	5
30 Ludy, Josh	10	3	19 Vick, Logan	17	-
18 Towey, Cal	9	1	30 Ludy, Josh	16	5
19 Vick, Logan	9	-	15 Toth, Adam	13	4
24 Howard, Michael	6	-	20 Miller, Jake	10	7
15 Toth, Adam	6	4	24 Howard, Michael	9	1
2 DalPorto, Steve	5	-	2 DalPorto, Steve	5	-
31 Goodwin, Nate	2	-	32 Turley, Josh	3	3
6 Smith, Ryan	2	2	1 Hainsfurther, Joey	2	-
16 Brown, Logan	2	-	38 Mercurio, Wes	2	2
38 Mercurio, Wes	2	2	31 Goodwin, Nate	2	-
1 Hainsfurther, Joey	1	-	6 Smith, Ryan	2	2
32 Turley, Josh	1	1	16 Brown, Logan	2	-
13 Porter, Grayson	1	-	13 Porter, Grayson	1	-

**2012 BAYLOR BASEBALL**  
**Team Game-by-Game for BAYLOR (as of May 21, 2012)**  
**Batting (All games)**

Date	Opponent	ab	r	h	rbi	2b	3b	hr	bb	ibb	sb	cs	hbp	sac	sf	gdp	k	po	a	e	avg
Feb 17	ORAL ROBERTS	28	3	6	3	2	0	0	7	1	0	0	0	0	0	1	2	27	11	1	.214
Feb 19	ORAL ROBERTS	28	3	7	3	2	0	0	3	0	0	0	1	1	1	1	8	27	7	0	.232
Feb 19	ORAL ROBERTS	33	8	11	8	3	1	0	5	0	1	0	0	1	0	0	8	27	6	2	.270
Feb 21	TEXAS CHRISTIAN	32	7	11	5	1	0	0	7	1	2	0	2	1	1	1	5	27	12	0	.289
Feb 22	vs TEXAS STATE	32	5	7	5	2	1	0	3	0	0	0	2	0	2	0	11	27	11	0	.275
Feb 24	at UCLA	39	15	19	15	10	0	0	10	0	0	1	2	2	0	3	4	27	11	0	.318
Feb 25	at UCLA	33	3	7	3	0	0	0	6	0	1	1	1	1	0	1	7	24	16	1	.302
Feb 26	at UCLA	35	6	10	6	0	1	3	7	0	3	0	1	1	0	0	8	24	8	0	.300
Feb 28	SAM HOUSTON ST	35	6	11	5	2	1	0	3	0	3	1	0	1	0	0	7	27	16	0	.302
Mar 02	UC IRVINE	30	4	7	2	2	0	0	3	0	1	1	1	0	1	1	6	27	7	2	.295
Mar 03	LAMAR	32	0	6	0	1	0	0	1	0	1	0	0	0	0	0	4	27	13	1	.286
Mar 03	UC IRVINE	31	6	12	6	1	0	0	6	2	0	2	0	2	0	0	5	27	17	0	.294
Mar 04	LAMAR	28	7	7	6	0	1	0	10	0	2	1	1	0	2	3	4	27	12	0	.291
Mar 06	at TEXAS CHRISTI	29	4	3	3	1	0	0	3	1	3	0	10	2	0	0	8	24	7	1	.279
Mar 07	MICHIGAN STATE	30	0	6	0	0	0	0	5	0	0	1	2	0	0	2	9	27	13	2	.274
Mar 11	MEMPHIS	22	2	3	1	0	0	0	5	1	1	1	0	2	1	0	5	24	6	1	.268
Mar 11	MEMPHIS	29	7	14	7	1	1	0	2	0	0	0	0	1	2	0	0	21	11	1	.279
Mar 13	at UT ARLINGTON	35	4	10	3	3	0	0	3	0	4	0	1	1	0	1	5	26	7	1	.280
*Mar 16	TEXAS TECH	35	9	16	8	5	0	0	6	0	0	3	0	1	0	0	4	27	8	0	.290
*Mar 17	TEXAS TECH	32	4	10	3	2	1	0	1	0	2	1	1	1	0	0	8	27	16	0	.291
*Mar 18	TEXAS TECH	34	8	8	5	2	1	0	3	0	0	0	5	0	0	0	10	27	10	1	.289
Mar 21	at SAM HOUSTON	36	10	12	9	3	0	0	10	0	2	0	1	0	1	0	9	27	9	0	.291
*Mar 23	KANSAS	30	10	8	8	1	2	0	8	0	0	0	0	2	1	0	5	27	8	1	.290
*Mar 24	KANSAS	34	9	13	7	0	1	3	4	0	0	0	2	3	0	1	4	27	7	2	.294
*Mar 25	KANSAS	30	8	12	8	3	0	1	4	0	2	1	1	2	2	0	5	24	8	2	.298
Mar 27	at HOUSTON	41	14	13	14	2	0	2	5	0	3	0	3	0	1	1	8	27	8	2	.299
*Mar 30	OKLAHOMA STAT	32	7	12	7	3	0	0	5	0	5	1	3	2	0	1	5	27	9	2	.302
*Mar 31	OKLAHOMA STAT	28	3	7	3	0	0	2	3	0	0	2	3	1	0	2	7	27	12	0	.300
*Apr 01	OKLAHOMA STAT	46	5	11	5	1	0	1	4	0	2	0	1	0	0	1	11	39	19	1	.297
*Apr 05	at MISSOURI	31	3	6	3	2	0	0	5	0	1	1	0	0	0	0	3	27	16	1	.294
*Apr 06	at MISSOURI	36	5	10	5	3	0	1	0	0	1	1	0	1	0	0	5	27	9	3	.293
*Apr 07	at MISSOURI	40	12	16	11	2	0	2	5	0	2	0	1	0	1	0	5	24	7	2	.297
Apr 10	LOUISIANA-MONR	32	7	12	6	2	0	0	5	0	2	2	1	0	2	0	8	27	10	1	.300
Apr 11	LOUISIANA-MONR	34	8	14	7	2	0	0	2	0	2	0	0	3	0	0	4	27	7	0	.303
*Apr 13	at KANSAS STATE	34	5	13	5	4	0	1	3	0	0	1	0	2	1	2	4	27	13	2	.305
*Apr 14	at KANSAS STATE	40	14	17	13	3	0	3	6	0	0	1	1	1	0	1	8	27	12	1	.309
*Apr 15	at KANSAS STATE	49	12	18	12	2	0	5	5	0	0	1	1	0	0	2	11	33	11	2	.312
Apr 17	TAMU-CORPUS C	32	15	15	13	1	1	1	6	0	4	0	0	0	0	1	3	21	3	0	.316
Apr 18	TAMU-CORPUS C	28	11	10	10	2	0	0	6	0	1	0	3	0	3	0	4	21	8	0	.317
*Apr 20	at TEXAS A&M	40	5	14	5	1	0	0	3	1	0	0	1	0	0	1	8	27	10	4	.318
*Apr 21	TEXAS A&M	28	1	6	1	1	0	0	2	1	0	0	1	0	1	1	5	27	10	0	.315
*Apr 22	TEXAS A&M	31	7	9	7	2	0	1	2	0	2	1	0	2	1	0	5	27	10	3	.315
Apr 24	at UTSA	33	1	8	1	1	0	0	1	0	1	0	0	1	0	0	10	24	8	1	.313
Apr 25	UT ARLINGTON	28	6	10	6	0	0	1	4	0	3	1	2	5	0	0	7	27	9	0	.314
Apr 27	NEW MEXICO STA	30	5	9	5	2	0	0	4	1	3	0	1	2	1	0	6	27	11	1	.314
Apr 28	NEW MEXICO STA	34	15	14	13	1	0	3	7	0	5	0	2	0	2	0	3	24	10	2	.316
May 09	at TEXAS STATE	32	3	5	2	1	0	0	1	0	2	0	2	0	0	0	10	27	8	1	.313
*May 12	at OKLAHOMA	32	0	6	0	1	0	0	2	0	0	1	0	1	0	2	5	29	13	0	.310
*May 12	at OKLAHOMA	29	1	5	1	0	0	0	2	0	1	0	1	1	0	2	12	24	16	1	.308
*May 13	at OKLAHOMA	37	6	13	6	3	1	1	1	0	1	0	1	0	1	1	6	24	7	1	.309
May 15	UTSA	36	14	15	14	3	1	1	12	0	8	0	1	0	1	2	1	27	9	1	.311
*May 17	TEXAS	42	16	19	14	7	0	1	4	0	0	0	3	0	1	0	11	27	13	1	.314
*May 18	at TEXAS	29	4	5	4	0	0	1	4	0	0	3	1	0	0	0	6	27	14	0	.312
*May 19	at TEXAS	31	1	9	1	1	0	0	5	1	0	0	1	0	1	4	3	24	8	1	.312
Totals		1787	354	557	323	100	14	34	239	10	77	30	68	47	31	39	335	1426	557	53	.312

2012 BAYLOR BASEBALL  
Team Game-by-Game for BAYLOR (as of May 21, 2012)  
Pitching (All games)

Date	Opponent	ip	h	r	er	bb	so	2b	3b	hr	wp	bk	hbp	dp	ibb	score	w-l	sv	era
Feb 17	ORAL ROBERTS	9.0	6	2	0	3	5	0	0	0	0	0	0	2	0	3-2	1-0	1	0.00
Feb 19	ORAL ROBERTS	9.0	7	2	2	1	9	2	0	0	0	0	2	1	0	3-2	2-0	1	1.00
Feb 19	ORAL ROBERTS	9.0	3	1	1	1	10	1	0	0	0	1	0	0	0	8-1	3-0	1	1.00
Feb 21	TEXAS CHRISTIAN	9.0	2	1	1	6	4	0	0	0	1	0	1	1	0	7-1	4-0	2	1.00
Feb 22	vs TEXAS STATE	9.0	4	1	1	4	8	2	0	0	0	1	1	1	0	5-1	5-0	2	1.00
Feb 24	at UCLA	9.0	8	3	3	4	6	1	0	0	2	2	1	0	0	15-3	6-0	2	1.33
Feb 25	at UCLA	8.0	12	9	8	8	2	3	0	1	0	0	2	2	0	3-9	6-1	2	2.32
Feb 26	at UCLA	8.0	11	8	8	2	5	2	1	0	2	1	0	0	0	6-8	6-2	2	3.09
Feb 28	SAM HOUSTON ST	9.0	8	2	2	2	5	0	2	0	0	0	0	1	0	6-2	7-2	2	2.96
Mar 02	UC IRVINE	9.0	7	2	2	3	8	0	0	0	0	1	0	0	0	4-2	8-2	3	2.86
Mar 03	LAMAR	9.0	15	8	7	4	8	1	1	1	0	0	0	0	0	0-8	8-3	3	3.25
Mar 03	UC IRVINE	9.0	4	1	1	2	4	0	0	0	0	0	0	0	0	6-1	9-3	3	3.06
Mar 04	LAMAR	9.0	10	8	8	4	6	0	1	1	1	1	3	0	0	7-8	9-4	3	3.44
Mar 06	at TEXAS CHRISTI	8.0	9	9	8	8	10	3	0	0	0	1	3	1	0	4-9	9-5	3	3.80
Mar 07	MICHIGAN STATE	9.0	8	4	3	10	6	1	0	0	1	0	2	0	0	0-4	9-6	3	3.75
Mar 11	MEMPHIS	8.0	5	1	1	1	11	1	0	0	0	0	1	0	0	2-1	10-6	3	3.60
Mar 11	MEMPHIS	7.0	8	3	3	1	7	2	0	0	0	0	0	1	0	7-3	11-6	3	3.61
Mar 13	at UT ARLINGTON	8.2	4	5	4	4	7	1	0	0	0	0	1	0	0	4-5	11-7	3	3.64
*Mar 16	TEXAS TECH	9.0	9	4	4	0	7	1	0	1	0	0	2	0	0	9-4	12-7	4	3.66
*Mar 17	TEXAS TECH	9.0	7	3	3	3	4	2	0	0	1	1	0	1	1	4-3	13-7	4	3.63
*Mar 18	TEXAS TECH	9.0	7	1	0	3	11	1	0	0	0	0	1	1	0	8-1	14-7	4	3.45
Mar 21	at SAM HOUSTON	9.0	7	3	3	2	5	1	0	0	1	0	1	2	0	10-3	15-7	4	3.43
*Mar 23	KANSAS	9.0	8	2	0	3	9	0	0	0	1	1	0	2	0	10-2	16-7	4	3.27
*Mar 24	KANSAS	9.0	7	0	0	2	8	0	0	0	2	0	3	0	0	9-0	17-7	5	3.13
*Mar 25	KANSAS	8.0	10	6	5	4	10	0	0	1	0	0	1	0	1	8-6	18-7	5	3.23
Mar 27	at HOUSTON	9.0	11	5	2	4	6	5	0	0	0	0	0	2	0	14-5	19-7	5	3.18
*Mar 30	OKLAHOMA STAT	9.0	11	4	3	2	11	3	0	0	0	0	0	1	0	7-4	20-7	5	3.17
*Mar 31	OKLAHOMA STAT	9.0	5	2	2	2	3	1	0	0	0	0	0	0	1	3-2	21-7	6	3.13
*Apr 01	OKLAHOMA STAT	13.0	15	4	4	4	7	2	0	0	1	1	1	2	0	5-4	22-7	6	3.11
*Apr 05	at MISSOURI	9.0	6	1	1	1	5	0	0	1	0	0	0	3	0	3-1	23-7	7	3.04
*Apr 06	at MISSOURI	9.0	6	3	1	6	7	1	0	0	1	0	0	0	0	5-3	24-7	8	2.97
*Apr 07	at MISSOURI	8.0	14	7	4	0	12	2	0	0	0	0	2	0	0	12-7	25-7	8	3.01
Apr 10	LOUISIANA-MONR	9.0	7	5	4	2	10	3	0	0	2	0	0	1	0	7-5	26-7	9	3.04
Apr 11	LOUISIANA-MONR	9.0	7	7	7	5	6	2	0	0	2	0	1	0	0	8-7	27-7	10	3.16
*Apr 13	at KANSAS STATE	9.0	6	2	1	0	6	0	0	0	1	0	1	0	0	5-2	28-7	10	3.10
*Apr 14	at KANSAS STATE	9.0	14	12	9	9	4	2	0	1	1	0	1	1	0	14-12	29-7	11	3.27
*Apr 15	at KANSAS STATE	11.0	15	11	9	3	12	4	1	0	0	0	4	0	1	12-11	30-7	12	3.40
Apr 17	TAMU-CORPUS C	7.0	6	2	2	1	6	2	0	0	0	0	1	0	0	15-2	31-7	12	3.38
Apr 18	TAMU-CORPUS C	7.0	3	1	1	5	3	0	0	0	1	0	1	2	0	11-1	32-7	12	3.34
*Apr 20	at TEXAS A&M	9.0	8	3	1	1	6	0	1	0	1	1	1	2	0	5-3	33-7	13	3.28
*Apr 21	TEXAS A&M	9.0	5	0	0	0	7	1	0	0	0	0	0	1	0	1-0	34-7	14	3.20
*Apr 22	TEXAS A&M	9.0	11	5	2	1	7	2	0	0	2	0	1	0	0	7-5	35-7	15	3.17
Apr 24	at UTSA	8.0	8	4	4	4	5	1	0	0	1	0	0	1	0	1-4	35-8	15	3.20
Apr 25	UT ARLINGTON	9.0	7	4	4	4	11	1	0	0	3	0	0	1	0	6-4	36-8	16	3.22
Apr 27	NEW MEXICO STA	9.0	3	0	0	2	7	0	0	0	1	0	2	0	0	5-0	37-8	16	3.15
Apr 28	NEW MEXICO STA	8.0	12	5	3	3	4	3	0	1	0	0	0	1	0	15-5	38-8	16	3.15
May 09	at TEXAS STATE	9.0	5	0	0	1	9	0	0	0	1	0	0	0	0	3-0	39-8	17	3.08
*May 12	at OKLAHOMA	9.2	6	1	1	2	9	1	0	0	0	0	0	0	1	0-1	39-9	17	3.03
*May 12	at OKLAHOMA	8.0	6	2	1	0	4	0	1	0	0	0	2	0	0	1-2	39-10	17	3.00
*May 13	at OKLAHOMA	8.0	15	12	12	3	9	5	0	1	0	0	3	0	0	6-12	39-11	17	3.19
May 15	UTSA	9.0	7	3	2	1	11	4	0	0	1	0	0	1	0	14-3	40-11	17	3.16
*May 17	TEXAS	9.0	8	5	5	1	5	3	0	2	0	0	0	0	0	16-5	41-11	17	3.20
*May 18	at TEXAS	9.0	7	0	0	1	6	0	0	0	0	0	0	1	0	4-0	42-11	18	3.14
*May 19	at TEXAS	8.0	6	2	2	1	6	3	0	0	2	0	1	1	0	1-2	42-12	18	3.12
Totals		475.1	426	201	165	154	379	76	8	11	33	12	45	40	4	354-201	42-12	18	3.12

# RECORDS WATCH

## DOUBLES

SEASON		
1. Michael Griffin, 2003	26	
2. Chris Durbin, 2001	25	
Chris Durbin, 2002	25	
4. Marty Crawford, 1996	24	
Charley Carter, 1998	24	
6. Chris Durbin, 2003	23	
<b>Logan Vick, 2012</b>	<b>23</b>	
8. Steve Macko, 1997	22	
Trey Webb, 2003	22	
10. Ken Kolkhorst, 1977	21	
Jace Brewer, 2000	21	
Mike Huggins, 2001	21	

## BIG 12 SEASON

1. Reid Brees, 2004	14
2. Eric Nelson, 1999	13
Miller Huggins, 2001	13
4. Michael Griffin, 2003	12
<b>Logan Vick, 2012</b>	<b>12</b>

## BIG 12 CAREER

1. Chris Durbin, 2000-03	34
2. Matt Williams, 1998-01	32
3. Preston Underdown, 1997-00	29
Mike Huggins, 2000-02	29
5. Michael Griffin, 2002-05	27
6. Eric Nelson, 1997-99	26
7. Ross Bennett, 2000-03	21
Raynor Campbell, 2007-10	21
9. Beamer Weems, 2006-08	20
<b>Logan Vick, 2010-pres.</b>	<b>20</b>
<b>Max Muncy, 2010-pres.</b>	<b>17</b>

## TRIPLES

BIG 12 CAREER		
1. Jon Topolski, 1997-99	10	
2. Beamer Weems, 2006-08	7	
3. Chris Durbin, 2000-03	6	
Michael Griffin, 2002-05	6	
Kevin Seigny, 2003-06	6	
Brooks Pinckard, 2009-11	6	
7. Eric Nelson, 1997-98	5	
8. Jamie Bubela, 1999-00	4	
Tim Hartshorn, 2000-02	4	
Chase Gerdes, 2004-07	4	
<b>Cal Towey, 2010-pres.</b>	<b>4</b>	

## HOME RUNS

CAREER		
1. Jon Topolski, 1996-99	50	
2. Matt Williams, 1998-01	43	
3. Chris Durbin, 2000-03	41	
4. Jason Jennings, 1997-99	39	
5. Fritz Connally, 1977-80	38	
6. Josh Ford, 2002-05	37	
7. Michael Griffin, 2002-05	35	
8. Eric Nelson, 1996-99	34	
9. Mike Malinak, 1984-87	33	
10. Jeremy Dodson, 1996-98	30	
<b>Max Muncy, 2010-pres.</b>	<b>26</b>	

## BIG 12 CAREER

1. Jon Topolski, 1997-99	24
2. Eric Nelson, 1997-99	20
Chris Durbin, 2000-03	20
4. James Blair, 1997-98	16
Jason Jennings, 1997-99	16
Josh Ford, 2002-05	16
7. Matt Williams, 1998-01	15
Michael Griffin, 2002-05	15
9. <b>Max Muncy, 2010-pres.</b>	<b>14</b>
10. Kelly Shoppach, 1999-01	13
<b>Dan Evatt, 2009-pres.</b>	<b>12</b>

## RUNS

BIG 12 CAREER		
1. Jon Topolski, 1997-99	100	
2. Chris Durbin, 2000-03	96	
3. Eric Nelson, 1997-99	92	
4. Matt Williams, 1998-01	86	
5. Michael Griffin, 2002-05	73	
6. Preston Underdown, 1997-00	72	
7. Mike Huggins, 2000-02	68	
Raynor Campbell, 2007-10	68	
9. Chase Gerdes, 2004-07	65	
10. Josh Ford, 2002-05	62	
<b>Max Muncy, 2010-pres.</b>	<b>59</b>	

## MULTI-RBI GAMES

SEASON		
1. Eric Nelson, 1999	23	
2. Charley Carter, 1998	21	
Michael Griffin, 2003	21	
4. Jon Topolski, 1999	19	
Matt Williams, 1999	19	
6. Jason Jennings, 1998	18	
Shaver Hansen, 2009	18	
8. Marty Crawford, 1996	17	
Jason Jennings, 1999	17	
<b>Max Muncy, 2010</b>	<b>17</b>	
<b>Josh Ludy, 2012</b>	<b>16</b>	

## BIG 12 SEASON

1. Eric Nelson, 1999	12
2. James Blair, 1997	10
Jason Jennings, 1999	10
Jon Topolski, 1999	10
Jace Brewer, 2000	10
6. James Blair, 1998	9
Charley Carter, 1998	9
Jason Jennings, 1998	9
Matt Williams, 1999	9
Michael Griffin, 2003	9
<b>Josh Ludy, 2012</b>	<b>8</b>

## WALKS

CAREER		
1. Jon Topolski, 1996-99	185	
2. Keith Shepherd, 1983-86	133	
Matt Williams, 1998-01	133	
4. Fritz Connally, 1977-80	131	
5. <b>Logan Vick, 2010-pres.</b>	<b>125</b>	

## BIG 12 CAREER

1. Jon Topolski, 1997-99	62
2. <b>Logan Vick, 2010-pres.</b>	<b>55</b>
3. Matt Williams, 1998-01	50
4. Zach Dillon, 2003-06	43
5. Preston Underdown, 1997-00	42
6. <b>Max Muncy, 2010-pres.</b>	<b>41</b>
7. Chris Durbin, 2000-03	40
8. David Murphy, 2001-03	39
9. James Blair, 1997-98	36
10. Josh Ford, 2002-05	35

## RUNS BATTED IN

BIG 12 SEASON		
1. Charley Carter, 1998	33	
James Blair, 1997	33	
3. Eric Nelson, 1999	32	
Kelly Shoppach, 2001	32	
5. Jason Jennings, 1999	30	
Miller Huggins, 2002	30	
Michael Griffin, 2003	30	
8. Jon Topolski, 1999	29	
<b>Josh Ludy, 2012</b>	<b>29</b>	
10. Kyle Reynolds, 2004	28	

## BIG 12 CAREER

1. Michael Griffin, 2002-05	83
2. Eric Nelson, 1997-99	82
3. Chris Durbin, 2000-03	80
4. Jason Jennings, 1997-99	79
5. Matt Williams, 1998-01	78
6. Mike Huggins, 2000-02	75
7. Jon Topolski, 1997-99	74
8. Josh Ford, 2002-05	66
9. James Blair, 1997-98	59
Preston Underdown, 1997-00	59
Zach Dillon, 2003-06	59
Raynor Campbell, 2007-10	59
<b>Max Muncy, 2010-pres.</b>	<b>55</b>
<b>Josh Ludy, 2009-pres.</b>	<b>54</b>

## HIT BY PITCH

SEASON		
1. <b>Nathan Orf, 2012</b>	<b>29</b>	
2. Matt Williams, 2000	23	
3. Kelly Shoppach, 2000	16	
Josh Ford, 2005	16	
5. Aaron Miller, 2008	15	
<b>Cal Towey, 2012</b>	<b>15</b>	

## BIG 12 SEASON

1. Matt Williams, 2000	18
2. <b>Nathan Orf, 2012</b>	<b>16</b>
3. Aaron Miller, 2008	10
4. Kelly Shoppach, 2000	7
Chris Durbin, 2003	7
Josh Ford, 2005	7
7. Ross Bennett, 2003	6
<b>Cal Towey, 2012</b>	<b>6</b>

## CAREER

1. Matt Williams, 1998-01	47
2. Josh Ford, 2002-05	34
3. Chris Durbin, 2000-03	32
4. <b>Nathan Orf, 2012</b>	<b>29</b>
5. Gregg Glime, 2007-10	27
6. <b>Cal Towey, 2010-pres.</b>	<b>25</b>

## BIG 12 CAREER

1. Matt Williams, 1998-01	30
2. Josh Ford, 2002-05	17
3. <b>Nathan Orf, 2012</b>	<b>16</b>
4. Chris Durbin, 2000-03	15
Aaron Miller, 2007-09	15
6. Gregg Glime, 2007-10	14
7. Paul Witt, 2002-05	12
<b>Cal Towey, 2010-pres.</b>	<b>12</b>

## PUTOUTS

CAREER		
1. <b>Max Muncy, 2010-pres.</b>	<b>1,539</b>	
2. Mike Huggins, 2000-02	1,498	

## BIG 12 CAREER

1. Mike Huggins, 2000-02	721
2. <b>Max Muncy, 2010-pres.</b>	<b>704</b>

# RECORDS WATCH

## ON-BASE PERCENTAGE

BIG 12 CAREER	
1. Zach Dillon, 2003-06	.454
2. James Blair, 1997-98	.442
3. Jon Topolski, 1997-99	.440
4. Jeremy Dodson, 1997-98	.436
5. Matt Williams, 1998-01	.433
6. Chris Durbin, 2000-03	.433
7. Eric Nelson, 1997-99	.430
<b>Cal Towey, 2010-pres.</b>	<b>.430</b>
9. Reid Brees, 2002-05	.426
10. <b>Logan Vick, 2010-pres.</b>	<b>.425</b>

## TOTAL BASES

BIG 12 CAREER	
1. Eric Nelson, 1997-99	243
Chris Durbin, 2000-03	243
3. Jon Topolski, 1997-99	225
4. Michael Griffin, 2002-05	216
5. Matt Williams, 1998-01	194
6. Josh Ford, 2002-05	184
7. Mike Huggins, 2000-02	176
8. Preston Underdown, 1997-00	172
9. Jason Jennings, 1997-99	165
10. Beamer Weems, 2006-08	157
<b>Max Muncy, 2010-pres.</b>	<b>154</b>

## TOTAL SACRIFICES

SEASON	
1. Beamer Weems, 2006	17
2. Steve DalPorto, 2011	16
3. Landis Ware, 2011	14
<b>Cal Towey, 2012</b>	<b>14</b>
5. Mike Briley, 1991	13
6. Matt Trozzo, 1993	12
Ben Booker, 2006	12
Brooks Pinckard, 2010	12
9. Seven Times	11
<b>Nathan Orf, 2012</b>	<b>10</b>
<b>Lawton Langford, 2012</b>	<b>10</b>

## CAREER

1. Landis Ware, 2008-11	33
2. Matt Trozzo, 1991-94	32
3. Beamer Weems, 2006-08	30
4. Kyle Reynolds, 2002-05	27
5. Paul Witt, 2002-05	26
6. Marty Crawford, 1993-96	25
7. <b>Joey Hainsfurther, 2009-pres.</b>	<b>25</b>
8. Mike Bohny, 1991-94	24
9. Seven Players	23
<b>Steve DalPorto, 2010-pres.</b>	<b>22</b>

## BIG 12 CAREER

1. Landis Ware, 2008-11	18
2. Beamer Weems, 2006-08	12
<b>Steve DalPorto, 2011-pres.</b>	<b>12</b>
4. James Blair, 1997-98	11
Kyle Reynolds, 2003-05	11
Brooks Pinckard, 2009-11	11
7. Preston Underdown, 1997-00	10
Raynor Campbell, 2007-10	10
9. Eric Boisjoly, 1997-98	9
Michael Griffin, 2002-05	9
Paul Witt, 2002-05	9
Zach Dillon, 2003-06	9
<b>Joey Hainsfurther, 2009-pres.</b>	<b>9</b>

## EARNED RUN AVERAGE

BIG 12 CAREER	
MIN. 30.0 INNINGS	
1. Chad Hawkins, 1999-00	2.72
2. <b>Max Garner, 2009-pres.</b>	<b>2.88</b>
3. <b>Josh Turley, 2010-pres.</b>	<b>2.93</b>
4. Nick Cassavechia, 2005-08	3.22
5. Logan Verrett, 2009-11	3.52
6. <b>Trent Blank, 2009-pres.</b>	<b>3.70</b>
7. Brooks Pinckard, 2009-11	3.72
8. Ryan LaMotta, 2003-06	3.73
9. Justin Taylor, 1999-02	3.78
10. Jason Jennings, 1997-99	3.90

## APPEARANCES

BIG 12 CAREER	
1. Zane Carlson, 2000-04	49
2. Ryan LaMotta, 2003-06	47
3. Justin Taylor, 1999-02	40
4. Abe Woody, 2003-05	36
Willie Kempf, 2007-10	36
6. Jason Jennings, 1997-99	34
7. Josh Scott, 1998-01	33
Nick Cassavechia, 2005-08	33
9. Kyle Edens, 1999-02	32
10. Trey Taylor, 2002-05	30
<b>Josh Turley, 2010-pres.</b>	<b>30</b>

## RELIEF APPEARANCES

CAREER	
1. Zane Carlson, 2000-04	110
2. Ryan LaMotta, 2003-06	93
3. Abe Woody, 2003-05	89
4. Nick Cassavechia, 2005-08	82
5. Kyle Edens, 1999-02	79
6. Matthew Marcom, 1995-98	74
7. Paul Thorp, 2000-02	66
8. Frank Foltyn, 1989-92	64
9. <b>Max Garner, 2009-pres.</b>	<b>54</b>
10. Mark Outlaw, 1998-99	52
<b>Kolt Browder, 2010-pres.</b>	<b>47</b>

## BIG 12 CAREER

1. Zane Carlson, 2000-04	48
2. Ryan LaMotta, 2003-06	38
3. Abe Woody, 2003-05	34
4. Nick Cassavechia, 2005-08	33
5. Kyle Edens, 1999-02	30
6. Paul Thorp, 2000-02	27
7. Justin Taylor, 1999-02	24
<b>Max Garner, 2009-pres.</b>	<b>24</b>

## WINNING PERCENTAGE

CAREER	
MIN. 10 DECISIONS	
1. Jon Ringenberg, 2008-11 [9-1]	.900
2. Kyle Evans, 1998-00 [19-3]	.864
3. Abe Woody, 2003-05 [21-4]	.840
4. David Elsbernd, 1992 [8-2]	.800
5. <b>Trent Blank, 2009-pres. [18-5]</b>	<b>.783</b>
6. Justin Taylor, 1999-02 [26-8]	.765
7. <b>Josh Turley, 2010-pres. [16-5]</b>	<b>.762</b>
8. Jon Perlman, 1978-79 [19-6]	.760
9. Scott Ruffcorn, 1989-91 [20-7]	.741
10. Brent Rasner, 1979-82 [11-4]	.733
Stan Hilton, 1982-83 [11-4]	.733

## WINS

SEASON	
1. Kip Wells, 1998	13
Jason Jennings, 1999	13
3. Jon Perlman, 1979	12
4. Jason Jennings, 1998	11
Kyle Evans, 2000	11
Chad Hawkins, 2000	11
7. Nine Times including ...	10
<b>Trent Blank, 2012</b>	<b>10</b>

## BIG 12 SEASON

1. Jason Jennings, 1999	9
2. Chad Hawkins, 2000	8
3. Kyle Evans, 2000	7
4. Jason Jennings, 1998	6
Steven White, 2001	6
Sean Walker, 2003	6
Mark McCormick, 2005	6
<b>Josh Turley, 2012</b>	<b>6</b>
9. Brett Bergman, 1997	5
Kris Lambert, 1997	5
Kip Wells, 1998	5
Justin Taylor, 2001	5
<b>Trent Blank, 2012</b>	<b>5</b>

## BIG 12 CAREER

1. Jason Jennings, 1997-99	17
2. Justin Taylor, 1999-02	15
3. Steven White, 2000-03	12
4. Chad Hawkins, 1999-00	10
Sean Walker, 2002-05	10
Abe Woody, 2003-05	10
7. Brett Bergman, 1997-98	9
Josh Scott, 1998-01	9
Willie Kempf, 2007-10	9
Logan Verrett, 2009-11	9
<b>Josh Turley, 2010-pres.</b>	<b>9</b>

## STRIKEOUTS IN RELIEF

BIG 12 CAREER	
1. Zane Carlson, 2000-04	89
2. Nick Cassavechia, 2005-08	68
3. Ryan LaMotta, 2003-06	77
4. Willie Kempf, 2007-10	50
5. Jason Jennings, 1997-99	46
6. Kyle Edens, 1999-02	42
7. Paul Thorp, 2000-02	40
8. Abe Woody, 2003-05	39
Justin Taylor, 1999-02	39
10. <b>Max Garner, 2009-pres.</b>	<b>33</b>

## STRIKEOUT-TO-WALK RATIO

CAREER (SINCE 1968)	
MIN. 100.0 INNINGS	
1. Rick Dusck, 1968-70	3.58
2. Logan Verrett, 2009-11	3.52
3. Chad Hawkins, 1999-00	3.40
4. Kyle Edens, 1999-02	3.32
5. <b>Josh Turley, 2010-pres.</b>	<b>3.18</b>
6. Zane Carlson, 2000-04	3.17

## BIG 12 CAREER

MIN. 30.0 INNINGS	
1. Aaron Miller, 2007-09	3.77
2. Nick Cassavechia, 2005-08	3.40
3. Logan Verrett, 2009-11	3.39
4. <b>Josh Turley, 2010-pres.</b>	<b>3.11</b>
5. Kendal Volz, 2007-09	2.89
6. Jason Jennings, 1997-99	2.88

## SAVES

SEASON	
1. Zane Carlson, 2000	15
2. Kyle Edens, 2002	14
3. Brooks Pinckard, 2010	12
4. Zane Carlson, 2003	11
Abe Woody, 2005	11
Nick Cassavechia, 2007	11
7. Jason Jennings, 1997	10
<b>Max Garner, 2012</b>	<b>10</b>
9. Zane Carlson, 2001	8
Nick Cassavechia, 2006	8
Jeff Mandel, 2006	8
Max Garner, 2011	8

## BIG 12 SEASON

1. Zane Carlson, 2000	10
2. <b>Max Garner, 2012</b>	<b>7</b>
3. Kyle Edens, 2002	6
Max Garner, 2011	6
5. Jason Jennings, 1997	5
Zane Carlson, 2001	5
Ryan LaMotta, 2005	5
Nick Cassavechia, 2006	5

## CAREER

1. Zane Carlson, 2000-04	37
2. Nick Cassavechia, 2005-08	24
3. Abe Woody, 2003-05	19
4. Kyle Edens, 1999-02	18
<b>Max Garner, 2009-pres.</b>	<b>18</b>

## BIG 12 CAREER

1. Zane Carlson, 2000-04	17
2. <b>Max Garner, 2009-pres.</b>	<b>13</b>
3. Abe Woody, 2003-05	8
Nick Cassavechia, 2005-08	8
5. Kyle Edens, 1999-02	7

## INNINGS

BIG 12 CAREER	
1. Steven White, 2000-03	186.0
2. Jason Jennings, 1997-99	177.2
3. Justin Taylor, 1999-02	151.2
4. Logan Verrett, 2009-11	150.2
5. Chad Hawkins, 1999-00	142.1
Josh Scott, 1998-01	142.1
7. Kendal Volz, 2007-09	140.2
8. Ryan LaMotta, 2003-06	140.0
9. <b>Josh Turley, 2010-pres.</b>	<b>138.0</b>
10. Shawn Tolleson, 2008-10	120.1

## FEWEST WALKS ALLOWED

PER 9 INNINGS	
CAREER (SINCE 1968)	
MIN. 100.0 INNINGS	
1. Rick Dusek, 1968-70	1.42
2. <b>Josh Turley, 2010-pres.</b>	<b>1.99</b>
3. David Dorries, 1969-71	2.23

## WHIP (WALKS + HITS/INNING)

BIG 12 CAREER	
MIN. 30.0 INNINGS	
1. Chad Hawkins, 1999-00	1.215
2. <b>Josh Turley, 2010-pres.</b>	<b>1.232</b>
3. Abe Woody, 2003-05	1.242
4. Jason Jennings, 1997-99	1.278
5. Kyle Evans, 1998-00	1.284
6. Kris Lambert, 1997	1.316

# BAYLOR HOME RUNS

## BREAKDOWN

at Home:	15
on the Road:	19
at Neutral Sites:	0
vs. RHP:	21
vs. LHP:	13
vs. Big 12 Teams:	23
vs. Non-Big 12 Teams:	11
with 0 outs:	10
with 1 out:	12
with 2 outs:	12
Solo HR:	17
Two-run HR:	9
Three-run HR:	8
Grand Slam:	0
February:	3
March:	8
April:	19
May:	4
June:	0
in 1st Inning:	6
in 2nd Inning:	3
in 3rd Inning:	6
in 4th Inning:	0
in 5th Inning:	6
in 6th Inning:	5
in 7th Inning:	3
in 8th Inning:	2
in 9th Inning:	2
in Extra Innings:	1
0-0 Count:	7
0-1 Count:	2
0-2 Count:	1
1-0 Count:	5
1-1 Count:	4
1-2 Count:	1
2-0 Count:	1
2-1 Count:	2
2-2 Count:	4
3-0 Count:	0
3-1 Count:	2
3-2 Count:	5
Leadoff:	2
2nd Batter:	1
3rd Batter:	5
Clean Up:	9
5th Batter:	4
6th Batter:	5
7th Batter:	5
8th Batter:	1
9th Batter:	2
Day Games:	25
Night Games:	9
Starters:	20
Relievers:	14
Games Won:	30
Games Lost:	4
Record with HR:	17-2
Record without HR:	25-10
Record when allowing HR:	5-4
Record when not allowing HR:	37-8

NO.	PLAYER (#)	OPPONENT (DATE)	LOC.	RUNS	OUTS	COUNT	INNING	PITCHER
§ 1	Max Muncy (1)	at UCLA (2/26)	RC	2	1	2-2	1st	Weiss (R)
§ 2	Max Muncy (2)	at UCLA (2/26)	RF	1	0	3-1	3rd	Weiss (R)
3	Logan Vick (1)	at UCLA (2/26)	RF	1	1	1-1	3rd	Weiss (R)
4	Max Muncy (3)	KANSAS (3/24)	RF	2	1	0-0	3rd	Taylor (R)
5	Cal Towey (1)	KANSAS (3/24)	RF	1	1	0-0	5th	Taylor (R)
6	Max Muncy (4)	KANSAS (3/24)	RL	3	0	1-2	6th	Taylor (R)
7	Dan Evatt (1)	KANSAS (3/25)	RC	2	2	2-1	3rd	Benjamin (L)
! 8	Josh Ludy (1)	at Houston (3/27)	LF	1	1	0-0	5th	Hernandez (L-r)
! 9	Dan Evatt (2)	at Houston (3/27)	LC	1	1	1-0	5th	Hernandez (L-r)
§ 10	Dan Evatt (3)	OKLAHOMA STATE (3/31)	RF	1	2	3-2	2nd	Ottoson (L)
11	Cal Towey (2)	OKLAHOMA STATE (3/31)	RF	1	2	3-2	6th	Ottoson (L)
† 12	Cal Towey (3)	OKLAHOMA STATE (4/1)	RF	3	0	0-0	7th	Wheeland (R)
§ 13	Nathan Orf (1)	at Missouri (4/6)	LF	1	0	2-2	1st	Holovach (L)
† 14	Josh Ludy (2)	at Missouri (4/7)	LF	2	2	1-1	6th	Walsh (L-r)
§ 15	Dan Evatt (4)	at Missouri (4/7)	LC	1	0	3-2	7th	Walsh (L-r)
16	Max Muncy (5)	at Kansas State (4/13)	RF	1	2	3-2	9th	Esquivel (R-r)
§ 17	Josh Ludy (3)	at Kansas State (4/14)	LC	2	2	0-0	1st	Flattery (L)
18	Jake Miller (1)	at Kansas State (4/14)	CF	3	0	1-0	6th	Wivinis (R-r)
§* 19	Nathan Orf (2)	at Kansas State (4/14)	LF	3	1	2-2	7th	Fasola (R-r)
20	Josh Ludy (4)	at Kansas State (4/15)	CF	2	2	1-0	3rd	Bahramzadeh (R)
21	Josh Ludy (5)	at Kansas State (4/15)	CF	1	0	0-0	5th	Bahramzadeh (R)
#! 22	Josh Ludy (6)	at Kansas State (4/15)	RF	3	1	3-1	8th	Williams (R-r)
! 23	Cal Towey (4)	at Kansas State (4/15)	RF	1	1	1-0	8th	Williams (R-r)
§* 24	Michael Howard (1)	at Kansas State (4/15)	RL	1	2	0-0	11th	Wivinis (R-r)
25	Dan Evatt (5)	TAMU-Corpus Christi (4/17)	LF	3	2	0-1	1st	Belicek (L)
> 26	Josh Ludy (7)	TEXAS A&M (4/22)	LC	2	1	3-2	1st	Pineda (R)
§ 27	Dan Evatt (6)	UT ARLINGTON (4/26)	RC	2	2	1-1	1st	Westbrook (L)
28	Adam Toth (1)	NEW MEXICO STATE (4/28)	RF	1	2	2-1	2nd	A. Mott (R)
! 29	Logan Vick (2)	NEW MEXICO STATE (4/28)	RF	3	1	0-2	5th	E. Mott (R-r)
! 30	Dan Evatt (7)	NEW MEXICO STATE (4/28)	LF	1	1	0-1	5th	E. Mott (R-r)
† 31	Josh Ludy (8)	at Oklahoma (5/13)	LF	1	0	2-2	2nd	Overton (L)
§* 32	Cal Towey (5)	UTSA (5/15)	RF	3	2	1-0	3rd	Onda (R)
33	Max Muncy (6)	TEXAS (5/17)	RC	2	0	1-1	6th	Thornhill (R-r)
34	Josh Ludy (9)	at Texas (5/18)	LF	1	0	2-0	9th	Milner (L-r)

\* - inside-the-park home run

^ - pinch-hit home run

† - game-tying home run

§ - tie-breaking home run

• - game-winning home run

! - back-to-back home runs

# - home run erased deficit and gave Baylor lead

&gt; - hit on 14th pitch of at-bat

*italics indicates walk-off home run*

## STARTERS BY POSITION

DATE	OPP.	C	1B	2B	3B	SS	LF	CF	RF	DH
2/17	ORU	Ludy	Muncy	DalPorto	Towey	Miller	Evatt	Vick	Toth	Orf
2/19	ORU-1	Ludy	Muncy	DalPorto	Towey	Miller	Evatt	Vick	Toth	Orf
2/19	ORU-2	Ludy	Muncy	Langford	Towey	Miller	Howard	Vick	Toth	Orf
2/21	TCU	Ludy	Muncy	DalPorto	Towey	Miller	Evatt	Vick	Brown	Orf
2/22	TXST	Ludy	Muncy	Langford	Towey	Miller	Howard	Vick	Toth	Orf
2/24	UCLA	Ludy	Muncy	Langford	Towey	Miller	Evatt	Vick	Toth	Orf
2/25	UCLA	Ludy	Muncy	Langford	Towey	Miller	Howard	Vick	Toth	Orf
2/26	UCLA	Ludy	Muncy	Langford	Towey	Miller	Brown	Vick	Toth	Orf
2/28	SHSU	Ludy	Muncy	Langford	Towey	Miller	Evatt	Vick	Brown	Orf
3/2	UCI	Ludy	Muncy	Langford	Towey	Miller	Orf	Vick	Brown	Hainsfurther
3/3	LU	Hainsfurther	Muncy	DalPorto	Towey	Miller	Orf	Vick	Brown	Ludy
3/3	UCI	Ludy	Muncy	Langford	Towey	Miller	Orf	Vick	Howard	Evatt
3/4	LU	Ludy	Muncy	Langford	Towey	Miller	Orf	Vick	Howard	Turley
3/6	TCU	Ludy	Muncy	Langford	Towey	Miller	Howard	Vick	Brown	Orf
3/7	MSU	Ludy	Muncy	Langford	Towey	Miller	Orf	Vick	Brown	Howard
3/11	MEM-1	Ludy	Muncy	Langford	Towey	Miller	Orf	Vick	Howard	Hainsfurther
3/11	MEM-2	Ludy	Muncy	Langford	Towey	Miller	Orf	Vick	Brown	Hainsfurther
3/13	UTA	Ludy	Muncy	Langford	Towey	Miller	Howard	Vick	Brown	Orf
3/16	TTU	Ludy	Muncy	Langford	Towey	Miller	Orf	Vick	Howard	Hainsfurther
3/17	TTU	Ludy	Muncy	Langford	Towey	Miller	Orf	Vick	Howard	Hainsfurther
3/18	TTU	Ludy	Muncy	Langford	Towey	Miller	Howard	Vick	Brown	Orf
3/21	SHSU	Ludy	Muncy	Langford	Towey	Miller	Evatt	Vick	Brown	Orf
3/23	KU	Ludy	Muncy	Langford	Towey	Miller	Orf	Vick	Howard	Hainsfurther
3/24	KU	Ludy	Muncy	Langford	Towey	Miller	Orf	Vick	Howard	Browder
3/25	KU	Ludy	Muncy	Langford	Towey	Miller	Orf	Vick	Brown	Blank
3/27	UH	Ludy	Muncy	Langford	Towey	Miller	Evatt	Vick	Howard	Orf
3/30	OSU	Ludy	Muncy	Langford	Towey	Miller	Orf	Vick	Howard	Evatt
3/31	OSU	Ludy	Muncy	Langford	Towey	Miller	Orf	Vick	Brown	Evatt
4/1	OSU	Ludy	Muncy	Langford	Towey	Miller	Orf	Vick	Toth	Evatt
4/5	MU	Ludy	Muncy	Langford	Towey	Miller	Evatt	Vick	Toth	Orf
4/6	MU	Ludy	Muncy	Langford	Towey	Miller	Evatt	Vick	Toth	Orf
4/7	MU	Ludy	Muncy	Langford	Towey	Miller	Evatt	Vick	Toth	Orf
4/10	ULM	Ludy	Muncy	Langford	Towey	Miller	Evatt	Vick	Toth	Orf
4/11	ULM	Goodwin	Muncy	DalPorto	Towey	Miller	Howard	Vick	Toth	Evatt
4/13	KSU	Ludy	Muncy	Langford	Towey	Miller	Evatt	Vick	Toth	Orf
4/14	KSU	Ludy	Muncy	Langford	Towey	Miller	Evatt	Vick	Howard	Orf
4/15	KSU	Ludy	Muncy	Langford	Towey	Miller	Evatt	Vick	Howard	Orf
4/17	AMCC	Ludy	Muncy	DalPorto	Towey	Miller	Evatt	Toth	Brown	Orf
4/18	AMCC	Goodwin	Muncy	Langford	Towey	DalPorto	Evatt	Vick	Toth	Orf
4/20	TAMU	Ludy	Muncy	Langford	Towey	Miller	Evatt	Vick	Toth	Orf
4/21	TAMU	Ludy	Muncy	Langford	Towey	Miller	Evatt	Vick	Toth	Orf
4/22	TAMU	Ludy	Muncy	Langford	Towey	Miller	Evatt	Vick	Toth	Orf
4/24	UTSA	Ludy	Muncy	Langford	Towey	DalPorto	Evatt	Vick	Toth	Orf
4/25	UTA	Goodwin	Muncy	DalPorto	Towey	Miller	Evatt	Vick	Brown	Orf
4/27	NMSU	Ludy	Muncy	Langford	Towey	Miller	Evatt	Vick	Toth	Orf
4/28	NMSU	Ludy	Muncy	Langford	Towey	Miller	Evatt	Vick	Toth	Orf
5/9	TXST	Ludy	Muncy	Langford	Towey	Miller	Evatt	Vick	Toth	Orf
5/12	OU-1	Ludy	Muncy	Langford	Towey	Miller	Evatt	Vick	Toth	Orf
5/12	OU-2	Ludy	Muncy	Langford	Towey	Miller	Howard	Vick	Toth	Orf
5/13	OU	Ludy	Muncy	Langford	Towey	Miller	Evatt	Vick	Toth	Orf
5/15	UTSA	Ludy	Muncy	Langford	Towey	Miller	Evatt	Vick	Toth	Orf
5/17	UT	Ludy	Muncy	DalPorto	Towey	Miller	Evatt	Vick	Toth	Orf
5/18	UT	Ludy	Muncy	Langford	Towey	Miller	Evatt	Vick	Toth	Orf
5/19	UT	Ludy	Muncy	Langford	Towey	Miller	Howard	Vick	Toth	Orf

## PITCHERS' TALLY

### BAYLOR RECORD BY STARTING PITCHER

PITCHER	RECORD	PCT.
Joey Hainsfurther	5-0	1.000
Trent Blank	12-1	.923
Josh Turley	12-1	.923
Tyler Bremer	4-2	.667
Max Garner	4-2	.667
Brad Kuntz	3-2	.600
Austin Stone	2-3	.400
Dillon Newman	0-1	.000

### STARTERS' RUN SUPPORT

PLAYER	STARTS	AVG.
Joey Hainsfurther	5	11.00
<b>High:</b> 14 at Houston (3/27)		
<b>Low:</b> 7 vs. Texas A&M (4/22)		
Brad Kuntz	5	9.20
<b>High:</b> 14 vs. UTSA (5/15)		
<b>Low:</b> 6 at UCLA (2/26)		
Josh Turley	13	6.46
<b>High:</b> 16 vs. Texas (5/18)		
<b>Low:</b> 0 at Oklahoma-1 (5/12)		
Trent Blank	13	6.31
<b>High:</b> 15 vs. New Mexico State (4/28)		
<b>Low:</b> 1 vs. Texas A&M (4/21); at Oklahoma-2 (5/12)		
Austin Stone	5	5.60
<b>High:</b> 15 vs. Texas A&M-Corpus Christi (4/17)		
<b>Low:</b> 0 vs. Michigan State (3/7)		
Tyler Bremer	6	4.67
<b>High:</b> 7 vs. Louisiana-Monroe (4/10)		
<b>Low:</b> 1 at Texas (5/19)		
Max Garner	6	4.50
<b>High:</b> 8 vs. Texas Tech (3/18/12); vs. Kansas (3/25/12)		
<b>Low:</b> 0 vs. Lamar (3/3)		
Dillon Newman	1	4.00
<b>High:</b> 4 at TCU (3/6)		
<b>Low:</b> 4 at TCU (3/6)		

# BIG INNINGS FOUR-PLUS RUNS

## BAYLOR

DATE	OPPONENT	INN.	RUNS	RESULT
2/19	ORAL ROBERTS-2	4th	4	W 8-1
2/21	TCU	8th	4	W 7-1
2/22	vs. Texas State	5th	4	W 5-1
2/24	at UCLA	7th	8	W 15-3
2/28	SAM HOUSTON STATE	3rd	4	W 6-2
3/3	UC IRVINE	8th	5	W 6-1
3/18	TEXAS TECH	3rd	4	W 8-1
3/18	TEXAS TECH	7th	4	W 8-1
3/23	KANSAS	7th	5	W 10-2
3/27	at Houston	4th	5	W 14-5
3/27	at Houston	8th	4	W 14-5
4/7	at Missouri	6th	4	W 12-7
4/7	at Missouri	7th	4	W 12-7
4/14	at Kansas State	6th	5	W 14-12
4/14	at Kansas State	7th	5	W 14-12
4/15	at Kansas State	8th	4	W 12-11
4/17	TAMU-CORPUS CHRISTI	1st	4	W 15-2
4/17	TAMU-CORPUS CHRISTI	4th	4	W 15-2
4/17	TAMU-CORPUS CHRISTI	6th	6	W 15-2
4/18	TAMU-CORPUS CHRISTI	1st	5	W 11-1
4/18	TAMU-CORPUS CHRISTI	4th	4	W 11-1
4/22	TEXAS A&M	1st	4	W 7-5
4/28	NEW MEXICO STATE	4th	5	W 15-5
4/28	NEW MEXICO STATE	5th	7	W 15-5
5/15	UTSA	3rd	4	W 14-3
5/15	UTSA	8th	5	W 14-3
5/17	TEXAS	6th	7	W 16-5
5/17	TEXAS	7th	4	W 16-5

## OPPONENT

DATE	OPPONENT	INN.	RUNS	RESULT
2/25	at UCLA	6th	5	L 3-9
2/26	at UCLA	8th	4	L 6-8
3/4	LAMAR	1st	5	L 7-8
3/6	at TCU	8th	6	L 4-9
3/25	KANSAS	5th	4	W 8-6
4/11	LOUISIANA-MONROE	9th	4	W 8-7
4/14	at Kansas State	5th	6	W 14-12
4/15	at Kansas State	2nd	5	W 12-11
5/13	at Oklahoma	8th	4	L 6-12

RECORD WITH A BIG INNING: 18-0

RECORD WITHOUT A BIG INNING: 24-12

RECORD WHEN ALLOWING A BIG INNING: 4-5

RECORD WHEN NOT ALLOWING A BIG INNING: 38-7

# STARTERS BY BATTING ORDER

DATE	OPP.	1	2	3	4	5	6	7	8	9
2/17	ORU	Orf	Towey	Muncy	Ludy	Vick	Evatt	Miller	DalPorto	Toth
2/19	ORU-1	Orf	Towey	Muncy	Ludy	Vick	Evatt	Miller	DalPorto	Toth
2/19	ORU-2	Orf	Towey	Muncy	Ludy	Vick	Howard	Miller	Langford	Toth
2/21	TCU	Orf	Towey	Muncy	Ludy	Vick	Evatt	Miller	DalPorto	Brown
2/22	TXST	Orf	Towey	Muncy	Ludy	Vick	Howard	Miller	Langford	Toth
2/24	UCLA	Orf	Towey	Muncy	Ludy	Vick	Evatt	Miller	Langford	Toth
2/25	UCLA	Orf	Towey	Muncy	Ludy	Vick	Howard	Miller	Langford	Toth
2/26	UCLA	Orf	Toth	Muncy	Ludy	Vick	Towey	Miller	Langford	Brown
2/28	SHSU	Orf	Towey	Muncy	Ludy	Vick	Evatt	Miller	Langford	Brown
3/2	UCI	Orf	Towey	Muncy	Ludy	Vick	Hainsfurther	Miller	Langford	Brown
3/3	LU	Orf	Towey	Muncy	Ludy	Vick	Hainsfurther	Miller	DalPorto	Brown
3/3	UCI	Orf	Towey	Muncy	Ludy	Vick	Evatt	Howard	Miller	Langford
3/4	LU	Orf	Towey	Muncy	Ludy	Vick	Howard	Miller	Turley	Langford
3/6	TCU	Orf	Towey	Muncy	Ludy	Vick	Howard	Miller	Langford	Brown
3/7	MSU	Orf	Langford	Muncy	Ludy	Vick	Howard	Towey	Miller	Brown
3/11	MEM-1	Orf	Towey	Muncy	Ludy	Vick	Hainsfurther	Howard	Miller	Langford
3/11	MEM-2	Orf	Towey	Muncy	Ludy	Vick	Hainsfurther	Brown	Miller	Langford
3/13	UTA	Orf	Towey	Muncy	Ludy	Vick	Howard	Miller	Langford	Brown
3/16	TTU	Langford	Muncy	Orf	Towey	Vick	Ludy	Hainsfurther	Howard	Miller
3/17	TTU	Langford	Muncy	Orf	Towey	Vick	Ludy	Hainsfurther	Howard	Miller
3/18	TTU	Langford	Muncy	Orf	Towey	Vick	Ludy	Howard	Miller	Brown
3/21	SHSU	Langford	Muncy	Orf	Towey	Vick	Ludy	Evatt	Miller	Brown
3/23	KU	Langford	Orf	Muncy	Vick	Towey	Ludy	Hainsfurther	Howard	Miller
3/24	KU	Langford	Orf	Muncy	Vick	Towey	Ludy	Browder	Howard	Miller
3/25	KU	Orf	Langford	Muncy	Ludy	Towey	Vick	Blank	Miller	Brown
3/27	UH	Langford	Orf	Muncy	Towey	Vick	Ludy	Evatt	Howard	Miller
3/30	OSU	Orf	Langford	Muncy	Ludy	Vick	Evatt	Towey	Miller	Howard
3/31	OSU	Orf	Langford	Muncy	Ludy	Vick	Evatt	Towey	Miller	Brown
4/1	OSU	Langford	Orf	Muncy	Ludy	Vick	Evatt	Towey	Miller	Toth
4/5	MU	Orf	Langford	Muncy	Ludy	Vick	Evatt	Towey	Miller	Toth
4/6	MU	Orf	Langford	Muncy	Ludy	Vick	Evatt	Towey	Miller	Toth
4/7	MU	Orf	Langford	Muncy	Ludy	Vick	Evatt	Towey	Miller	Toth
4/10	ULM	Orf	Langford	Muncy	Ludy	Vick	Evatt	Towey	Miller	Toth
4/11	ULM	Toth	Towey	Muncy	Vick	Evatt	Miller	Howard	DalPorto	Goodwin
4/13	KSU	Orf	Langford	Muncy	Ludy	Vick	Evatt	Towey	Miller	Toth
4/14	KSU	Orf	Langford	Muncy	Ludy	Vick	Evatt	Towey	Miller	Howard
4/15	KSU	Orf	Langford	Muncy	Ludy	Towey	Evatt	Vick	Miller	Howard
4/17	AMCC	Orf	Toth	Muncy	Ludy	Towey	Evatt	Miller	DalPorto	Brown
4/18	AMCC	Orf	Langford	Muncy	Towey	Evatt	Vick	Toth	DalPorto	Goodwin
4/20	TAMU	Orf	Langford	Muncy	Ludy	Vick	Evatt	Towey	Miller	Toth
4/21	TAMU	Orf	Langford	Muncy	Ludy	Vick	Evatt	Towey	Miller	Toth
4/22	TAMU	Orf	Langford	Muncy	Ludy	Vick	Evatt	Towey	Miller	Toth
4/24	UTSA	Orf	Langford	Muncy	Ludy	Vick	Evatt	Towey	DalPorto	Toth
4/25	UTA	Orf	Towey	Muncy	Evatt	Vick	Miller	DalPorto	Goodwin	Brown
4/27	NMSU	Orf	Langford	Muncy	Ludy	Vick	Evatt	Towey	Miller	Toth
4/28	NMSU	Orf	Langford	Muncy	Ludy	Vick	Evatt	Towey	Miller	Toth
5/9	TXST	Orf	Langford	Muncy	Ludy	Vick	Evatt	Towey	Miller	Toth
5/12	OU-1	Orf	Langford	Muncy	Ludy	Vick	Evatt	Towey	Miller	Toth
5/12	OU-2	Orf	Langford	Muncy	Ludy	Vick	Towey	Howard	Miller	Toth
5/13	OU	Orf	Langford	Muncy	Ludy	Vick	Evatt	Towey	Miller	Toth
5/15	UTSA	Orf	Toth	Vick	Ludy	Muncy	Evatt	Towey	Miller	Langford
5/17	UT	Orf	Muncy	Ludy	Vick	Evatt	Towey	Miller	Toth	DalPorto
5/18	UT	Orf	Langford	Vick	Ludy	Muncy	Evatt	Towey	Miller	Toth
5/19	UT	Orf	Muncy	Vick	Ludy	Towey	Miller	Howard	Langford	Toth

**SERIES-BY-SERIES BATTING**

SERIES	W-L	AVG	AB	R	H	RBI	2B	3B	HR	SLG%	BB	HBP	SO	OB%	SF	SH	SB-SBA
QRU	3-0	.270	89	14	24	14	7	1	0	.371	15	1	18	.377	1	2	1-1
UCLA	1-2	.336	107	24	36	24	10	1	3	.533	23	4	19	.470	0	4	4-6
QTI	2-2	.264	121	17	32	14	4	1	0	.314	20	2	19	.370	3	2	4-8
MEM	2-0	.333	51	9	17	8	1	1	0	.392	7	0	5	.393	3	3	1-2
TTU	3-0	.337	101	21	34	16	9	2	0	.465	10	6	22	.427	0	2	2-6
KU	3-0	.351	94	27	33	23	4	3	4	.585	16	3	14	.448	3	7	2-3
OSU	3-0	.283	106	15	30	15	4	0	3	.406	12	7	23	.392	0	3	7-10
MU	3-0	.299	107	20	32	19	7	0	3	.449	10	1	13	.361	1	1	4-6
KSU	3-0	.390	123	31	48	30	9	0	9	.683	14	2	23	.457	1	3	0-3
TAMU	3-0	.293	99	13	29	13	4	0	1	.364	7	2	18	.345	2	2	2-3
NMSU	2-0	.359	64	20	23	18	3	0	3	.547	11	3	9	.457	3	2	8-8
OU	0-3	.245	98	7	24	7	4	1	1	.337	5	2	23	.292	1	2	2-3
UT	2-1	.324	102	21	33	19	8	0	2	.461	13	5	20	.418	2	0	0-3

**SERIES-BY-SERIES PITCHING**

Series	W-L	ERA	IP	H	R	ER	BB	SO	AB	OBA	2B	3B	HR	WP	HB	BK	SF	SH	GDP
QRU	3-0	1.00	27.0	16	5	3	5	24	94	.170	3	0	0	0	2	1	1	3	3
UCLA	1-2	6.84	25.0	31	20	19	14	13	101	.307	6	1	1	4	3	3	1	1	1
QTI	2-2	4.50	36.0	36	19	18	13	26	134	.269	1	2	2	1	3	2	3	4	0
MEM	2-0	2.40	15.0	13	4	4	2	18	57	.228	3	0	0	0	1	0	0	1	1
TTU	3-0	2.33	27.0	23	8	7	6	22	97	.237	4	0	1	1	3	1	1	3	2
KU	3-0	1.73	26.0	25	8	5	9	27	100	.250	0	0	1	3	4	1	1	2	2
OSU	3-0	2.61	31.0	31	10	9	8	21	115	.270	6	0	0	1	1	1	2	1	3
MU	3-0	2.77	26.0	26	11	8	7	24	102	.255	3	0	1	1	2	0	0	2	3
KSU	3-0	6.21	29.0	35	25	20	12	22	118	.297	6	1	1	2	6	0	3	3	1
TAMU	3-0	1.00	27.0	24	8	3	2	20	105	.229	3	1	0	3	2	1	0	0	2
NMSU	2-0	1.59	17.0	15	5	3	5	11	65	.231	3	0	1	1	2	0	0	1	1
OU	0-3	4.91	25.2	27	15	14	5	22	99	.273	6	1	1	0	3	0	1	2	1
UT	2-1	2.42	26.0	21	7	7	3	17	97	.216	6	0	2	2	1	0	0	2	2

**MONTH-BY-MONTH BATTING**

MONTH	W-L	AVG	AB	R	H	RBI	2B	3B	HR	SLG%	BB	HBP	SO	OB%	SF	SH	SB-SBA
February	7-2	.302	295	56	89	53	22	4	3	.434	51	9	60	.415	4	8	10-13
March	14-5	.299	598	116	179	100	30	7	8	.413	87	34	111	.411	11	20	26-40
April	17-1	.339	626	137	212	128	32	1	19	.484	70	15	110	.411	12	17	29-38
May	4-4	.287	268	45	77	42	31	10	54	.407	31	10	54	.377	4	2	12-16

**MONTH-BY-MONTH PITCHING**

MONTH	W-L	ERA	IP	H	R	ER	BB	SO	AB	OBA	2B	3B	HR	WP	HB	BK	SF	SH	GDP
February	7-2	2.96	79.0	61	29	26	31	54	283	.216	11	3	1	5	7	5	3	5	7
March	14-5	3.21	165.2	152	71	59	62	141	615	.247	23	2	4	7	18	5	9	12	9
April	17-1	3.30	161.0	153	76	59	51	125	617	.248	26	2	3	17	16	2	5	7	11
May	4-4	2.97	69.2	60	25	23	10	59	260	.231	16	1	3	4	4	0	1	4	3

**HOME-AWAY-NEUTRAL BATTING**

VENUE	W-L	AVG	AB	R	H	RBI	2B	3B	HR	SLG%	BB	HBP	SO	OB%	SF	SH	SB-SBA
Home	29-3	.326	1014	221	331	196	55	11	15	.447	149	37	179	.423	23	33	52-71
Away	12-9	.296	741	128	219	122	43	2	19	.436	87	29	145	.388	6	14	25-36
Neutral	1-0	.219	32	5	7	5	2	1	0	.344	3	2	11	.308	2	0	0-0

**HOME-AWAY-NEUTRAL PITCHING**

VENUE	W-L	ERA	IP	H	R	ER	BB	SO	AB	OBA	2B	3B	HR	WP	HB	BK	SF	SH	GDP
Home	29-3	2.61	283.0	238	98	82	86	230	1039	.229	39	4	7	20	23	6	10	17	17
Away	12-9	4.03	183.1	184	102	82	64	141	706	.261	25	4	4	13	21	5	8	11	12
Neutral	1-0	1.00	9.0	4	1	1	4	8	30	.133	2	0	0	0	1	1	0	0	1

**DAY-NIGHT BATTING**

TIME	W-L	AVG	AB	R	H	RBI	2B	3B	HR	SLG%	BB	HBP	SO	OB%	SF	SH	SB-SBA
Day	20-7	.311	890	179	277	161	38	10	25	.461	121	29	155	.403	19	24	30-41
Night	22-5	.312	897	175	280	162	62	4	9	.420	118	39	180	.410	12	23	47-66

**DAY-NIGHT PITCHING**

VENUE	W-L	ERA	IP	H	R	ER	BB	SO	AB	OBA	2B	3B	HR	WP	HB	BK	SF	SH	GDP
Day	20-7	3.90	237.2	241	124	103	84	191	910	.265	42	4	7	17	29	6	12	21	17
Night	22-5	2.35	237.2	185	77	62	70	188	865	.214	34	4	4	16	16	6	6	7	13

# 2012 STREAKS

**HITTING STREAKS (8+ GAMES)**

Nathan Orf	12
Lawton Langford	12
Max Muncy	10, 10, 8
Jake Miller	10
Dan Evatt	10
Josh Ludy	10
Cal Towey	9
Logan Vick	9

**ON-BASE STREAKS (10+ GAMES)**

Cal Towey	28
Lawton Langford	24, 11
Max Muncy	24, 13, 10
Nathan Orf	23, 11, 10
Dan Evatt	18
Logan Vick	17, 11
Josh Ludy	16, 14
Adam Toth	13
Michael Howard	12
Jake Miller	10

**2012 BAYLOR BASEBALL  
Overall Statistics for BAYLOR (as of May 21, 2012)  
(All games vs KANSAS STATE Sorted by Batting avg)**

Record: 3-0 Home: 0-0 Away: 3-0 Big 12: 3-0

Player	avg	gp-gs	ab	r	h	2b	3b	hr	rbi	tb	slg%	bb	hp	so	gdp	ob%	sf	sh	sb-att	po	a	e	fld%	
30 Ludy, Josh	.692	3-3	13	4	9	0	0	4	11	21	1.615	3	0	0	0	.750	0	0	0-0	19	3	0	1.000	
24 Howard, Michael	.545	3-2	11	3	6	1	0	1	2	10	.909	0	0	1	1	.545	0	0	0-0	4	0	0	1.000	
8 Langford, Lawton	.500	3-3	12	4	6	1	0	0	4	7	.583	4	0	1	0	.625	0	1	0-1	3	7	1	.909	
18 Towey, Cal	.500	3-3	12	3	6	1	0	1	1	10	.833	1	1	2	0	.571	0	1	0-2	1	9	1	.909	
19 Vick, Logan	.357	3-3	14	3	5	1	0	0	1	6	.429	1	0	3	2	.400	0	0	0-0	10	0	0	1.000	
20 Miller, Jake	.357	3-3	14	2	5	1	0	1	4	9	.643	0	0	4	0	.333	1	0	0-0	3	11	2	.875	
9 Muncy, Max	.333	3-3	15	5	5	3	0	1	2	11	.733	2	0	4	1	.412	0	0	0-0	36	2	0	1.000	
4 Orf, Nathan	.250	3-3	16	5	4	1	0	1	4	8	.500	0	1	4	1	.294	0	1	0-0	0	0	0	.000	
23 Evatt, Dan	.182	3-3	11	2	2	0	0	0	1	2	.182	3	0	4	0	.357	0	0	0-0	5	0	0	1.000	
-----																								
15 Toth, Adam	.000	3-1	5	0	0	0	0	0	0	0	.000	0	0	0	0	.000	0	0	0-0	1	0	0	1.000	
31 Goodwin, Nate	.000	1-0	0	0	0	0	0	0	0	0	.000	0	0	0	0	.000	0	0	0-0	3	0	0	1.000	
16 Brown, Logan	.000	1-0	0	0	0	0	0	0	0	0	.000	0	0	0	0	.000	0	0	0-0	0	0	0	.000	
Totals	.390	3	123	31	48	9	0	9	30	84	.683	14	2	23	5	.457	1	3	0-3	87	36	5	.961	
Opponents	.297	3	118	25	35	6	1	1	22	46	.390	12	6	22	1	.381	3	3	4-5	87	42	2	.985	

LOB - Team (25), Opp (30). DPs turned - Team (1), Opp (5).

**(All games vs KANSAS STATE Sorted by Earned run avg)**

Player	era	w-l	app	gs	cg	sho	sv	ip	h	r	er	bb	so	2b	3b	hr	b/avg	wp	hp	bk	sfa	sha
21 Garner, Max	0.00	0-0	2	0	0	0/0	2	3.0	1	0	0	1	4	0	0	0	.100	1	1	0	0	1
32 Turley, Josh	1.00	1-0	1	1	1	0/0	0	9.0	6	2	1	0	6	0	0	0	.176	1	1	0	0	0
1 Hainsfurther, Joey	11.57	0-0	1	1	0	0/0	0	4.2	8	8	6	1	3	3	1	0	.381	0	2	0	1	0
22 Blank, Trent	13.50	0-0	1	1	0	0/0	0	4.0	8	6	6	4	1	1	0	0	.471	0	0	0	1	1
-----																						
28 Newman, Dillon	0.00	1-0	1	0	0	0/0	0	2.2	2	0	0	1	3	0	0	0	.250	0	0	0	1	1
35 Bare, Crayton	0.00	0-0	2	0	0	0/0	0	0.2	0	0	0	2	1	0	0	0	.000	0	1	0	0	0
33 Bremer, Tyler	9.00	1-0	1	0	0	0/0	0	2.0	3	2	2	1	1	1	0	1	.333	0	0	0	0	0
6 Smith, Ryan	11.57	0-0	1	0	0	0/0	0	2.1	5	3	3	0	3	1	0	0	.417	0	1	0	0	0
11 Kuntz, Brad	13.50	0-0	1	0	0	0/0	0	0.2	2	4	1	2	0	0	0	0	.400	0	0	0	0	0
Totals	5.90	3-0	3	3	1	0/0	2	29.0	35	25	19	12	22	6	1	1	.297	2	6	0	3	3
Opponents	9.31	0-3	3	3	0	0/0	0	29.0	48	31	30	14	23	9	0	9	.390	4	2	0	1	3

PB - Team (1), Ludy 1.

**2012 BAYLOR BASEBALL**  
**#8 BAYLOR at KANSAS STATE**  
**Apr 13, 2012 at Manhattan, Kan. (Tointon Stadium)**

**BAYLOR 5 (28-7,13-0 BIG 12)****KANSAS STATE 2 (17-16,3-7 BIG 12)**

Player	ab	r	h	rbi	bb	so	po	a	lob	avg	Player	ab	r	h	rbi	bb	so	po	a	lob	avg
Orf, Nathan dh	5	1	1	0	0	1	0	0	0	.260	Kivett, Ross 2b	4	0	0	0	0	0	0	7	2	.261
Langford, Lawton 2b	3	1	2	0	1	0	1	3	0	.389	Witt, Tanner rf	4	0	0	0	0	0	0	0	1	.346
Muncy, Max 1b	5	2	3	2	0	0	15	1	0	.328	King, Jared cf	4	0	0	0	0	3	3	0	1	.387
Ludy, Josh c	5	0	2	2	0	0	6	0	1	.331	DeBord, Blair dh	4	0	0	0	0	0	0	0	0	.287
Vick, Logan cf	4	1	1	0	0	1	2	0	1	.312	Giller, Matt 1b	4	0	0	0	0	0	15	1	0	.303
Evatt, Dan lf	3	0	0	0	1	1	1	0	0	.309	Davis, Jon lf	3	1	1	0	0	0	0	0	0	.279
Howard, Michael lf	0	0	0	0	0	0	0	0	0	.288	Klein, Dan c	4	1	3	1	0	1	3	2	0	.306
Towey, Cal 3b	2	0	2	0	1	0	0	3	0	.316	Santigate, RJ 3b	4	0	0	0	0	1	1	1	2	.130
Miller, Jake ss	3	0	2	1	0	1	0	4	0	.299	Brown, Jake ss	3	0	2	1	0	1	3	4	0	.254
Toth, Adam rf	4	0	0	0	0	0	1	0	6	.321	Applegate, Matt p	0	0	0	0	0	0	2	2	0	-
Turley, Josh p	0	0	0	0	0	0	1	2	0	.333	Esquivel, Gerardo p	0	0	0	0	0	0	0	0	0	-
Totals	34	5	13	5	3	4	27	13	8		Totals	34	2	6	2	0	6	27	17	6	

Score by Innings	1	2	3	4	5	6	7	8	9	R	H	E
BAYLOR	1	0	0	1	0	0	2	0	1	5	13	2
KANSAS STATE	0	1	0	0	1	0	0	0	0	2	6	0

E - Towey(8); Turley(2). DP - KS 2. LOB - BU 8; KS 6. 2B - Muncy 2(10); Towey(7); Miller(9). HR - Muncy(5). HBP - Davis, Jon. SH - Langford(6); Towey(8). SF - Miller(3). SB - Kivett, Ross(18). CS - Towey(3).

BAYLOR	ip	h	r	er	bb	so	ab	bf	np	era	KANSAS STATE	ip	h	r	er	bb	so	ab	bf	np	era
Turley, Josh	9.0	6	2	1	0	6	34	35	116	2.02	Applegate, Matt	6.1	10	4	4	2	3	25	30	81	5.37
											Esquivel, Gerardo	2.2	3	1	1	1	1	9	10	45	6.51

Win - Turley (5-0). Loss - Applegate, M (2-4). Save - None.

WP - Turley(2). HBP - by Turley (Davis, Jon). Pitches/strikes: Turley 116/81; Applegate, M 81/55; Esquivel, G. 45/26.

Umpires - HP: Pat Spieler 1B: Terry Harrison 3B: Bill McGuire

Start: 6:32 pm Time: 2:29 Attendance: 1705

Weather: 73 degrees, wind SSW 9

**2012 BAYLOR BASEBALL**  
**#8 BAYLOR at KANSAS STATE**  
**Apr 14, 2012 at Manhattan, Kan. (Tointon Stadium)**

**BAYLOR 14 (29-7,14-0 BIG 12)**

Player	ab	r	h	rbi	bb	so	po	a	lob
Orf, Nathan dh	5	2	2	3	0	0	0	0	1
Langford, Lawton 2b	5	2	3	2	1	0	1	2	0
Muncy, Max 1b	6	1	1	0	0	4	11	1	1
Ludy, Josh c	2	1	2	2	3	0	5	1	0
Vick, Logan cf	5	1	1	1	0	2	4	0	2
Evatt, Dan lf	3	2	1	1	2	0	3	0	2
Toth, Adam rf	0	0	0	0	0	0	0	0	0
Towey, Cal 3b	4	2	2	0	0	1	1	3	1
Miller, Jake ss	5	1	1	3	0	1	0	5	0
Howard, Michael rf/lf	5	2	4	1	0	0	1	0	0
Blank, Trent p	0	0	0	0	0	0	1	0	0
Kuntz, Brad p	0	0	0	0	0	0	0	0	0
Bare, Crayton p	0	0	0	0	0	0	0	0	0
Bremer, Tyler p	0	0	0	0	0	0	0	0	0
Garner, Max p	0	0	0	0	0	0	0	0	0
<b>Totals</b>	<b>40</b>	<b>14</b>	<b>17</b>	<b>13</b>	<b>6</b>	<b>8</b>	<b>27</b>	<b>12</b>	<b>7</b>

**KANSAS STATE 12 (17-17,3-8 BIG 12)**

Player	ab	r	h	rbi	bb	so	po	a	lob
Witt, Tanner rf	6	1	3	0	0	0	3	1	1
Kivett, Ross 2b	5	1	1	1	1	0	2	2	2
King, Jared cf	5	3	2	0	1	0	1	0	1
Hinkle, Wade 1b	3	2	3	2	2	0	10	0	0
Davis, Jon lf	3	1	1	0	2	2	0	0	0
Kindel, Mike dh	1	0	1	3	0	0	0	0	0
DeBord, Blair ph/dh	3	1	0	0	1	1	0	0	4
Santigate, RJ 3b	2	0	0	0	0	0	1	2	3
Giller, Matt ph/3b	3	1	1	0	0	0	0	1	1
Klein, Dan c	4	1	0	1	1	1	8	2	0
Brown, Jake ss	4	1	2	2	1	0	1	2	0
Flattery, Joe p	0	0	0	0	0	0	0	0	0
Wivinis, Matt p	0	0	0	0	0	0	0	0	0
Doller, Jake p	0	0	0	0	0	0	0	1	0
Fasola, Johnny p	0	0	0	0	0	0	1	0	0
Youngdahl, Robert p	0	0	0	0	0	0	0	0	0
Wallingford, Caleb p	0	0	0	0	0	0	0	0	0
Williams, Nate p	0	0	0	0	0	0	0	0	0
<b>Totals</b>	<b>39</b>	<b>12</b>	<b>14</b>	<b>9</b>	<b>9</b>	<b>4</b>	<b>27</b>	<b>11</b>	<b>12</b>

Score by Innings	1	2	3	4	5	6	7	8	9	R	H	E
BAYLOR	3	1	0	0	0	5	5	0	0	<b>14</b>	<b>17</b>	<b>1</b>
KANSAS STATE	2	0	1	1	6	0	2	0	0	<b>12</b>	<b>14</b>	<b>1</b>

E - Miller(10); Santigate(3). DP - BU 1; KS 1. LOB - BU 7; KS 12. 2B - Langford(4); Vick(16); Howard(2); Witt, Tanner(6); King, Jared(9). HR - Orf(2); Ludy(3); Miller(1); Hinkle, Wade(7). HBP - Towey; Hinkle, Wade. SH - Orf(4); Davis, Jon(2). SF - Kindel, Mike(3). SB - Witt, Tanner(16); Brown, Jake 2(14). CS - Towey(4).

BAYLOR	ip	h	r	er	bb	so	ab	bf	np	KANSAS STATE	ip	h	r	er	bb	so	ab	bf	np
Blank, Trent	4.0	8	6	6	4	1	17	23	85	Flattery, Joe	5.0	7	5	4	3	4	21	24	86
Kuntz, Brad	0.2	2	4	1	2	0	5	7	24	Wivinis, Matt	0.0	3	3	3	0	0	3	3	8
Bare, Crayton	0.1	0	0	0	1	0	1	3	6	Doller, Jake	0.1	2	1	1	0	0	2	3	8
Bremer, Tyler	2.0	3	2	2	1	1	9	10	36	Fasola, Johnny	1.0	4	5	5	2	1	6	8	45
Garner, Max	2.0	1	0	0	1	2	7	8	33	Youngdahl, Robert	0.2	1	0	0	1	1	3	5	23
										Wallingford, Caleb	1.0	0	0	0	0	1	2	2	10
										Williams, Nate	1.0	0	0	0	0	1	3	3	10

Win - Bremer (3-0). Loss - Fasola, John (0-1). Save - Garner (4).

WP - Garner(1); Fasola, John 3(4). HBP - by Bare (Hinkle, Wade); by Youngdahl, R (Towey). PB - Ludy(3).

Pitches/strikes: Blank 85/48; Kuntz 24/11; Bare 6/1; Bremer 36/18; Garner 33/18; Flattery, J. 86/51; Wivinis, M. 8/5; Doller, Jake 8/7; Fasola, John 45/24; Youngdahl, R 23/11; Wallingford 10/6; Williams, N. 10/6.

Umpires - HP: Terry Harrison 1B: Bill McGuire 3B: Pat Spieler

Start: 1:05 pm Time: 3:49 Attendance: 1389

Weather: 75 degrees, wind SSE 26 G 34

Game notes:

The game was suspended due to lightning at 3:20 pm and resumed at 12:02 pm on Sunday, April 15.

Blank faced 2 batters in the 5th.

Flattery, J. faced 1 batter in the 6th.

Wivinis, M. faced 3 batters in the 6th.

Youngdahl, R faced 1 batter in the 8th.

**2012 BAYLOR BASEBALL**  
**#8 BAYLOR at KANSAS STATE**  
**Apr 15, 2012 at Manhattan, Kan. (Tointon Stadium)**

**BAYLOR 12 (30-7,15-0 BIG 12)**

**KANSAS STATE 11 (17-18,3-9 BIG 12)**

Player	ab	r	h	rbi	bb	so	po	a	lob	avg	Player	ab	r	h	rbi	bb	so	po	a	lob	avg
Orf, Nathan dh	6	2	1	1	0	3	0	0	0	.261	Witt, Tanner rf	5	2	1	0	1	1	1	0	0	.347
Langford, Lawton 2b	4	1	1	2	2	1	1	2	0	.393	Kivett, Ross 2b	7	1	3	2	0	2	2	2	3	.267
Muncy, Max 1b	4	2	1	0	2	0	10	0	1	.320	King, Jared cf	2	2	2	1	1	0	3	0	0	.397
Ludy, Josh c	6	3	5	7	0	0	8	2	1	.363	Hinkle, Wade 1b	5	0	1	0	1	1	13	0	2	.353
Brown, Logan pr	0	0	0	0	0	0	0	0	0	.250	Davis, Jon lf	5	1	1	2	0	2	2	0	0	.275
Goodwin, Nate c	0	0	0	0	0	0	3	0	0	.167	DeBord, Blair c	6	2	3	3	0	0	10	4	4	.291
Towey, Cal 3b	6	1	2	1	0	1	0	3	1	.323	Kindel, Mike dh	5	1	1	1	0	2	0	0	2	.233
Evatt, Dan lf	5	0	1	0	0	3	1	0	0	.303	Maas, Dusty pr	0	0	0	0	0	0	0	0	0	.125
Toth, Adam rf	1	0	0	0	0	0	0	0	2	.316	Santigate, RJ 3b	4	1	1	1	0	2	2	2	0	.133
Vick, Logan cf	5	1	3	0	1	0	4	0	0	.319	Brown, Jake ss	6	1	2	1	0	2	0	3	1	.266
Miller, Jake ss	6	1	2	0	0	2	3	2	0	.297	Bahramzadeh, Kayvon p	0	0	0	0	0	0	0	1	0	-
Howard, Michael rf/lf	6	1	2	1	0	1	3	0	5	.325	Moore, Jared p	0	0	0	0	0	0	0	0	0	-
Hainsfurther, Joey p	0	0	0	0	0	0	0	0	0	.143	Esquivel, Gerardo p	0	0	0	0	0	0	0	1	0	-
Smith, Ryan p	0	0	0	0	0	0	0	0	0	.500	Williams, Nate p	0	0	0	0	0	0	0	0	0	-
Bare, Crayton p	0	0	0	0	0	0	0	0	0	-	Wivinis, Matt p	0	0	0	0	0	0	0	1	0	-
Newman, Dillon p	0	0	0	0	0	0	0	1	0	-	Totals	45	11	15	11	3	12	33	14	12	
Garner, Max p	0	0	0	0	0	0	0	1	0	-											
Totals	49	12	18	12	5	11	33	11	10												

Score by Innings	1	2	3	4	5	6	7	8	9	10	11	R	H	E
BAYLOR	1	0	2	3	1	0	0	4	0	0	1	12	18	2
KANSAS STATE	0	5	0	0	3	1	0	2	0	0	0	11	15	1

E - Langford(4); Miller(11); Santigate(4). DP - KS 2. LOB - BU 10; KS 12. 2B - Orf(6); Muncy(11); Kivett, Ross(4); Davis, Jon(4); DeBord, B. 2(7). 3B - Kindel, Mike(2). HR - Ludy 3(6); Towey(4); Howard(1). HBP - Orf; Witt, Tanner; King, Jared; Kindel, Mike; Santigate. SH - King, Jared(2); Santigate(2). SF - King, Jared(1); Davis, Jon(2). CS - Langford(3); Brown, Jake(6).

BAYLOR	ip	h	r	er	bb	so	ab	bf	np	era	KANSAS STATE	ip	h	r	er	bb	so	ab	bf	np	era
Hainsfurther, Joey	4.2	8	8	6	1	3	21	25	97	3.76	Bahramzadeh, Kayvon	4.2	9	7	7	2	6	24	26	81	5.19
Smith, Ryan	2.1	5	3	3	0	3	12	13	46	2.70	Moore, Jared	0.2	0	0	0	2	2	2	4	24	5.40
Bare, Crayton	0.1	0	0	0	1	1	1	2	8	2.89	Esquivel, Gerardo	1.2	3	1	1	0	0	6	7	29	6.44
Newman, Dillon	2.2	2	0	0	1	3	8	11	41	2.30	Williams, Nate	1.0	2	3	3	1	0	5	6	19	3.92
Garner, Max	1.0	0	0	0	0	2	3	5	16	4.93	Wivinis, Matt	3.0	4	1	1	0	3	12	12	51	5.54

Win - Newman (3-1). Loss - Wivinis, M. (1-2). Save - Garner (5).  
 WP - Moore, Jared(3). HBP - by Hainsfurther (Santigate); by Hainsfurther (Witt, Tanner); by Smith (King, Jared); by Esquivel, G. (Orf); by Garner (Kindel, Mike). Pitches/strikes: Hainsfurther 97/61; Smith 46/31; Bare 8/4; Newman 41/28; Garner 16/10; Bahramzadeh 81/53; Moore, Jared 24/11; Esquivel, G. 29/18; Williams, N. 19/9; Wivinis, M. 51/34.

Umpires - HP: Bill McGuire 1B: Pat Spieler 3B: Terry Harrison  
 Start: 2:09 pm Time: 4:12 Attendance: 1295  
 Weather: 70 degrees, wind SSW 30 G 41  
 Esquivel, G. faced 1 batter in the 8th.  
 Smith faced 2 batters in the 8th.

**2012 BAYLOR BASEBALL  
Overall Statistics for BAYLOR (as of May 21, 2012)  
(All games vs OKLAHOMA Sorted by Batting avg)**

Record: 0-3 Home: 0-0 Away: 0-3 Big 12: 0-3

Player	avg	gp-gs	ab	r	h	2b	3b	hr	rbi	tb	slg%	bb	hp	so	gdp	ob%	sf	sh	sb-att	po	a	e	fld%	
20 Miller, Jake	.455	3-3	11	1	5	1	0	0	1	6	.545	0	0	3	0	.455	0	0	0-0	1	5	0	1.000	
19 Vick, Logan	.364	3-3	11	2	4	2	0	0	1	6	.545	0	0	1	0	.364	0	0	2-2	4	0	0	1.000	
4 Orf, Nathan	.300	3-3	10	0	3	1	0	0	1	4	.400	1	2	2	0	.462	0	0	0-0	0	0	0	.000	
23 Evatt, Dan	.286	2-2	7	1	2	0	0	0	0	2	.286	1	0	0	0	.375	0	0	0-0	5	0	0	1.000	
9 Muncy, Max	.250	3-3	12	1	3	0	0	0	0	3	.250	1	0	1	1	.308	0	0	0-1	35	0	0	1.000	
18 Towey, Cal	.182	3-3	11	1	2	0	1	0	2	4	.364	0	0	4	1	.182	0	1	0-0	2	9	0	1.000	
8 Langford, Lawton	.182	3-3	11	0	2	0	0	0	0	2	.182	0	0	4	0	.182	0	1	0-0	2	13	1	.938	
30 Ludy, Josh	.167	3-3	12	1	2	0	0	1	1	5	.417	1	0	5	2	.231	0	0	0-0	22	2	0	1.000	
15 Toth, Adam	.111	3-3	9	0	1	0	0	0	0	1	.111	1	0	2	1	.200	0	0	0-0	4	0	0	1.000	
-----																								
24 Howard, Michael	.000	2-1	3	0	0	0	0	0	0	0	.000	0	0	1	0	.000	0	0	0-0	1	0	0	1.000	
16 Brown, Logan	.000	1-0	1	0	0	0	0	0	0	0	.000	0	0	0	0	.000	0	0	0-0	0	0	0	.000	
2 DalPorto, Steve	.000	1-0	0	0	0	0	0	0	1	0	.000	0	0	0	0	.000	1	0	0-0	1	0	0	1.000	
32 Turley, Josh	.000	1-0	0	0	0	0	0	0	0	0	.000	0	0	0	0	.000	0	0	0-0	0	2	0	1.000	
Totals	.245	3	98	7	24	4	1	1	7	33	.337	5	2	23	5	.292	1	2	2-3	77	36	2	.983	
Opponents	.273	3	99	15	27	6	1	1	15	38	.384	5	3	22	1	.324	1	2	3-4	84	43	5	.962	

LOB - Team (19), Opp (18). DPs turned - Team (2), Opp (5). CI - Team (0), Opp (2).

**(All games vs OKLAHOMA Sorted by Earned run avg)**

Player	era	w-l	app	gs	cg	sho	sv	ip	h	r	er	bb	so	2b	3b	hr	b/avg	wp	hp	bk	sfa	sha
32 Turley, Josh	0.00	0-0	1	1	0	0/0	0	7.0	3	0	0	0	6	1	0	0	.125	0	0	0	0	0
22 Blank, Trent	1.12	0-1	1	1	1	0/0	0	8.0	6	2	1	0	4	0	1	0	.222	0	0	0	0	1
33 Bremer, Tyler	11.25	0-1	1	1	0	0/0	0	4.0	7	5	5	0	4	2	0	1	.368	0	1	0	1	0
-----																						
35 Bare, Crayton	0.00	0-0	1	0	0	0/0	0	1.1	1	0	0	0	2	0	0	0	.200	0	0	0	0	0
6 Smith, Ryan	0.00	0-0	1	0	0	0/0	0	0.2	0	0	0	1	0	0	0	0	.000	0	0	0	0	0
10 Stone, Austin	0.00	0-0	1	0	0	0/0	0	0.2	0	0	0	0	1	0	0	0	.000	0	0	0	0	0
1 Hainsfurther, Joey	9.00	0-0	1	0	0	0/0	0	2.0	4	2	2	1	3	1	0	0	.444	0	0	0	0	0
28 Newman, Dillon	13.50	0-1	1	0	0	0/0	0	0.2	2	1	1	1	1	0	0	0	.500	0	0	0	0	0
45 Browder, Kolt	13.50	0-0	1	0	0	0/0	0	0.2	2	1	1	0	1	1	0	0	.667	0	0	0	0	1
21 Garner, Max	54.00	0-0	1	0	0	0/0	0	0.2	2	4	4	2	0	1	0	0	.500	0	2	0	0	0
Totals	4.91	0-3	3	3	1	0/0	0	25.2	27	15	14	5	22	6	1	1	.273	0	3	0	1	2
Opponents	1.61	3-0	3	3	0	1/1	2	28.0	24	7	5	5	23	4	1	1	.245	1	2	0	1	2

Pickoffs - Team (0), Opp (2).

**2012 BAYLOR BASEBALL**  
**#2 BAYLOR at OKLAHOMA (Game 1)**  
**May 12, 2012 at Norman, Okla. (L Dale Mitchell Park)**

**BAYLOR 0 (39-9,18-1 BIG 12)****OKLAHOMA 1 (30-20,11-10 BIG 12)**

Player	ab	r	h	rbi	bb	so	po	a	lob	avg	Player	ab	r	h	rbi	bb	so	po	a	lob	avg
Orf, Nathan dh	4	0	1	0	0	0	0	0	1	.304	Ross, Erik lf	5	0	1	1	0	3	4	0	1	.294
Langford, Lawton 2b	4	0	1	0	0	2	0	5	0	.349	Reine, Cody rf	4	0	0	0	0	2	2	0	0	.270
Muncy, Max 1b	4	0	2	0	0	0	14	0	1	.322	White, Max cf	4	0	0	0	0	0	1	0	0	.346
Ludy, Josh c	3	0	0	0	1	2	9	1	1	.355	Oberste, Matt dh	4	0	2	0	0	1	0	0	0	.329
Vick, Logan cf	3	0	0	0	0	0	1	0	1	.331	Mayfield, Jack 2b	4	0	1	0	0	0	3	6	2	.287
Evatt, Dan lf	3	0	1	0	1	0	1	0	0	.297	Mistich, Evan 1b	4	1	1	0	0	0	13	3	0	.263
Howard, Michael pr/lf	0	0	0	0	0	0	0	0	0	.333	Bushyhead, Caleb ss	4	0	1	0	0	0	2	5	1	.243
Towey, Cal 3b	3	0	0	0	0	0	1	2	0	.296	Carey, Garrett 3b	2	0	0	0	2	0	0	2	0	.204
Miller, Jake ss	4	0	1	0	0	0	0	2	1	.272	Toal, Tanner c	4	0	0	0	0	3	4	1	1	.298
Toth, Adam rf	4	0	0	0	0	1	3	0	1	.301	John, Jordan p	0	0	0	0	0	0	1	1	0	-
Turley, Josh p	0	0	0	0	0	0	0	2	0	.333	Okert, Steven p	0	0	0	0	0	0	0	1	0	-
Smith, Ryan p	0	0	0	0	0	0	0	0	0	.667	Totals	35	1	6	1	2	9	30	19	7	
Bare, Crayton p	0	0	0	0	0	0	0	1	0	-											
Newman, Dillon p	0	0	0	0	0	0	0	0	0	-											
Totals	32	0	6	0	2	5	29	13	6												

Score by Innings	1	2	3	4	5	6	7	8	9	10	R	H	E
BAYLOR	0	0	0	0	0	0	0	0	0	0	0	6	0
OKLAHOMA	0	0	0	0	0	0	0	0	0	1	1	6	2

Note: 2 outs, 2 runners LOB when the game ended.

E - White, Max(7); Toal, Tanner(3). DP - OU 2. LOB - BU 6; OU 7. 2B - Orf(7); Mayfield, Ja(10). SH - Towey(11).  
 SB - Bushyhead(4). CS - Muncy(4). Reached on CI - Vick.

BAYLOR	ip	h	r	er	bb	so	ab	bf	np	era	OKLAHOMA	ip	h	r	er	bb	so	ab	bf	np	era
Turley, Josh	7.0	3	0	0	0	6	24	24	95	1.59	John, Jordan	8.2	5	0	0	2	5	28	31	117	2.23
Smith, Ryan	0.2	0	0	0	1	0	2	3	9	1.90	Okert, Steven	1.1	1	0	0	0	0	4	5	18	3.34
Bare, Crayton	1.1	1	0	0	0	2	5	5	20	1.98											
Newman, Dillon	0.2	2	1	1	1	1	4	5	13	2.48											

Win - Okert, S. (6-6). Loss - Newman (3-2). Save - None.

CI - Toal, Tanner. Pitches/strikes: Turley 95/62; Smith 9/4; Bare 20/11; Newman 13/8; John, J. 117/75; Okert, S. 18/14.

Umpires - HP: Randy Bruns 1B: Doug Williams 3B: Gus Rodriguez

Start: 2:06 pm Time: 3:01 Attendance:

Weather: 70 degrees, wind NNE 9

**2012 BAYLOR BASEBALL**  
**#2 BAYLOR at OKLAHOMA (Game 2)**  
**May 12, 2012 at Norman, Okla. (L Dale Mitchell Park)**

**BAYLOR 1 (39-10,18-2 BIG 12)**

Player	ab	r	h	rbi	bb	so	po	a	lob	avg
Orf, Nathan dh	3	0	2	1	0	0	0	0	0	.310
Langford, Lawton 2b	3	0	0	0	0	1	2	7	0	.342
Muncy, Max 1b	3	0	0	0	1	0	15	0	1	.317
Ludy, Josh c	4	0	0	0	0	3	4	0	3	.347
Vick, Logan cf	4	0	1	0	0	1	2	0	0	.329
Towey, Cal 3b	4	0	0	0	0	3	0	5	0	.289
Howard, Michael lf	3	0	0	0	0	1	1	0	0	.321
Miller, Jake ss	3	1	1	0	0	2	0	2	1	.273
Toth, Adam rf	2	0	1	0	1	1	0	0	0	.305
Blank, Trent p	0	0	0	0	0	0	0	2	0	-
Totals	29	1	5	1	2	12	24	16	5	

**OKLAHOMA 2 (32-19,12-10 BIG 12)**

Player	ab	r	h	rbi	bb	so	po	a	lob	avg
Ross, Erik lf	4	0	1	0	0	1	1	0	0	.293
Reine, Cody rf	2	1	2	0	0	0	1	0	0	.279
White, Max cf	3	0	1	1	0	0	2	0	0	.346
Oberste, Matt dh	3	0	0	0	0	0	0	0	1	.317
Mayfield, Jack 2b	3	1	1	0	0	0	3	3	0	.288
Mistich, Evan 1b	3	0	1	0	0	2	4	0	0	.264
Bushyhead, Caleb ss	3	0	0	1	0	0	3	3	0	.239
Carey, Garrett 3b	3	0	0	0	0	1	1	1	0	.200
Toal, Tanner c	3	0	0	0	0	0	11	1	1	.280
Gray, Jonathan p	0	0	0	0	0	0	1	1	0	-
Okert, Steven p	0	0	0	0	0	0	0	0	0	-
Totals	27	2	6	2	0	4	27	9	2	

Score by Innings	1	2	3	4	5	6	7	8	9	R	H	E
BAYLOR	0	0	0	0	0	0	0	1	0	1	5	1
OKLAHOMA	1	1	0	0	0	0	0	0	X	2	6	1

E - Blank(2); Gray, J.(3). DP - BU 2; OU 2. LOB - BU 5; OU 2. 3B - Reine, C.(5). HBP - Orf. SH - Langford(10); Reine, C.(3). SB - Vick(10).

BAYLOR	ip	h	r	er	bb	so	ab	bf	np	era	OKLAHOMA	ip	h	r	er	bb	so	ab	bf	np	era
Blank, Trent	8.0	6	2	1	0	4	27	28	92	2.30	Gray, Jonathan	7.1	5	1	0	2	9	25	29	112	3.67
											Okert, Steven	1.2	0	0	0	0	3	4	4	16	3.26

Win - Gray, J. (6-4). Loss - Blank (9-1). Save - Okert, S. (3).

WP - Gray, J.(8). HBP - by Gray, J. (Orf). Pitches/strikes: Blank 92/62; Gray, J. 112/77; Okert, S. 16/12.

Umpires - HP: Doug Williams 1B: Gud Rodriguez 3B: Randy Bruns

Start: 5:44 pm Time: 2:15 Attendance: 1532

Weather: 73 degrees, wind NNE 7

**2012 BAYLOR BASEBALL**  
**#2 BAYLOR at OKLAHOMA**  
**May 13, 2012 at Norman, Okla. (L Dale Mitchell Park)**

**BAYLOR 6 (39-11,18-3 BIG 12)****OKLAHOMA 12 (33-19,13-10 BIG 12)**

Player	ab	r	h	rbi	bb	so	po	a	lob	avg	Player	ab	r	h	rbi	bb	so	po	a	lob	avg
Orf, Nathan dh	3	0	0	0	1	2	0	0	2	.305	Ross, Erik lf	4	1	2	1	0	0	2	0	3	.298
Langford, Lawton 2b	4	0	1	0	0	1	0	1	2	.340	Reine, Cody rf	4	2	2	2	1	0	2	1	0	.284
Brown, Logan rf	1	0	0	0	0	0	0	0	0	.273	White, Max cf	4	2	1	0	0	2	2	0	1	.344
Muncy, Max 1b	5	1	1	0	0	1	6	0	1	.314	Oberste, Matt dh	2	3	1	0	2	0	0	0	0	.321
Ludy, Josh c	5	1	2	1	0	0	9	1	0	.349	Mayfield, Jack 2b	4	1	3	4	0	0	3	6	0	.298
Vick, Logan cf	4	2	3	1	0	0	1	0	1	.339	Lockwood, Hunter 1b	2	0	0	0	0	1	7	0	2	.251
Evatt, Dan lf	4	1	1	0	0	0	4	0	0	.296	Mistich, Evan ph/1b	3	1	2	3	0	0	3	0	0	.273
Towey, Cal 3b	4	1	2	2	0	1	1	2	1	.294	Bushyhead, Caleb ss	5	0	0	0	0	3	1	3	0	.233
Miller, Jake ss	4	0	3	1	0	1	1	1	1	.283	Carey, Garrett 3b	5	1	3	2	0	0	1	2	0	.213
Toth, Adam rf	3	0	0	0	0	0	1	0	0	.296	Toal, Tanner c	4	1	1	0	0	3	6	1	3	.278
Turley, Josh ph	0	0	0	0	0	0	0	0	0	.333	Overton, Dillon p	0	0	0	0	0	0	0	0	0	-
DalPorto, Steve ph/2b	0	0	0	1	0	0	1	0	0	.296	Magnifico, Damien p	0	0	0	0	0	0	0	2	0	-
Bremer, Tyler p	0	0	0	0	0	0	0	1	0	-	Fisher, Jake p	0	0	0	0	0	0	0	0	0	-
Hainsfurther, Joey p	0	0	0	0	0	0	0	0	0	.143	Totals	37	12	15	12	3	9	27	15	9	
Browder, Kolt p	0	0	0	0	0	0	0	1	0	-											
Garner, Max p	0	0	0	0	0	0	0	0	0	-											
Stone, Austin p	0	0	0	0	0	0	0	0	0	-											
Totals	37	6	13	6	1	6	24	7	8												

Score by Innings	1	2	3	4	5	6	7	8	9	R	H	E
BAYLOR	0	3	1	0	0	0	0	2	0	6	13	1
OKLAHOMA	1	2	0	0	3	0	2	4	X	12	15	2

E - Langford(5); Mayfield, Ja(5); Toal, Tanner(4). DP - OU 1. LOB - BU 8; OU 9. 2B - Vick 2(20); Miller(10); Reine, C.(9); Oberste, M.(7); Mayfield, Ja(11); Carey, G.(6); Toal, Tanner(1). 3B - Towey(4). HR - Ludy(8); Reine, C.(3). HBP - Orf; White, Max; Oberste, M.; Toal, Tanner. SH - Mayfield, Ja(9). SF - DalPorto(2); Ross, E.(4). SB - Vick(11); Oberste, M.(5); Mayfield, Ja(9). CS - Ross, E.(7). Reached on CI - Vick.

BAYLOR	ip	h	r	er	bb	so	ab	bf	np	era	OKLAHOMA	ip	h	r	er	bb	so	ab	bf	np	era
Bremer, Tyler	4.0	7	5	5	0	4	19	21	77	3.41	Overton, Dillon	2.0	3	3	2	1	3	9	11	41	3.70
Hainsfurther, Joey	2.0	4	2	2	1	3	9	10	36	4.01	Magnifico, Damien	5.1	10	3	3	0	3	23	24	75	4.01
Browder, Kolt	0.2	2	1	1	0	1	3	4	12	3.52	Fisher, Jake	1.2	0	0	0	0	0	5	6	22	1.86
Garner, Max	0.2	2	4	4	2	0	4	8	28	5.09											
Stone, Austin	0.2	0	0	0	0	1	2	2	8	4.56											

Win - Magnifico, D (2-1). Loss - Bremer (5-1). Save - Fisher, J. (1).

HBP - by Bremer (Oberste, M.); by Magnifico, D (Orf); by Garner (Toal, Tanner); by Garner (White, Max). CI - Toal, Tanner. Pitches/strikes: Bremer 77/54; Hainsfurther 36/20; Browder 12/11; Garner 28/14; Stone 8/4; Overton, D. 41/28; Magnifico, D 75/52; Fisher, J. 22/15.

Umpires - HP: Gus Rodriguez 1B: Randy Bruns 3B: Doug Williams

Start: 1:07 pm Time: 3:33 Attendance: 1013

Weather: 73 degrees, wind N 10

Bremer faced 2 batters in the 5th.

Hainsfurther faced 1 batter in the 7th.

**2012 BAYLOR BASEBALL**  
**Overall Statistics for BAYLOR (as of May 21, 2012)**  
**(All games vs OKLAHOMA STATE Sorted by Batting avg)**

Record: 3-0 Home: 3-0 Away: 0-0 Big 12: 3-0

Player	avg	gp-gs	ab	r	h	2b	3b	hr	rbi	tb	slg%	bb	hp	so	gdp	ob%	sf	sh	sb-att	po	a	e	fld%	
20 Miller, Jake	.500	3-3	12	0	6	0	0	0	1	6	.500	0	0	2	0	.500	0	1	1-1	3	8	2	.846	
4 Orf, Nathan	.364	3-3	11	3	4	0	0	0	0	4	.364	1	3	2	1	.533	0	0	3-4	9	1	1	.909	
18 Towey, Cal	.333	3-3	9	3	3	0	0	2	4	9	1.000	1	2	2	1	.500	0	1	1-1	1	5	0	1.000	
23 Evatt, Dan	.286	3-3	14	3	4	1	0	1	3	8	.571	0	0	3	0	.286	0	0	0-0	0	0	0	.000	
30 Ludy, Josh	.273	3-3	11	1	3	1	0	0	3	4	.364	4	0	3	0	.467	0	0	0-0	20	3	0	1.000	
9 Muncy, Max	.250	3-3	12	2	3	2	0	0	1	5	.417	2	1	4	1	.400	0	0	0-0	28	3	0	1.000	
8 Langford, Lawton	.231	3-3	13	0	3	0	0	0	1	3	.231	2	0	3	0	.333	0	0	1-2	12	13	0	1.000	
19 Vick, Logan	.154	3-3	13	2	2	0	0	0	1	2	.154	1	0	3	0	.214	0	0	0-0	13	1	0	1.000	
-----																								
32 Turley, Josh	1.000	1-0	1	0	1	0	0	0	1	1	1.000	0	0	0	0	1.000	0	0	0-0	0	1	0	1.000	
15 Toth, Adam	.200	1-1	5	0	1	0	0	0	0	1	.200	0	0	1	0	.200	0	0	0-0	2	0	0	1.000	
24 Howard, Michael	.000	2-1	4	0	0	0	0	0	0	0	.000	0	0	0	1	.000	0	0	0-0	2	0	0	1.000	
16 Brown, Logan	.000	3-1	1	1	0	0	0	0	0	0	.000	0	1	0	0	.500	0	1	1-2	1	0	0	1.000	
1 Hainsfurther, Joey	.000	1-0	0	0	0	0	0	0	0	0	.000	1	0	0	0	1.000	0	0	0-0	0	3	0	1.000	
Totals	.283	3	106	15	30	4	0	3	15	43	.406	12	7	23	4	.392	0	3	7-10	93	40	3	.978	
Opponents	.270	3	115	10	31	6	0	0	9	37	.322	8	1	21	3	.317	2	1	2-3	84	34	2	.983	

LOB - Team (30), Opp (24). DPs turned - Team (4), Opp (4). CI - Team (0), Opp (1).

**(All games vs OKLAHOMA STATE Sorted by Earned run avg)**

Player	era	w-l	app	gs	cg	sho	sv	ip	h	r	er	bb	so	2b	3b	hr	b/avg	wp	hp	bk	sfa	sha		
11 Kuntz, Brad	0.00	1-0	2	0	0	0/0	0	4.2	4	0	0	1	7	0	0	0	.222	0	0	1	0	0		
1 Hainsfurther, Joey	0.00	0-0	1	0	0	0/0	0	4.1	5	0	0	0	1	0	0	0	.313	0	0	0	0	0		
22 Blank, Trent	2.57	1-0	1	1	0	0/0	0	7.0	4	2	2	1	3	1	0	0	.160	0	0	0	0	0		
32 Turley, Josh	4.50	0-0	1	1	0	0/0	0	6.0	9	4	3	2	5	3	0	0	.360	0	0	0	0	0		
21 Garner, Max	5.06	0-0	1	1	0	0/0	0	5.1	5	3	3	1	4	1	0	0	.263	0	1	0	1	0		
-----																								
28 Newman, Dillon	0.00	0-0	1	0	0	0/0	0	1.0	1	0	0	0	0	0	0	0	.333	0	0	0	1	0		
10 Stone, Austin	0.00	1-0	1	0	0	0/0	0	0.2	0	0	0	0	1	0	0	0	.000	0	0	0	0	0		
35 Bare, Crayton	0.00	0-0	1	0	0	0/0	0	0.1	1	0	0	0	0	0	0	0	.500	0	0	0	0	0		
33 Bremer, Tyler	5.40	0-0	2	0	0	0/0	1	1.2	2	1	1	3	0	1	0	0	.400	1	0	0	0	1		
Totals	2.61	3-0	3	3	0	0/0	1	31.0	31	10	9	8	21	6	0	0	.270	1	1	1	2	1		
Opponents	4.50	0-3	3	3	0	0/0	0	28.0	30	15	14	12	23	4	0	3	.283	0	7	0	0	3		

Pickoffs - Team (2), Hainsfurther 1, Turley 1.

**2012 BAYLOR BASEBALL**  
**OKLAHOMA STATE at #21 BAYLOR**  
**Mar 30, 2012 at Waco, Texas (Baylor Ballpark)**

**OKLAHOMA STATE 4 (14-12,1-3 BIG 12)****BAYLOR 7 (20-7,7-0 BIG 12)**

Player	ab	r	h	rbi	bb	so	po	a	lob	avg	Player	ab	r	h	rbi	bb	so	po	a	lob	avg
Higgins, Jarrett cf	3	0	1	0	2	2	2	0	1	.306	Orf, Nathan lf	3	1	1	0	0	0	2	1	1	.272
Womack, Jared c	5	0	1	0	0	3	6	1	1	.243	Langford, Lawton 2b	5	0	2	1	0	2	4	2	0	.405
Rea, Robbie 2b	4	0	2	0	0	1	0	3	2	.311	Muncy, Max 1b	3	1	1	1	1	1	4	1	0	.337
Ginther, Mark 3b	4	2	2	0	0	0	1	1	2	.340	Ludy, Josh c	3	1	2	2	2	0	11	1	0	.347
Whaley, Trey rf	4	0	1	1	0	1	1	0	0	.321	Vick, Logan cf	5	1	1	0	0	1	2	0	3	.344
Weidenaar, Gabe lf	4	0	1	0	0	1	1	0	1	.247	Evatt, Dan dh	5	1	1	2	0	0	0	0	5	.229
Jones, Wes 1b	4	1	0	0	0	1	10	0	0	.269	Towey, Cal 3b	2	1	1	0	1	1	0	1	0	.307
Fish, Zach dh	4	1	1	1	0	1	0	0	0	.278	Miller, Jake ss	3	0	3	1	0	0	2	2	0	.292
Bailey, Hunter ss	4	0	2	1	0	1	2	4	0	.274	Howard, Michael rf	3	0	0	0	0	0	2	0	2	.246
Heaney, Andrew p	0	0	0	0	0	0	0	3	0	-	Hainsfurther, Joey ph	0	0	0	0	1	0	0	0	0	.143
Barnes, Blake p	0	0	0	0	0	0	0	0	0	-	Brown, Logan pr/rf	0	1	0	0	0	0	0	0	0	.257
Stevens, Chase p	0	0	0	0	0	0	1	0	0	-	Turley, Josh p	0	0	0	0	0	0	0	1	0	.200
Bagnell, Kyle p	0	0	0	0	0	0	0	0	0	-	Kuntz, Brad p	0	0	0	0	0	0	0	0	0	-
McCurry, Randy p	0	0	0	0	0	0	0	0	0	-	Totals	32	7	12	7	5	5	27	9	11	
Bevacqua, Kenton p	0	0	0	0	0	0	0	0	0	-											
Totals	36	4	11	3	2	11	24	12	7												

Score by Innings	1	2	3	4	5	6	7	8	9	R	H	E
OKLAHOMA STATE	0	0	0	3	1	0	0	0	0	4	11	0
BAYLOR	1	0	0	0	0	3	0	3	X	7	12	2

E - Miller 2(7). DP - OSU 1; BU 1. LOB - OSU 7; BU 11. 2B - Ginther(5); Whaley(2); Fish(8); Muncy(6); Ludy(10); Evatt(2). HBP - Orf 2; Muncy. SH - Towey(7); Miller(5). SB - Orf(5); Langford(5); Towey(5); Miller(2); Brown(7). CS - Higgins(3); Orf(3).

OKLAHOMA STATE	ip	h	r	er	bb	so	ab	bf	np	era	BAYLOR	ip	h	r	er	bb	so	ab	bf	np	era
Heaney, Andrew	5.1	8	4	4	1	4	21	25	94	1.69	Turley, Josh	6.0	9	4	3	2	5	25	27	97	2.43
Barnes, Blake	0.2	2	0	0	0	0	4	4	22	3.89	Kuntz, Brad	3.0	2	0	0	0	6	11	11	52	4.88
Stevens, Chase	1.1	2	3	3	2	1	5	9	37	3.94											
Bagnell, Kyle	0.0	0	0	0	1	0	0	1	4	0.00											
McCurry, Randy	0.0	0	0	0	1	0	0	1	4	4.35											
Bevacqua, Kenton	0.2	0	0	0	0	0	2	2	6	2.70											

Win - Kuntz (3-2). Loss - Stevens (3-3). Save - None.

HBP - by Heaney (Orf); by Heaney (Muncy); by Stevens (Orf). Pitches/strikes: Heaney 94/60; Barnes 22/15; Stevens 37/22; Bagnell 4/0; McCurry 4/0; Bevacqua 6/4; Turley 97/68; Kuntz 52/35.

Umpires - HP: Gus Rodriguez 1B: Kelly Nutt 3B: Jim Garman

Start: 6:37 pm Time: 3:19 Attendance: 2865

Weather: 80 degrees, wind SE 10mph

Barnes faced 1 batter in the 7th.

Bagnell faced 1 batter in the 8th.

McCurry faced 1 batter in the 8th.

**2012 BAYLOR BASEBALL**  
**OKLAHOMA STATE at #21 BAYLOR**  
**Mar 31, 2012 at Waco, Texas (Baylor Ballpark)**

**OKLAHOMA STATE 2 (14-13,1-4 BIG 12)****BAYLOR 3 (21-7,8-0 BIG 12)**

Player	ab	r	h	rbi	bb	so	po	a	lob	avg	Player	ab	r	h	rbi	bb	so	po	a	lob	avg
Higgins, Jarrett cf	3	0	0	1	0	2	1	0	0	.293	Orf, Nathan lf	4	1	1	0	0	2	6	0	3	.271
Womack, Jared c	4	0	0	0	0	0	5	4	1	.234	Langford, Lawton 2b	3	0	1	0	1	0	3	6	0	.402
Rea, Robbie 2b	4	0	1	0	0	0	2	5	0	.309	Muncy, Max 1b	4	0	1	0	0	2	11	0	0	.333
Saxon, Saulyer pr	0	0	0	0	0	0	0	0	0	.000	Ludy, Josh c	2	0	0	0	2	1	3	0	0	.340
Ginther, Mark 3b	3	1	1	0	0	0	1	2	0	.340	Vick, Logan cf	3	0	0	1	0	0	3	0	1	.333
Weidenaar, Gabe 1b	3	0	2	1	1	0	7	1	0	.263	Evatt, Dan dh	4	1	1	1	0	2	0	0	3	.231
Whaley, Trey lf/rf	4	0	0	0	0	0	3	0	2	.298	Towey, Cal 3b	2	1	1	1	0	0	0	3	0	.311
Romero, Victor dh	2	0	0	0	1	0	0	0	1	.244	Miller, Jake ss	4	0	2	0	0	0	0	2	1	.300
Green, Gage pr	0	1	0	0	0	0	0	0	0	.217	Brown, Logan rf	1	0	0	0	0	0	1	0	0	.250
Fish, Zach rf	3	0	1	0	0	1	0	0	0	.280	Howard, Michael ph/rf	1	0	0	0	0	0	0	0	1	.242
Cornell, Aaron lf	0	0	0	0	0	0	1	0	0	.130	Blank, Trent p	0	0	0	0	0	0	0	0	0	-
Bailey, Hunter ss	3	0	0	0	0	0	4	2	0	.265	Newman, Dillon p	0	0	0	0	0	0	0	0	0	-
Ottoson, Kyle p	0	0	0	0	0	0	0	0	0	-	Bremer, Tyler p	0	0	0	0	0	0	0	1	0	-
Abbott, Jake p	0	0	0	0	0	0	0	0	0	-	Totals	28	3	7	3	3	7	27	12	9	
Totals	29	2	5	2	2	3	24	14	4												

Score by Innings	1	2	3	4	5	6	7	8	9	R	H	E
OKLAHOMA STATE	0	0	0	0	0	0	1	1	0	2	5	2
BAYLOR	0	1	1	0	0	1	0	0	X	3	7	0

E - Womack(2); Ottoson(2). DP - OSU 2; BU 1. LOB - OSU 4; BU 9. 2B - Weidenaar(2). HR - Evatt(3); Towey(2). HBP - Towey 2; Brown. SH - Ginther(3); Brown(4). SF - Higgins(1). CS - Langford(2); Brown(2). Reached on CI - Vick.

OKLAHOMA STATE	ip	h	r	er	bb	so	ab	bf	np	era	BAYLOR	ip	h	r	er	bb	so	ab	bf	np	era
Ottoson, Kyle	7.0	6	3	2	3	6	24	32	117	3.28	Blank, Trent	7.0	4	2	2	1	3	25	26	88	1.88
Abbott, Jake	1.0	1	0	0	0	1	4	4	19	4.91	Newman, Dillon	1.0	1	0	0	0	0	3	4	8	3.26
											Bremer, Tyler	1.0	0	0	0	1	0	1	3	10	0.00

Win - Blank (7-0). Loss - Ottoson (1-4). Save - Bremer (1).

HBP - by Ottoson (Towey); by Ottoson (Brown); by Ottoson (Towey). CI - Womack. Pitches/strikes: Ottoson 117/66; Abbott 19/13; Blank 88/63; Newman 8/5; Bremer 10/6.

Umpires - HP: Kelly Nutt 1B: Jim Garman 3B: Gus Rodriguez

Start: 3:05 Time: 2:20 Attendance: 3491

Weather: 84 degrees, wind SE 12

Blank faced 2 batters in the 8th.

Newman faced 1 batter in the 9th.

**2012 BAYLOR BASEBALL  
OKLAHOMA STATE at #21 BAYLOR  
Apr 01, 2012 at Waco, Texas (Baylor Ballpark)**

**OKLAHOMA STATE 4 (14-14,1-5 BIG 12)**

**BAYLOR 5 (22-7,9-0 BIG 12)**

Player	ab	r	h	rbi	bb	so	po	a	lob	avg	Player	ab	r	h	rbi	bb	so	po	a	lob	avg
Higgins, Jarrett cf	7	0	2	0	0	4	6	0	1	.293	Langford, Lawton 2b	5	0	0	0	1	1	5	5	2	.380
Womack, Jared c	6	2	2	0	1	1	11	0	2	.239	Orf, Nathan lf	4	1	2	0	1	0	1	0	0	.280
Rea, Robbie 2b	5	1	3	0	1	0	1	1	0	.322	Muncy, Max 1b	5	1	1	0	1	1	13	2	0	.327
Ginther, Mark 3b	5	0	0	1	1	0	2	2	2	.324	Ludy, Josh c	6	0	1	1	0	2	6	2	1	.330
Weidenaar, Gabe 1b	5	0	1	2	0	0	8	1	3	.259	Vick, Logan cf	5	1	1	0	1	2	8	1	2	.327
Whaley, Trey lf	6	1	4	0	0	0	4	0	0	.333	Evatt, Dan dh	5	1	2	0	0	1	0	0	2	.250
Romero, Victor dh	2	0	1	0	0	0	0	0	1	.255	Brown, Logan pr	0	0	0	0	0	0	0	0	0	.250
Cornell, Aaron pr/dh	1	0	0	0	0	0	0	0	2	.125	Turley, Josh ph	1	0	1	1	0	0	0	0	0	.333
Mings, Jordan ph	1	0	1	0	0	0	0	0	0	.143	Towey, Cal 3b	5	1	1	3	0	1	1	1	0	.305
Green, Gage pr	1	0	0	0	0	0	0	0	0	.208	Miller, Jake ss	5	0	1	0	0	2	1	4	0	.295
Saxon, Saulyer ph	1	0	1	1	0	0	0	0	0	.167	Toth, Adam rf	5	0	1	0	0	1	2	0	0	.294
Fish, Zach rf	6	0	0	0	0	1	1	0	2	.263	Garner, Max p	0	0	0	0	0	0	1	0	0	-
Bailey, Hunter ss	4	0	0	0	1	1	2	3	0	.255	Bare, Crayton p	0	0	0	0	0	0	0	0	0	-
Wheeland, Vince p	0	0	0	0	0	0	1	0	0	-	Hainsfurther, Joey p	0	0	0	0	0	0	0	3	0	.143
Bevacqua, Kenton p	0	0	0	0	0	0	0	0	0	-	Kuntz, Brad p	0	0	0	0	0	0	1	1	0	-
Barnes, Blake p	0	0	0	0	0	0	0	1	0	-	Bremer, Tyler p	0	0	0	0	0	0	0	0	0	-
Totals	50	4	15	4	4	7	36	8	13		Stone, Austin p	0	0	0	0	0	0	0	0	0	-
											Totals	46	5	11	5	4	11	39	19	10	

Score by Innings	1	2	3	4	5	6	7	8	9	10	11	12	13	R	H	E
OKLAHOMA STATE	0	0	0	2	0	1	0	0	0	0	0	0	1	4	15	0
BAYLOR	0	0	0	0	0	0	3	0	0	0	0	0	2	5	11	1

Note: None out, 3 runners LOB when the game ended.

E - Orf(2). DP - OSU 1; BU 2. LOB - OSU 13; BU 10. 2B - Rea(9); Whaley(3); Muncy(7). HR - Towey(3). HBP - Bailey; Orf. SF - Weidenaar(2). SB - Higgins 2(13); Orf 2(7).

OKLAHOMA STATE	ip	h	r	er	bb	so	ab	bf	np	era	BAYLOR	ip	h	r	er	bb	so	ab	bf	np	era
Wheeland, Vince	6.1	3	3	3	2	5	22	25	93	3.86	Garner, Max	5.1	5	3	3	1	4	19	22	70	5.59
Bevacqua, Kenton	0.2	1	0	0	1	1	3	4	15	2.25	Bare, Crayton	0.1	1	0	0	0	0	2	2	5	2.70
Barnes, Blake	5.0	7	2	2	1	5	21	22	65	3.86	Hainsfurther, Joey	4.1	5	0	0	0	1	16	16	47	0.93
											Kuntz, Brad	1.2	2	0	0	1	1	7	8	31	4.56
											Bremer, Tyler	0.2	2	1	1	2	0	4	6	25	0.73
											Stone, Austin	0.2	0	0	0	0	1	2	2	8	2.35

Win - Stone (1-0). Loss - Barnes (1-3). Save - None.

WP - Bremer(1). HBP - by Wheeland (Orf); by Garner (Bailey). BK - Kuntz(3). Pitches/strikes: Wheeland 93/59;

Bevacqua 15/8; Barnes 65/43; Garner 70/48; Bare 5/4; Hainsfurther 47/30; Kuntz 31/18; Bremer 25/11; Stone 8/6.

Umpires - HP: Jim Garman 1B: Gus Rodriguez 3B: Kelly Nutt

Start: 1:04 pm Time: 3:57 Attendance: 2636

Weather: 82 degrees, wind S 17

Game notes:

Two of Barnes pitches (balls) should be charged to Bevacqua.

OSU head coach Frank Anderson was ejected in the bottom of the 12th

inning by first base umpire Gus Rodriguez.

Bevacqua faced 2 batters in the 8th.

# 2012 POSTSEASON ROSTER

## NUMERICAL

No.	Name	Pos.	B/T	Ht.	Wt.	Cl-Exp.	Hometown (Last School)
1	Joey Hainsfurther	RHP/C	S/R	5-11	185	Sr.-3L	Dallas, Texas (Highland Park)
2	Steve DalPorto	IF	R/R	6-0	190	Jr.-2L	LaGrange, Ill. (Nazareth Academy)
3	Trae Davis	RHP	R/R	5-11	215	So.-1L	Mexia, Texas (Mexia)
4	Nathan Orf	C	R/R	5-9	180	Jr.-RS	Wentzville, Mo. (Illinois-Chicago)
6	Ryan Smith	RHP/IF	R/R	6-0	175	Fr.-HS	Waco, Texas (Midway)
8	Lawton Langford	IF	L/R	5-10	165	So.-1L	Uvalde, Texas (Uvalde)
9	Max Muncy	1B	L/R	6-1	205	Jr.-2L	Keller, Texas (Keller)
10	Austin Stone	RHP/IF	R/R	6-1	175	Fr.-HS	Port Neches, Texas (Groves)
11	Brad Kuntz	LHP	R/L	6-2	195	So.-1L	Austin, Texas (Lake Travis)
13	Grayson Porter	IF	R/R	6-4	205	So.-SQ	Linden, Texas (McLeod)
15	Adam Toth	OF	L/R	5-10	170	Fr.-HS	Coppell, Texas (Coppell)
16	Logan Brown	OF	R/R	5-10	175	Fr.-HS	Rowlett, Texas (Rowlett)
18	Cal Towey	3B/OF	L/R	6-2	210	Jr.-2L	Seattle, Wash. (Eastside Catholic)
19	Logan Vick	IF/OF	L/R	5-11	195	Jr.-2L	Kerrville, Texas (Tivy)
20	Jake Miller	IF	R/R	6-3	200	Jr.-2L	Houston, Texas (Statford)
21	Max Garner	RHP	R/R	6-2	200	Jr.-2L	Austin, Texas (Lake Travis)
22	Trent Blank	RHP	S/R	6-2	190	Sr.-3L	Columbia, Ill. (Columbia)
23	Dan Evatt	1B/OF	R/R	6-3	220	Sr.-3L	Grapevine, Texas (Grapevine)
24	Michael Howard	LHP/OF	L/L	6-1	185	Fr.-HS	Prescott, Ariz. (Prescott)
28	Dillon Newman	RHP	R/R	6-2	195	So.-1L	Belton, Texas (Belton)
30	Josh Ludy	C	R/R	5-10	210	Sr.-3L	Portland, Ind. (Jay County)
31	Nate Goodwin	IF	S/R	5-11	195	So.-1L	Overland Park, Kan. (Rockhurst)
32	Josh Turley	LHP/OF	L/L	6-0	190	Jr.-2L	Texarkana, Texas (Texas)
33	Tyler Bremer	RHP	R/R	6-2	225	Sr.-1L	Berkeley, Calif. (UC Davis/Yavapai JC)
35	Crayton Bare	LHP	L/L	5-11	190	Jr.-1L	Dallas, Texas (Highland Park)
38	Wes Mercurio	OF	L/L	6-1	205	Jr.-1L	Houston, Texas (Bellaire)
45	Kolt Browder	RHP	S/R	6-0	205	Jr.-2L	Coldspring, Texas (Oakhurst)

### Head Coach:

34 Steve Smith (Baylor, 1986; 18th season)

### Assistant Coaches:

14 Steve "Hoot" Johnigan (Texas A&M, 1989; 17th season)

42 Trevor Mote (Baylor, 2004; fourth season)

5 Zach Dillon (Baylor, 2006; first season)

### Speed and Strength Coach:

Robbie Little (Mississippi, 1994; fifth season)

### Director of Operations:

Stephen Kelly (Baylor, 2011; first season)

### Athletic Trainer:

Michael Deal (Oklahoma State, 2004; second season)

### Student Managers:

Seth Dorsey, David Jonescu, Ashley Billings

### Student Trainers:

Evan Anderson, Jasmine Jones, Keith Cross

## ALPHABETICAL

No.	Name	Pos.	Yr.-Exp.
35	Crayton Bare	LHP	Jr.-1L
22	Trent Blank	RHP	Sr.-3L
33	Tyler Bremer	RHP	Sr.-1L
45	Kolt Browder	RHP	Jr.-2L
16	Logan Brown	OF	Fr.-HS
2	Steve DalPorto	IF	Jr.-2L
3	Trae Davis	RHP	So.-1L
23	Dan Evatt	1B/OF	Sr.-3L
21	Max Garner	RHP	Jr.-2L
31	Nate Goodwin	IF	So.-1L
1	Joey Hainsfurther	RHP/C	Sr.-3L
24	Michael Howard	LHP/OF	Fr.-HS
11	Brad Kuntz	LHP	So.-1L
8	Lawton Langford	IF	So.-1L
30	Josh Ludy	C	Sr.-3L
38	Wes Mercurio	OF	Jr.-1L
20	Jake Miller	IF	Jr.-2L
9	Max Muncy	1B	Jr.-2L
28	Dillon Newman	RHP	So.-1L
36	Nathan Orf	C	Jr.-RS
13	Grayson Porter	IF	So.-SQ
6	Ryan Smith	RHP/IF	Fr.-HS
10	Austin Stone	RHP/IF	Fr.-HS
15	Adam Toth	OF	Fr.-HS
18	Cal Towey	3B/OF	Jr.-2L
32	Josh Turley	LHP/OF	Jr.-2L
19	Logan Vick	IF/OF	Jr.-2L

## PRONUNCIATIONS

Tyler <b>BREMER</b> . . . . .	BRIM-er
Kolt <b>BROWDER</b> . . . . .	BROW-der
Steve <b>DALPORTO</b> . . . . .	dahl-POHR-toh
Dan <b>EVATT</b> . . . . .	EH-veht
Brad <b>KUNTZ</b> . . . . .	KOONTZ
Josh <b>LUDY</b> . . . . .	LOO-dee
Wes <b>MERCURIO</b> . . . . .	muh-KYUHR-ee-oh
Adam <b>TOTH</b> . . . . .	TOWTH
Cal <b>TOWEY</b> . . . . .	TOO-ee

