



MISSISSIPPI STATE FOOTBALL GAME 5 NOTES

Dan Mullen Era • Winningest 8-Year Stretch in MSU History • 7 Straight Bowl Games • 22 NFL Draft Picks • 11 All-Americans • 2 National Scholars

September 30, 2017

5 p.m. CT • ESPN

Auburn, Ala.

Jordan-Hare Stadium (87,451)

SCHEDULE (3-1, 1-1 SEC)

| DATE | OPPONENT | TV | TIME (CT) |
|------------------------|---------------------|------|-----------|
| SEPTEMBER (3-1) | | | |
| 2 | Charleston Southern | SECN | W, 49-0 |
| 9 | at Louisiana Tech | CBSN | W, 57-21 |
| 16 | #12/11 LSU * | ESPN | W, 37-7 |
| 23 | at #11/12 Georgia * | ESPN | L, 3-31 |
| 30 | at #13/15 Auburn * | ESPN | 5 p.m. |
| OCTOBER | | | |
| 14 | BYU | TBA | TBA |
| 21 | Kentucky * | TBA | TBA |
| 28 | at Texas A&M * | TBA | TBA |
| NOVEMBER | | | |
| 4 | UMass | TBA | TBA |
| 11 | #1/1 Alabama * | TBA | TBA |
| 18 | at Arkansas * | TBA | TBA |
| 23 | Ole Miss * | ESPN | 6:30 p.m. |

COACHING STAFF

On the Sideline (Year at MSU)

Dan Mullen, head coach (9th)
 Brian Baker, defensive line (2nd)
 Terrell Buckley, cornerbacks (2nd)
 Billy Gonzales, co-offensive coordinator/WRs (5th)
 Todd Grantham, defensive coordinator/LBs (1st)
 John Hevesy, co-offensive coordinator/OL (9th)
 Greg Knox, running backs/special teams (9th)
 D.J. Looney, tight ends (1st)

In The Booth (Year at MSU)

Brett Elliott, quarterbacks (1st)
 Ron English, safeties (1st)

STATISTICAL LEADERS

Passing: Nick Fitzgerald (57-99, 626 yds, 7 TD, 3 INT)
Rushing: Aeris Williams (59 att, 360 yds, 1 TD)
Receiving: Donald Gray (12 rec, 108 yds, 1 TD)
Tackles: Dez Harris (29 total, 2 TFL, 1 sack, 1 FF)
Tackles for Loss: Jeffery Simmons (2.5 TFL)

AIRWAVES

MSU Sports Radio Network

Neil Price, play-by-play
 Matt Wyatt, analyst
 Jay Perry, sideline




Satellite Radio

Sirius Channel 93, XM Channel 203

ESPN


Dave Flemming, play-by-play
 Brian Griese, analyst
 Todd McShay, reporter



GAME 5


Mississippi State Bulldogs

Record 3-1 (1-1 SEC)
 Streak L1
 Ranking No. 24 Associated Press
 No. 24 Amway Coaches
 Head Coach Dan Mullen
 Career Record 64-43 (.598)/ninth year
 MSU Record same
 Mullen vs. AU 3-5



Auburn Tigers

Record 3-1 (1-0 SEC)
 Streak W2
 Ranking No. 13 Associated Press
 No. 15 Amway Coaches
 Head Coach Gus Malzahn
 Career Record 47-22/sixth year
 AU Record 38-19/fifth year
 Malzahn vs. MSU 2-2



STORYLINES

No. 24 MSU Faces Third Straight Top 15 Team, Travels to No. 13 Auburn

No. 24 MSU faces its third straight Top 15 opponent and second straight on the road when it travels to No. 13 Auburn for a 5 p.m. CT kickoff on ESPN. It's also the third straight ESPN primetime game for the Bulldogs.

► MSU fell 31-3 to No. 11 Georgia on Saturday in Athens. The Bulldogs trailed 14-0 after the first quarter. **Jace Christmann** provided MSU with its only points on a 26-yard field goal before halftime.

► The Bulldogs are the only team in the nation to date to face three straight Top 15 teams (at time of matchup). Two of those have come on the road. It's the first time since 11/2/13 (at No. 14 South Carolina) and 11/9/13 (at No. 11 Texas A&M) that MSU will face back-to-back Top 15 teams on the road.

► **Dan Mullen** is in his ninth season, tying College Football Hall of Famer Allyn McKeen as the second-longest tenured coach in school history. Mullen, who is currently the second-longest tenured coach in the SEC, owns the highest winning percentage (.598) at MSU since McKeen from 1939-48 (.764, min. 3 seasons). Mullen is just one victory away from tying McKeen for second in MSU history, and he's 11 wins away from tying Jackie Sherrill's school-record mark. MSU was 32-65 in the eight years prior to Mullen's arrival.

► Since the start of the 2014 season, MSU is second in the SEC West in wins (28). Alabama is No. 1 (44).

► Jr. QB **Nick Fitzgerald**, a National Player of the Year candidate, has accounted for 55 career touchdowns - 31 passing, 24 rushing - which is second in school history behind only Dak Prescott (114). Since Oct. 29 of last season, Fitzgerald leads the nation in TDs responsible (36). Fitzgerald has rushed for at least one TD in 10 out of his last 12 games (did not vs. Alabama last season and Georgia this season). Fitzgerald leads the SEC in TDs responsible this season with 12, and he is ninth nationally and first in the SEC in points responsible for this season (72).

► Auburn leads the all-time series 62-26-2 but State has claimed three out of the last five meetings.

► So. DT **Jeffery Simmons** is a two-time SEC Defensive Lineman of the Week this season (vs. LA Tech, LSU), becoming the first Bulldog to claim that honor multiple times in a season since current Washington Redskin Preston Smith did so in 2014. Simmons is tied for the national lead in blocked punts/kicks (2), and he scored two touchdowns in Week 2 at Louisiana Tech (punt block/recovery, fumble return). Simmons leads all SEC defensive linemen in tackles with 21.

► MSU is ranked in back-to-back weeks for the first time since four straight to end the 2015 regular season.

► Defensive coordinator **Todd Grantham** leads an MSU unit that is ranked in the top 16 nationally in five categories: total defense (10th - 255.5), scoring defense (16th - 14.8), passing defense (5th - 129.0), third down defense (12th - .264) and first down defense (16th - 50). MSU is second in the SEC in scoring defense.

► RS freshman walk-on **Jace Christmann** leads the SEC in field goal percentage (4-of-4, 100 percent) and he is one of 13 kickers nationally who are 4-of-4 or better this season. Christmann has made: 30, 45, 27 and 26 the last two weeks.

► Jr. RB **Aeris Williams** ranks fifth in the SEC in rushing with 90.0 yards per game. He had 146 vs. LSU.

BY THE NUMBERS

36.5

Points per game by MSU, which is third in the SEC (scored at least 35 in eight out of last 11 games)

146-59

MSU outscoring opponents this season, including 55-24 in the second half

1

Sack allowed by MSU this season, the fewest allowed in the SEC and one of only three in the Power 5 to allow one or fewer this year (Minnesota, Iowa State)

5,073

Yards of total offense by **Nick Fitzgerald**, which is already eighth in school history (332 shy of 7th place)

267.5

Average rushing yards per game by MSU, which is second in the SEC and No. 14 nationally

0

Fumbles lost by MSU this season (175 carries), one of only three in SEC to not fumble (Alabama, LSU)



FOOTBALL MEDIA SERVICES

Coach Dan Mullen

Monday Press Conference

Coach Dan Mullen will conduct his weekly press conference at 1 p.m. Monday in the media room at the Leo Seal Jr. Football Complex (third floor). The press conference can also be seen live on SEC Network+ via WatchESPN.com or the WatchESPN app. On-demand video (FTP) and quotes will be available later that afternoon.

SEC Teleconference

Coach Dan Mullen will join the league's other 13 coaches on the SEC's weekly Wednesday teleconference. Mullen's 10-minute segment is scheduled from 11:50 a.m.-12 p.m. CT. The teleconference phone number can be obtained by contacting the SEC.

Postgame

Coach Dan Mullen's postgame press conference for home games will be held on the second floor of the Seal M-Club Center at the south end of Davis Wade Stadium at Scott Field. Mullen's press conference may also be viewed in the press box on the MSU TV Center channel on press box television monitors. For road games, Mullen's postgame press conferences will be held in the visiting interview room or outside the locker room.

"Dawg Talk" Radio Show

Coach Dan Mullen's weekly, one-hour call-in radio show airs live at 7 p.m. CT each Thursday during the season from The Veranda in Starkville. It can be heard on 100.9 FM in Starkville, for free at HailState.com or via the TuneIn app.

MSU Players/Assistant Coaches

Monday Post Practice - Defense

Defensive players and defensive assistant coaches, including defensive coordinator Todd Grantham, are available by request following Monday's practice in the media room at the Seal Football Complex. Please email all player/assistant coach requests to Bill Martin (BMartin@athletics.msstate.edu), Andrew Piper (APiper@athletics.msstate.edu) and Taylor Shirey (tshirey@athletics.msstate.edu) 24 hours in advance.

Tuesday Post Practice - Offense

Offensive players and offensive assistant coaches are available by request following Tuesday's practice in the media room at the Seal Football Complex. Please email all player/assistant coach requests to Bill Martin (BMartin@athletics.msstate.edu), Andrew Piper (APiper@athletics.msstate.edu) and Taylor Shirey (tshirey@athletics.msstate.edu) 24 hours in advance.

Postgame

Player requests for postgame interviews will be taken in the fourth quarter. For home games, players will be available following Coach Dan Mullen's press conference in the Seal M-Club Center. For road games, players will be available after Mullen's press conference outside the locker room. The locker room is off limits to the media. MSU players may not be approached on the field following games for interviews.

MSU Athletic Communications

Phone (662) 325-8881
Mailing Address: P.O. Box 5308, Mississippi State, MS 39762
Overnight Address: Bryan Building, 288 Lakeview Drive, Mississippi State, MS 39762

Football Contacts

Bill Martin, Associate Athletic Director/Communications

Email: BMartin@athletics.msstate.edu
Office: (662) 325-0967 • Cell: (662) 418-3821 • Twitter: @MSUBillMartin

Andrew Piper, Assistant Director/Communications

Email: APiper@athletics.msstate.edu
Office: (662) 325-0972 • Cell: (662) 418-9183 • Twitter: @ADPiper7

Taylor Shirey, Assistant Director/Communications

Email: TShirey@athletics.msstate.edu
Cell: (256) 899-6482 • Twitter: @Taylor_Shirey14

Other Important Phone Numbers

Davis Wade Stadium at Scott Field Press Box..... (662) 325-3776
MSU Football Office..... (662) 325-2534
HailState Productions (Television) (662) 325-1262
MSU Athletic Ticket Office (662) 325-2600
MSU Athletic Director's Office (662) 325-8082

CollegePressBox.com

CollegePressBox.com serves as a one-stop shop for all needs regarding college football. Members can access player headshots, media guides and more for all FBS schools. Login information will be distributed to accredited media or by applying for a password by sending an email to password@collegepressbox.com.

| 25 MONDAY | 26 TUESDAY | 27 WEDNESDAY | 28 THURSDAY | 29 FRIDAY | 30 SATURDAY | 31 SUNDAY |
|-------------------------------------------------------------------------------------------------------------------------------------------------------------------------------------|----------------------------------------------------------------------------------------|-------------------------------------------------------------------------------------------------|-----------------------------------------------------------------------------------------------------------------------|-------------------------------------------------------------------------------------------------------------------------------------------------------------------------|------------------------------------------------------------------------------------------------------------------------------------------------------------------------------------------------|---------------------------------------------|
| <p>Coach Mullen Press Conference 1 p.m. Seal Media Room SECNetwork+</p> <p>Requested Defensive Players/Asst. Coaches 7:45 p.m. in Seal Media Room</p> | <p>Requested Offense Players/Asst. Coaches 7:10 p.m. in Seal Media Room</p> | <p>Coach Mullen on SEC Teleconference 11:50 a.m. Passcode available from SEC</p> | <p>"Dawg Talk" with Dan Mullen Radio Show 7 p.m. at The Veranda 100.9 FM or HailState.com/plus</p> | <p>Depart for Montgomery, Ala., via charter bus</p> <p>Hotel Headquarters Embassy Suites Montgomery 300 Tallapoosa Street, Montgomery, AL, 36104</p> | <p>Game 5: #24 MSU vs. #13 Auburn 5 p.m. CT • ESPN Jordan-Hare Stadium</p> <p>Coach Mullen and selected players will be available after the game in the visiting media room</p> | <p>Off Day</p> <p>no media availability</p> |



DAN MULLEN

2014 NATIONAL COACH OF THE YEAR • 2014 AP SEC COACH OF THE YEAR
NINTH SEASON • [@COACHDANMULLEN](#)

Consistency and longevity are two of the ultimate measures of a successful head coach. Few have personified that more than Dan Mullen, and he's achieved that in college football's toughest division. The 45-year-old is in his ninth season in Starkville after guiding the Bulldogs into unprecedented territory. That includes the fastest ascent from unranked to No. 1 in college football history and a school-record seven straight bowl games.

Mullen stands just one victory shy of tying College Football Hall of Famer Allyn McKeen (65-19-3) for second in Bulldog all-time wins. In 2017, Mullen ties McKeen as the second-longest tenured coach in school history. Mullen's winning percentage ranks second in MSU annals among those who have coached six or more years. Only McKeen's .764 from 1939-48 is better.

Mullen has cemented the Bulldogs as one of the best in the SEC West as MSU ranks second in victories since 2014 (28) in college football's toughest division, which has produced a national title game finalist in 10 out of the last 11 years. He is the SEC's second-longest tenured current head coach behind only Alabama's Nick Saban (11th year).

Mullen has produced three seasons of at least nine victories in the last seven years, including the school's first back-to-back nine-win seasons in 2014 and 2015. To put in perspective, there were only four nine-win seasons at State in the 109 years prior to Mullen's arrival.

Bowl games have become the norm at State under Mullen's guidance. Prior to his arrival, the school record for consecutive bowl game appearances was three from 1998-2000. MSU is currently on a stretch of a school-record seven straight bowl appearances with its most recent triumph in the 2016 St. Petersburg Bowl. No other coach has been to more bowl games (seven) or won more bowl games (five) at MSU than Mullen. The Bulldogs are one of five SEC teams to earn a bowl berth every season this decade, and MSU is second in the league in bowl game wins (five) since 2010. Only five teams have held the No. 1 ranking since the start of the 2014 season - Alabama, Clemson, Florida State, Ohio State and Mississippi State.

No coach in school history had ever been a finalist for a national coach of the year honor

until Mullen won the Maxwell Football Club's National Coach of the Year award in 2014. He also claimed the Associated Press SEC Coach of the Year award that same fall that MSU reached No. 1. On top of that, Mullen has shined in the Egg Bowl, owning a 5-3 record against Ole Miss. His five wins against the in-state rival ranks second in school history, while his .625 winning percentage against the Rebels is the best by an MSU coach since Sid Robinson's 4-0 mark from 1917-19 (minimum three years).

Player development has been key in Mullen's eight previous seasons. Twenty-two Bulldogs have been chosen in the NFL Draft under Mullen's watch since 2010. What has proven to be even more impressive is how successful those players are when they reach the next level. The 2016 NFL season saw a school-record three Bulldogs - Dak Prescott, Fletcher Cox and K.J. Wright - reach the NFL Pro Bowl in Orlando. All three developed under Mullen at State. Prescott was the fifth SEC player to win NFL Rookie of the Year since its inception in 2002.

Off the field, Mullen's players are constant achievers in the classroom and the community donating countless hours to the Starkville area and state of Mississippi. A school-record 31 Bulldogs were named to the 2016 SEC Fall Academic Honor Roll, which ranked among the top five in the league. During Mullen's entire tenure at MSU, 166 players have earned the distinction of SEC Honor Roll recipient. State is tied for the SEC lead in number of National Football Foundation National Scholar-Athletes produced since 2010 with two.

The Mullen's created the Mullen Family 36 Foundation, raising close to \$500,000 for charity in the last five years. The foundation has impacted the lives of 36 different children's charities throughout the state of Mississippi and annually chooses a deserving student for a college scholarship. In the spring of 2017, the foundation hosted its first golf classic, bringing back former Bulldogs and celebrities that raised over \$100,000 for children's charities.

Mullen crossed a bucket list item off in April 2016. He received a sponsorship exemption through Adidas to run the 120th Boston Marathon, which he completed in 4:28:35. In the process, the Mullen 36 Family Foundation raised over \$60,000 through race donations.

PERSONAL

Birthdate: April 27, 1972

Age: 45

Hometown: Manchester, N.H.

Education: 1994 - Bachelor's Degree in Exercise and Sport Science from Ursinus College; 1996 - Master's Degree in Education from Wagner College

Wife: Megan

Children: Canon and Breelyn Elisabeth

COACHING EXPERIENCE

| | |
|---------|--------------------------------------------------|
| 2009-p | Mississippi State (Head Coach) |
| 2005-08 | Florida (Offensive Coordinator/ Quarterbacks) |
| 2003-04 | Utah (Quarterbacks) |
| 2001-02 | Bowling Green (Quarterbacks) |
| 1999-00 | Notre Dame (Graduate Assistant Offense) |
| 1998 | Syracuse (Graduate Assistant Offense) |
| 1996-97 | Columbia (Wide Receivers) |
| 1994-95 | Wagner (Wide Receivers) |

BY THE NUMBERS

| | |
|-----|------------------------------------------|
| 64 | Overall wins (3rd in MSU history) |
| 5 | Bowl game victories (MSU record) |
| 7 | Straight bowl games (MSU record) |
| 5 | Egg Bowl wins (2nd in MSU history) |
| 22 | NFL Draft picks since 2010 |
| 110 | Statistical Records set in Mullen era |
| 4 | Wins over Top 10 teams (MSU record) |
| 10 | Weeks ranked in Top 10 (MSU record) |
| 4 | 30-Win Senior Classes (MSU record) |
| 5 | Weeks ranked No. 1 (MSU record) |
| 50 | MSU players who have reached the NFL |
| 3 | QBs coached who are current NFL starters |

MSU WINNING PCT. SINCE 1938

| Coach (minimum 3 years) | Rec. | Pct. |
|--------------------------------|---------|------|
| 1. ^ Allyn McKeen (1939-48) | 65-19-3 | .764 |
| 2. Dan Mullen (2009-p) | 64-43 | .598 |
| 3. Jackie Sherrill (1991-2003) | 75-75-2 | .500 |

^ - College Football Hall of Famer

MSU BOWL VICTORIES

| Coach | App. | Wins |
|--------------------------------|------|------|
| 1. Dan Mullen (2009-p) | 7 | 5 |
| 2. Jackie Sherrill (1991-2003) | 2 | 2 |
| 3. 4 coaches | sev. | 1 |

MULLEN'S YEAR-BY-YEAR RECORD

| Year | School | Overall Record | SEC Record | Noteable |
|---------------|-------------------|---------------------|---------------------|--------------------------------------|
| 2009 | Mississippi State | 5-7 | 3-5 | def. #20 Ole Miss, 41-27 |
| 2010 | Mississippi State | 9-4 | 4-4 | Gator Bowl champs; def. Michigan |
| 2011 | Mississippi State | 7-6 | 2-6 | Music City Bowl champs |
| 2012 | Mississippi State | 8-5 | 4-4 | Gator Bowl; won first seven games |
| 2013 | Mississippi State | 7-6 | 3-5 | Liberty Bowl champs |
| 2014 | Mississippi State | 10-3 | 6-2 | Orange Bowl, first No. 1 ranking |
| 2015 | Mississippi State | 9-4 | 4-4 | Belk Bowl champs |
| 2016 | Mississippi State | 6-7 | 3-5 | St. Petersburg Bowl, Egg Bowl champs |
| 2017 | Mississippi State | 3-1 | 1-1 | Went from unranked to No. 17 |
| TOTALS | | 64-43 (.598) | 30-36 (.454) | |

SERIES GAME-BY-GAME

Auburn leads 62-26-2

| | | |
|-------------|--------------|---------------------|
| 10/27/1905: | AU, 18-0 | at Columbus, Miss. |
| 10/8/1910: | AU, 6-0 | at Auburn, Ala. |
| 10/27/1911: | AU, 11-5 | at Birmingham, Ala. |
| 10/26/1912: | AU, 7-0 | at Birmingham, Ala. |
| 10/25/1913: | AU, 34-0 | at Birmingham, Ala. |
| 10/24/1914: | AU, 19-0 | at Birmingham, Ala. |
| 10/23/1915: | AU, 26-0 | at Birmingham, Ala. |
| 10/27/1916: | AU, 7-3 | at Birmingham, Ala. |
| 10/27/1917: | AU, 13-6 | at Birmingham, Ala. |
| 11/15/1919: | AU, 7-0 | at Birmingham, Ala. |
| 11/12/1927: | MSU, 7-0 | at Birmingham, Ala. |
| 11/17/1928: | MSU, 13-0 | at Birmingham, Ala. |
| 11/15/1930: | MSU, 7-6 | at Birmingham, Ala. |
| 10/16/1937: | AU, 33-7 | at Birmingham, Ala. |
| 10/14/1938: | AU, 20-6 | at Montgomery, Ala. |
| 10/14/1939: | AU, 7-0 | at Birmingham, Ala. |
| 10/12/1940: | Tied, 7-7 | at Birmingham, Ala. |
| 11/8/1941: | MSU, 14-7 | at Birmingham, Ala. |
| 10/31/1942: | MSU, 6-0 | at Birmingham, Ala. |
| 11/11/1944: | MSU, 26-21 | at Birmingham, Ala. |
| 10/6/1945: | MSU, 20-0 | at Birmingham, Ala. |
| 11/9/1946: | MSU, 33-0 | at Birmingham, Ala. |
| 11/8/1947: | MSU, 14-0 | at Birmingham, Ala. |
| 11/6/1948: | MSU, 20-0 | at Birmingham, Ala. |
| 11/5/1949: | AU, 25-6 | at Auburn, Ala. |
| 11/4/1950: | MSU, 27-0 | at Starkville |
| 11/8/1952: | MSU, 49-34 | at Auburn, Ala. |
| 10/10/1953: | Tied, 21-21 | at Starkville |
| 11/5/1955: | AU, 27-26 | at Auburn, Ala. |
| 11/10/1956: | AU, 27-20 | at Auburn, Ala. |
| 11/9/1957: | AU, 15-7 | at Birmingham, Ala. |
| 11/8/1958: | AU, 33-14 | at Auburn, Ala. |
| 11/7/1959: | AU, 31-0 | at Birmingham, Ala. |
| 11/5/1960: | AU, 27-12 | at Auburn, Ala. |
| 11/11/1961: | MSU, 11-10 | at Birmingham, Ala. |
| 11/10/1962: | AU, 9-3 | at Auburn, Ala. |
| 11/9/1963: | MSU, 13-10 | at Jackson, Miss. |
| 11/7/1964: | AU, 12-3 | at Auburn, Ala. |
| 11/6/1965: | AU, 25-18 | at Birmingham, Ala. |
| 11/5/1966: | AU, 13-0 | at Jackson, Miss. |
| 11/11/1967: | AU, 36-0 | at Auburn, Ala. |
| 9/28/1968: | AU, 26-0 | at Jackson, Miss. |
| 11/8/1969: | AU, 52-13 | at Auburn, Ala. |
| 11/7/1970: | AU, 56-0 | at Birmingham, Ala. |
| 11/6/1971: | AU, 30-21 | at Auburn, Ala. |
| 9/9/1972: | AU, 14-3 | at Jackson, Miss. |
| 11/10/1973: | AU, 31-17 | at Auburn, Ala. |
| 11/9/1974: | AU, 24-20 | at Jackson, Miss. |
| 11/8/1975: | *Tied, 21-21 | at Auburn, Ala. |
| 11/6/1976: | *MSU, 28-19 | at Jackson, Miss. |
| 11/5/1977: | *MSU, 27-13 | at Auburn, Ala. |
| 11/11/1978: | AU, 6-0 | at Starkville |
| 11/10/1979: | AU, 14-3 | at Auburn, Ala. |
| 10/25/1980: | MSU, 24-21 | at Jackson, Miss. |
| 10/24/1981: | MSU, 21-17 | at Auburn, Ala. |
| 10/23/1982: | AU, 35-17 | at Starkville |
| 10/22/1983: | AU, 28-13 | at Auburn, Ala. |
| 10/27/1984: | AU, 24-21 | at Starkville |
| 10/26/1985: | AU, 21-9 | at Auburn, Ala. |
| 10/25/1986: | AU, 35-6 | at Starkville |
| 10/24/1987: | AU, 38-7 | at Auburn, Ala. |
| 10/22/1988: | AU, 33-0 | at Auburn, Ala. |
| 10/28/1989: | AU, 14-0 | at Auburn, Ala. |
| 10/27/1990: | AU, 17-16 | at Starkville |
| 10/26/1991: | MSU, 24-17 | at Auburn, Ala. |
| 10/10/1992: | MSU, 14-7 | at Starkville |
| 10/9/1993: | AU, 31-17 | at Auburn, Ala. |
| 10/8/1994: | AU, 42-18 | at Starkville |
| 10/7/1995: | AU, 48-20 | at Auburn, Ala. |
| 10/12/1996: | AU, 49-15 | at Starkville |
| 11/1/1997: | MSU, 20-0 | at Auburn, Ala. |
| 10/10/1998: | MSU, 38-21 | at Starkville |
| 10/9/1999: | MSU, 18-16 | at Auburn, Ala. |
| 10/7/2000: | MSU, 17-10 | at Starkville |
| 10/6/2001: | AU, 16-14 | at Auburn, Ala. |
| 9/19/2002: | AU, 42-14 | at Starkville |
| 10/18/2003: | AU, 45-13 | at Auburn, Ala. |
| 9/11/2004: | AU, 43-14 | at Starkville |
| 9/10/2005: | AU, 28-0 | at Auburn, Ala. |
| 9/9/2006: | AU, 34-0 | at Starkville |
| 9/15/2007: | MSU, 19-14 | at Auburn, Ala. |
| 9/13/2008: | AU, 3-2 | at Starkville |
| 9/12/2009: | AU, 49-24 | at Auburn, Ala. |
| 9/9/2010: | AU, 17-14 | at Starkville |
| 9/10/2011: | AU, 41-34 | at Auburn, Ala. |
| 9/8/2012: | MSU, 28-10 | at Starkville |
| 9/14/2013: | AU, 24-20 | at Auburn, Ala. |
| 10/11/2014: | MSU, 38-23 | at Starkville |
| 9/26/2015: | MSU, 17-9 | at Auburn, Ala. |
| 10/8/2016: | AU, 38-14 | at Starkville |

THE SERIES: MSU VS. AUBURN

MSU and Auburn meet for the 91st time with the Tigers holding a 62-26-2 advantage ... State has won three out of the last five meetings dating back to 2012 ... This is the first time since 2014 that both teams are ranked at the top of the meeting (MSU was No. 3 and Auburn was No. 2 that year) ... Auburn snapped an MSU two-game winning streak in the series with a 38-14 win in Starkville on Oct. 8 last season ... The Bulldogs won the last meeting on the Plains in 2015 in Dak Prescott's final season ... That was MSU's first win at Auburn since 2007 ... MSU is seeking back-to-back wins at Auburn since victories in 1997 (20-0) and 1999 (18-16) ... Each of the last three meetings at Auburn have been decided by eight points or less dating back to 2011 ... **Dan Mullen** owns a 3-5 record against Auburn and a 2-2 mark against Gus Malzahn as a head coach ... The largest MSU win in the series occurred on Nov. 9, 1946 (33-0) in Birmingham ... The largest MSU victory at Jordan-Hare Stadium was 20-0 on Nov. 1, 1997 ... 240 miles separate the two campuses ... Auburn owns a 28-7 mark against MSU at home.

THE LAST MEETING

Auburn 38 Oct. 8, 2016 • Davis Wade Stadium
MSU 14 Starkville, Miss. • 60,102

Auburn used a 35-point first half to snap a two-game losing streak to Mississippi State by a score of 38-14 in Davis Wade Stadium. Kivon Coman intercepted Sean White on the third play of the game but the Bulldogs were unable to capitalize, missing a field goal. White then directed three straight scoring drives all of which were finished on Kamryn Pettway runs. Montravius Adams made it 35-0 Auburn right before the half on a 13-yard fumble recovery after **Nick Fitzgerald** was sacked. Fitzgerald settled down in the second half and engineered an 8-play, 9-yard drive that resulted in **Keith Mixon's** first career touchdown catch on a 37-yard strike from Fitzgerald. Fred Ross then reached the endzone for the fourth straight game, hauling in an 8-yard Fitzgerald pass that cut the lead to 35-14 early in the fourth quarter. It would be MSU's final points of the day. Richie Brown led all tacklers with a career-best 14 -- the most by a Bulldog since 2012 -- while **Mark McLaurin** added a career-high 10 tackles. State lost the turnover battle for the first time all season and both turnovers resulted in a combined 14 points for the Tigers. Fitzgerald finished with 242 yards of total offense, throwing for two touchdowns.

STATISTICAL BREAKDOWN

| Category | MSU | AU | Conference (NCAA) Ranks | |
|-------------------------|--------------|--------|-------------------------|----------|
| | | | MSU | AU |
| Scoring Offense: | 36.5 | 30.5 | 3 (39) | 7 (66) |
| Total Offense: | 439.8 | 411.0 | 5 (35) | 6 (67) |
| Rushing Offense: | 267.5 | 199.5 | 2 (14) | 6 (44) |
| Passing Offense: | 172.3 | 211.5 | 13 (107) | 5 (80) |
| Scoring Defense: | 14.8 | 11.3 | 4 (16) | 2 (7) |
| Total Defense: | 255.5 | 236.3 | 3 (10) | 1 (4) |
| Pass Defense: | 129.0 | 138.8 | 2 (5) | 3 (10) |
| Rushing Defense: | 126.5 | 97.5 | 7 (49) | 3 (17) |
| Kickoff Return Avg.: | 19.83 | 18.60 | 10 (78) | 13 (96) |
| Punt Return Avg.: | 11.38 | 9.88 | 6 (36) | 8 (40) |
| Time of Poss.: | 30:13 | 31:17 | 8 (66) | 6 (44) |
| 3rd Down Conv. Pct.: | 0.444 | 0.470 | 4 (31) | 1 (20) |
| Opp. 3rd-D Conv. Pct: | 0.264 | 0.306 | 2 (12) | 4 (32) |
| TO Margin: | 0.25 | -0.25 | 8 (50) | 9 (74) |
| Net Punting: | 43.56 | 38.57 | 4 (10) | 11 (62) |
| Fumbles Recovered: | 3 | 5 | 6 (35) | 2 (7) |
| Passes Intercepted: | 1 | 2 | 13 (108) | 9 (84) |
| Fumbles Lost: | 0 | 6 | 1 (1) | 13 (119) |
| Turnovers Lost: | 3 | 8 | 3 (16) | 13 (97) |
| Passing Efficiency: | 126.14 | 141.63 | 12 (84) | 7 (51) |
| Pass Efficiency Defense | 112.14 | 107.68 | 8 (37) | 5 (29) |
| Fewest Penalties: | 21 | 20 | 8 (46) | 5 (35) |
| Fewest Yards Penalized: | 197 | 183 | 11 (65) | 9 (49) |
| Sacks/game: | 1.75 | 3.00 | 8 (74) | 3 (18) |
| Tackles for Losses: | 23 | 33 | 9 (80) | 1 (12) |
| First Downs: | 90 | 86 | 3 (31) | 5 (39) |
| Red Zone Offense: | 0.882 | 0.762 | 4 (52) | 12 (100) |
| Red Zone Defense: | 0.800 | 0.714 | 7 (54) | 5 (26) |

* **Bold indicates categories MSU is in the top 25 nationally in.**

THE NOTEBOOK

MORE NOTABLES

- Under **Dan Mullen** (since 2009), State is 57-4 when leading at the half and 58-2 when leading at the end of the third quarter.
- MSU was picked to finish sixth in the SEC West standings at SEC Media Days. The Bulldogs have finished ahead of where they were projected in five straight seasons and six times in eight years under **Dan Mullen**.
- The Bulldogs are ranked fifth in the SEC among NCAA Academic Progress Rate (APR) with a score of 974, which is eight points above the national average. MSU's high APR score allowed the Bulldogs to earn a berth to the St. Petersburg Bowl last season.
- MSU hauled in a Top 25 recruiting class last spring and welcomed a school-record 12 early enrollees who went through spring practice. Seven of the early enrollees came via the junior college route and two of those JUCOs played during the first four games (LB **Montez Sweat**, S **Johnathan Abram**).
- MSU is one of five SEC teams who have been to a bowl every season this decade (Alabama, Georgia, LSU and Texas A&M the others).
- MSU produced its first defensive shutout since 2014 in the opener against Charleston Southern. Meanwhile, the Bulldogs' offense hasn't been shutout in 107 consecutive games, the sixth-longest current streak in the SEC. The Bulldogs have scored in every game under head coach **Dan Mullen**.
- The Bulldogs have 30 years of NFL coaching experience on the staff, which is the seventh most in the FBS. Defensive coordinator **Todd Grantham** coached 11 years in the NFL, while defensive line coach **Brian Baker** spent 19 years in the pros.

AUBURN TIES

MSU running backs/special teams coordinator **Greg Knox** served on Auburn's staff from 1999-2008 as the wide receivers coach and recruiting coordinator under Tommy Tuberville. Defensive quality control **Karibi Dede** played linebacker for Auburn from 2002-06 and was a member of the Tigers' 2004 undefeated, SEC Championship team that went 13-0. Dede also served as a graduate assistant at his alma mater from 2011-12.

ALABAMA BULLDOG NATIVES

More out of state Bulldogs come from Alabama than any other state. A total of 13 scholarship players on the current roster hail from Alabama, including starters: offensive guard **Deion Calhoun** (Pleasant Grove), offensive guard **Darryl Williams** (Bessemer), linebacker **Dez Harris** (Bessemer) and wide receiver **Keith Mixon** (Birmingham).

MULLEN INCHING CLOSER TO MSU HISTORY

Dan Mullen has officially tied College Football Hall of Famer Allyn McKeen as the second-longest tenured coach in MSU history (by years). Mullen is also just one win shy of second place held by McKeen, who won 65 games in nine years. Mullen is in his ninth year and is coaching in his 108th game this weekend at Auburn. Only Jackie Sherrill (152) has coached in more MSU games than Mullen. Mullen is the SEC's second-winningest coach among current head coaches behind only Saban. In an era of coaching transactions, Mullen has turned MSU into a winner in college football's toughest division that has produced a national title game finalist in 10 out of the last 11 years.

Top 5 Winningest MSU Coaches (in terms of victories)

| Head Coach | Years | Tenure | Record | Pct. |
|----------------------|----------|---------------------|--------------|-------------|
| 1. Jackie Sherrill | 13 | 1991-2003 | 75-75-2 | .500 |
| 2. Allyn McKeen | 9 | 1939-48 | 65-19-3 | .764 |
| 3. Dan Mullen | 9 | 2009-Present | 64-43 | .598 |
| 4. Emory Bellard | 7 | 1979-85 | 37-42 | .468 |
| 5. W.D. Chadwick | 5 | 1909-13 | 29-12-2 | .698 |

Top 5 Longest Tenured MSU Coaches (by years)

| Head Coach | Years | Tenure | Record | Pct. |
|--------------------|----------|---------------------|--------------|-------------|
| 1. Jackie Sherrill | 13 | 1991-2003 | 75-75-2 | .500 |
| 2. Allyn McKeen | 9 | 1939-48 | 65-19-3 | .764 |
| Dan Mullen | 9 | 2009-Present | 64-43 | .598 |
| 4. Emory Bellard | 7 | 1979-85 | 37-42 | .468 |
| 5. W.D. Chadwick | 5 | 1909-13 | 29-12-2 | .698 |
| Rockey Felker | 5 | 1986-90 | 21-34 | .382 |

THE TODD GRANTHAM EFFECT

Todd Grantham has made an immediate splash in his first year as defensive coordinator in Starkville. Grantham is in his 11th season as a defensive coordinator and fifth season as a defensive

QUICK FACTS

| | |
|----------------------|--------------------------------------|
| Location | Starkville, Miss. |
| Founded | February 28, 1878 |
| Nickname | Bulldogs |
| Enrollment | 21,622 |
| President | Dr. Mark Keenum |
| Athletic Director | John Cohen |
| Faculty Rep | Dr. Steven Turner |
| Conference | Southeastern (West) |
| Colors | Maroon and White |
| Stadium | Davis Wade Stadium at Scott Field |
| Capacity | 61,337 |
| Playing Surface | Hybrid Bermuda |
| First Year Football | 1895 |
| Years of Football | 118th |
| All-Time Record | 549-570-39 (.491) |
| All-Time SEC Record | 189-358-12 (.349) |
| All-Time Bowl Record | 12-8 (.600) |

2017 HONORS

Dan Mullen • Head Coach

Dodd Trophy National Coach of the Week (vs. LSU)

Logan Cooke • P • Sr.

Ray Guy Award Watch List

Nick Fitzgerald • QB • Jr.

Maxwell Award Watch List

Second-Team All-SEC (Coaches, Media)

Davey O'Brien Award Watch List

Johnny Unitas Golden Arm Award Watch List

Maxwell Award National Player of the Week (vs. LSU)

Davey O'Brien Award QB of the Week (vs. LSU)

Manning Award Star of the Week (vs. LSU)

SEC Offensive Player of the Week (vs. LSU)

Gabe Myles • WR • Sr.

Wuerffel Award Watch List

AFC A Good Works Team

Martinas Rankin • OT • Sr.

Second-Team All-American (CFN)

Second-Team All-SEC (Coaches, Media)

Jeffery Simmons • DT • So.

SEC Defensive Lineman of the Week (at LA Tech, vs. LSU)

Second-Team All-SEC (Athlon Sports)

Aeris Williams • RB • Jr.

Doak Walker Award Watch List

Darryl Williams • OL • So.

SEC Offensive Lineman of Week (vs. LSU)

BULLDOG TRENDS

| | 2017 | Mullen | Streak |
|------------------|------|--------|--------|
| August | 0-0 | 1-1 | L1 |
| September | 3-1 | 23-11 | L1 |
| October | 0-0 | 21-12 | W1 |
| November | 0-0 | 14-18 | W1 |
| December-January | 0-0 | 5-2 | W2 |

MSU's Conference Record...

| | | | |
|-------------|-----|-------|----|
| at home | 1-0 | 17-17 | W1 |
| on the road | 0-1 | 12-20 | L1 |

MSU's Non-Conference Record...

| | | | |
|-------------|-----|------|----|
| at home | 1-0 | 20-3 | W2 |
| on the road | 1-0 | 9-1 | W1 |
| neutral | 0-0 | 5-3 | W2 |

MSU vs. Ranked Opponents...

| | | | |
|-------------|-----|------|----|
| overall | 1-1 | 8-32 | L1 |
| at home | 1-0 | 5-15 | W2 |
| on the road | 0-1 | 3-14 | L4 |
| neutral | 0-0 | 0-3 | L3 |
| vs. Top 10 | 0-0 | 4-14 | L1 |

MSU's Record in Games...

| | | | |
|--------------------------|-----|-------|----|
| decided by 7 pts or less | 0-0 | 16-13 | W2 |
| decided by 3 pts or less | 0-0 | 4-4 | W1 |
| Road during the day | 0-0 | 8-9 | W1 |
| Road at night | 1-1 | 13-12 | L1 |
| Home during the day | 1-0 | 16-7 | W3 |
| Home at night | 1-0 | 21-12 | W1 |

MSU's Record When Scoring...

| | | | |
|---------------------|-----|-------|----|
| less than 20 points | 0-1 | 6-23 | L1 |
| 20 or more points | 3-0 | 32-14 | W4 |
| 25 or more points | 3-0 | 52-10 | W4 |

MSU's Record When Allowing...

| | | | |
|--------------------|-----|-------|-----|
| 14 or fewer points | 2-0 | 30-1 | W21 |
| 24 or fewer points | 3-0 | 53-11 | W5 |
| 25+ points | 1-0 | 12-31 | L3 |

MSU's Record When...

| | | | |
|-----------------------------|-----|-------|----|
| MSU scores first | 2-0 | 44-10 | W4 |
| Opponent scores first | 1-1 | 20-33 | L1 |
| Leading after the 1st qtr | 2-0 | 45-7 | W5 |
| Trailing after the 1st qtr | 0-1 | 11-27 | L1 |
| Leading at halftime | 3-0 | 57-4 | W6 |
| Trailing at halftime | 0-1 | 6-36 | L1 |
| Leading after the 3rd qtr | 3-0 | 58-2 | W8 |
| Trailing after the 3rd qtr | 0-1 | 4-38 | L1 |
| Tied going into the 4th qtr | 0-0 | 0-0 | L1 |

MSU's Record With...

| | | | |
|--------------------------|-----|-------|----|
| less than 300 yards | 0-1 | 0-1 | L4 |
| 400+ yards total offense | 3-0 | 34-11 | W4 |
| 500+ yards total offense | 1-0 | 26-6 | W2 |
| 600+ yards total offense | 0-0 | 4-2 | W3 |
| less than 100 yards rush | 0-0 | 4-10 | L3 |
| 100+ yards rushing | 3-1 | 30-17 | L1 |
| 150+ yards rushing | 3-1 | 28-14 | L1 |
| 200+ yards rushing | 3-0 | 33-7 | W4 |
| 250+ yards rushing | 3-0 | 25-6 | W6 |
| less than 200 yards pass | 1-1 | 24-23 | L1 |
| 300+ yards passing | 0-0 | 15-6 | L1 |
| 350+ yards passing | 0-0 | 6-1 | W5 |
| 400+ yards passing | 0-0 | 2-1 | W2 |
| 450+ yards passing | 0-0 | 1-1 | W1 |

coordinator in the SEC. He spent four years at Georgia.

- The Bulldogs are allowing just 4.3 yards per play, which ranks fourth in the SEC and 14th nationally. By comparison, MSU was allowing 5.2 yards per play through the first four games of 2016.
- MSU has allowed only one touchdown in the fourth quarter this season when the second-team defense issued one late at Louisiana Tech in Week 2.
- Opponents are only 14-of-53 (26.4 percent) on third down against the Bulldogs, which is second in the SEC and 12th nationally. MSU held LSU to 3-of-13 on third down. By comparison opponents were successful on third down 37 percent of the time through the first four games of 2016.
- The Bulldogs are allowing only 129.0 yards per game through the air, which is second in the SEC and fifth nationally. Entering Game 5 last season, MSU was issuing 245.5 yards per game passing, which at the time ranked 11th in the SEC and 81st nationally.
- MSU boasts the nation's 10th-best total defense, allowing 255.5 yards per game. Entering Game 5 last season, the Bulldogs were allowing 358.4 yards per game through the air.

TOUGHEST STRETCH IN THE NATION

MSU is currently the only team in the nation who has to face three straight Top 15 opponents. The Bulldogs are seeking their first win over a Top 15 team on the road since beating No. 8 LSU, 34-29, on Sept. 20, 2014. It's the first time since 2014 that the Bulldogs are facing three straight Top 15 opponents. It's also only the fourth time in school history that MSU will play consecutive weeks on the road against Top 15 opponents. The other times: 2013 (11/2 L at No. 2 South Carolina, 34-16; 11/9 L at No. 11 Texas A&M, 51-41); 2007 (10/20 L at No. 7 West Virginia, 38-13; 10/27 W at No. 14 Kentucky, 31-14); 1991 (9/21 L at No. 6 Tennessee, 26-24; 9/28 L at No. 14 Florida, 29-7)

MSU DOMINATES LSU IN SEC OPENER

For the first time since Oct. 23, 1999, MSU beat No. 11 LSU in Starkville as the Bulldogs throttled the Tigers in the SEC opener, 37-7.

- It was the largest margin of victory in the 111-year series history for MSU. The previous was +25 in a 25-0 blanking of the Tigers on Nov. 13, 1954 in Baton Rouge.
- It was the most points scored by MSU in a win over LSU since beating the Tigers 45-26 on Nov. 12, 1983 in Baton Rouge. It was also the fewest points allowed by MSU against the Tigers since the Bulldogs won 16-6 on Nov. 15, 1975 in Baton Rouge.
- The 285 rushing yards accumulated by MSU was the most allowed under defensive coordinator Dave Aranda (previous was by Alabama with 218 in 2016).

LARGEST MARGINS OF VICTORY OVER RANKED TEAMS

MSU's 37-7 blowout of No. 11 LSU was by a historic margin. It was the largest margin of victory over an Associated Press ranked team since State topped No. 12 Vanderbilt, 33-0, on Oct. 17, 1942.

A look at the top three largest margins of victories over ranked teams in MSU history:

+33 - def. No. 12 Vanderbilt, 33-0, on Oct. 17, 1942 in Nashville

+30 - def. No. 11 LSU, 37-7, on Sept. 16, 2017 in Starkville

+28 - def. No. 15 Florida State, 55-27, on Oct. 14, 1978 in Starkville

PUTTING UP POINTS

State is putting up points an impressive clip, scoring at least 37 points in three of its four games this year and at least 35 points in eight out of its last 11 games dating back to last season's Kentucky game on Oct. 22. The Bulldogs have scored at least 30 points in 51 of the 107 games under Dan Mullen (47.7 percent). MSU is 52-10 when scoring 25 or more points under Mullen.

DEFENSE CRACKS RECORD BOOKS IN SEASON OPENER

In a 49-0 blanking of Charleston Southern, MSU cracked the record books in the process:

- MSU tallied its first shutout since blanking Vanderbilt, 51-0, on Nov. 22, 2014. It was the third shutout of the **Dan Mullen** era. (Vanderbilt and Southern Miss in 2014)
- The Bulldogs allowed the fewest total yards per play in school history (0.7), breaking the previous mark of 1.35 vs. Howard College on Sept. 21, 1963 (a span of 19,705 days from Sept. 2).
- MSU allowed only 33 yards of total offense, the fewest allowed since 26 against Howard on Sept. 21, 1963.
- MSU held Charleston Southern to two first downs, the fewest since that Howard 1963 game. CSU also never crossed the 50-yard line.
- The Bulldogs recorded two safeties in the first half against CSU with **Fletcher Adams** involved in both. It was the first time MSU tallied a safety since Oct. 15, 2011, versus South Carolina and the first time the program had recorded multiple safeties in a game since Sept. 30, 2000 against Florida.
- The MSU defense held CSU to 18 rushing yards, representing the fewest allowed by MSU since Kentucky had two yards on Nov. 3, 2001.

WINS BY SEC WEST TEAMS SINCE START OF 2014 SEASON

MSU has been a model of consistency in the difficult SEC West as the Bulldogs have won the second-most games in the division since the start of the 2014 season. A look at the list:

- Alabama - 44
- Mississippi State - 28
 - LSU - 28
- Texas A&M - 27
- Ole Miss - 26
 - Auburn - 26
- Arkansas - 23

500 YARD TOTAL OFFENSE GAMES BY SEC TEAMS SINCE 2014

Mississippi State leads the SEC with 19 500-yard total offense games since 2014. The Bulldogs racked up five 500-yard offense games a season ago and did so again with 555 yards in the season-opening win over Charleston Southern. The full list since 2014:

- Mississippi State - 19
 - Ole Miss - 16
 - Texas A&M - 16
 - Alabama - 15
 - Auburn - 13
 - Tennessee - 10
 - LSU - 9
 - Kentucky - 8
 - Arkansas - 8
 - Missouri - 8
 - Georgia - 5
 - Florida - 5
 - South Carolina - 5
 - Vanderbilt - 4

FITZGERALD LEADS NATION IN TDS RESPONSIBLE SINCE OCT. 29

No quarterback in America has accounted for more touchdowns since Oct. 29 of last season than **Nick Fitzgerald**. Fitzgerald has recorded 36 during that nine-game span, including 17 rushing and 19 passing. Fitzgerald has accounted for at least two touchdowns in six of his last seven games. He's accounted for at least one rushing touchdown and one passing touchdown in the same game 11 times during his career, including three of the four games this year (0 at Georgia). A look at the national leaders in touchdowns responsible for since Oct. 29, 2016:

- Nick Fitzgerald, Mississippi State - 36
- Mason Rudolph, Oklahoma State - 35
- Baker Mayfield, Oklahoma - 33
 - Luke Falk, Washington State - 33
- Lamar Jackson, Louisville - 31
- Jake Browning, Washington - 27
 - Quinton Flowers, USF - 27
- Sam Darnold, USC - 23
- Jalen Hurts, Alabama - 22

FITZGERALD ONE OF THE NATION'S BEST SIGNAL CALLERS

Junior **Nick Fitzgerald**, a preseason second-team All-SEC selection, is in his second season as a starter and owns a 9-8 record as a starter.

- At 6-foot-5, 230 pounds, Fitzgerald was Dak Prescott's primary backup in 2015 before taking the reins. He was offered by only two schools coming out of Richmond Hill (Ga.) High School, MSU and Middle Tennessee. Richmond Hill ran an option style offense and threw only 78 passes as a senior. He played wide receiver as a junior before moving to quarterback.
- With his 111 yards at Louisiana Tech, Fitzgerald tied Dak Prescott (2012-15) and Don Smith (1983-86) for the MSU career record for 100-yard rushing games by a QB with nine. Fitzgerald has rushed for 100 yards in seven of his last 11 games. He's done it once this season.
- Fitzgerald's nine 100-yard rushing games already rank ninth in MSU career history among all positions:

MSU Career 100-Yard Rushing Games

| Player | Games | Years |
|--------------------|-------|---------|
| 1. Anthony Dixon | 17 | 2006-09 |
| 2. Jerious Norwood | 13 | 2002-05 |
| 3. James Johnson | 12 | 1997-98 |
| 4. Walter Packer | 12 | 1973-76 |
| 5. Vick Ballard | 10 | 2010-11 |
| Dicenzo Miller | 10 | 1998-01 |

CAREER GAMES PLAYED/STARTED

| Player | '14 | '15 | '16 | '17 | Total |
|--------------------|------|-------|-------|-----|-------|
| Johnathan Abram | -- | -- | -- | 4/2 | 4/2 |
| Fletcher Adams | -- | -- | 11/0 | 4/2 | 15/2 |
| Stephen Adegoke | -- | -- | -- | 2/0 | 2/0 |
| Joel Baldwin | -- | -- | -- | 1/0 | 1/0 |
| Hunter Bradley | 3/0 | 12/0 | 13/0 | 4/0 | 32/0 |
| Bennie Braswell | -- | -- | -- | 1/0 | 1/0 |
| Tre Brown | -- | -- | -- | 4/0 | 4/0 |
| Brandon Bryant | -- | 13/8 | 13/10 | 4/3 | 30/21 |
| Logan Burnett | -- | -- | -- | 1/0 | 1/0 |
| Deion Calhoun | -- | 13/1 | 9/9 | 4/4 | 26/14 |
| Korey Charles | -- | -- | -- | 2/0 | 2/0 |
| Jace Christmann | -- | -- | -- | 4/0 | 4/0 |
| Tolando Cleveland* | 13/0 | 13/10 | -- | 4/4 | 42/14 |
| Ronald Cochran | -- | 4/0 | 1/0 | 1/0 | 6/0 |
| Logan Cooke | 9/0 | 13/0 | 10/0 | 4/0 | 36/0 |
| Jamal Couch | -- | -- | 11/0 | 4/0 | 15/0 |
| Cameron Dantzler | -- | -- | -- | 4/0 | 4/0 |
| Tucker Day | -- | -- | -- | 3/0 | 3/0 |
| Malik Dear | -- | 11/0 | 12/9 | 0/0 | 23/9 |
| Lashard Durr | -- | -- | 13/7 | 4/3 | 17/10 |
| Greg Eiland | -- | -- | -- | 4/0 | 4/0 |
| Nick Fitzgerald | -- | 8/0 | 13/13 | 4/4 | 25/17 |
| Willie Gay Jr. | -- | -- | -- | 4/0 | 4/0 |
| Nick Gibson | -- | -- | 3/0 | 4/0 | 7/0 |
| Donald Gray | -- | 13/0 | 13/13 | 4/4 | 30/17 |
| J.T. Gray | 6/0 | 13/0 | 13/10 | 4/2 | 36/12 |
| Farrod Green | -- | -- | 12/8 | 4/4 | 16/12 |
| Gerri Green | -- | 13/1 | 13/0 | 4/4 | 30/5 |
| Aaron Hamaker | -- | 3/0 | 11/0 | 2/0 | 16/0 |
| Dez Harris | 6/0 | 7/0 | 13/0 | 4/4 | 30/4 |
| Grant Harris | -- | 5/0 | 6/0 | 4/0 | 15/0 |
| Kylin Hill | -- | -- | -- | 4/0 | 4/0 |
| Braxton Hoyett | -- | 7/0 | 13/0 | 3/2 | 23/2 |
| Jesse Jackson | -- | 12/0 | 13/1 | 4/2 | 29/3 |
| Elgton Jenkins | -- | 11/3 | 12/5 | 4/4 | 27/12 |
| Justin Johnson | -- | 11/0 | 13/2 | 4/0 | 28/2 |
| Dontea Jones | -- | -- | -- | 3/0 | 3/0 |
| Kendell Jones | -- | -- | 1/0 | 2/0 | 3/0 |
| Kobe Jones | -- | -- | -- | 4/0 | 4/0 |
| Traver Jung | -- | -- | 13/2 | 3/0 | 16/2 |
| Dontavian Lee | -- | 10/0 | 13/0 | 4/0 | 27/0 |
| Leo Lewis | -- | -- | 13/13 | 4/3 | 17/16 |
| Mark McLaurin | -- | 12/0 | 13/6 | 4/4 | 29/10 |
| Cameron Miller | -- | -- | -- | 1/0 | 1/0 |
| Osirus Mitchell | -- | -- | -- | 2/0 | 2/0 |
| Keith Mixon | -- | -- | 13/1 | 4/4 | 17/5 |
| Harrison Moon | -- | -- | 12/0 | 4/0 | 16/0 |
| C.J. Morgan | -- | -- | -- | 4/0 | 4/0 |
| Alec Murphy | -- | -- | 4/0 | 3/0 | 7/0 |
| Gabe Myles | 13/3 | 10/0 | 13/4 | 2/2 | 37/8 |
| Travis O'Connor | -- | -- | -- | 1/0 | 1/0 |
| Dareaun Parker | -- | -- | -- | 4/0 | 4/0 |
| Allen Perkins | -- | -- | -- | 2/0 | 2/0 |
| Jamal Peters | -- | 12/2 | 12/2 | 4/0 | 28/4 |
| Josiah Phillips | -- | 1/0 | 13/0 | 4/0 | 18/0 |
| Wyatt Powell | -- | -- | -- | 2/0 | 2/0 |
| Martinas Rankin | -- | -- | 13/10 | 4/4 | 17/14 |
| Chris Rayford | -- | 13/0 | 13/3 | 4/1 | 30/4 |
| Chris Redmon | -- | -- | -- | 2/0 | 2/0 |
| Stewart Reese | -- | -- | -- | 4/4 | 4/4 |
| Kody Schexnayder | -- | -- | 4/0 | 1/0 | 5/0 |
| Jeffery Simmons | -- | -- | 12/3 | 4/4 | 16/7 |
| Maurice Smitherman | -- | -- | 10/0 | 4/0 | 14/0 |
| Marquiss Spencer | -- | -- | 12/0 | 4/0 | 16/0 |
| Michael Story | -- | -- | 8/2 | 4/0 | 12/2 |
| Montez Sweat | -- | -- | -- | 4/4 | 4/4 |
| Cory Thomas | -- | 8/0 | 13/4 | 2/2 | 23/6 |
| Dedrick Thomas | -- | -- | 10/0 | 4/0 | 14/0 |
| Jordan Thomas | -- | -- | 12/0 | 4/0 | 16/0 |
| Erroll Thompson | -- | -- | -- | 4/0 | 4/0 |
| Keytaon Thompson | -- | -- | -- | 4/0 | 4/0 |
| Reggie Todd | -- | -- | -- | 4/0 | 4/0 |
| Brad Wall | -- | -- | 7/0 | 0/0 | 7/0 |
| Tim Washington | -- | -- | 12/0 | 4/0 | 16/0 |
| Evans Wilkerson | -- | -- | 12/0 | 4/0 | 16/0 |
| Aeris Williams | -- | 13/0 | 13/3 | 4/4 | 30/7 |
| Darryl Williams | -- | -- | 7/0 | 4/4 | 11/4 |

* - Tolando Cleveland played in 12 games (0 starts) in 2014 and received a medical redshirt in 2016.

BULLDOGS ON NFL ROSTERS (17)

| Name | Pos. | Team | Year |
|------------------------|------|----------|------|
| Denico Autry | DE | Raiders | 4 |
| Johnthan Banks | CB | Texans | 5 |
| Fred Brown # | WR | Colts | R |
| Blaine Clausell # | OL | Panthers | 3 |
| Fletcher Cox ^\$ | DE | Eagles | 6 |
| Dillon Day # | C | Broncos | 3 |
| Kaleb Eulls % | DL | Chargers | 3 |
| Gabe Jackson \$ | OG | Raiders | 4 |
| Chris Jones \$ | DT | Chiefs | 2 |
| Kyle Love | DT | Panthers | 6 |
| Benardrick McKinney \$ | LB | Texans | 3 |
| Pernell McPhee \$ | OLB | Bears | 7 |
| Dak Prescott ^\$ | QB | Cowboys | 2 |
| Fred Ross % | WR | Panthers | R |
| Darius Slay \$ | CB | Lions | 5 |
| Preston Smith \$ | LB | Redskins | 3 |
| K.J. Wright ^\$ | LB | Seahawks | 7 |

^ - indicates Pro Bowl selection

\$ - indicates regular starter

% - indicates injured reserve

- indicates on practice squad



2017 UNIFORM COMBINATIONS

| Opponent | Helmet | Jersey | Pants |
|----------------|--------|--------|-------|
| Charleston So. | Maroon | Maroon | White |
| at LA Tech | Maroon | White | White |
| #11 LSU | Maroon | Maroon | Grey |
| at #11 Georgia | White | White | White |
| at #13 Auburn | | | |
| BYU | | | |
| Kentucky | | | |
| at Texas A&M | | | |
| UMass | | | |
| Alabama | | | |
| at Arkansas | | | |
| Ole Miss | | | |

SEC STANDINGS

SEC West

| Team | Conf. | Overall |
|-------------------|-------|---------|
| Alabama | 1-0 | 4-0 |
| Auburn | 1-0 | 3-1 |
| Texas A&M | 1-0 | 3-1 |
| Mississippi State | 1-1 | 3-1 |
| Ole Miss | 0-0 | 2-1 |
| LSU | 0-1 | 3-1 |
| Arkansas | 0-1 | 1-2 |

SEC East

| Team | Conf. | Overall |
|----------------|-------|---------|
| Florida | 2-0 | 2-1 |
| Georgia | 1-0 | 4-0 |
| Kentucky | 1-1 | 3-1 |
| South Carolina | 1-1 | 3-1 |
| Tennessee | 0-1 | 3-1 |
| Vanderbilt | 0-1 | 3-1 |
| Missouri | 0-2 | 1-3 |

| | | |
|------------------------|----------|---------------------|
| Michael Davis | 10 | 1991-94 |
| Michael Haddix | 10 | 1979-82 |
| 9. Dak Prescott | 9 | 2012-15 |
| Don Smith | 9 | 1983-86 |
| Nick Fitzgerald | 9 | 2015-present |

• Fitzgerald has been responsible for 55 career touchdowns. With his four scores against LSU in Week 3, he surpassed Don Smith for second place and now only trails Dak Prescott.

MSU Career Touchdowns Responsible

| Player | Years | Rush | Pass | TDs |
|----------------------------------|---------|-----------|-------------|-----------|
| 1. Dak Prescott | 2012-15 | 41 | 70 & 3 rec. | 114 |
| 2. Nick Fitzgerald 2015-p | | 24 | 31 | 55 |
| 3. Don Smith | 1983-86 | 21 | 31 | 52 |
| 4. Anthony Dixon | 2006-09 | 46 | 0 | 46 |
| 5. Tyler Russell | 2010-13 | 3 | 42 | 45 |

• At Georgia in Week 4, Fitzgerald saw his streak of consecutive games with a rushing touchdown come to an end at six games. It was one shy of the school record of seven straight games by James Johnson in 1997. Dak Prescott also had a streak of six straight games with a rushing score.

• Fitzgerald owns 57 rushes of 10 or more yards in his career, including a league-leading 45 last season (LSU's Derrius Guice was second with 37). Since the start of the 2016 season, Fitzgerald has produced more 10+ yard rushes (53) than any player in the SEC, including eight this season.

10 or more yard rushes since 2016

1. Nick Fitzgerald, MSU - 53

2. Jalen Hurts, Alabama - 49

3. Nick Chubb, Georgia - 48

4. Derrius Guice, LSU - 45

5. Damarea Crockett, Missouri - 44

• Fitzgerald also owns 5 50+yard runs, 4 60+ yard runs and 3 70+ yard runs in his career.

• Fitzgerald, who led the SEC in total offense last season, ranks ninth in MSU career history of total offensive yards. He has racked up 5,073 and is one of eight in school history to go over 5,000 yards of total offense. He needs 330 yards to tie for seventh place held by Chris Relf (2008-11).

MSU Career Total Offense

| Player | Years | Plays | Rush | Pass | Total |
|----------------------------------|---------|------------|-------------|-------------|-------------|
| 1. Dak Prescott | 2012-15 | 1705 | 2521 | 9376 | 11897 |
| 2. Don Smith | 1983-86 | 1223 | 1868 | 5229 | 7097 |
| 3. John Bond | 1980-83 | 1237 | 2280 | 4621 | 6901 |
| 4. Wayne Madkin | 1998-01 | 1121 | 146 | 6336 | 6482 |
| 5. Tyler Russell | 2010-13 | 815 | 117 | 5441 | 5558 |
| 6. Kevin Fant | 2000-03 | 635 | (-207) | 5631 | 5424 |
| 7. Derrick Taite | 1993-96 | 924 | 173 | 5232 | 5405 |
| 8. Nick Fitzgerald 2015-p | | 670 | 1789 | 3284 | 5073 |

• With his two rushing touchdowns against LSU, Fitzgerald moved into a tie for fifth place in MSU career rushing TDs with 24. Fitzgerald is one of only three QBs in MSU history to rush for 20 TDs and throw for 20 TDs in a career joining Dak Prescott (2012-15) and Don Smith (1983-86).

MSU Career Rushing Touchdowns

| Player | TDs | Years | Att. | Yds. |
|------------------------|-----------|---------------|------------|-------------|
| 1. Anthony Dixon | 42 | 2006-09 | 910 | 3994 |
| 2. Dak Prescott | 41 | 2012-15 | 536 | 2521 |
| 3. Vick Ballard | 29 | 2010-11 | 379 | 2157 |
| 4. Michael Davis | 27 | 1991-94 | 578 | 2721 |
| 5. James Johnson | 24 | 1997-98 | 453 | 2452 |
| John Bond | 24 | 1980-83 | 572 | 2280 |
| Jackie Parker | 24 | 1952-53 | 201 | 663 |
| Nick Fitzgerald | 24 | 2015-p | 259 | 1789 |

• Fitzgerald averages 6.9 yards per rush, which is currently the MSU career record. The previous record was 6.2 yards per carry by Harvey Johnson from 1938-40 (234 rushes for 1,442 yards).

• Fitzgerald tied Don Smith for sixth place in MSU career passing touchdowns with his two tosses against LSU. He heads into the Auburn game with 31 career passing TDs. He has thrown at least two TDs in three games this season.

| Player | TDs | Years | Yds. | Int. |
|------------------------|-----------|---------------|-------------|-----------|
| 1. Dak Prescott | 70 | 2012-15 | 9376 | 23 |
| 2. Tyler Russell | 42 | 2010-13 | 5441 | 23 |
| 3. Derrick Taite | 38 | 1993-96 | 5232 | 25 |
| 4. Wayne Madkin | 34 | 1998-01 | 6336 | 35 |
| 5. Kevin Fant | 33 | 2000-03 | 5631 | 43 |
| 6. Don Smith | 31 | 1983-86 | 5229 | 35 |
| Nick Fitzgerald | 31 | 2015-p | 3201 | 13 |

MULLEN, FITZGERALD EARN NATIONAL HONORS AFTER LSU

Following its largest victory ever over LSU on Sept. 16, head coach **Dan Mullen** was recognized as the Dodd Trophy National Coach of the Week and quarterback **Nick Fitzgerald** earned Maxwell Award National Player of the Week and Davey O'Brien QB of the Week. It's the second straight year that Mullen has won the honor. He was the recipient following the Bulldogs' 35-28 win over No. 4 Texas A&M last season on Nov. 5. Mullen is the only SEC coach to win the honor multiple times since the start of last season. Fitzgerald, who accounted for four touchdowns against the Tigers, became the first MSU player to claim Maxwell Award Player of the Week honors since Dak Prescott did so following a 48-31 win over No. 6 Texas A&M on Oct. 4, 2014.

25 BULLDOGS MAKE DEBUT IN SEASON OPENER

A total of 25 Bulldogs made their career debut in the season-opening victory over Charleston Southern on Sept. 2: S **Johnathan Abram**, **Steven Adegoke**, DT **Tre Brown**, QB **Logan Burnett**, DB **Korey Charles**, K **Jace Christman**, CB **Cameron Dantzler**, K **Tucker Day**, OL **Greg Eiland**, LB **Willie Gay Jr.**, RB **Kylin Hill**, TE **Dontea Jones**, DE **Kobe Jones**, **Cameron Miller**, WR **Osirus Mitchell**, S **C.J. Morgan**, **Travis O'Connor**, OL **Dareuan Parker**, **Allen Perkins**, OL **Stewart Reese**, TE **Christian Roberson**, LB **Montez Sweat**, LB **Erroll Thompson**, QB **Keytaon Thompson**, WR **Reggie Todd**. Four true freshmen saw their first career action, including Gay, Keytaon Thompson, Hill and Day. All four of those true freshmen also played at Louisiana Tech.

SEVEN FIRST-TIME STARTERS

MSU has produced eight first-time starters in the first four games - two on offense and six on defense. Five earned their first starts in the season-opener vs. Charleston Southern, including DE **Fletcher Adams**, LB **Montez Sweat**, LB **Dez Harris**, RT **Stewart Reese** and LG **Darryl Williams**. S **Johnathan Abram** got the starting nod at Louisiana Tech in Week 2. **Braxton Hoyett** started at defensive tackle in place of injured Cory Thomas in the SEC opener against LSU in Week 3.

TEAM CAPTAINS, GRADUATES

MSU players voted for its team captains the week before the season and they include Sr. CB **Tolando Cleveland**, Sr. LB **Dez Harris**, Sr. WR **Donald Gray** and Sr. OT **Martinas Rankin**. Cleveland returns after suffering a torn ACL during 2016 preseason camp. Gray is one of two players on the squad who have already earned their undergraduate degrees, joining snapper **Hunter Bradley**. Gray graduated from MSU in December 2016 with a degree in sociology.

SPREADING THE WEALTH

MSU is known for spreading the wealth among its receivers/backs through the air in **Dan Mullen's** tenure. A total of 11 different players caught a pass in the season-opener, representing the most since 11 did so against Vanderbilt on Nov. 22, 2014. Since **Billy Gonzales** took over as wide receivers coach in 2013, MSU has produced 12 games in which 10 or more players make catches and 32 games in which eight or more players make catches.

NOTING THE OFFENSIVE LINE

- MSU has a combined 50 starts among its offensive line led by **Martinas Rankin** and **Deion Calhoun's** 14.
- Junior **Elgton Jenkins** made his first start at center in the season-opener. Jenkins has now started at every position on the line during his career.
- **Stewart Reese** is the newcomer to the group. Reese redshirted last season before seeing his first career action as a starter at right tackle in the opener. Reese played a dominant game against LSU in Week 3.
- MSU's two-deep on its offensive line is made up of one senior, two juniors, four sophomores and three redshirt freshmen.
- The Bulldogs have allowed only one sack this season (Arden Key, LSU). That is the fewest amount of sacks allowed by any team in the SEC this year and one of only three FBS schools to allow one or fewer this year, joining Minnesota and Iowa State.
- Left guard **Darryl Williams** was named SEC Offensive Lineman of the Week on Sept. 17 following the Bulldogs' dominant win over No. 11 LSU. Williams graded out the highest for MSU (99%) and had three knockdowns in the start. Williams was the first MSU offensive lineman to earn the honor since **Martinas Rankin** on Nov. 7, 2016 following a win over No. 4 Texas A&M.

MULLEN THE SEC KING OF DEVELOPING NFL QB'S

No current SEC head coach has directly coached more current NFL starting quarterbacks than **Dan Mullen**. Three of Mullen's proteges started in Week 1 of the NFL season, including Dallas' Dak Prescott, Kansas City's Alex Smith and Carolina's Cam Newton. Smith dominated the defending Super Bowl champions, becoming the first quarterback with 300-plus yards, four TDs and no

CAREER 100-YARD RECEIVING GAMES

Donald Gray • Sr. • WR (2, 0 in 2017)
207, Samford, 2016
140, Northwestern State, 2015

CAREER 100-YARD RUSHING GAMES

Nick Fitzgerald • Jr. • QB (9, 1 in 2017)
258, at Ole Miss, 2016
195, South Carolina, 2016
182, Texas A&M, 2016
132, Miami (Ohio), St. Petersburg Bowl, 2016
131, Arkansas, 2016
119, Samford, 2016
111, at Louisiana Tech, 2017
110, at UMass, 2016
107, at Kentucky, 2016

Aeris Williams • Jr. • RB (4, 2 in 2017)
191, at Ole Miss, 2016
146, LSU, 2017
140, Texas A&M, 2016
107, at Louisiana Tech, 2017

CAREER 300-YARD PASSING GAMES

Nick Fitzgerald • So. • QB (3, 0 in 2017)
417, Samford, 2016
328, Arkansas, 2016
305, at UMass, 2016

MSU MVPs OF THE GAME

Charleston Southern (Sept. 2)
Offense: WR Gabe Myles
Defense: DE Fletcher Adams
Special Teams: WR Jesse Jackson

at Louisiana Tech (Sept. 9)
Offense: OL Elgton Jenkins/RB Aeris Williams
Defense: DT Jeffery Simmons
Special Teams: P Logan Cooke

#11/12 LSU (Sept. 16)
Offense: The entire offensive line
Defense: S Mark McLaurin
Special Teams: PK Jace Christmann

** MSU coaches select the MVPs of the game every Sunday following victories.*

interceptions against coach Bill Belichick. Prescott, a once three-star recruit, became the first MSU QB to start a game under center in the NFL in 2016 since Joe Reed of the Detroit Lions did so on Dec. 2, 1979. Prescott went on to become NFL Rookie of the Year and became the first Cowboys quarterback to reach the Pro Bowl as a rookie. Mullen coached veteran Alex Smith at Utah and Cam Newton for two seasons at Florida.

Current SEC Head Coaches who directly worked with current NFL QB starters:

Bret Bielema – Russell Wilson (2011, HC at Wisconsin)

Gus Malzahn – Cam Newton (2010, OC/QB at Auburn)

Dan Mullen – Alex Smith (2003-04, QB at Utah)

Cam Newton (2007-08, OC/QB at Florida)

Dak Prescott (2011-15, HC at MSU)

Kevin Sumlin – Case Keenum (2008-2011, HC at Houston)

RANKINGS

ASSOCIATED PRESS

| RK. TEAM | REC. | POINTS |
|-----------------------|------|--------|
| 1. Alabama (52) | 4-0 | 1515 |
| 2. Clemson (8) | 4-0 | 1458 |
| 3. Oklahoma (1) | 4-0 | 1397 |
| 4. Penn State | 4-0 | 1304 |
| 5. USC | 4-0 | 1247 |
| 6. Washington | 4-0 | 1188 |
| 7. Georgia | 4-0 | 1136 |
| 8. Michigan | 4-0 | 1088 |
| 9. TCU | 4-0 | 1028 |
| 10. Wisconsin | 3-0 | 1023 |
| 11. Ohio State | 3-1 | 1016 |
| 12. Virginia Tech | 4-0 | 828 |
| 13. Auburn | 3-1 | 701 |
| 14. Miami | 2-0 | 693 |
| 15. Oklahoma State | 3-1 | 665 |
| 16. Washington State | 4-0 | 551 |
| 17. Louisville | 3-1 | 502 |
| 18. South Florida | 4-0 | 406 |
| 19. San Diego State | 4-0 | 365 |
| 20. Utah | 4-0 | 356 |
| 21. Florida | 2-1 | 342 |
| 22. Notre Dame | 3-1 | 246 |
| 23. West Virginia | 3-1 | 212 |
| 24. Mississippi State | 3-1 | 148 |
| 25. LSU | 3-1 | 92 |

RV: NC State 87, Duke 79, Texas Tech 40, Florida State 35, Memphis 26, Iowa 16, Stanford 8, California 7, Colorado 5, UCF 4, Minnesota 3, Kansas State 3.

USA TODAY COACHES

| RK. TEAM | REC. | POINTS |
|-----------------------|------|--------|
| 1. Alabama (59) | 4-0 | 1570 |
| 2. Clemson (4) | 4-0 | 1499 |
| 3. Oklahoma | 4-0 | 1443 |
| 4. Penn State | 4-0 | 1328 |
| 5. USC | 4-0 | 1306 |
| 6. Washington | 4-0 | 1277 |
| 7. Michigan | 4-0 | 1152 |
| 8. Georgia | 4-0 | 1089 |
| 9. Ohio State | 3-1 | 1066 |
| 10. Wisconsin | 3-0 | 1029 |
| 11. TCU | 4-0 | 985 |
| 12. Virginia Tech | 4-0 | 877 |
| 13. Miami | 2-0 | 727 |
| 14. Oklahoma State | 3-1 | 687 |
| 15. Auburn | 3-1 | 664 |
| 16. Washington State | 4-0 | 574 |
| 17. South Florida | 4-0 | 522 |
| 18. Louisville | 3-1 | 505 |
| 19. Utah | 4-0 | 437 |
| 20. Florida | 2-1 | 345 |
| 21. San Diego State | 4-0 | 315 |
| 22. LSU | 3-1 | 221 |
| 23. West Virginia | 3-1 | 184 |
| 24. Mississippi State | 3-1 | 132 |
| 25. Florida State | 0-2 | 104 |

RV: West Virginia 100; Vanderbilt 92; Colorado 84; Maryland 48; Kansas State 45; Memphis 36; Notre Dame 24; Kentucky 18; California 18; Minnesota 14; Stanford 11.

BULLDOGS WEEK-BY-WEEK

| WK. | AP | COACHES |
|---------------|----|---------|
| Preseason | NR | RV |
| Week 2 (9/4) | RV | RV |
| Week 3 (9/10) | RV | RV |
| Week 4 (9/17) | 17 | 19 |
| Week 5 (9/24) | 24 | 24 |

MISCELLANEOUS STATS

TURNOVER CHART

| Opponent | Forced by MSU | | | | | Forced By Opponent | | | | |
|---------------------|---------------|----------|----------|-----------|----------|--------------------|----------|----------|-----------|--|
| | Fum | Int | Tot | Pts Off | Margin | Fum | Int | Tot | Pts Off | |
| Charleston Southern | 0 | 0 | 0 | 0 | - | 0 | 0 | 0 | 0 | |
| at Louisiana Tech | 1 | 1 | 2 | 20 | +1 | 0 | 1 | 1 | 6 | |
| LSU | 0 | 0 | 0 | 0 | - | 0 | 0 | 0 | 0 | |
| at Georgia | 1 | 0 | 1 | 0 | -1 | 0 | 2 | 2 | 10 | |
| at Auburn | | | | | | | | | | |
| BYU | | | | | | | | | | |
| Kentucky | | | | | | | | | | |
| at Texas A&M | | | | | | | | | | |
| UMass | | | | | | | | | | |
| Alabama | | | | | | | | | | |
| at Arkansas | | | | | | | | | | |
| Ole Miss | | | | | | | | | | |
| TOTALS | 2 | 1 | 3 | 20 | - | 0 | 3 | 3 | 16 | |

REDZONE CHART

| Opponent | MSU | | | | | | Opponents | | | | | |
|---------------------|-----------|-----------|------------|-------------|----------|-------------|-----------|----------|------------|-------------|----------|-------------|
| | Inside 20 | TD | Run/Pass | TD Pct. | FG | Score Pct. | Inside 20 | TD | Run/Pass | TD Pct. | FG | Score Pct. |
| Charleston Southern | 7 | 6 | 3/3 | .857 | 0 | .857 | 0 | 0 | 0/0 | .000 | 0 | .000 |
| at Louisiana Tech | 5 | 3 | 1/2 | .600 | 1 | .800 | 5 | 2 | 1/1 | .400 | 1 | .600 |
| LSU | 6 | 3 | 2/1 | .500 | 2 | .833 | 1 | 1 | 1/0 | 1.000 | 0 | 1.000 |
| at Georgia | 3 | 0 | 0/0 | .000 | 1 | .333 | 1 | 1 | 1/0 | 1.000 | 0 | 1.000 |
| at Auburn | | | | | | | | | | | | |
| BYU | | | | | | | | | | | | |
| Kentucky | | | | | | | | | | | | |
| at Texas A&M | | | | | | | | | | | | |
| UMass | | | | | | | | | | | | |
| Alabama | | | | | | | | | | | | |
| at Arkansas | | | | | | | | | | | | |
| Ole Miss | | | | | | | | | | | | |
| TOTALS | 21 | 12 | 6/6 | .571 | 4 | .762 | 7 | 4 | 3/1 | .571 | 1 | .714 |

REWRITING THE MISSISSIPPI STATE RECORD BOOKS IN THE DAN MULLEN ERA (2009-PRESENT)

110

individual and team single-game, single-season and career
statistical records have been broken in the Dan Mullen era.

Individual Single-Game (16 overall)

Rushing Yards – Nick Fitzgerald; 258 at Ole Miss (2016)
Rushing Yards by a Quarterback - Nick Fitzgerald; 258 at Ole Miss (2016)
Yards Per Rush - Nick Fitzgerald; 18.4 at Ole Miss (2016) - 2nd SEC history
Total Offense - Dak Prescott; 554 at Arkansas (2015)
Total Plays - Dak Prescott; 70 at Alabama (2014)
Touchdowns Responsible For - Dak Prescott; 7 at Arkansas (2015) & Nick Fitzgerald; 7 vs. Samford (2016)
Completions - Dak Prescott; 38 at Arkansas (2015)
Completion Percentage - Dak Prescott; .769 vs. Texas A&M (2014)
Passing Yards - Dak Prescott; 508 at Arkansas (2015)
Passing Touchdowns - Dak Prescott; 5 at Arkansas (2015) & Nick Fitzgerald; 5 vs. Samford (2016)
Consecutive Attempts Without an INT - Dak Prescott; 52 vs. LSU (2015)
Receiving Yards - Jameon Lewis; 220 vs. Rice (2013)
Receiving Touchdowns - Chad Bumphis; 3 vs. Troy (2012) & Donald Gray; 3 vs. Samford (2016)
Interceptions - Richie Brown; 3 vs. Texas A&M (2014)
Interception Return Yards - Johnthan Banks; 120 vs. Florida (2009)
Interception Touchdowns - Johnthan Banks; 2 vs. Florida (2009)

Team Single-Game (8 overall)

Yards Per Rush - 9.7 at Ole Miss (2016)
Passing Attempts - 54 vs. LSU (2015)
Passing Completions - 34 vs. LSU (2015)
Completion Percentage - .800 vs. Memphis (2010)
Passing Yards - 508 at Arkansas (2015)
Touchdown Passes - 5 at Arkansas (2015); vs. Georgia Tech (2014); vs. Samford (2016)
Total Plays - 100 vs. Arkansas (2010)
Total Offense - 669 vs. Samford (2016)
Yards Per Play Allowed - 0.7 vs. Charleston Southern (2017)

Individual Single-Season (36 overall)

Rushing Yards – Anthony Dixon; 1,391 (2009)
Yards Per Rush - Nick Fitzgerald; 7.1 (2016)
Rushing Yards by a Quarterback – Nick Fitzgerald; 1,375 (2016)
Rushing Yards Per Game – Anthony Dixon; 126.5 (2009)
100-Yard Rushing Games – Anthony Dixon; 8 (2009) & Nick Fitzgerald; 8 (2016)
100-Yard Rushing Games by a Quarterback - Nick Fitzgerald; 8 (2016)
Rushing Touchdowns – Vick Ballard; 19 (2010)
Total Offense – Dak Prescott; 4,435 (2014)
Total Offense Yards Per Game – Dak Prescott; 341.2 (2014)
Touchdowns Responsible For – Dak Prescott; 41 (2014)
Passing Attempts – Dak Prescott; 477 (2015)
Passing Completions – Dak Prescott; 316 (2015)
Completion Percentage – Dak Prescott; .662 (2015)
Passing Yards – Dak Prescott; 3,793 (2015)
Passing Yards Per Game – Dak Prescott; 291.8 (2015)
200-Yard Passing Games – Dak Prescott; 12 (2014, 2015)
300-Yard Passing Games - Dak Prescott; 7 (2015)
Passing Touchdowns – Dak Prescott; 29 (2015)
Passing Efficiency – Dak Prescott; 151.7 (2014)
Consecutive Attempts Without an INT – Dak Prescott; 239 (2015)
Consecutive Games with a Touchdown Pass - Dak Prescott; 13 (2014)
Receiving Touchdowns – Chad Bumphis; 12 (2012)
Receptions - Fred Ross; 88 (2015)
100-Yard Receiving Games - Fred Ross; 5 (2015)
Points Scored – Vick Ballard; 120 (2010)
Touchdowns Scored – Vick Ballard; 20 (2010)
PAT Kicks Attempted – Evan Sobiesk; 59 (2014)
PAT Kicks Made – Evan Sobiesk; 56 (2014)
Most Kickoff Returns – Leon Berry; 38 (2009)
Kickoff Return Yardage – Leon Berry; 1,015 (2009)

Kickoff Return Touchdowns – Jameon Lewis; 1 (2012) & Brandon Holloway (2015)
Yards Per Kickoff Return – Leon Berry; 26.8 (2010)
Interceptions – Corey Broomfield; 6 (2009)
Return Yards Per Interception – Johnthan Banks; 36.2 (2009)
Interceptions Return Yards – Johnthan Banks; 145 (2009)
Interceptions Returned for a Touchdowns – Johnthan Banks & Corey Broomfield; 2 (2009)

Team Single-Season (18 overall)

Total Offensive Yards – 6,679 (2014)
Total Plays – 1,001 (2014)
Yards Per Play - 6.7 (2014)
Per Game Offense – 513.8 (2014)
Points Scored – 480 (2014)
Points Per Game - 36.9 (2014)
Most Offensive Touchdowns – 60 (2014)
Total First Downs – 334 (2014)
Yards Per Rush - 5.6 (2016)
Passing Yardage – 4,113 (2015)
Passing Yards Per Game – 316.4 (2015)
Completion Percentage – .662 (2015)
Completions – 331 (2015)
Passing Touchdowns – 31 (2014)
Blocked Kicks – 4 (2014, 2015)
Most PAT Kicks Made – 60 (2014)
100-Yard Receiving Games - 8 (2015)
Tackles For Loss - 98 (2015)

Individual Career (31)

Rushing Attempts – Anthony Dixon; 910 (2nd in SEC history)
Rushing Yards – Anthony Dixon; 3,994 (8th in SEC history)
Rushing Yards by a Quarterback - Dak Prescott; 2,521 (3rd in SEC history)
100-Yard Rushing Games – Anthony Dixon; 17
100-Yard Rushing Games by a Quarterback - Dak Prescott; 9; Nick Fitzgerald, 9
Rushing Touchdowns – Anthony Dixon; 42 (7th in SEC history)
All-Purpose Yards – Anthony Dixon; 4,443
Total Plays – Dak Prescott; 1,709 (4th in SEC history)
Total Offense - Dak Prescott; 11,897 (3rd in SEC history)
Touchdowns Responsible - Dak Prescott; 114 (4th in SEC history)
Passing Attempts - Dak Prescott; 1,169 (19th in SEC history)
Completions - Dak Prescott; 734 (12th in SEC history)
Completion Percentage – Dak Prescott; .628 (12th in SEC history)
Consecutive Attempts Without an INT - Dak Prescott; 288 (3rd in SEC history)
Passing Touchdowns – Dak Prescott; 70 (16th in SEC history)
Passing Yards - Dak Prescott; 9,376 (11th in SEC history)
200-Yard Passing Games - Dak Prescott; 29
300-Yard Passing Games - Dak Prescott; 9
400-Yard Passing Games - Dak Prescott; 2
Passing Efficiency – Dak Prescott; 146.1 (12th in SEC history)
Interception Percentage – Dak Prescott; .0196 (4th in SEC history)
Receptions - Fred Ross; 199 (9th in SEC history)
Receiving Yards – Fred Ross; 2,528
Receiving Touchdowns – Chad Bumphis; 24 (15th in SEC history)
100-Yard Receiving Games - Fred Ross; 10
Consecutive Games with a Reception - Fred Ross; 35
Points – Anthony Dixon; 276
Touchdowns Scored – Anthony Dixon; 46 (6th in SEC history)
Yards Per Kickoff Return – Leon Berry; 26.7 (6th in SEC history)
Kickoff Return Yards Per Game – Leon Berry; 84.6
Kickoff Return Touchdowns – Leon Berry; 2

BOLD - denotes current player



GAME 5 DEPTH CHART

OFFENSE

| | | Ht. | Wt. | Cl.-Exp. | Notable |
|---------------|---------------------------|------|-----|----------|---------------------------------------------------------------------------------------------------------------|
| WR (X) | 6 Donald Gray | 5-10 | 200 | Sr.-2L | 8 career TD catches and 1,203 yds ... Averages 16.3 yds per catch ... Team leader in catches in '17 (12) |
| | 17 Jamal Couch | 6-4 | 227 | So.-1L | Lengthy WR who has played in 15 career games ... Caught first career TD pass in opener (11 yds) |
| WR (H) | 23 Keith Mixon | 5-8 | 187 | So.-1L | Nickname "Pocket Rocket" ... Best game of career vs. LSU: 6 catches, 97 yds, key 45 yd TD |
| | 18 Dedrick Thomas | 5-9 | 187 | So.-1L | Caught at least one TD pass in 2 of first 4 games ... 13 career catches and 3 career TDs ... 20 yd TD vs. LSU |
| WR (Z) | 5 Gabe Myles | 6-0 | 195 | Sr.-3L | 5th-year Sr. who has 5 career TDs - 4 rec, 1 rush ... Missed LSU, UGA games (foot) ... Caught TD first 2 gms |
| | 86 Jesse Jackson | 6-2 | 210 | Jr.-2L | 29 games played with no starts ... 2 catches for 15 yds last week at UGA ... 2017: 5 rec., 52 yds, 0 TD |
| LT | 55 Martin Rankin | 6-5 | 315 | Sr.-1L | Preseason Second-Team All-SEC ... Played in 17 games, 14 starts ... 1x SEC Off. Lineman of Week |
| | 58 Greg Eiland | 6-8 | 330 | RFr.-RS | Played significant action in the second half of the first two contests ... Played in 4Q at UGA |
| LG | 73 Darryl Williams | 6-2 | 305 | So.-SQ | Played in 11 career games with 4 starts ... SEC Offensive Lineman of Week vs. LSU (99% grade, 3 KDs) |
| | 56 Dareuan Parker | 6-4 | 320 | RFr.-RS | Made collegiate debut vs. Charleston Southern ... Played fourth quarter at Georgia |
| C | 74 Elgton Jenkins | 6-4 | 313 | Jr.-2L | Owens starts at C (4), LT (5), LG (2), RT (1) ... 27 games played ... Graded out highest, 2 KDs at LA Tech |
| | 75 Harrison Moon | 6-5 | 290 | So.-1L | Played in 16 games and saw significant action vs. CSU ... 2x SEC Honor Roll ... Played 4Q at UGA |
| RG | 61 Deion Calhoun | 6-3 | 315 | Jr.-2L | Second straight year as starter at RG ... 14 career starts, 27 games played |
| | 67 Michael Story | 6-4 | 305 | So.-1L | Played in 12 games with two starts ... Moved to LG at LA Tech, playing most of the second half |
| RT | 51 Stewart Reese | 6-5 | 333 | RFr.-RS | Dominant performance vs. LSU with 2 KDs ... First-year starter after redshirting last season |
| | 79 Evans Wilkerson | 6-5 | 315 | So.-SQ | Walk-on offensive lineman who enters third season ... Plays mostly on FG/PAT units |
| TE | 82 Farrod Green | 6-3 | 236 | So.-1L | MSU's receiving yards leader in Game 1 with 2 catches for 68 yds, including career-long 62 |
| | 81 Justin Johnson | 6-3 | 247 | Jr.-2L | Enters third year on the field ... Played in 28 games with 2 starts ... 11 career catches, 1 TD |
| -or- | 83 Jordan Thomas | 6-5 | 280 | Sr.-1L | Physically impressive 2nd-year player ... 2017: 6 catches for 56 yds, 1 TD (17-yr TD catch at LA Tech) |
| RB | 22 Aeris Williams | 6-1 | 217 | Jr.-2L | Nickname "A-Train" ... 4 career 100 yd rush games, twice this season (LATech, LSU) ... 146 rush yds vs. LSU |
| | 28 Dontavian Lee | 6-1 | 235 | Jr.-2L | Played in 27 games with no starts ... 2017: 8 carries, 35 yds, 1 TD ... Nickname "D-Lee" |
| QB | 7 Nick Fitzgerald | 6-5 | 230 | Jr.-2L | Maxwell National Player of Week vs. LSU ... Career: 5,073 yds total offense, 55 TDs, 9 100-yd rush gms |
| | 10 Keytaon Thompson | 6-4 | 222 | Fr.-HS | 2016 La. Gatorade POY ... 3x state champ ... Made debut vs. CSU, 4-7, 35 yds and first career TD pass (11) |

DEFENSE

| | | Ht. | Wt. | Cl.-Exp. | Notable |
|-------------|----------------------------|------|-----|----------|----------------------------------------------------------------------------------------------------------------------|
| DE | 43 Fletcher Adams | 6-2 | 270 | So.-1L | Recorded two safeties in first career start vs. CSU ... 2017: 8 tackles, 1.5 TFL, 1 FF |
| | 52 Kobe Jones | 6-4 | 275 | RFr.-RS | Led all SEC freshmen with 2.5 TFL in Week 1 ... Made his debut and had six tackles, 1 FF Week 1 |
| NG | 94 Jeffery Simmons | 6-4 | 301 | So.-1L | Career-best 1.5 sacks vs. LSU ... 2x SEC Defensive Lineman of Week (vs. LT, LSU) ... SEC Honor Roll |
| | 95 Braxton Hoyett | 6-3 | 304 | Jr.-1L | Back-to-back starts at DT ... 2017: 3 tackles, 1 TFL ... Missed season-opener (injured) |
| DT | 34 Cory Thomas | 6-5 | 303 | Jr.-2L | 23 games played and 6 career starts ... 31 career tackles, 5.5 TFL ... DNP vs. LSU, UGA (foot) |
| -or- | 95 Braxton Hoyett | 6-3 | 304 | Jr.-1L | Back-to-back starts at DT ... 2017: 3 tackles, 1 TFL ... Missed season-opener (injured) |
| -or- | 96 Tre Brown | 6-4 | 305 | Jr.-RS | 3 tackles and second career TFL at UGA last week ... 2017: 11 tackles, 2.5 TFL |
| -or- | 90 Grant Harris | 6-3 | 285 | Jr.-SQ | Played in 15 career games with no starts ... 10 career tackles, 2 tackles at UGA ... SEC Honor Roll |
| OLB | 9 Montez Sweat | 6-6 | 240 | Jr.-JC | 2017: 10 tackles, 1.5 TFL ... 0.5 TFL last week at UGA ... Played freshman season at Michigan State |
| | 42 Marquiss Spencer | 6-4 | 275 | So.-1L | 2017: 7 tackles, 1.5 TFL, 0.5 sacks ... 2 tackles, 1 TFL at UGA ... Back-to-back games with TFL |
| MLB | 11 Dez Harris | 6-4 | 243 | Sr.-3L | Vocal leader of the D ... Overcome three torn ACLs ... Team leader in tackles (29) ... Career-high 12 tackles at UGA |
| | 40 Erroll Thompson | 6-1 | 250 | RFr.-RS | Coming off career-high 6 tackle game at UGA ... 12 tackles on the year |
| MOLB | 10 Leo Lewis | 6-2 | 235 | So.-1L | 2016 FWAA Freshman All-American, Athlon SEC Def. Freshman of Year ... 8 tackles, 1 forced fum vs. LSU |
| | 6 Willie Gay Jr. | 6-2 | 230 | Fr.-HS | 2017 U.S. Army All-American from Starkville ... 4 tackles at UGA ... 7 tackles, 1 TFL on the year |
| OLB | 4 Gerri Green | 6-4 | 250 | Jr.-2L | 108 career tackles, 5.0 TFL ... 2017 SEC FB Leadership Council ... Had 7 tackles, 2 TFL, 2 FF at Tech |
| | 3 Traver Jung | 6-4 | 226 | Sr.-1L | Played in 16 career games with 2 starts ... DNP at UGA ... Wears No. 3 to honor his late grandmother |
| CB | 25 Lashard Durr | 5-11 | 195 | Sr.-1L | Started 3 of first 4 games including at UGA ... 30 career tackles, 0 INT ... Started 10 career games |
| | 2 Jamal Peters | 6-2 | 218 | Jr.-2L | His 2nd year at CB after playing S ... 28 games played with 4 starts ... 3 tackles, fum recov at UGA |
| S | 41 Mark McLaurin | 6-2 | 215 | Jr.-2L | Second on team in tackles (25) ... 1 INT this year ... Played in 29 games with 10 starts ... 6 tackles at UGA |
| | 12 J.T. Gray | 6-0 | 202 | Sr.-3L | MSU's current leader in career TFL (12.5) ... Had 6 tackles last game at UGA ... 2017: 21 tackles, 1 TFL |
| S | 1 Brandon Bryant | 6-0 | 215 | Jr.-2L | 5 tackles vs. LSU ... 30 career games played and 21 starts ... 133 career tackles, 4 INT ... Timed at 4.24 in 40 |
| | 38 Johnathan Abram | 6-0 | 210 | Jr.-JC | No. 1 JUCO safety last year at Jones County, UGA transfer ... 6 tackles, 0.5 TFL in return at UGA last week |
| | 29 C.J. Morgan | 6-0 | 202 | RFr.-RS | 5 tackles, 1 TFL on the year ... Former 4-start recruit out of Parkway HS in Bossier, La. |
| CB | 7 Tolando Cleveland | 6-0 | 194 | Sr.-3L | Returned from torn ACL in left knee in Aug. 2016 ... 13 career starts ... Season-high 4 tackles at UGA |
| | 24 Chris Rayford | 6-0 | 202 | Jr.-2L | Played in 30 games with 4 career starts ... 29 career tackles ... Seeking first INT ... Started vs. LSU |

SPECIAL TEAMS

| | | Ht. | Wt. | Cl.-Exp. | Notable |
|-----------|---------------------------|------|-----|----------|-------------------------------------------------------------------------------------------------------------|
| PK | 47 Jace Christmann | 6-0 | 195 | RFr.-RS | Walk-on who Drilled first FGs of career vs. LSU (30,45,27) ... Season: 4-4 FGs, 8-8 PATs, long of 45 |
| | 42 Tucker Day | 6-0 | 206 | Fr.-HS | '17 U.S. Army All-American who enrolled in summer ... 2-of-4 FGs so far, making 40 and 36 ... 8-10 PATs |
| KO | 43 Logan Cooke | 6-5 | 230 | Sr.-3L | 2017: 64.7avg, 18 TBs ... Career: 62.3 avg, 49 TBs ... 4th straight year as KO specialist |
| P | 43 Logan Cooke | 6-5 | 230 | Sr.-3L | 5th in SEC punting avg (45.5) ... Averaged 45.0 with long of 67 at UGA ... Career long of 68 last yr vs. SC |
| | 27 Kody Schexnayder | 5-10 | 203 | So.-1L | Preferred walk-on thrust into action last year after Cooke injury ... Averages 36.5 with long of 52 vs. A&M |
| KR | 6 Donald Gray | 5-10 | 200 | Sr.-2L | 6 career returns for 168 yards and 0 TD ... Career long 52 yd return in season-opener |
| | 23 Keith Mixon | 5-8 | 187 | So.-1L | 14 returns for 319 yards and 0 TD last season ... Averages 22.8 yards per return |
| PR | 6 Donald Gray | 5-10 | 200 | Sr.-2L | 2 returns for 45 yds, including career-long 39 last week vs. LSU |
| | 5 Gabe Myles | 6-0 | 195 | Sr.-3L | Returned the first punts of his career in opener ... This season, 5 returns for 18 yards |
| LS | 53 Hunter Bradley | 6-3 | 240 | Sr.-2L | Third straight year as primary snapper ... Played in 32 career games with all successful snaps |
| H | 43 Logan Cooke | 6-5 | 230 | Sr.-3L | Fourth straight year as the holder |

BOLD - denotes primary starter last year - denotes MSU graduate

CAREER STARTS BY POSITION

OFFENSE

| | | | |
|-----------|----------------------------------------------------------------|-----------|----------------------------------------------------------------------------------------------|
| LT | Martinas Rankin - 14 Elgton Jenkins - 5 | TE | Farrod Green - 12 Justin Johnson - 2 |
| LG | Darryl Williams - 4 Michael Story - 2 Elgton Jenkins - 2 | WR | Donald Gray - 17 Malik Dear - 9 Gabe Myles - 9 Keith Mixon - 5 Jesse Jackson - 3 |
| C | Elgton Jenkins - 4 | RB | Aeris Williams - 7 |
| RG | Deion Calhoun - 14 | QB | Nick Fitzgerald - 17 |
| RT | Stewart Reese - 4 Elgton Jenkins - 1 | | |

DEFENSE

| | | | |
|-----------|-------------------------------------------------------------------------------------------------------------|-----------|-------------------------------------------------------------------------------------------------------|
| DE | Fletcher Adams - 2 Montez Sweat - 1 | S | Brandon Bryant - 21 Mark McLaurin - 10 Jamal Peters - 2 J.T. Gray - 2 Johnathan Abram - 2 |
| DT | Cory Thomas - 6 Jeffery Simmons - 7 Tre Brown - 1 Braxton Hoyett - 1 | CB | Tolando Cleveland - 14 Lashard Durr - 9 Chris Rayford - 4 Jamal Peters - 2 |
| LB | Leo Lewis - 15 J.T. Gray - 9 Gerri Green - 4 Dez Harris - 4 Traver Jung - 2 Montez Sweat - 3 | | |

OFFENSIVE GAME-BY-GAME STARTERS

| Game | WR (X) | WR (H) | WR (Z) | LT | LG | C | RG | RT | TE | RB | QB |
|----------------|--------|--------|---------|--------|----------|---------|---------|-------|-------|----------|------------|
| Charleston So. | Gray | Mixon | Myles | Rankin | Williams | Jenkins | Calhoun | Reese | Green | Williams | Fitzgerald |
| at LA Tech | Gray | Mixon | Myles | Rankin | Williams | Jenkins | Calhoun | Reese | Green | Williams | Fitzgerald |
| LSU | Gray | Mixon | Jackson | Rankin | Williams | Jenkins | Calhoun | Reese | Green | Williams | Fitzgerald |
| at Georgia | Gray | Mixon | Jackson | Rankin | Williams | Jenkins | Calhoun | Reese | Green | Williams | Fitzgerald |
| at Auburn | | | | | | | | | | | |
| BYU | | | | | | | | | | | |
| Kentucky | | | | | | | | | | | |
| at Texas A&M | | | | | | | | | | | |
| UMass | | | | | | | | | | | |
| Alabama | | | | | | | | | | | |
| at Arkansas | | | | | | | | | | | |
| Ole Miss | | | | | | | | | | | |

DEFENSIVE GAME-BY-GAME STARTERS

| Game | DE | NG | DT | OLB | MLB | MOLB | OLB | CB | S | S | CB |
|----------------|----------|---------|--------|-------|--------|----------|-----------|---------|----------|--------|-----------|
| Charleston So. | Adams | Simmons | Thomas | Sweat | Harris | Lewis | Green | Durr | McLaurin | Bryant | Cleveland |
| at LA Tech | Sweat | Simmons | Thomas | Green | Harris | Gray (S) | Abram (S) | Durr | McLaurin | Bryant | Cleveland |
| LSU | Gray (S) | Simmons | Brown | Sweat | Harris | Lewis | Green | Rayford | McLaurin | Bryant | Cleveland |
| at Georgia | Adams | Simmons | Hoyett | Green | Harris | Lewis | Sweat | Durr | McLaurin | Abram | Cleveland |
| at Auburn | | | | | | | | | | | |
| BYU | | | | | | | | | | | |
| Kentucky | | | | | | | | | | | |
| at Texas A&M | | | | | | | | | | | |
| UMass | | | | | | | | | | | |
| Alabama | | | | | | | | | | | |
| at Arkansas | | | | | | | | | | | |
| Ole Miss | | | | | | | | | | | |

PLAYER CAREER HIGHS

RUSHING

| Player | Carries | Opponent | Yards | Opponent | TDs | Opponent | Long | Opponent |
|------------------|---------|---------------------|-------|---------------------|------|------------------------|------|---------------------|
| Malik Dear | 5 | Kentucky, '16 | 77 | Kentucky, '16 | 1 | Twice, Last at UK, '16 | 52 | Texas A&M, '15 |
| Nick Fitzgerald | 20 | Texas A&M, '16 | 258 | Ole Miss, '16 | 4 | Arkansas, '16 | 74 | Twice |
| Nick Gibson | 6 | Charleston So., '17 | 52 | Georgia, '17 | None | | 15 | Louisiana Tech, '17 |
| Kylin Hill | 10 | Louisiana Tech, '17 | 62 | Twice | 1 | Louisiana Tech, '17 | 19 | Charleston So., '17 |
| Dontavian Lee | 5 | Troy, '15 | 44 | Troy, '15 | 1 | Charleston So., '17 | 23 | Troy, '15 |
| Keith Mixon | 5 | Samford, '16 | 38 | Samford, '16 | None | | 15 | Samford, '16 |
| Alec Murphy | 2 | Charleston So., '17 | 9 | Charleston So., '17 | None | | 6 | Charleston So., '17 |
| Dedrick Thomas | 1 | Twice | 7 | Louisiana Tech, '17 | None | | 7 | Louisiana Tech, '17 |
| Keytaon Thompson | 6 | Charleston So., '17 | 36 | Charleston So., '17 | None | | 16 | Charleston So., '17 |
| Aeris Williams | 25 | Ole Miss, '16 | 191 | Ole Miss, '16 | 2 | Ole Miss, '16 | 36 | Ole Miss, '16 |

PASSING

| Player | Attempts | Opponent | Completions | Opponent | Yards | Opponent | TDs | Opponent |
|------------------|----------|---------------------|-------------|---------------------|-------|---------------------|-----|---------------------|
| Nick Fitzgerald | 39 | UMass, '16 | 26 | UMass, '16 | 417 | Samford, '16 | 5 | Samford, '16 |
| Keytaon Thompson | 7 | Charleston So., '17 | 4 | Charleston So., '17 | 35 | Charleston So., '17 | 1 | Charleston So., '17 |

RECEIVING

| Player | Receptions | Opponent | Yards | Opponent | TDs | Opponent | Long | Opponent |
|-----------------|------------|---------------------|-------|---------------------|------|---------------------|------|-------------------------|
| Jamal Couch | 2 | Twice | 38 | Arkansas, '16 | 1 | Charleston So., '17 | 26 | Auburn, '16 |
| Malik Dear | 6 | LA Tech, '15 | 70 | LA Tech, '15 | 2 | Ole Miss, '15 | 27 | LA Tech, '15 |
| Nick Gibson | 1 | Charleston So., '17 | 4 | Charleston So., '17 | None | | 4 | Charleston So., '17 |
| Donald Gray | 8 | UMass, '16 | 207 | Samford, '16 | 3 | Samford, '16 | 74 | Samford, '16 |
| Farrod Green | 3 | Twice | 68 | Charleston So., '17 | 1 | UMass, '16 | 62 | Charleston So., '17 |
| Jesse Jackson | 1 | Four Times | 15 | Charleston So., '17 | None | | 15 | Charleston So., '17 |
| Justin Johnson | 2 | Twice | 22 | South Alabama, '16 | 1 | Southern Miss, '15 | 18 | South Alabama, '16 |
| Dontavian Lee | 1 | Three Times | 11 | LA Tech, '15 | None | | 11 | LA Tech, '15 |
| Keith Mixon | 6 | LSU, '17 | 97 | LSU, '17 | 1 | Three Times | 45 | LSU, '17 |
| Osirus Mitchell | 1 | Charleston So., '17 | 9 | Charleston So., '17 | None | | 9 | Charleston So., '17 |
| Gabe Myles | 5 | UT Martin, '14 | 69 | Arkansas, '15 | 1 | Three Times | 49 | Northwestern State, '15 |
| Jordan Thomas | 2 | Four Times | 25 | Louisiana Tech, '17 | 1 | Twice | 17 | Louisiana Tech, '17 |
| Dedrick Thomas | 3 | Louisiana Tech, '17 | 34 | Charleston So., '17 | 1 | Twice | 24 | Charleston So., '17 |
| Reggie Todd | 3 | Charleston So., '17 | 24 | Charleston So., '17 | None | | 11 | Charleston So., '17 |
| Aeris Williams | 2 | Twice | 28 | Louisiana Tech, '17 | None | | 28 | Louisiana Tech, '17 |

PUNTING

| Player | No. | Opponent | Yards | Opponent | Inside 20 | Opponent | Avg. (Min. 3) | Opponent | Long | Opponent |
|------------------|-----|--------------|-------|--------------|-----------|--------------|---------------|---------------------|------|---------------------|
| Logan Cooke | 7 | LSU, '16 | 271 | LSU, '16 | 5 | LSU, '16 | 49.5 | South Carolina, '16 | 68 | South Carolina, '16 |
| Kody Schexnayder | 7 | Alabama, '16 | 210 | Alabama, '16 | 2 | Alabama, '16 | 41.0 | Texas A&M, '16 | 52 | Texas A&M, '16 |

KICKING

| Player | PAT | Opponent | FGs | Opponent | Long | Opponent | Points | Opponent |
|-----------------|-----|---------------------|-----|----------|------|---------------------|--------|---------------------|
| Tucker Day | 5 | Charleston So., '17 | 1 | Twice | 40 | Charleston So., '17 | 8 | Charleston So., '17 |
| Jace Christmann | 4 | LSU, '17 | 3 | LSU, '17 | 45 | LSU, '17 | 13 | LSU, '17 |

TACKLES

| Player | Tackles | Opponent |
|--------------------|---------|---------------------|
| Johnathan Abram | 7 | Louisiana Tech, '17 |
| Fletcher Adams | 5 | Samford, '16 |
| Stephen Adegoke | 3 | Louisiana Tech, '17 |
| Hunter Bradley | 1 | Twice |
| Tre Brown | 4 | Louisiana Tech, '17 |
| Brandon Bryant | 10 | Ole Miss, '15 |
| Korey Charles | 1 | Twice |
| Tolando Cleveland | 7 | Twice |
| Cameron Dantzler | 3 | Twice |
| Lashard Durr | 5 | Samford, '16 |
| Willie Gay Jr. | 4 | Georgia, '17 |
| J.T. Gray | 10 | LA Tech, '15 |
| Gerri Green | 11 | Troy, '15 |
| Dez Harris | 12 | Georgia, '17 |
| Grant Harris | 2 | Four Times |
| Braxton Hoyett | 3 | Twice |
| Kendell Jones | 2 | Charleston So., '17 |
| Kobe Jones | 5 | Charleston So., '17 |
| Traver Jung | 5 | Ole Miss, '16 |
| Leo Lewis | 12 | BYU, '16 |
| Mark McLaurin | 10 | Twice |
| C.J. Morgan | 3 | Louisiana Tech, '17 |
| Jamal Peters | 5 | Missouri, '15 |
| Josiah Phillips | 1 | Four Times |
| Chris Rayford | 7 | Samford, '16 |
| Jeffery Simmons | 7 | LSU, '17 |
| Maurice Smitherman | 1 | Four Times |
| Marquiss Spencer | 5 | BYU, '16 |
| Montez Sweat | 3 | Twice |
| Cory Thomas | 4 | Twice |
| Erroll Thompson | 6 | Georgia, '17 |
| Tim Washington | 3 | Louisiana Tech, '17 |

TACKLES FOR LOSS

| Player | TFL | Opponent |
|-------------------|-----|-------------------------|
| Johnathan Abram | 0.5 | Twice |
| Fletcher Adams | 1.5 | Charleston So., '17 |
| Tre Brown | 1.0 | Twice |
| Brandon Bryant | 1.0 | Twice |
| Tolando Cleveland | 1.5 | Twice |
| Cameron Dantzler | 1.0 | Charleston So., '17 |
| Lashard Durr | 0.5 | LSU, '16 |
| Willie Gay Jr. | 1.0 | Charleston So., '17 |
| J.T. Gray | 2.0 | Arkansas, '16 |
| Gerri Green | 2.0 | Louisiana Tech, '17 |
| Dez Harris | 1.5 | Twice |
| Braxton Hoyett | 1.0 | Three Times |
| Kendell Jones | 1.0 | Charleston So., '17 |
| Kobe Jones | 2.5 | Charleston So., '17 |
| Traver Jung | 2.0 | Texas A&M, '16 |
| Leo Lewis | 2.0 | South Alabama, '16 |
| Mark McLaurin | 1.0 | Twice |
| Jamal Peters | 1.5 | Northwestern State, '15 |
| Jeffery Simmons | 1.5 | Twice |
| Marquiss Spencer | 1.0 | Four Times |
| Montez Sweat | 1.0 | Louisiana Tech, '17 |
| Cory Thomas | 1.0 | Five Times |

SACKS

| Player | Sacks | Opponent |
|-------------------|-------|-------------------------|
| Johnathan Abram | 0.5 | Louisiana Tech, '17 |
| Brandon Bryant | 1.0 | Troy, '15 |
| Tolando Cleveland | 1.0 | Troy, '15 |
| J.T. Gray | 1.0 | Twice |
| Gerri Green | 2.0 | Louisiana Tech, '17 |
| Dez Harris | 1.0 | Louisiana Tech, '17 |
| Traver Jung | 1.0 | BYU, '16 |
| Leo Lewis | 1.0 | Ole Miss, '16 |
| Mark McLaurin | 1.0 | Texas A&M, '16 |
| Jamal Peters | 1.0 | Northwestern State, '15 |
| Jeffery Simmons | 1.5 | LSU, '17 |
| Marquiss Spencer | 1.0 | Auburn, '16 |

INTERCEPTIONS

| Player | INT | Opponent |
|--------------------|-----|---------------|
| Brandon Bryant | 1 | Four Times |
| Tolando Cleveland | 1 | Twice |
| Gerri Green | 1 | Twice |
| Mark McLaurin | 1 | Three Times |
| Jamal Peters | 1 | Twice |
| Maurice Smitherman | 1 | Samford, '16 |
| Cory Thomas | 1 | Kentucky, '15 |

PLAYER 2017 SEASON HIGHS

RUSHING

| Player | Carries | Opponent | Yards | Opponent | TDs | Opponent | Long | Opponent |
|------------------|---------|---------------------|-------|---------------------|------|---------------------|------|---------------------|
| Bennie Braswell | 1 | Charleston So., '17 | 4 | Charleston So., '17 | None | | 4 | Charleston So., '17 |
| Nick Fitzgerald | 14 | LSU, '17 | 111 | Louisiana Tech, '17 | 2 | Twice | 44 | Louisiana Tech, '17 |
| Nick Gibson | 6 | Charleston So., '17 | 52 | Georgia, '17 | None | | 14 | LSU, '17 |
| Kylin Hill | 10 | Louisiana Tech, '17 | 62 | Twice | 1 | Louisiana Tech, '17 | 19 | Charleston So., '17 |
| Dontavian Lee | 2 | Twice | 15 | Louisiana Tech, '17 | 1 | Charleston So., '17 | 9 | Louisiana Tech, '17 |
| Alec Murphy | 2 | Charleston So., '17 | 9 | Charleston So., '17 | None | | 6 | Charleston So., '17 |
| Dedrick Thomas | 1 | Twice | 7 | Louisiana Tech, '17 | None | | 7 | Louisiana Tech, '17 |
| Keytaon Thompson | 6 | Charleston So., '17 | 36 | Charleston So., '17 | None | | 16 | Charleston So., '17 |
| Aeris Williams | 23 | LSU, '17 | 146 | LSU, '17 | 1 | Charleston So., '17 | 59 | Louisiana Tech, '17 |

PASSING

| Player | Attempts | Opponent | Completions | Opponent | Yards | Opponent | TDs | Opponent |
|------------------|----------|---------------------|-------------|---------------------|-------|---------------------|-----|---------------------|
| Nick Fitzgerald | 29 | Charleston So., '17 | 16 | Charleston So., '17 | 239 | Charleston So., '17 | 3 | Louisiana Tech, '17 |
| Keytaon Thompson | 7 | Charleston So., '17 | 4 | Charleston So., '17 | 35 | Charleston So., '17 | 1 | Charleston So., '17 |

RECEIVING

| Player | Receptions | Opponent | Yards | Opponent | TDs | Opponent | Long | Opponent |
|-----------------|------------|---------------------|-------|---------------------|------|---------------------|------|---------------------|
| Jamal Couch | 1 | Charleston So., '17 | 11 | Charleston So., '17 | 1 | Charleston So., '17 | 11 | Charleston So., '17 |
| Nick Gibson | 1 | Charleston So., '17 | 4 | Charleston So., '17 | None | | 4 | Charleston So., '17 |
| Donald Gray | 4 | Louisiana Tech, '17 | 57 | Charleston So., '17 | None | | 24 | Charleston So., '17 |
| Farrod Green | 2 | Charleston So., '17 | 68 | Charleston So., '17 | None | | 62 | Charleston So., '17 |
| Jesse Jackson | 1 | Three Times | 15 | Charleston So., '17 | None | | 15 | Charleston So., '17 |
| Justin Johnson | 1 | Louisiana Tech, '17 | 5 | Louisiana Tech, '17 | None | | 5 | Louisiana Tech, '17 |
| Keith Mixon | 6 | LSU, '17 | 97 | LSU, '17 | 1 | LSU, '17 | 45 | LSU, '17 |
| Osirus Mitchell | 1 | Charleston So., '17 | 9 | Charleston So., '17 | None | | 9 | Charleston So., '17 |
| Gabe Myles | 3 | Charleston So., '17 | 21 | Louisiana Tech, '17 | 1 | Twice | 21 | Louisiana Tech, '17 |
| Jordan Thomas | 2 | Twice | 25 | Louisiana Tech, '17 | 1 | Louisiana Tech, '17 | 17 | Louisiana Tech, '17 |
| Dedrick Thomas | 3 | Louisiana Tech, '17 | 34 | Charleston So., '17 | 1 | Twice | 24 | Charleston So., '17 |
| Reggie Todd | 3 | Charleston So., '17 | 24 | Charleston So., '17 | None | | 11 | Charleston So., '17 |
| Aeris Williams | 1 | Louisiana Tech, '17 | 28 | Louisiana Tech, '17 | None | | 28 | Louisiana Tech, '17 |

PUNTING

| Player | No. | Opponent | Yards | Opponent | Inside 20 | Opponent | Avg. (Min. 3) | Opponent | Long | Opponent |
|------------------|-----|---------------------|-------|---------------------|-----------|----------|---------------|---------------------|------|---------------------|
| Logan Cooke | 4 | Charleston So., '17 | 177 | Charleston So., '17 | 2 | Twice | 47.7 | Louisiana Tech, '17 | 67 | Georgia, '17 |
| Kody Schexnayder | 1 | Charleston So., '17 | 28 | Charleston So., '17 | None | | 28.0 | Charleston So., '17 | 28 | Charleston So., '17 |

KICKING

| Player | PAT | Opponent | FGs | Opponent | Long | Opponent | Points | Opponent |
|-----------------|-----|---------------------|-----|----------|------|---------------------|--------|---------------------|
| Tucker Day | 5 | Charleston So., '17 | 1 | Twice | 40 | Charleston So., '17 | 8 | Charleston So., '17 |
| Jace Christmann | 4 | LSU, '17 | 3 | LSU, '17 | 45 | LSU, '17 | 13 | LSU, '17 |

TACKLES

| Player | Tackles | Opponent |
|--------------------|---------|---------------------|
| Johnathan Abram | 7 | Louisiana Tech, '17 |
| Fletcher Adams | 3 | LSU, '17 |
| Stephen Adegoke | 3 | Louisiana Tech, '17 |
| Tre Brown | 4 | Louisiana Tech, '17 |
| Brandon Bryant | 5 | LSU, '17 |
| Korey Charles | 1 | Twice |
| Tolando Cleveland | 2 | LSU, '17 |
| Cameron Dantzler | 3 | Twice |
| Lashard Durr | 2 | LSU, '17 |
| Willie Gay Jr. | 4 | Georgia, '17 |
| J.T. Gray | 6 | Twice |
| Gerri Green | 7 | Louisiana Tech, '17 |
| Dez Harris | 12 | Georgia, '17 |
| Grant Harris | 2 | Louisiana Tech, '17 |
| Kendell Jones | 2 | Charleston So., '17 |
| Kobe Jones | 5 | Charleston So., '17 |
| Traver Jung | 3 | Charleston So., '17 |
| Leo Lewis | 8 | LSU, '17 |
| Mark McLaurin | 10 | Louisiana Tech, '17 |
| C.J. Morgan | 3 | Louisiana Tech, '17 |
| Jamal Peters | 3 | LSU, '17 |
| Josiah Phillips | 1 | Charleston So., '17 |
| Chris Rayford | 1 | Louisiana Tech, '17 |
| Jeffery Simmons | 7 | LSU, '17 |
| Maurice Smitherman | 1 | Charleston So., '17 |
| Marquiss Spencer | 2 | Three Times |
| Montez Sweat | 3 | Three Times |
| Cory Thomas | 4 | Charleston So., '17 |
| Erroll Thompson | 6 | Georgia, '17 |
| Tim Washington | 3 | Louisiana Tech, '17 |

TACKLES FOR LOSS

| Player | TFL | Opponent |
|------------------|-----|---------------------|
| Johnathan Abram | 0.5 | Twice |
| Fletcher Adams | 1.5 | Charleston So., '17 |
| Tre Brown | 1.0 | Twice |
| Cameron Dantzler | 1.0 | Charleston So., '17 |
| Willie Gay Jr. | 1.0 | Charleston So., '17 |
| J.T. Gray | 1.0 | LSU, '17 |
| Gerri Green | 2.0 | Louisiana Tech, '17 |
| Dez Harris | 1.0 | Twice |
| Braxton Hoyett | 1.0 | LSU, '17 |
| Kendell Jones | 1.0 | Charleston So., '17 |
| Kobe Jones | 1.5 | Charleston So., '17 |
| Traver Jung | 1.0 | Charleston So., '17 |
| Leo Lewis | 0.5 | Louisiana Tech, '17 |
| Jeffery Simmons | 1.5 | LSU, '17 |
| Marquiss Spencer | 1.0 | Georgia, '17 |
| Montez Sweat | 1.0 | Louisiana Tech, '17 |

SACKS

| Player | Sacks | Opponent |
|------------------|-------|---------------------|
| Johnathan Abram | 0.5 | Louisiana Tech, '17 |
| Gerri Green | 2.0 | Louisiana Tech, '17 |
| Dez Harris | 1.0 | Louisiana Tech, '17 |
| Leo Lewis | 0.5 | Louisiana Tech, '17 |
| Jeffery Simmons | 1.5 | LSU, '17 |
| Marquiss Spencer | 0.5 | LSU, '17 |

INTERCEPTIONS

| Player | INT | Opponent |
|---------------|-----|---------------------|
| Mark McLaurin | 1 | Louisiana Tech, '17 |

THE LAST TIME MSU ...

RUSHING

| | |
|--------------------------------------------|---------------------------------------------------------------------------------------|
| Had 400+ yards rushing: | at Ole Miss, 2016 (457) |
| Had 300+ yards rushing: | at Louisiana Tech, 2017 (327) |
| Had 250+ yards rushing: | vs. LSU, 2017 (285) |
| Had 200+ yards rushing: | vs. LSU, 2017 (285) |
| Had 70+ rushing attempts: | vs. Arkansas, 2010 (70) |
| Had 60+ rushing attempts: | at Auburn, 2011 (63) |
| Had 50+ rushing attempts: | vs. Charleston Southern, 2017 (50) |
| Had seven+ rushing TDs: | vs. Middle Tennessee, 2000 (7) |
| Had six+ rushing TDs: | vs. Middle Tennessee, 2000 (7) |
| Had five+ rushing TDs: | vs. Northwestern State, 2015 (5) |
| Had four+ rushing TDs: | at Ole Miss, 2016 (4) |
| Had three+ rushing TDs: | at Louisiana Tech, 2017 (3) |
| Had two+ players with 100 yards rushing: | at Louisiana Tech, 2017 (Fitzgerald 111, Williams 107) |
| Had three+ players with 100 yards rushing: | vs. NE Louisiana, 1996 (Tony Buckhalter 119, Nakia Greer 110, Robert Isaac 103) |

PASSING

| | |
|--------------------------------|-------------------------------------------|
| Had 450+ yards passing: | at Arkansas, 2015 (508) |
| Had 400+ yards passing: | vs. Samford, 2016 (417) |
| Had 300+ yards passing: | vs. Arkansas, 2016 (328) |
| Had 200+ yards passing: | vs. Charleston Southern, 2017 (274) |
| Had 40+ pass attempts: | at Alabama, 2016 (43) |
| Had 30+ pass attempts: | vs. Charleston Southern, 2017 (36) |
| Had 25+ pass completions: | vs. UMass, 2016 (26) |
| Had 20+ pass completions: | vs. Charleston Southern, 2017 (20) |
| Had five+ passing TDs: | vs. Samford, 2016 (5) |
| Had four+ passing TDs: | vs. Samford, 2016 (5) |
| Had three+ passing TDs: | at Louisiana Tech, 2017 (3) |
| Had four+ passes intercepted: | at LSU, 2010 (5) |
| Had three+ passes intercepted: | at Alabama, 2014 (4) |

RECEIVING

| | |
|---------------------------------------------|---------------------------------------------------------------|
| Had two players with 100 yards receiving: | vs. Samford, 2016 (Donald Gray, 207; Fred Ross, 107) |
| Had 10+ different receivers catch a pass | vs. Charleston Southern, 2017 (11) |
| Had eight+ different receivers catch a pass | vs. Charleston Southern, 2017 (11) |

COMBINATION OFFENSE

| | |
|--------------------------------------------------------------|----------------------------------------------------------------------------------|
| Had one 300-yard passer and one 100-yard rusher in a game: | vs. Brigham Young, 2001 (Kevin Fant 346 pass & Diconzo Miller 119 rush) |
| Had one 100-yard receiver and one 100-yard rusher in a game: | vs. UMass, 2016 (Fred Ross 171 receiving & Nick Fitzgerald 131 rush) |

TOTAL OFFENSE

| | |
|-------------------------------|-------------------------------------------|
| Had 600+ yards total offense: | vs. Samford, 2016 (669) |
| Had 550+ yards total offense: | vs. Charleston Southern, 2017 (555) |
| Had 500+ yards total offense: | vs. Charleston Southern, 2017 (555) |
| Had 400+ yards total offense: | vs. LSU, 2017 (465) |
| Had 85+ plays total offense: | vs. Charleston Southern, 2017 (86) |
| Had 80+ plays total offense: | vs. Charleston Southern, 2017 (86) |
| Had 75+ plays total offense: | vs. Charleston Southern, 2017 (86) |

SCORING

| | |
|-------------------------------------------------|--------------------------------------------------------------|
| Scored 60+ points: | vs. Northwestern State, 2015 (62) |
| Scored 50+ points: | at Louisiana Tech, 2017 (57) |
| Scored 40+ points: | at Louisiana Tech, 2017 (57) |
| Scored 30+ points: | vs. LSU, 2017 (37) |
| Allowed 60+ points: | vs. South Carolina, 1995 (65) |
| Allowed 50+ points: | vs. Arkansas, 2016 (58) |
| Allowed 40+ points: | vs. Arkansas, 2016 (58) |
| Allowed 30+ points: | at Georgia, 2017 (31) |
| Was held scoreless: | at Ole Miss, 2008 (0-45) |
| Was held scoreless at Scott Field: | vs. LSU, 2007 (0-45) |
| Was held scoreless on the road: | at Ole Miss, 2008 (0-45) |
| Was held scoreless at a non-campus site: | vs. Florida, 1989 (21-0 in Tampa, Fla.) |
| Held opponent scoreless: | vs. Charleston Southern, 2017 (49-0) |
| Held opponent scoreless at Scott Field: | vs. Charleston Southern, 2017 (49-0) |
| Held opponent scoreless on the road: | at South Carolina, 1998 (38-0) |
| Held opponent scoreless at neutral site: | vs. Kansas, 1981 Hall of Fame Bowl (10-0) |
| Held opponent without a touchdown: | vs. Charleston Southern, 2017 (49-0) |
| Held opponent without an offensive touchdown: | vs. Charleston Southern, 2017 (49-0) |
| Held two opponents scoreless in one season: | 2014 |
| Held three opponents scoreless in one season: | 1963 |
| Held an SEC opponent scoreless: | vs. Vanderbilt, 2014 (51-0) |
| Held two SEC opponents scoreless in one season: | 1998 |
| Scored a two-point conversion passing: | vs. Arkansas, 2016 (Nick Fitzgerald to Fred Ross) |
| Scored a two-point conversion rushing: | at Texas A&M, 2013 (Dak Prescott rush) |
| Attempted a 2-point conversion: | vs. Arkansas, 2016 (2 - pass successful & pass failed) |

TURNOVERS

| | |
|----------------------------------------|----------------------------------------------------------------------------------------------|
| Committed eight+ turnovers: | at Arkansas, 2003 (8) |
| Committed seven+ turnovers: | vs. LSU, 2007 (7) |
| Had five+ fumbles: | vs. Georgia Tech, 2009 (5) |
| Lost four+ fumbles: | vs. Georgia Tech, 2009 (4) |
| Lost three+ fumbles: | vs. Arkansas, 2010 (3) |
| Did not commit a turnover: | vs. LSU, 2017 |
| Did not cause a turnover: | vs. LSU, 2017 |
| Recorded six+ takeaways: | at Kentucky, 2007 (6) |
| Recorded five+ takeaways: | vs. Arkansas, 2012 (5) |
| Returned three+ interceptions for TDs: | vs. Arkansas State, 1994 (Walt Harris - 41; Jimmy Lipscomb - 28; Dwayne Curry - 29) |
| Returned two+ interceptions for TDs: | vs. Jackson State, 2012 (Darius Slay - 52, Matthew Wells - 22) |
| Returned one interception for a TD: | at Ole Miss, 2016 (74 yards by Cedric Jiles) |
| Returned a fumble for a TD: | at Louisiana Tech, 2017 (90 yards by Jeffery Simmons) |
| Two players had 2+ interceptions: | at Middle Tennessee, 2009 (Corey Broomfield - 2; Johnthan Banks - 2) |

DEFENSE

| | |
|----------------------------------------------------|----------------------------------------------------------------------------|
| Held opponent to 10 or fewer first downs: | vs. Charleston Southern, 2017 (2) |
| Held opponent to 0 or fewer yards rushing: | vs. Florida, 2000 (-78 yds, 22 att.) |
| Held opponent to 25 or fewer yards rushing: | vs. Charleston Southern, 2017 (18 yds, 39 att.) |
| Held opponent to 50 or fewer yards rushing: | vs. Charleston Southern, 2017 (18 yds, 39 att.) |
| Held opponent to 50 or fewer yards passing: | vs. Charleston Southern, 2017 (15) |
| Held opponent to 100 or fewer yards rushing: | vs. Charleston Southern, 2017 (18 yds, 39 att.) |
| Held opponent to 100 or fewer yards passing: | vs. Charleston Southern, 2017 (15) |
| Held opponent to 100 or fewer yards total offense: | vs. Charleston Southern, 2017 (33) |
| Held opponent to 200 or fewer yards total offense: | vs. Charleston Southern, 2017 (33) |
| Held opponent to 250 or fewer yards total offense: | vs. Charleston Southern, 2017 (33) |
| Held opponent to 300 or fewer yards total offense: | vs. LSU, 2017 (270) |
| Intercepted five+ passes: | at Memphis, 2002 (5) |
| Intercepted four+ passes: | at Middle Tennessee, 2009 (4) |
| Intercepted three+ passes: | vs. Samford, 2016 (3) |
| Scored a safety: | vs. Charleston Southern, 2017 (2) |
| Scored two+ safeties: | vs. Charleston Southern, 2017 (2) |
| Recorded nine+ sacks: | at Ole Miss, 1996 (9.0) |
| Recorded eight+ sacks: | vs. Oklahoma State, 1999 (8.0) |
| Recorded six+ sacks: | at Kentucky, 2014 (7) |
| Recorded five+ sacks: | vs. NC State, 2015 (5) |
| Recorded four+ sacks: | at Louisiana Tech, 2017 (4) |
| Did not record a sack: | vs. Arkansas, 2016 |
| Recorded 10+ tackles for loss | vs. Charleston Southern, 2017 (10.0) |
| Had four players record 10+ tackles: | vs. Texas A&M, 2012 (B. McKinney, C. Lawrence, N. Whitley, M. Wells) |
| Had three players record 10+ tackles: | vs. Texas A&M, 2012 (B. McKinney, C. Lawrence, N. Whitley, M. Wells) |
| Had two players record 10+ tackles: | vs. Auburn, 2016 (R. Brown, M. McLaurin) |

SPECIAL TEAMS

| | |
|-----------------------------------|---------------------------------------------------------------|
| Returned a punt for a TD: | vs. Troy, 2015 (Fred Ross - 77) |
| Returned a blocked punt for a TD: | at Louisiana Tech, 2017 (Jeffery Simmons - 90) |
| Returned a kickoff for a TD: | at Southern Miss, 2015 (Brandon Holloway - 100) |
| Returned a blocked FG for a TD: | vs. Southern Miss, 2014 (Jay Hughes - 70) |
| Blocked one punt: | at Louisiana Tech, 2017 (Jeffery Simmons) |
| Blocked two punts: | vs. LSU, 1999 (Robert Bean, Eugene Clinton, Rob Knight) |
| Blocked three punts: | vs. LSU, 1999 (Robert Bean, Eugene Clinton, Rob Knight) |
| Punted 10+ times: | at Ole Miss, 2008 (10) |
| Did not punt: | vs. Troy, 2013 |
| Blocked a field goal: | vs. Miami (Ohio), 2016 (Nelson Adams) |
| Had a punt blocked: | at Missouri, 2015 (Kentrell Brothers) |
| Had a field goal blocked: | at Arkansas, 2013 (Devon Bell 28-yard attempt) |
| Blocked a PAT kick: | vs. Miami (Ohio), 2016 (Johnathan Calvin) |
| Scored on a blocked PAT kick: | vs. Texas A&M, 2000 (Julius Griffith) |
| Missed a kicking PAT: | at Ole Miss, 2016 |
| Had a kicking PAT blocked: | at Louisiana Tech, 2017 |
| Recovered an onside kick: | at LSU, 2016 |

MISCELLANEOUS

| | |
|-------------------------------------|------------------------------------|
| Had 30+ first downs: | vs. UMass, 2016 (31) |
| Had 20+ first downs: | vs. LSU, 2017 (13) |
| Had 20+ penalties: | vs. Clemson, 1999 (21) |
| Had 10+ penalties: | vs. Vanderbilt, 2014 (11) |
| Had 100+ yards in penalties: | vs. Gardner-Webb, 2007 (102) |
| Had 35 minutes+ of possession time: | vs. LSU, 2017 (35:55) |
| Was involved in a tie game: | vs. Arkansas, 1993 (13-13) |
| Was involved in an overtime game: | 2OT at BYU, 2016 (L, 28-21) |

THE LAST TIME AN MSU PLAYER ...

RUSHING

| | |
|-------------------------------|-----------------------------------------------|
| Rushed 40+ times: | Michael Davis vs. Ole Miss, 1993 (40) |
| Rushed 35+ times: | James Johnson vs. Alabama, 1998 (36) |
| Rushed 30+ times: | Vick Ballard vs. Arkansas, 2010 (33) |
| Rushed 25+ times: | Aeris Williams at Ole Miss, 2016 (25) |
| Rushed for 250+ yards: | Nick Fitzgerald at Ole Miss, 2016 (258) |
| Rushed for 200+ yards: | Nick Fitzgerald at Ole Miss, 2016 (258) |
| Rushed for 175+ yards: | Aeris Williams at Ole Miss, 2016 (191) |
| Rushed for 150+ yards: | Aeris Williams at Ole Miss, 2016 (191) |
| Rushed for 125+ yards: | Aeris Williams at Ole Miss, 2016 (191) |
| Rushed for 100+ yards: | Aeris Williams vs. LSU, 2017 (146) |
| Rushed for 100+ yards (QB): | Nick Fitzgerald at Louisiana Tech, 2017 (111) |
| Rushed for four+ touchdowns: | Nick Fitzgerald vs. Arkansas, 2016 (4) |
| Rushed for three+ touchdowns: | Nick Fitzgerald vs. Arkansas, 2016 (4) |
| Rushed for two+ touchdowns: | Nick Fitzgerald vs. LSU, 2017 (2) |
| Had a run of 80+ yards: | James Johnson at Alabama, 1997 (83) |
| Had a run of 70+ yards: | Nick Fitzgerald at Ole Miss, 2016 (70) |
| Had a run of 60+ yards: | Nick Fitzgerald at Ole Miss, 2016 (70) |
| Had a run of 50+ yards: | Aeris Williams at Louisiana Tech, 2017 (59) |

PASSING

| | |
|--------------------------------|---------------------------------------------------------------|
| Passed for 450+ yards: | Dak Prescott at Arkansas, 2015 (508) |
| Passed for 400+ yards: | Nick Fitzgerald vs. Samford, 2016 (417) |
| Passed for 300+ yards: | Nick Fitzgerald vs. Arkansas, 2016 (328) |
| Passed for 250+ yards: | Nick Fitzgerald vs. Arkansas, 2016 (328) |
| Passed for 200+ yards: | Nick Fitzgerald vs. Charleston Southern, 2017 (239) |
| Attempted 45+ passes: | Dak Prescott at Arkansas, 2015 (50) |
| Attempted 35+ passes: | Nick Fitzgerald vs. Samford, 2016 (35) |
| Completed 30+ passes: | Nick Fitzgerald vs. Samford, 2016 (35) |
| Completed 25+ passes: | Nick Fitzgerald vs. Samford, 2016 (35) |
| Completed 20+ passes: | Nick Fitzgerald vs. Samford, 2016 (35) |
| Threw four+ touchdown passes: | Nick Fitzgerald vs. Samford, 2016 (5) |
| Threw three+ touchdown passes: | Nick Fitzgerald at Louisiana Tech, 2017 (3) |
| Threw five+ interceptions: | Michael Henig vs. LSU, 2007 (6) |
| Threw four+ interceptions: | Tyler Russell vs. Northwestern, 2012 (4) |
| Threw three+ interceptions: | Dak Prescott at Alabama, 2014 (3) |
| Completed pass for 90+ yards: | Kevin Fant to Terrell Grindle vs. Kentucky, 2002 (91) |
| Completed pass for 80+ yards: | Tyler Russell to Jameon Lewis at Memphis, 2011 (80) |
| Completed pass for 70+ yards: | Nick Fitzgerald to Donald Gray vs. Samford, 2016 (74) |
| Completed pass for 60+ yards: | Nick Fitzgerald to Farrod Green vs. Charleston So., 2017 (62) |
| Completed pass for 50+ yards: | Nick Fitzgerald to Farrod Green vs. Charleston So., 2017 (62) |

RECEIVING

| | |
|---------------------------|-------------------------------------|
| Caught 15+ passes: | Eric Moulds at Tennessee, 1995 (15) |
| Caught 10+ passes: | Fred Ross vs. Arkansas, 2016 (10) |
| Caught seven+ passes: | Fred Ross vs. Arkansas, 2016 (10) |
| Had 200+ yards receiving: | Donald Gray vs. Samford, 2016 (207) |
| Had 175+ yards receiving: | Donald Gray vs. Samford, 2016 (207) |
| Had 150+ yards receiving: | Fred Ross vs. Arkansas, 2016 (171) |
| Had 100+ yards receiving: | Fred Ross vs. Arkansas, 2016 (171) |
| Caught three+ TD passes: | Donald Gray vs. Samford, 2016 (3) |
| Caught two+ TD passes: | Fred Ross vs. Arkansas, 2016 (2) |

TOTAL OFFENSE

| | |
|-----------------------------------------|------------------------------------------------------------|
| Had 450+ yards total offense: | Nick Fitzgerald vs. Arkansas, 2016 (459) |
| Had 400+ yards total offense: | Nick Fitzgerald vs. Arkansas, 2016 (459) |
| Had 350 yards+ total offense: | Nick Fitzgerald at Ole Miss, 2016 (367) |
| Had 300 yards+ total offense: | Nick Fitzgerald at Ole Miss, 2016 (367) |
| Had 100 yards both passing and rushing: | N. Fitzgerald at Louisiana Tech, 2017 (111 rush, 124 pass) |

SCORING

| | |
|----------------------------------|----------------------------------------------------------|
| Accounted for five+ touchdowns: | Nick Fitzgerald at Louisiana Tech, 2017 (3 pass, 2 rush) |
| Accounted for four+ touchdowns: | Nick Fitzgerald vs. LSU, 2017 (2 pass, 2 rush) |
| Accounted for three+ touchdowns: | Nick Fitzgerald vs. LSU, 2017 (2 pass, 2 rush) |
| Scored four+ touchdowns: | Nick Fitzgerald vs. Arkansas, 2016 (4 rush) |
| Scored three+ touchdowns: | Nick Fitzgerald vs. Arkansas, 2016 (4 rush) |
| Scored two+ touchdowns: | Nick Fitzgerald vs. LSU, 2017 (2 rush) |
| Scored two+ non-offensive TDs: | Jeffery Simmons (FR & blkd punt) at Louisiana Tech, 2017 |

DEFENSE

| | |
|---------------------------------------------|-----------------------------------------------------------------------|
| Intercepted three+ passes: | Richie Brown vs. Texas A&M, 2014 (3) |
| Intercepted two+ passes: | Taveze Calhoun vs. Kentucky, 2015 (2) |
| Intercepted a pass: | Mark McLaurin at Louisiana Tech, 2017 (1) |
| Recovered three+ fumbles: | Chris Correro vs. Memphis, 1987 (3) |
| Recovered two+ fumbles: | Kamau Jackson vs. Tennessee, 2002 (2) |
| Recovered a fumble: | Jeffery Simmons & Tre Brown at Louisiana Tech, 2017 (1) |
| Forced two+ fumbles: | Gerri Green at Louisiana Tech, 2017 (2) |
| Forced a fumble: | Leo Lewis vs. LSU, 2017 (1) |
| Recorded five+ sacks: | Greg Favors at Ole Miss, 1996 (5.5) |
| Recorded three+ sacks: | Willie Evans vs. Tulane, 2005 (3.0) |
| Recorded two+ sacks: | Gerri Green at Louisiana Tech, 2017 (2.0) |
| Recorded five+ tackles for loss: | Deljuan Robinson vs. Auburn, 2006 (5.0) |
| Recorded three+ tackles for loss: | A.J. Jefferson vs. South Alabama, 2016 (4.0) |
| Recorded 20+ tackles: | Mario Haggan vs. Arkansas, 2000 (20) |
| Recorded 10+ tackles: | Dez Harris at Georgia, 2017 (12) |
| Recorded 10+ tackles in back-to-back games: | Beniquez Brown, 2015 (Two Straight vs. Alabama (11), at Arkansas (12) |
| Returned an interception for a touchdown: | DeAndre Ward (35) vs. Samford, 2016 |

SPECIAL TEAMS

| | |
|--------------------------------------|----------------------------------------------|
| Scored 10+ points kicking: | Jace Christmann vs. LSU, 2017 (13) |
| Kicked five+ field goals: | Derek DePasquale vs. UAB, 2010 (5) |
| Kicked four+ field goals: | Derek DePasquale vs. UAB, 2010 (5) |
| Kicked two field goals of 50+ yards: | Brian Hazelwood vs. Memphis, 1997 (51, 53) |
| Kicked one field goal of 50+ yards: | Devon Bell vs. LSU, 2015 (52) |
| Kicked a punt of 70+ yards: | Devon Bell at South Alabama, 2014 (70) |
| Kicked a punt of 60+ yards: | Logan Cooke at Georgia, 2017 (67) |
| Punted 10+ times: | Blake McAdams at Ole Miss, 2008 (12) |
| Totaled 175+ kick return yards: | Jameon Lewis at Ole Miss, 2012 (183, 5 ret.) |
| Totaled 150+ kick return yards: | Jameon Lewis at Ole Miss, 2012 (183, 5 ret.) |
| Totaled 100+ kick return yards: | Keith Mixon vs. Arkansas, 2016 (106, 5 ret.) |
| Totaled 50+ punt return yards: | Fred Ross vs. Troy, 2015 (75, 3 ret.) |

THE LAST TIME AN OPPONENT ...

RUSHING

| | |
|---------------------------------------|-------------------------------------------|
| Had 400+ yards rushing: | Georgia Tech, 2014 (452) |
| Had 300+ yards rushing: | Arkansas, 2016 (357) |
| Had 200+ yards rushing: | Georgia, 2017 (203) |
| Had 70+ rushing attempts: | Oklahoma State, 1998 (71) |
| Had 60+ rushing attempts: | Georgia Tech, 2014 (61) |
| Had 50+ rushing attempts: | Auburn, 2016 (58) |
| Had six+ rushing TDs: | Georgia Tech, 2014 (6) |
| Had four+ rushing TDs: | Arkansas, 2016 (5) |
| Had two players with 100 yds rushing: | Arkansas, 2016 (Williams 205, Whaley 112) |

PASSING

| | |
|---------------------------|---------------------------|
| Had 400+ yards passing: | Samford, 2016 (468) |
| Had 300+ yards passing: | Ole Miss, 2016 (320) |
| Had 200+ yards passing: | Georgia, 2017 (201) |
| Had 60+ pass attempts: | Samford, 2016 (70) |
| Had 50+ pass attempts: | Samford, 2016 (70) |
| Had 40+ pass attempts: | Alabama, 2016 (41) |
| Had 30+ pass attempts: | Louisiana Tech, 2017 (30) |
| Had 40+ pass completions: | Samford, 2016 (42) |
| Had 30+ pass completions: | Alabama, 2016 (31) |
| Had 25+ pass completions: | Alabama, 2016 (31) |
| Had 20+ pass completions: | Miami (Ohio), 2016 (22) |
| Had five+ passing TDs: | Alabama, 2016 (5) |
| Had four+ passing TDs: | Alabama, 2016 (5) |
| Had three+ passing TDs: | Arkansas, 2016 (3) |

RECEIVING

| | |
|-----------------------------------------------------|-------------------------------------------------------------|
| Had two players with 100 yards receiving in a game: | Samford, 2016 (Karelc Hamilton 213 and Kelvin McKnight 115) |
| Had four+ players catch five+ passes: | Arkansas, 2015 (5) |
| Had three+ players catch five+ passes: | Ole Miss, 2016 (3) |
| Had 12+ players catch a pass: | Troy, 2013 (12) |
| Had eight+ players catch a pass: | Ole Miss, 2016 (9) |

TOTAL OFFENSE

| | |
|-------------------------------|---------------------------|
| Had 650+ yards total offense: | Arkansas, 2016 (661) |
| Had 600+ yards total offense: | Arkansas, 2016 (661) |
| Had 550+ yards total offense: | Arkansas, 2016 (661) |
| Had 500+ yards total offense: | Ole Miss, 2016 (521) |
| Had 400+ yards total offense: | Georgia, 2017 (404) |
| Had 80+ plays total offense: | Louisiana Tech, 2017 (80) |
| Had 75+ plays total offense: | Louisiana Tech, 2017 (80) |

SCORING

| | |
|-------------------------------------------|---------------------------|
| Scored 60+ points: | South Carolina, 1995 (65) |
| Scored 50+ points: | Arkansas, 2016 (58) |
| Scored 40+ points: | Arkansas, 2016 (58) |
| Scored 30+ points: | Georgia, 2017 (31) |
| Scored a two-point conversion rushing: | Arkansas, 2016 |
| Scored a two-point conversion passing: | Samford, 2016 |
| Failed on a two-point conversion attempt: | Arkansas, 2016 |

TURNOVERS

| | |
|------------------------------------|---------------------------------------------------|
| Had five+ fumbles: | Ole Miss, 2011 (6) |
| Had four+ fumbles lost: | LSU, 2004 (4) |
| Had three+ fumbles lost: | Arkansas, 2012 (3) |
| Committed five+ turnovers: | Arkansas, 2012 (5) |
| Did not commit a turnover: | LSU, 2017 |
| Intercepted five+ MSU passes: | LSU, 2010 (5) |
| Intercepted four+ MSU passes: | Northwestern, 2012 (4) |
| Intercepted three+ MSU passes: | Alabama, 2014 (3) |
| Returned an interception for a TD: | Kentucky, 2016 (Marcus McWilson) |
| Returned a fumble for a TD: | LSU, 2014 (Danielle Hunter 25-yd fumble recovery) |

DEFENSE

| | |
|--------------------------------------------------------|------------------------------------|
| Held MSU to 10 or fewer first downs: | Alabama, 2013 (10) |
| Recorded 10+ sacks: | Ole Miss, 2008 (11) |
| Recorded seven+ sacks: | Ole Miss, 2015 (7) |
| Scored a safety: | Texas A&M, 2013 |
| Scored two safeties: | Florida, 2005 |
| Held MSU to 25 or fewer yards rushing: | Alabama, 2011 (12) |
| Held MSU to 100 or fewer yards passing: | Kentucky, 2016 (81) |
| Held MSU to 50 or fewer yards passing: | Florida, 2010 (33) |
| Held MSU to 300 or less yards total offense: | Auburn, 2016 (289) |
| Held MSU to 200 or less yards total offense: | Alabama, 2013 (197) |
| Held MSU to 100 or fewer yards both rushing & passing: | Ole Miss, 2008 (-51 rush, 88 pass) |

SPECIAL TEAMS

| | |
|-----------------------------------|----------------------------------------------|
| Returned a punt for a TD: | Texas A&M, 2016 (Christian Kirk - 93) |
| Returned a blocked punt for a TD: | Ole Miss, 2013 (Terrell Grant - 0) |
| Returned a kickoff for a TD: | Tennessee, 2012 (Cordarrelle Patterson - 98) |
| Punted 10+ times: | Vanderbilt, 2009 (11) |
| Did not punt: | Arkansas, 2016 |
| Missed a kicking PAT: | Arkansas, 2016 |
| Missed two kicking PATs: | Tulane, 2006 |
| Blocked a field goal: | Arkansas, 2013 |
| Blocked a punt: | Missouri, 2015 |

MISCELLANEOUS

| | |
|-----------------------------------------------------|-------------------------------------------------------------------------|
| Had 30+ first downs: | Ole Miss, 2016 (31) |
| Had 10+ penalties: | Texas A&M, 2013 (10) |
| Had 100+ yards in penalties: | LSU, 2017 (112) |
| Had 35 minutes+ of possession time: | Louisiana Tech, 2017 (36:08) |
| Had two 100-yard rushers and one 100-yard receiver: | Georgia Tech, 2014 (Days 171 rush, Thomas 121 rush, Waller 114 rec.) |
| Had one 100-yard rusher and one 100-yard receiver: | Alabama, 2016 (Hurts 100 rush, Stewart 156 rec.) |

INDIVIDUAL RUSHING

| | |
|------------------------------|----------------------------------------------|
| Rushed 40+ times: | Deuce McAllister (Ole Miss), 1998 (40) |
| Rushed 35+ times: | Kamryn Pettway (Auburn), 2016 (39) |
| Rushed for 200+ yards: | Rawleigh Williams III (Arkansas), 2016 (205) |
| Rushed for 175+ yards: | Rawleigh Williams III (Arkansas), 2016 (205) |
| Rushed for 150+ yards: | Rawleigh Williams III (Arkansas), 2016 (205) |
| Rushed for 125+ yards: | Rawleigh Williams III (Arkansas), 2016 (205) |
| Rushed for 100+ yards: | Akeem Judd (Ole Miss), 2016 (107) |
| Rushed for five+ touchdowns: | Carnell Williams (Auburn), 2003 (6) |
| Rushed for four+ touchdowns: | Rawleigh Williams III (Arkansas), 2016 (4) |
| Had a run of 80+ yards: | Marquis Young (UMass), 2016 (83) |
| Had a run of 70+ yards: | Marquis Young (UMass), 2016 (83) |
| Had a run of 60+ yards: | Jalen Hurts (Alabama), 2016 (60) |
| Had a run of 50+ yards: | Jalen Hurts (Alabama), 2016 (60) |

INDIVIDUAL PASSING

| | |
|---------------------------------|----------------------------------------------------------|
| Passed for 450+ yards: | Devlin Hodges (Samford), 2016 (468) |
| Passed for 400+ yards: | Devlin Hodges (Samford), 2016 (468) |
| Passed for 300+ yards: | Shea Patterson (Ole Miss), 2016 (320) |
| Attempted 60+ passes: | Devlin Hodges (Samford), 2016 (69) |
| Attempted 50+ passes: | Devlin Hodges (Samford), 2016 (69) |
| Completed 30+ passes: | Devlin Hodges (Samford), 2016 (42) |
| Completed 20+ passes: | Gus Ragland (Miami (Ohio)), 2016 (22) |
| Threw five+ touchdown passes: | Brandon Allen (Arkansas), 2015 (7) |
| Threw four+ touchdown passes: | Jalen Hurts (Alabama), 2016 (4) |
| Completed a pass for 80+ yards: | Jacoby Brisett to Pharoah McKeever (NC State), 2015 (82) |
| Completed a pass for 70+ yards: | Jacoby Brisett to Pharoah McKeever (NC State), 2015 (82) |

INDIVIDUAL RECEIVING

| | |
|---------------------------|--------------------------------------------|
| Caught 10+ passes: | Karel Hamilton (Samford), 2016 (14) |
| Caught seven+ passes: | ArDarius Stewart (Alabama), 2016 (8) |
| Had 150+ yards receiving: | ArDarius Stewart (Alabama), 2016 (156) |
| Had 100+ yards receiving: | Marcus Gaines (Louisiana Tech), 2017 (104) |
| Caught three+ TD passes: | ArDarius Stewart (Alabama), 2016 (3) |
| Caught two+ TD passes: | Keon Hatcher (Arkansas), 2016 (2) |

INDIVIDUAL TOTAL OFFENSE

| | |
|-----------------------------------------|--------------------------------------------------|
| Had 500+ yards total offense: | Devlin Hodges (Samford), 2016 (513) |
| Had 400+ yards total offense: | Jalen Hurts (Alabama), 2016 (447) |
| Had 100 yards both passing and rushing: | Jalen Hurts (Alabama), 2016, (347 pass/100 rush) |

INDIVIDUAL SCORING

| | |
|---------------------------------|---------------------------------------------------------|
| Accounted for six+ touchdowns: | Brandon Allen (Arkansas), 2015 (7 pass) |
| Accounted for five+ touchdowns: | Rawleigh Williams III (Arkansas), 2016 (4 rush, 1 pass) |
| Accounted for four+ touchdowns: | Rawleigh Williams III (Arkansas), 2016 (4 rush, 1 pass) |
| Scored four+ touchdowns: | Rawleigh Williams III (Arkansas), 2016 (4 rush) |
| Scored three+ touchdowns: | Rawleigh Williams III (Arkansas), 2016 (4 rush) |

INDIVIDUAL DEFENSE

| | |
|----------------------------|----------------------------------------|
| Intercepted three+ passes: | Craig Steltz (LSU), 2007 (3) |
| Intercepted two+ passes: | Robert Lester (Alabama), 2010 (2) |
| Recorded three+ sacks: | Jonathan Allen (Alabama), 2015 (3, 17) |
| Recorded two+ sacks: | Carl Lawson (Auburn), 2016 (2.0, 13) |

SPECIAL TEAMS

| | |
|----------------------------|---------------------------------------|
| Scored 10+ points kicking: | Adam Griffith (Alabama), 2016 (14) |
| Kicked five+ field goals: | Austin MacGinnis (Kentucky), 2016 (5) |
| Kicked four field goals: | Austin MacGinnis (Kentucky), 2016 (5) |

LONG DRIVE SUPERLATIVES

Longest Drive

| | | |
|-----------------------|----------------------------------------------------------|------------------------------------------------------|
| No. of Plays | MSU | 12 (51 yards, 4:29) at Georgia (9/23), results in FG |
| By No. of Yards | 80 (10 p, 3:39) vs. Charleston So. (9/2), results in TD | |
| By Time of Possession | 5:36 (8p, 44 yds) vs. LSU (9/16), results in End of Half | |

Opponents

| |
|-----------------------------------------|
| 15 (90 yds, 6:08) by LA Tech (9/9), TD |
| 90 (15, 6:08) by LA Tech (9/9), TD |
| 6:08 (15p, 90 yds) by LA Tech (9/9), TD |

MSU DRIVE CHARTS

Charleston Southern

| Qtr. | Time | Start | Pl-Yds | TOP | Result |
|------|-------|--------|--------|------|-------------|
| 1st | 15:00 | MSU 25 | 4-75 | 0:58 | TOUCHDOWN |
| 1st | 11:42 | MSU 22 | 15-63 | 4:53 | Missed FG |
| 1st | 4:34 | CSU 43 | 3-43 | 0:59 | TOUCHDOWN |
| 1st | 3:09 | CSU 40 | 6-40 | 1:45 | TOUCHDOWN |
| 2nd | 14:49 | MSU 36 | 5-19 | 2:35 | Punt |
| 2nd | 9:03 | MSU 44 | 7-33 | 1:55 | FIELD GOAL |
| 2nd | 5:18 | MSU 38 | 3-2 | 0:47 | Punt |
| 2nd | 3:45 | MSU 45 | 4-55 | 1:08 | TOUCHDOWN |
| 2nd | 1:15 | MSU 14 | 3-0 | 0:21 | Punt |
| 3rd | 12:44 | MSU 22 | 12-78 | 4:02 | TOUCHDOWN |
| 3rd | 7:42 | MSU 42 | 8-28 | 3:45 | Missed FG |
| 3rd | 2:09 | MSU 27 | 3-6 | 1:13 | Punt |
| 4th | 14:07 | MSU 41 | 3-0 | 2:14 | Punt |
| 4th | 9:37 | MSU 20 | 10-80 | 3:39 | TOUCHDOWN |
| 4th | 1:51 | MSU 13 | 3-13 | 1:51 | End of Half |

at Louisiana Tech

| Qtr. | Time | Start | Pl-Yds | TOP | Result |
|------|-------|--------|--------|------|-------------------|
| 1st | 13:21 | MSU 25 | 3-0 | 0:49 | Punt |
| 1st | 10:02 | MSU 24 | 6-24 | 2:33 | INT |
| 1st | 6:46 | MSU 22 | 5-59 | 1:41 | FIELD GOAL |
| 1st | 4:08 | MSU 39 | 3-4 | 1:21 | Punt |
| 1st | 1:06 | LT 00 | 0-0 | 0:00 | TOUCHDOWN |
| 1st | 0:16 | LT 17 | 1-17 | 0:06 | TOUCHDOWN |
| 2nd | 13:39 | MSU 26 | 3-0 | 1:28 | Punt |
| 2nd | 11:54 | LT 14 | 2-14 | 0:27 | TOUCHDOWN |
| 2nd | 8:19 | MSU 25 | 4-75 | 1:07 | TOUCHDOWN |
| 2nd | 4:37 | MSU 24 | 11-76 | 3:56 | TOUCHDOWN |
| 3rd | 15:00 | MSU 28 | 2-72 | 0:33 | TOUCHDOWN |
| 3rd | 9:48 | MSU 10 | 0-0 | 0:00 | TOUCHDOWN |
| 3rd | 7:30 | MSU 41 | 9-59 | 4:06 | TOUCHDOWN |
| 4th | 11:54 | MSU 35 | 11-55 | 5:30 | Turnover on Downs |
| 4th | 0:15 | MSU 13 | 1-(-1) | 0:15 | End of Half |

LSU

| Qtr. | Time | Start | Pl-Yds | TOP | Result |
|------|-------|--------|--------|------|-------------|
| 1st | 11:07 | MSU 20 | 5-29 | 2:27 | Punt |
| 1st | 6:23 | MSU 13 | 6-18 | 3:52 | Punt |
| 1st | 0:48 | MSU 35 | 8-65 | 2:10 | TOUCHDOWN |
| 2nd | 9:44 | MSU 25 | 10-63 | 4:40 | FIELD GOAL |
| 2nd | 3:19 | MSU 46 | 10-54 | 3:12 | TOUCHDOWN |
| 3rd | 15:00 | MSU 25 | 7-48 | 4:07 | FIELD GOAL |
| 3rd | 8:20 | MSU 21 | 6-79 | 3:10 | TOUCHDOWN |
| 3rd | 4:09 | LSU 39 | 5-29 | 2:14 | FIELD GOAL |
| 3rd | 0:34 | MSU 36 | 6-64 | 2:33 | TOUCHDOWN |
| 4th | 10:22 | MSU 25 | 3-2 | 1:54 | Punt |
| 4th | 5:36 | MSU 35 | 8-44 | 5:36 | End of Half |

at Georgia

| Qtr. | Time | Start | Pl-Yds | TOP | Result |
|------|-------|--------|--------|------|-------------------|
| 1st | 15:00 | MSU 25 | 3-(-3) | 2:13 | Punt |
| 1st | 12:37 | MSU 25 | 6-17 | 2:23 | Punt |
| 1st | 6:16 | MSU 25 | 3-8 | 1:06 | Punt |
| 1st | 2:04 | MSU 10 | 8-38 | 3:30 | Punt |
| 2nd | 10:39 | MSU 38 | 6-17 | 2:53 | Punt |
| 2nd | 5:43 | MSU 40 | 12-51 | 4:29 | FIELD GOAL |
| 3rd | 12:24 | MSU 25 | 3-6 | 1:56 | Punt |
| 3rd | 8:48 | MSU 43 | 4-15 | 1:30 | Interception |
| 3rd | 5:48 | MSU 25 | 2-0 | 0:22 | Interception |
| 3rd | 0:52 | MSU 25 | 3-3 | 1:07 | Punt] |
| 4th | 12:32 | MSU 22 | 11-67 | 4:12 | Turnover on Downs |
| 4th | 3:00 | UGA 48 | 10-46 | 3:00 | End of Half |

OPP. DRIVE CHARTS

Charleston Southern

| Qtr. | Time | Start | Pl-Yds | TOP | Result |
|------|-------|--------|---------|------|--------|
| 1st | 13:56 | CSU 23 | 3-9 | 2:14 | Punt |
| 1st | 6:49 | CSU 20 | 3-(-10) | 2:15 | Punt |
| 1st | 3:30 | CSU 16 | 1-(-16) | 0:10 | SAFETY |
| 1st | 1:24 | CSU 25 | 3-(-3) | 1:35 | Punt |
| 2nd | 12:14 | CSU 11 | 6-15 | 3:11 | Punt |
| 2nd | 7:02 | CSU 19 | 3-2 | 1:44 | Punt |
| 2nd | 4:31 | CSU 1 | 2-(-1) | 0:37 | SAFETY |
| 2nd | 2:37 | CSU 25 | 3-7 | 1:22 | Punt |
| 2nd | 0:54 | CSU 42 | 2-6 | 0:54 | Half |
| 3rd | 15:00 | CSU 25 | 3-6 | 2:16 | Punt |
| 3rd | 8:37 | CSU 9 | 3-1 | 0:55 | Punt |
| 3rd | 3:57 | CSU 30 | 3-3 | 1:48 | Punt |
| 3rd | 0:56 | CSU 27 | 3-(-22) | 1:49 | Punt |
| 4th | 11:53 | CSU 31 | 3-2 | 2:16 | Punt |
| 4th | 5:58 | CSU 25 | 6-19 | 4:07 | Punt |

at Louisiana Tech

| Qtr. | Time | Start | Pl-Yds | TOP | Result |
|------|-------|-------|---------|------|--------------|
| 1st | 15:00 | LT 25 | 7-65 | 1:39 | FIELD GOAL |
| 1st | 12:32 | LT 20 | 3-0 | 0:49 | Punt |
| 1st | 7:29 | MSU 2 | 2-2 | 0:43 | TOUCHDOWN |
| 1st | 5:05 | LT 25 | 3-(-3) | 0:57 | Punt |
| 1st | 2:47 | LT 17 | 3-7 | 1:41 | Punt |
| 1st | 1:06 | LT 25 | 2-18 | 0:50 | Interception |
| 1st | 0:10 | LT 25 | 3-8 | 1:31 | Punt |
| 2nd | 12:11 | LT 26 | 1-(-12) | 0:17 | Fumble |
| 2nd | 11:27 | LT 25 | 6-9 | 3:08 | Punt |
| 2nd | 7:12 | LT 25 | 4-20 | 2:35 | Punt |
| 2nd | 0:41 | LT 25 | 8-47 | 0:41 | FIELD GOAL |
| 3rd | 14:27 | LT 25 | 10-65 | 4:39 | Fumble |
| 3rd | 9:48 | LT 25 | 3-0 | 2:18 | Punt |
| 3rd | 3:24 | LT 25 | 9-3 | 6:30 | Punt |
| 4th | 6:24 | LT 10 | 15-90 | 6:09 | TOUCHDOWN |

LSU

| Qtr. | Time | Start | Pl-Yds | TOP | Result |
|------|-------|--------|--------|------|-------------------|
| 1st | 15:00 | LSU 25 | 6-16 | 3:53 | Punt |
| 1st | 8:40 | LSU 11 | 7-36 | 2:17 | Punt |
| 1st | 2:31 | LSU 19 | 3-7 | 1:43 | Punt |
| 2nd | 13:38 | LSU 35 | 8-65 | 3:54 | TOUCHDOWN |
| 2nd | 5:04 | LSU 25 | 3-(-2) | 1:45 | Punt |
| 2nd | 0:00 | LSU 21 | 0-0 | 0:00 | End of Half |
| 3rd | 10:53 | LSU 25 | 5-17 | 2:33 | Punt |
| 3rd | 5:04 | LSU 19 | 3-3 | 0:55 | Punt |
| 3rd | 1:55 | LSU 25 | 3-5 | 1:21 | Punt |
| 4th | 13:01 | LSU 25 | 9-50 | 2:39 | Turnover on Downs |
| 4th | 8:28 | LSU 25 | 11-40 | 2:52 | Turnover on Downs |

at Georgia

| Qtr. | Time | Start | Pl-Yds | TOP | Result |
|------|-------|--------|--------|-------|-------------------|
| 1st | 12:47 | UGA 41 | 1-59 | 0:10 | TOUCHDOWN |
| 1st | 10:14 | UGA 22 | 8-78 | 3:58 | TOUCHDOWN |
| 1st | 5:10 | UGA 20 | 5-24 | 3:06 | Punt |
| 2nd | 13:34 | UGA 18 | 6-44 | 2:55 | Fumble |
| 2nd | 7:46 | UGA 10 | 3-6 | 2:03 | Punt |
| 2nd | 1:08 | UGA 25 | 2-5 | 1:08 | End of Half |
| 3rd | 15:00 | UGA 25 | 6-75 | 2:36 | TOUCHDOWN |
| 3rd | 10:28 | UGA 17 | 3-2 | 1:40 | Punt |
| 3rd | 7:18 | UGA 50 | 3-50 | 1:30 | TOUCHDOWN |
| 3rd | 5:26 | MSU 41 | 7-10 | 4:34 | FIELD GOAL |
| 4th | 14:45 | UGA 15 | 3-9 | 12:32 | Punt |
| 4th | 8:20 | UGA 11 | 8-37 | 5:20 | Turnover on Downs |

DEFENSIVE GAME BY GAME STATISTICS

| Tackles (UT-AT-TOT) | CSU | LT | LSU | at UGA | at AU | BYU | UK | A&M | UMass | Bama | at Ark | OM | TOTALS |
|---------------------|-------|--------|-------|---------|-------|-----|----|-----|-------|------|--------|----|----------|
| Johnathan Abram | ... | 6-1-7 | 0-4-4 | 2-4-6 | | | | | | | | | 8-9-17 |
| Fletcher Adams | 1-1-2 | 1-1-2 | 1-2-3 | 0-1-1 | | | | | | | | | 3-5-8 |
| Stephen Adegoke | 0-1-1 | 2-1-3 | ... | ... | | | | | | | | | 2-2-4 |
| Tre Brown | 1-1-2 | 3-1-4 | 1-1-2 | 0-3-3 | | | | | | | | | 5-6-11 |
| Brandon Bryant | 0-1-1 | 1-0-1 | 2-3-5 | 1-0-1 | | | | | | | | | 4-4-8 |
| Korey Charles | 1-0-1 | 0-1-1 | ... | ... | | | | | | | | | 1-1-2 |
| Tolando Cleveland | 0-1-1 | ... | 0-2-2 | 0-4-4 | | | | | | | | | 0-7-7 |
| Cameron Dantzler | 2-0-2 | ... | 1-2-3 | 3-0-3 | | | | | | | | | 6-2-8 |
| Lashard Durr | 0-1-1 | ... | 2-0-2 | 0-1-1 | | | | | | | | | 2-2-4 |
| Willie Gay Jr. | 1-1-2 | 1-0-1 | ... | 1-3-4 | | | | | | | | | 3-4-7 |
| J.T. Gray | 2-3-5 | 1-2-3 | 1-5-6 | 1-5-6 | | | | | | | | | 5-15-20 |
| Gerri Green | 2-1-3 | 2-5-7 | 0-2-2 | 1-3-4 | | | | | | | | | 5-11-16 |
| Dez Harris | 3-3-6 | 4-2-6 | 0-6-6 | 1-11-12 | | | | | | | | | 8-22-30 |
| Grant Harris | 0-1-1 | 1-1-2 | 0-1-1 | 1-1-2 | | | | | | | | | 2-4-6 |
| Braxton Hoyett | ... | ... | 1-1-2 | 0-1-1 | | | | | | | | | 1-2-3 |
| Kendell Jones | 0-2-2 | 0-1-1 | ... | ... | | | | | | | | | 0-3-3 |
| Kobe Jones | 2-3-5 | 1-1-2 | ... | 0-3-3 | | | | | | | | | 3-7-10 |
| Traver Jung | 2-1-3 | 0-1-1 | 0-1-1 | ... | | | | | | | | | 2-3-5 |
| Leo Lewis | 0-1-1 | 1-2-3 | 1-7-8 | 0-3-3 | | | | | | | | | 2-13-15 |
| Mark McLaurin | ... | 6-4-10 | 4-5-9 | 2-4-6 | | | | | | | | | 12-13-25 |
| C.J. Morgan | 1-1-2 | 3-0-3 | ... | ... | | | | | | | | | 4-1-5 |
| Jamal Peters | 1-0-1 | 0-1-1 | 0-3-3 | 1-2-3 | | | | | | | | | 2-6-8 |
| Josiah Phillips | 0-1-1 | ... | ... | ... | | | | | | | | | 0-1-1 |
| Chris Rayford | ... | 0-1-1 | ... | 1-0-1 | | | | | | | | | 1-1-2 |
| Jeffery Simmons | 2-3-5 | 3-2-5 | 1-6-7 | 1-3-4 | | | | | | | | | 7-14-21 |
| Maurice Smitherman | 0-1-1 | ... | ... | ... | | | | | | | | | 0-1-1 |
| Marquiss Spencer | 0-2-2 | 1-0-1 | 0-2-2 | 2-0-2 | | | | | | | | | 3-4-7 |
| Montez Sweat | 0-3-3 | 2-1-3 | 0-1-1 | 0-3-3 | | | | | | | | | 2-8-10 |
| Cory Thomas | 2-2-4 | ... | ... | ... | | | | | | | | | 2-2-4 |
| Erroll Thompson | 0-3-3 | 2-1-3 | ... | 1-5-6 | | | | | | | | | 3-9-12 |
| Tim Washington | 0-1-1 | 1-2-3 | 0-2-2 | ... | | | | | | | | | 1-5-6 |

| TFL-Yards | CSU | LT | LSU | at UGA | at AU | BYU | UK | A&M | UMass | Bama | at Ark | OM | TOTALS |
|------------------|-------|--------|-------|--------|-------|-----|----|-----|-------|------|--------|----|--------|
| Johnathan Abram | ... | 0.5-5 | ... | 0.5-1 | | | | | | | | | 1.0-6 |
| Fletcher Adams | 1.5-8 | ... | ... | ... | | | | | | | | | 1.5-8 |
| Tre Brown | 0.5-0 | 1.0-2 | ... | 1.0-5 | | | | | | | | | 2.5-7 |
| Cameron Dantzler | 1.0-8 | ... | ... | ... | | | | | | | | | 1.0-8 |
| Willie Gay Jr. | 1.0-3 | ... | ... | ... | | | | | | | | | 1.0-3 |
| J.T. Gray | ... | ... | 1.0-1 | ... | | | | | | | | | 1.0-1 |
| Gerri Green | ... | 2.0-12 | ... | ... | | | | | | | | | 2.0-12 |
| Dez Harris | 1.0-1 | 1.0-2 | ... | ... | | | | | | | | | 2.0-3 |
| Braxton Hoyett | ... | ... | 1.0-1 | ... | | | | | | | | | 1.0-1 |
| Kendell Jones | 0.5-2 | ... | ... | ... | | | | | | | | | 0.5-2 |
| Kobe Jones | 1.5-4 | ... | ... | ... | | | | | | | | | 1.5-4 |
| Traver Jung | 1.0-2 | ... | ... | ... | | | | | | | | | 1.0-2 |
| Leo Lewis | ... | 0.5-6 | ... | ... | | | | | | | | | 0.5-6 |
| Jeffery Simmons | 1.0-7 | ... | 1.5-6 | ... | | | | | | | | | 2.5-13 |
| Marquiss Spencer | ... | ... | 0.5-2 | 1.0-2 | | | | | | | | | 1.5-4 |
| Montez Sweat | ... | 1.0-1 | ... | 0.5-2 | | | | | | | | | 1.5-3 |

| Sacks-Yards | CSU | LT | LSU | at UGA | at AU | BYU | UK | A&M | UMass | Bama | at Ark | OM | TOTALS |
|------------------|-------|--------|-------|--------|-------|-----|----|-----|-------|------|--------|----|--------|
| Johnathan Abram | ... | 0.5-5 | ... | ... | | | | | | | | | 0.5-5 |
| Gerri Green | ... | 2.0-12 | ... | ... | | | | | | | | | 2.0-12 |
| Dez Harris | ... | 1.0-2 | ... | ... | | | | | | | | | 1.0-2 |
| Leo Lewis | ... | 0.5-6 | ... | ... | | | | | | | | | 0.5-6 |
| Jeffery Simmons | 1.0-7 | ... | 1.5-6 | ... | | | | | | | | | 2.5-13 |
| Marquiss Spencer | ... | ... | 0.5-2 | ... | | | | | | | | | 0.5-2 |

GAME 1

Charleston Southern 0
MSU 49

Sept. 2, 2017
Davis Wade Stadium
Starkville, Miss.
54,215

Mississippi State

| RUSHING | Att. | Gain | Lost | Net | TD | Long | Avg. |
|------------------|------|------|------|-----|----|------|------|
| Aeris Williams | 16 | 83 | 0 | 83 | 1 | 15 | 5.2 |
| Kylin Hill | 9 | 64 | 2 | 62 | 0 | 19 | 6.9 |
| Nick Fitzgerald | 7 | 43 | 2 | 41 | 1 | 19 | 5.9 |
| Nick Gibson | 6 | 41 | 0 | 41 | 0 | 12 | 6.8 |
| Keytaon Thompson | 6 | 38 | 2 | 36 | 0 | 16 | 6.0 |
| Alec Murphy | 2 | 9 | 0 | 9 | 0 | 6 | 4.5 |
| Dontavian Lee | 2 | 4 | 0 | 4 | 1 | 3 | 2.0 |
| Bennie Braswell | 1 | 4 | 0 | 4 | 0 | 4 | 4.0 |
| Deddrick Thomas | 1 | 1 | 0 | 1 | 0 | 1 | 1.0 |

| PASSING | Com | Att | Int | Yds | TD | Long | Sacks |
|------------------|-----|-----|-----|-----|----|------|-------|
| Nick Fitzgerald | 16 | 29 | 0 | 239 | 2 | 62 | 0 |
| Keytaon Thompson | 4 | 7 | 0 | 35 | 1 | 11 | 0 |

| RECEIVING | No. | Yds. | TD | Long |
|-----------------|-----|------|----|------|
| Donald Gray | 3 | 57 | 0 | 24 |
| Reggie Todd | 3 | 24 | 0 | 11 |
| Gabe Myles | 3 | 19 | 1 | 8 |
| Farrod Green | 2 | 68 | 0 | 62 |
| Deddrick Thomas | 2 | 34 | 1 | 24 |
| Jordan Thomas | 2 | 18 | 0 | 12 |
| Keith Mixon | 1 | 15 | 0 | 15 |
| Jesse Jackson | 1 | 15 | 0 | 15 |
| Jamal Couch | 1 | 11 | 1 | 11 |
| Osirus Mitchell | 1 | 9 | 0 | 9 |
| Nick Gibson | 1 | 4 | 0 | 4 |

| PUNTING | No. | Yds. | Avg. | Long | I20 | TB |
|------------------|-----|------|------|------|-----|----|
| Kody Schexnayder | 1 | 28 | 28.0 | 28 | 0 | 0 |
| Logan Cooke | 4 | 177 | 44.2 | 59 | 2 | 0 |

| FIELD GOALS | Att. | Made | Long | KICKS |
|-------------|------|------|------|------------------------|
| Tucker Day | 3 | 1 | 40 | made 40; missed 32, 47 |

| ALL RETURNS | Punts | | | Kickoffs | | | Intercepted | | |
|-------------|-------|------|-----|----------|------|-----|-------------|------|-----|
| | No. | Yds. | Lg. | No. | Yds. | Lg. | No. | Yds. | Lg. |
| Donald Gray | 0 | 0 | 0 | 1 | 52 | 52 | 0 | 0 | 0 |
| Gabe Myles | 3 | 22 | 19 | 1 | 23 | 23 | 0 | 0 | 0 |

Charleston Southern

| RUSHING | Att. | Gain | Lost | Net | TD | Long | Avg. |
|-----------------|------|------|------|-----|----|------|-------|
| Ronnie Harris | 7 | 18 | 0 | 18 | 0 | 5 | 2.6 |
| Robert Mitchell | 3 | 15 | 4 | 11 | 0 | 8 | 3.7 |
| Terrance Wilson | 3 | 9 | 0 | 9 | 0 | 5 | 3.0 |
| Adam Allen | 2 | 8 | 0 | 8 | 0 | 5 | 4.0 |
| Geoffrey Wall | 1 | 7 | 0 | 7 | 0 | 7 | 7.0 |
| Chanin Hamilton | 9 | 16 | 12 | 4 | 0 | 6 | 0.4 |
| London Johnson | 4 | 7 | 4 | 3 | 0 | 4 | 0.8 |
| Elijah Henry | 1 | 1 | 0 | 1 | 0 | 1 | 1.0 |
| Noah Shuler | 3 | 0 | 1 | -1 | 0 | 0 | -0.3 |
| Shane Bucenell | 5 | 6 | 23 | -17 | 0 | 4 | -3.4 |
| TEAM | 1 | 0 | 25 | -25 | 0 | 0 | -25.0 |

| PASSING | Com | Att | Int | Yds | TD | Long | Sacks |
|----------------|-----|-----|-----|-----|----|------|-------|
| Shane Bucenell | 3 | 8 | 0 | 15 | 0 | 4 | 1 |

| RECEIVING | No. | Yds. | TD | Long |
|-----------------|-----|------|----|------|
| Travay Hatten | 1 | 7 | 0 | 4 |
| Chanin Hamilton | 1 | 5 | 0 | 4 |
| Geoffrey Wall | 1 | 3 | 0 | 3 |

| PUNTING | No. | Yds. | Avg. | Long | I20 | TB |
|---------------|-----|------|------|------|-----|----|
| Kyle Reighard | 12 | 537 | 44.8 | 54 | 2 | 0 |

| FIELD GOALS | Att. | Made | Long | KICKS |
|-------------|------|------|------|-------|
| none | | | | |

| ALL RETURNS | Punts | | | Kickoffs | | | Intercepted | | |
|-------------|-------|------|-----|----------|------|-----|-------------|------|-----|
| | No. | Yds. | Lg. | No. | Yds. | Lg. | No. | Yds. | Lg. |
| James Allen | 0 | 0 | 0 | 4 | 63 | 23 | 0 | 0 | 0 |

MSU Dominant in All Phases in Opener, 49-0

MSU turned in one of the most dominant defensive performances in its history in shutting out FCS Charleston Southern, 49-0, in the season-opener. The **Todd Grantham** era opened with the Bulldogs' first shutout since 2014 as MSU held the Bucs to 0.7 yards per play, representing the fewest allowed in school history. Charleston managed only two first downs and 33 yards of total offense - the fewest allowed by MSU since 1963. The Bulldogs put up 23 points in the first quarter as **Nick Fitzgerald** capped the first drive with a 2-yard run. Fitzgerald then found **Gabe Myles** for an 8-yard score. For the first time since 2000, MSU tallied two safeties with both coming in the first half. **Fletcher Adams**, making his first career start, played a crucial role in both. The Bulldogs led 35-0 at the break when Fitzgerald hit **Deddrick Thomas** for a 10-yard score. Eleven different MSU players caught passes on the day, while MSU's rushing attack pounded out 281 yards. Fitzgerald accounted for three touchdowns before sitting most of the second half. Redshirt freshman **Kobe Jones**, playing in his first career game, finished with six tackles, 2.5 tackles for loss and one forced fumble. **Jeffery Simmons** recorded the first sack of his career, while Adams had 1.5 tackles for loss. Grantham's defense finished with 10 tackles for loss, while Charleston Southern never crossed the 50-yard line.

| | | | | | |
|-------------------|----|----|---|---|-----|
| Charleston So. | 0 | 0 | 0 | 0 | -0 |
| Mississippi State | 23 | 12 | 7 | 7 | -49 |

| | | | |
|-----|-------|-----|-------------------------------------------------------------|
| 1st | 14:02 | MSU | Nick Fitzgerald 2 yd run (Tucker Day kick) |
| | 03:35 | MSU | Gabe Myles 8 yd pass from Nick Fitzgerald (Tucker Day kick) |
| | 03:20 | MSU | TEAM safety |
| | 01:24 | MSU | Aeris Williams 2 yd run (Tucker Day kick) |
| 2nd | 07:08 | MSU | Tucker Day 40 yd field goal |
| | 03:54 | MSU | TEAM safety |
| | 02:37 | MSU | Deddrick Thomas 10 yd pass from Nick Fitzgerald (Day kick) |
| 3rd | 08:42 | MSU | Dontavian Lee 3 yd run (Tucker Day kick) |
| 4th | 05:58 | MS | Jamal Couch 11 yd pass from K. Thompson (Christmann kick) |

Team Stats

| | CSU | MSU |
|--------------------------------|---------|---------|
| FIRST DOWNS | 2 | 29 |
| Rushing | 2 | 17 |
| Passing | 0 | 11 |
| Penalty | 0 | 1 |
| NET YARDS RUSHING | 18 | 281 |
| Rushing Attempts | 39 | 50 |
| Average Per Rush | 0.5 | 5.6 |
| NET YARDS PASSING | 15 | 274 |
| Completions-Attempts-Int | 3-8-0 | 20-36-0 |
| Average Per Attempt | 1.9 | 7.6 |
| Average Per Completion | 5.0 | 13.7 |
| TOTAL OFFENSE YARDS | 33 | 555 |
| Total offense plays | 47 | 86 |
| Average Gain Per Play | 0.7 | 6.5 |
| Penalties: Number-Yards | 4-30 | 7-60 |
| PUNTS-YARDS | 12-537 | 5-205 |
| KICKOFFS-YARDS | 3-180 | 8-516 |
| Punt returns: Number-Yards-TD | 0-0-0 | 3-22-0 |
| Kickoff returns: Number-Yds-TD | 4-63-0 | 2-75-0 |
| Interceptions: Number-Yds-TD | 0-0-0 | 0-0-0 |
| Fumble Returns: Number-Yds-TD | 0-0-0 | 0-0-0 |
| Possession Time | 27:35 | 32:25 |
| Third-Down Conversions | 2 of 14 | 6 of 15 |
| Fourth-Down Conversions | 0 of 0 | 1 of 1 |
| Red-Zone Scores-Chances | 0-0 | 6-7 |
| Sacks By: Number-Yards | 0-0 | 1-7 |
| PAT Kicks | 0-0 | 6-6 |

GAME 2

MSU 57
Louisiana Tech 21

Sept. 9, 2017
Davis Wade Stadium
Starkville, Miss.
28,100

Mississippi State

| RUSHING | Att. | Gain | Lost | Net | TD | Long | Avg. |
|------------------|------|------|------|-----|----|------|------|
| Nick Fitzgerald | 10 | 111 | 0 | 111 | 2 | 44 | 11.1 |
| Aeris Williams | 9 | 108 | 1 | 107 | 0 | 59 | 11.9 |
| Kylin Hill | 10 | 62 | 0 | 62 | 1 | 10 | 6.2 |
| Dontavian Lee | 2 | 15 | 0 | 15 | 0 | 9 | 7.5 |
| Nick Gibson | 5 | 20 | 5 | 15 | 0 | 11 | 3.0 |
| Keytaon Thompson | 2 | 11 | 0 | 11 | 0 | 7 | 5.5 |
| Deddrick Thomas | 1 | 7 | 0 | 7 | 0 | 7 | 7.0 |
| TEAM | 1 | 0 | 1 | -1 | 0 | 0 | -1.0 |

| PASSING | Com | Att | Int | Yds | TD | Long | Sacks |
|------------------|-----|-----|-----|-----|----|------|-------|
| Nick Fitzgerald | 12 | 18 | 1 | 124 | 3 | 28 | 0 |
| Keytaon Thompson | 1 | 2 | 0 | 8 | 0 | 8 | 0 |

| RECEIVING | No. | Yds. | TD | Long |
|-----------------|-----|------|----|------|
| Donald Gray | 4 | 19 | 1 | 8 |
| Deddrick Thomas | 3 | 20 | 0 | 9 |
| Jordan Thomas | 2 | 25 | 1 | 17 |
| Aeris Williams | 1 | 28 | 0 | 28 |
| Gabe Myles | 1 | 21 | 1 | 21 |
| Jesse Jackson | 1 | 14 | 0 | 14 |
| Justin Johnson | 1 | 5 | 0 | 5 |

| PUNTING | No. | Yds. | Avg. | Long | I20 | TB |
|-------------|-----|------|------|------|-----|----|
| Logan Cooke | 3 | 143 | 47.7 | 55 | 1 | 0 |

| FIELD GOALS | Att. | Made | Long | KICKS |
|-------------|------|------|------|---------|
| Tucker Day | 1 | 1 | 36 | made 36 |

| ALL RETURNS | Punts | | | Kickoffs | | | Intercepted | | |
|-----------------|-------|------|-----|----------|------|-----|-------------|------|-----|
| | No. | Yds. | Lg. | No. | Yds. | Lg. | No. | Yds. | Lg. |
| Gabe Myles | 2 | -4 | 5 | 0 | 0 | 0 | 0 | 0 | 0 |
| Reggie Todd | 0 | 0 | 0 | 1 | 2 | 2 | 0 | 0 | 0 |
| Keith Mixon | 0 | 0 | 0 | 3 | 42 | 15 | 0 | 0 | 0 |
| Mark McLaurin | 0 | 0 | 0 | 0 | 0 | 0 | 1 | 32 | 32 |
| Jeffery Simmons | 1 | 24 | 0 | 0 | 0 | 0 | 0 | 0 | 0 |

Louisiana Tech

| RUSHING | Att. | Gain | Lost | Net | TD | Long | Avg. |
|---------------|------|------|------|-----|----|------|-------|
| Boston Scott | 13 | 96 | 0 | 96 | 0 | 24 | 7.4 |
| Jarred Craft | 18 | 83 | 2 | 81 | 0 | 16 | 4.5 |
| Jaqwis Dancy | 7 | 45 | 0 | 45 | 0 | 14 | 6.4 |
| Israel Tucker | 3 | 25 | 0 | 25 | 0 | 19 | 8.3 |
| Kam McKnight | 1 | 1 | 0 | 1 | 1 | 1 | 1.0 |
| J'Mar Smith | 7 | 24 | 33 | -9 | 0 | 11 | -1.3 |
| TEAM | 1 | 0 | 87 | -87 | 0 | 0 | -87.0 |

| PASSING | Com | Att | Int | Yds | TD | Long | Sacks |
|----------------|---------|-----|-----|-----|----|------|-------|
| J'Mar Smith | 10-23-1 | 140 | 0 | 58 | 4 | | |
| Westin Elliott | 3-6-0 | 23 | 1 | 10 | 0 | | |
| TEAM | 0-1-0 | 0 | 0 | 0 | 0 | | |

| RECEIVING | No. | Yds. | TD | Long |
|----------------|-----|------|----|------|
| Marcus Gaines | 3 | 104 | 0 | 58 |
| Teddy Veal | 3 | 15 | 0 | 9 |
| Cee Jay Powell | 2 | 14 | 0 | 10 |
| Kam McKnight | 2 | 13 | 0 | 7 |
| Boston Scott | 2 | 8 | 0 | 6 |
| Zach Cousar | 1 | 9 | 1 | 9 |

| PUNTING | No. | Yds. | Avg. | Long | I20 | TB |
|--------------|-----|------|------|------|-----|----|
| Brady Farlow | 7 | 273 | 39.0 | 47 | 0 | 0 |

| FIELD GOALS | Att. | Made | Long | KICKS |
|-----------------|------|------|------|-------------|
| Jonathan Barnes | 2 | 2 | 45 | made 27, 45 |

| ALL RETURNS | Punts | | | Kickoffs | | | Intercepted | | |
|----------------|-------|------|-----|----------|------|-----|-------------|------|-----|
| | No. | Yds. | Lg. | No. | Yds. | Lg. | No. | Yds. | Lg. |
| Amik Robertson | 0 | 0 | 0 | 0 | 0 | 0 | 1 | 61 | 61 |

MSU Scores 36 Unanswered, Beats LA Tech, 57-21

Nick Fitzgerald accounted for five touchdowns as MSU rallied from a 9-0 deficit with 36 unanswered points to run past Louisiana Tech, 57-21, on a Saturday night in Ruston. Tech took advantage of a Fitzgerald interception and went up 9-0 with 6:46 to go in the first quarter. That is until defensive tackle Jeffery Simmons made his presence known with the first of two touchdowns on the night. Simmons skied into the air to block a punt and then recovered his own blocked punt in the endzone. Fitzgerald then found a groove, hitting **Jordan Thomas** and **Donald Gray** for touchdown passes on consecutive drives. Fitzgerald got into the scoring act himself with two spectacular touchdown runs to put MSU up 43-14 with 14:27 remaining in the third quarter. Simmons did it again, scooping up a **Gerri Green** forced fumble and returning it 90 yards for a touchdown on the ensuing drive. It was the longest fumble recovery score for the Bulldogs since 2000. Simmons finished with five tackles and became the first MSU defensive player with multiple scores in a game since Johnthan Banks had two against Florida in 2009. Green tallied two forced fumbles and two sacks, while **Mark McLaurin** was the Bulldogs' leading tackler with 10.

Scoring

| | | | | | |
|-------------------|----|----|----|---|------|
| Mississippi State | 16 | 20 | 21 | 0 | - 57 |
| Louisiana Tech | 9 | 5 | 0 | 7 | - 21 |

| | | | |
|-----|-------|-----|---------------------------------------------------------------|
| 1st | 13:21 | LT | Jonathan Barnes 27 yd field goal |
| | 06:46 | LT | Kam McKnight 1 yd run (Jonathan Barnes kick blockd) |
| | 05:05 | MSU | Tucker Day 36 yd field goal |
| | 01:06 | MSU | Jeffery Simmons 0 yd blocked punt return (Tucker Day kick) |
| | 00:10 | MSU | Jordan Thomas 17 yd pass from N. Fitzgerald (Day kick blockd) |
| 2nd | 11:27 | MSU | Donald Gray 6 yd pass from Nick Fitzgerald (Tucker Day kick) |
| | 07:12 | MSU | Nick Fitzgerald 30 yd run (Tucker Day kick) |
| | 00:41 | MSU | Gabe Myles 21 yd pass from Nick Fitzgerald (Day kick blockd) |
| | 00:41 | LT | Amik Robertson PAT return |
| | 00:00 | LT | Jonathan Barnes 45 yd field goal |
| 3rd | 14:27 | MSU | Nick Fitzgerald 44 yd run (Jace Christmann kick) |
| | 09:48 | MSU | Jeffery Simmons 90 yd fumble recovery (Jace Christmann kick) |
| | 03:24 | MSU | Kylin Hill 2 yd run (Jace Christmann kick) |
| 4th | 00:15 | LT | Zach Cousar 9 yd pass from Westin Elliott (Barnes kick) |

Team Stats

| | MSU | LT |
|--------------------------------|---------|---------|
| FIRST DOWNS | 21 | 20 |
| Rushing | 15 | 12 |
| Passing | 6 | 5 |
| Penalty | 0 | 3 |
| NET YARDS RUSHING | 327 | 152 |
| Rushing Attempts | 40 | 50 |
| Average Per Rush | 8.2 | 3.0 |
| NET YARDS PASSING | 132 | 163 |
| Completions-Attempts-Int | 13-20-1 | 13-30-1 |
| Average Per Attempt | 6.6 | 5.4 |
| Average Per Completion | 10.2 | 12.5 |
| TOTAL OFFENSE YARDS | 459 | 315 |
| Total offense plays | 60 | 80 |
| Average Gain Per Play | 7.7 | 3.9 |
| Fumbles: Number-Lost | 0-0 | 3-2 |
| Penalties: Number-Yards | 6-70 | 6-60 |
| PUNTS-YARDS | 3-143 | 8-273 |
| KICKOFFS-YARDS | 10-650 | 4-216 |
| Punt returns: Number-Yards-TD | 3-20-1 | 0-0-0 |
| Kickoff returns: Number-Yds-TD | 4-44-0 | 0-0-0 |
| Interceptions: Number-Yds-TD | 1-32-0 | 1-61-0 |
| Fumble Returns: Number-Yds-TD | 1-90-1 | 0-0-0 |
| Possession Time | 23:52 | 36:08 |
| Third-Down Conversions | 5 of 10 | 4 of 15 |
| Fourth-Down Conversions | 0 of 1 | 1 of 2 |
| Red-Zone Scores-Chances | 4-5 | 3-5 |
| Sacks By: Number-Yards | 4-25 | 0-0 |

GAME 3

#12/11 LSU
MSU

7
37

Sept. 16, 2017
Davis Wade Stadium
Starkville, Miss.
60,596

Mississippi State

| RUSHING | Att. | Gain | Lost | Net | TD | Long | Avg. |
|------------------|------|------|------|-----|----|------|------|
| Aeris Williams | 23 | 147 | 1 | 146 | 0 | 28 | 6.3 |
| Nick Fitzgerald | 14 | 90 | 2 | 88 | 2 | 24 | 6.3 |
| Nick Gibson | 3 | 23 | 0 | 23 | 0 | 14 | 7.7 |
| Keytaon Thompson | 1 | 12 | 0 | 12 | 0 | 12 | 12.0 |
| Kylin Hill | 2 | 11 | 0 | 11 | 0 | 11 | 5.5 |
| Dontavian Lee | 3 | 9 | 2 | 7 | 0 | 5 | 2.3 |
| Team | 2 | 0 | 2 | -2 | 0 | 0 | -1.0 |

| PASSING | Com | Att. | Int. | Yds. | TD | Long | Sacks |
|-----------------|-----|------|------|------|----|------|-------|
| Nick Fitzgerald | 15 | 23 | 0 | 180 | 2 | 45 | 1 |

| RECEIVING | No. | Yds. | TD | Long |
|----------------|-----|------|----|------|
| Keith Mixon | 6 | 97 | 1 | 45 |
| Donald Gray | 3 | 19 | 0 | 11 |
| Jordan Thomas | 2 | 13 | 0 | 7 |
| Farrod Green | 1 | 22 | 0 | 22 |
| Dedrick Thomas | 1 | 20 | 1 | 20 |
| Jesse Jackson | 1 | 8 | 0 | 8 |
| Aeris Williams | 1 | 1 | 0 | 1 |

| PUNTING | No. | Yds. | Avg. | Long | I20 | TB |
|-------------|-----|------|------|------|-----|----|
| Logan Cooke | 3 | 138 | 46.0 | 50 | 2 | 0 |

| FIELD GOALS | Att. | Made | Long | KICKS |
|-----------------|------|------|------|-----------------|
| Jace Christmann | 3 | 3 | 45 | made 30, 45, 27 |

| ALL RETURNS | Punts | | | Kickoffs | | | Intercepted | | |
|-------------|-------|------|-----|----------|------|-----|-------------|------|-----|
| | No. | Yds. | Lg. | No. | Yds. | Lg. | No. | Yds. | Lg. |
| Donald Gray | 2 | 49 | 35 | 0 | 0 | 0 | 0 | 0 | 0 |

LSU

| RUSHING | Att. | Gain | Lost | Net | TD | Long | Avg. |
|--------------------|------|------|------|-----|----|------|------|
| Derrius Guice | 15 | 77 | 1 | 76 | 0 | 25 | 5.1 |
| Darrel Williams | 5 | 29 | 0 | 29 | 1 | 10 | 5.8 |
| Derrick Dillon | 2 | 13 | 1 | 12 | 0 | 13 | 6.0 |
| Danny Etling | 4 | 18 | 8 | 10 | 0 | 11 | 2.5 |
| Russell Gage | 2 | 5 | 0 | 5 | 0 | 5 | 2.5 |
| C. Edwards-Helaire | 1 | 1 | 0 | 1 | 0 | 1 | 1.0 |

| PASSING | Com | Att. | Int. | Yds. | TD | Long | Sacks |
|--------------|-----|------|------|------|----|------|-------|
| Danny Etling | 13 | 29 | 0 | 137 | 0 | 19 | 2 |

| RECEIVING | No. | Yds. | TD | Long |
|-----------------|-----|------|----|------|
| DJ Chark | 3 | 23 | 0 | 12 |
| Darrel Williams | 2 | 37 | 0 | 19 |
| Derrick Dillon | 2 | 21 | 0 | 11 |
| J.D. Moore | 2 | 20 | 0 | 14 |
| Foster Moreau | 2 | 17 | 0 | 15 |
| Russell Gage | 1 | 16 | 0 | 16 |
| Derrius Guice | 1 | 3 | 0 | 3 |

| PUNTING | No. | Yds. | Avg. | Long | I20 | TB |
|--------------|-----|------|------|------|-----|----|
| Josh Growden | 7 | 286 | 40.9 | 53 | 1 | 0 |

| FIELD GOALS | Att. | Made | Long | KICKS |
|-------------|------|------|------|-------|
| none | | | | |

| ALL RETURNS | Punts | | | Kickoffs | | | Intercepted | | |
|--------------------|-------|------|-----|----------|------|-----|-------------|------|-----|
| | No. | Yds. | Lg. | No. | Yds. | Lg. | No. | Yds. | Lg. |
| C. Edwards-Helaire | 0 | 0 | 0 | 2 | 40 | 21 | 0 | 0 | 0 |

MSU Crushes No. 11 LSU in Most Dominant Win in Series History, 37-7

MSU handed No. 11 LSU its worst loss in the 111-year series history by a score of 37-7 in front of a raucous 60,596 on a Saturday night in Davis Wade Stadium. The win was the Bulldogs' first over the Tigers in Starkville since 1999 and it was MSU's largest margin of victory over a ranked opponent since 1942. **Nick Fitzgerald** accounted for four touchdowns, and **Aeris Williams** rushed for 146 yards - his second straight 100-yard game. The Bulldogs pounded out 285 yards on the ground, the most allowed by LSU under defensive coordinator Dave Aranda. MSU scored on seven consecutive drives. Fitzgerald had two first-half rushing scores, including a pivotal 3-yard dive with 0:07 remaining in the second quarter that put the Bulldogs up double digits and capped a 10-play, 54-yard drive. MSU outscored LSU 20-0 in the second half. **Todd Grantham's** defense held the Tigers to 3-of-13 on third down. LSU punted on three consecutive drives and turned it over on downs twice in the second half. **Jeffery Simmons** set the tone up front with a career-best seven tackle, 1.5 sacks and two quarterback hurries. **Mark McLaurin** collected a team-high nine tackles. Walk-on **Jace Christmann** also converted the first field goals of his career.

Scoring

| | | | | | |
|-------------------|---|----|----|---|-----|
| LSU | 0 | 7 | 0 | 0 | -7 |
| Mississippi State | 0 | 17 | 13 | 7 | -37 |

| | | | |
|-----|-------|-----|---------------------------------------------------------------|
| 2nd | 13:38 | MSU | Nick Fitzgerald 3 yd run (Jace Christmann kick) |
| | 09:44 | LSU | Darrel Williams 10 yd run (Jack Gonsoulin kick) |
| | 05:04 | MSU | Jace Christmann 30 yd field goal |
| | 00:07 | MSU | Nick Fitzgerald 3 yd run (Jace Christmann kick) |
| 3rd | 10:53 | MSU | Jace Christmann 45 yd field goal |
| | 05:10 | MSU | Keith Mixon 45 yd pass from Nick Fitzgerald (Christmann kick) |
| | 01:55 | MSU | Jace Christmann 27 yd field goal |
| 4th | 13:01 | MSU | Dedrick Thomas 20 yd pass from Fitzgerald (Christmann kick) |

Team Stats

| | LSU | MSU |
|--------------------------------|---------|---------|
| FIRST DOWNS | 13 | 25 |
| Rushing | 5 | 12 |
| Passing | 6 | 9 |
| Penalty | 2 | 4 |
| NET YARDS RUSHING | 133 | 285 |
| Rushing Attempts | 29 | 48 |
| Average Per Rush | 4.6 | 5.9 |
| NET YARDS PASSING | 137 | 180 |
| Completions-Attempts-Int | 13-29-0 | 15-23-0 |
| Average Per Attempt | 4.7 | 7.8 |
| Average Per Completion | 10.5 | 12.0 |
| TOTAL OFFENSE YARDS | 270 | 465 |
| Total offense plays | 58 | 71 |
| Average Gain Per Play | 4.7 | 6.5 |
| Fumbles: Number-Lost | 1-0 | 0-0 |
| Penalties: Number-Yards | 9-112 | 5-49 |
| PUNTS-YARDS | 7-286 | 3-138 |
| KICKOFFS-YARDS | 2-130 | 8-515 |
| Punt returns: Number-Yards-TD | 0-0-0 | 2-49-0 |
| Kickoff returns: Number-Yds-TD | 2-40-0 | 0-0-0 |
| Interceptions: Number-Yds-TD | 0-0-0 | 0-0-0 |
| Fumble Returns: Number-Yds-TD | 0-0-0 | 0-0-0 |
| Possession Time | 24:05 | 35:55 |
| Third-Down Conversions | 3 of 13 | 7 of 13 |
| Fourth-Down Conversions | 0 of 2 | 0 of 0 |
| Red-Zone Scores-Chances | 1-1 | 5-6 |
| Sacks By: Number-Yards | 1-2 | 2-8 |
| PAT Kicks | 1-1 | 4-4 |
| Field Goals | 0-0 | 3-3 |
| Points off turnovers | 0 | 0 |

GAME 4

#17/19 MSU **3**
 #11/12 Georgia **31**

Sept. 23, 2017
 Sanford Stadium
 Athens, Ga.
 92,746

Mississippi State

| RUSHING | Att. | Gain | Lost | Net | TD | Long | Avg. |
|------------------|------|------|------|-----|----|------|------|
| Nick Gibson | 5 | 53 | 1 | 52 | 0 | 39 | 10.4 |
| Nick Fitzgerald | 10 | 47 | 0 | 47 | 0 | 14 | 4.7 |
| Aeris Williams | 11 | 24 | 0 | 24 | 0 | 5 | 2.2 |
| Kylin Hill | 7 | 22 | 1 | 21 | 0 | 9 | 3.0 |
| Keytaon Thompson | 2 | 15 | 0 | 15 | 0 | 13 | 7.5 |
| Keith Mixon | 1 | 11 | 0 | 11 | 0 | 11 | 11.0 |
| Dontavian Lee | 1 | 7 | 0 | 7 | 0 | 7 | 7.0 |

| PASSING | Com | Att | Int | Yds | TD | Long | Sacks |
|------------------|-----|-----|-----|-----|----|------|-------|
| Fitzgerald, Nick | 14 | 29 | 2 | 83 | 0 | 21 | 0 |
| Keytaon Thompson | 1 | 4 | 0 | 20 | 0 | 20 | 0 |

| RECEIVING | No. | Yds. | TD | Long |
|----------------|-----|------|----|------|
| Aeris Williams | 5 | 12 | 0 | 9 |
| Keith Mixon | 3 | 12 | 0 | 5 |
| Dedrick Thomas | 2 | 41 | 0 | 21 |
| Jesse Jackson | 2 | 15 | 0 | 12 |
| Donald Gray | 2 | 13 | 0 | 7 |
| Kylin Hill | 1 | 10 | 0 | 10 |

| PUNTING | No. | Yds. | Avg. | Long | I20 | TB |
|-------------|-----|------|------|------|-----|----|
| Logan Cooke | 7 | 315 | 45.0 | 67 | 4 | 1 |

| FIELD GOALS | Att. | Made | Long | KICKS |
|-----------------|------|------|------|---------|
| Jace Christmann | 1 | 1 | 26 | made 26 |

| ALL RETURNS | Punts | | | Kickoffs | | | Intercepted | |
|-------------|-------|------|-----|----------|------|-----|-------------|------|
| | No. | Yds. | Lg. | No. | Yds. | Lg. | No. | Yds. |
| none | | | | | | | | |

Georgia

| RUSHING | Att. | Gain | Lost | Net | TD | Long | Avg. |
|---------------|------|------|------|-----|----|------|------|
| Nick Chubb | 15 | 83 | 2 | 81 | 2 | 28 | 5.4 |
| D'Andre Swift | 10 | 72 | 3 | 69 | 0 | 20 | 6.9 |
| Sony Michel | 7 | 32 | 0 | 32 | 0 | 8 | 4.6 |
| Brian Herrien | 9 | 26 | 5 | 21 | 0 | 7 | 2.3 |
| Jake Fromm | 1 | 0 | 0 | 0 | 0 | 0 | 0.0 |

| PASSING | Com | Att. | Int. | Yds. | TD | Long | Sacks |
|------------|-----|------|------|------|----|------|-------|
| Jake Fromm | 9 | 12 | 0 | 201 | 2 | 59 | 0 |

| RECEIVING | No. | Yds. | TD | Long |
|----------------|-----|------|----|------|
| Terry Godwin | 2 | 80 | 1 | 59 |
| Javon Wims | 2 | 43 | 0 | 27 |
| Isaac Nauta | 1 | 41 | 1 | 41 |
| Mecole Hardman | 1 | 18 | 0 | 18 |
| Jackson Harris | 1 | 8 | 0 | 8 |
| D'Andre Swift | 1 | 8 | 0 | 8 |
| Sony Michel | 1 | 3 | 0 | 3 |

| PUNTING | No. | Yds. | Avg. | Long | I20 | TB |
|------------------|-----|------|------|------|-----|----|
| Cameron Nizialek | 4 | 182 | 45.5 | 54 | 1 | 0 |

| FIELD GOALS | Att. | Made | Long | KICKS |
|---------------------|------|------|------|---------|
| Rodrigo Blankenship | 1 | 1 | 49 | made 49 |

| ALL RETURNS | Punts | | | Kickoffs | | | Intercepted | |
|----------------|-------|------|-----|----------|------|-----|-------------|------|
| | No. | Yds. | Lg. | No. | Yds. | Lg. | No. | Yds. |
| Mecole Hardman | 1 | -3 | 0 | 1 | 25 | 25 | 0 | 0 |
| D. Sanders | 0 | 0 | 0 | 0 | 0 | 0 | 1 | 15 |
| Deandre Baker | 0 | 0 | 0 | 0 | 0 | 0 | 1 | 22 |

No. 11 Georgia Takes Control Early, Beats MSU, 31-3

No. 11 Georgia scored on a 59-yard flea-flicker on its first play from scrimmage and never looked back as No. 17 MSU lost its first game of the season by a score of 31-3 on a Saturday night in Sanford Stadium. The Bulldogs did not manage a touchdown and got on the board prior to the half with **Jace Christmann's** 26-yard field goal to cap a 12-play, 51-yard drive. **Nick Fitzgerald** failed to reach the endzone for the first time in six games. Georgia scored touchdowns on its first two offensive possessions. They outscored State 17-0 in the third quarter and went 75 yards on their first possession of the second half. MSU was held to 4.0 yards per play and only 103 yards through the air. Nick Gibson rushed for a career-best 52 yards, including a long of 39. Dez Harris recorded a game-high and career-high 12 tackles to go along with one forced fumble. Johnathan Abram, a Georgia transfer, added six tackles and 0.5 tackles for loss. State remained winless in Athens since its last win in 1956.

Scoring

| Mississippi State | 0 | 3 | 0 | 0 | -3 |
|-------------------|----|---|----|---|-----|
| Georgia | 14 | 0 | 17 | 0 | -31 |

| | | | |
|-----|-------|-----|--------------------------------------------------------------|
| 1st | 12:37 | UGA | Terry Godwin 59 yd pass from J. Fromm (R. Blankenship kick) |
| | 06:16 | UGA | Nick Chubb 7 yd run (R. Blankenship kick) |
| 2nd | 01:14 | MSU | Jace Christmann 26 yd field goal |
| 3rd | 12:24 | UGA | Nick Chubb 28 yd run (R. Blankenship kick) |
| | 05:48 | UGA | Isaac Nauta 41 yd pass from Jake Fromm (R. Blankenship kick) |
| | 00:52 | UGA | R. Blankenship 49 yd field goal |

Team Stats

| | MSU | UGA |
|--------------------------------|---------|----------|
| FIRST DOWNS | 15 | 15 |
| Rushing | 10 | 7 |
| Passing | 5 | 7 |
| Penalty | 0 | 1 |
| NET YARDS RUSHING | 177 | 203 |
| Rushing Attempts | 37 | 42 |
| Average Per Rush | 4.8 | 4.8 |
| NET YARDS PASSING | 103 | 201 |
| Completions-Attempts-Int | 15-33-2 | 9-12-0 |
| Average Per Attempt | 3.1 | 16.8 |
| Average Per Completion | 6.9 | 22.3 |
| TOTAL OFFENSE YARDS | 280 | 404 |
| Total offense plays | 70 | 54 |
| Average Gain Per Play | 4.0 | 7.5 |
| Fumbles: Number-Lost | 0-0 | 1-1 |
| Penalties: Number-Yards | 4-35 | 4-35 |
| PUNTS-YARDS | 7-315 | 4-182 |
| KICKOFFS-YARDS | 2-130 | 6-390 |
| Punt returns: Number-Yards-TD | 0-0-0 | 1-(-3)-0 |
| Kickoff returns: Number-Yds-TD | 0-0-0 | 1-25-0 |
| Interceptions: Number-Yds-TD | 0-0-0 | 2-37-0 |
| Fumble Returns: Number-Yds-TD | 0-0-0 | 0-0-0 |
| Possession Time | 28:41 | 31:19 |
| Third-Down Conversions | 6 of 16 | 5 of 11 |
| Fourth-Down Conversions | 1 of 2 | 0 of 1 |
| Red-Zone Scores-Chances | 1-3 | 1-1 |
| Sacks By: Number-Yards | 0-0 | 0-0 |
| PAT Kicks | 0-0 | 4-4 |
| Field Goals | 1-1 | 1-1 |
| Points off turnovers | 0 | 10 |

Mississippi State Football Mississippi State Combined Team Statistics (as of Sep 23, 2017) All games

| Date | Opponent | Score | Att. | Record: | Overall | Home | Away | Neutral |
|----------------|---------------------|---------|-------|----------------|---------|------|------|---------|
| Sep 02, 2017 | CHARLESTON SOUTHERN | W 49-0 | 54215 | All games | 3-1 | 2-0 | 1-1 | 0-0 |
| Sep 09, 2017 | at LATECH | W 57-21 | 28100 | Conference | 1-1 | 1-0 | 0-1 | 0-0 |
| * Sep 16, 2017 | #11 LSU | W 37-7 | 60596 | Non-Conference | 2-0 | 1-0 | 1-0 | 0-0 |
| * Sep 23, 2017 | at #11 Georgia | L 3-31 | 92746 | | | | | |

| Rushing | gp | att | gain | loss | net | avg | td | lg | avg/g |
|------------------|----|-----|------|------|------|------|----|----|-------|
| Aeris Williams | 4 | 59 | 362 | 2 | 360 | 6.1 | 1 | 59 | 90.0 |
| Nick Fitzgerald | 4 | 41 | 291 | 4 | 287 | 7.0 | 5 | 44 | 71.8 |
| Kylin Hill | 4 | 28 | 159 | 3 | 156 | 5.6 | 1 | 19 | 39.0 |
| Nick Gibson | 4 | 19 | 137 | 6 | 131 | 6.9 | 0 | 39 | 32.8 |
| Keytaon Thompson | 4 | 11 | 76 | 2 | 74 | 6.7 | 0 | 16 | 18.5 |
| Dontavian Lee | 4 | 8 | 35 | 2 | 33 | 4.1 | 1 | 9 | 8.2 |
| Keith Mixon | 4 | 1 | 11 | 0 | 11 | 11.0 | 0 | 11 | 2.8 |
| Alec Murphy | 3 | 2 | 9 | 0 | 9 | 4.5 | 0 | 6 | 3.0 |
| Dedrick Thomas | 4 | 2 | 8 | 0 | 8 | 4.0 | 0 | 7 | 2.0 |
| B. Braswell | 1 | 1 | 4 | 0 | 4 | 4.0 | 0 | 4 | 4.0 |
| Total | 4 | 175 | 1092 | 22 | 1070 | 6.1 | 8 | 59 | 267.5 |
| Opponents | 4 | 160 | 717 | 211 | 506 | 3.2 | 4 | 28 | 126.5 |

| Passing | gp | effic | comp-att-int | pct | yds | td | lg | avg/g |
|------------------|----|--------|--------------|------|-----|----|----|-------|
| Nick Fitzgerald | 4 | 127.96 | 57-99-3 | 57.6 | 626 | 7 | 62 | 156.5 |
| Keytaon Thompson | 4 | 112.25 | 6-13-0 | 46.2 | 63 | 1 | 20 | 15.8 |
| Total | 4 | 126.14 | 63-112-3 | 56.2 | 689 | 8 | 62 | 172.2 |
| Opponents | 4 | 112.97 | 38-79-1 | 48.1 | 516 | 3 | 59 | 129.0 |

| Receiving | gp | no. | yds | avg | td | lg | avg/g |
|-----------------|----|-----|-----|------|----|----|-------|
| Donald Gray | 4 | 12 | 108 | 9.0 | 1 | 24 | 27.0 |
| Keith Mixon | 4 | 10 | 124 | 12.4 | 1 | 45 | 31.0 |
| Dedrick Thomas | 4 | 8 | 115 | 14.4 | 2 | 24 | 28.8 |
| Aeris Williams | 4 | 7 | 41 | 5.9 | 0 | 28 | 10.2 |
| Jordan Thomas | 4 | 6 | 56 | 9.3 | 1 | 17 | 14.0 |
| Jesse Jackson | 4 | 5 | 52 | 10.4 | 0 | 15 | 13.0 |
| Gabe Myles | 2 | 4 | 40 | 10.0 | 2 | 21 | 20.0 |
| Farrod Green | 4 | 3 | 90 | 30.0 | 0 | 62 | 22.5 |
| Reggie Todd | 4 | 3 | 24 | 8.0 | 0 | 11 | 6.0 |
| Jamal Couch | 4 | 1 | 11 | 11.0 | 1 | 11 | 2.8 |
| Kylin Hill | 4 | 1 | 10 | 10.0 | 0 | 10 | 2.5 |
| Osirus Mitchell | 2 | 1 | 9 | 9.0 | 0 | 9 | 4.5 |
| Justin Johnson | 4 | 1 | 5 | 5.0 | 0 | 5 | 1.2 |
| Nick Gibson | 4 | 1 | 4 | 4.0 | 0 | 4 | 1.0 |
| Total | 4 | 63 | 689 | 10.9 | 8 | 62 | 172.2 |
| Opponents | 4 | 38 | 516 | 13.6 | 3 | 59 | 129.0 |

| Field Goals | fg | pct. | 01-19 | 20-29 | 30-39 | 40-49 | 50-99 | lg | blk |
|-----------------|-----|-------|-------|-------|-------|-------|-------|----|-----|
| Tucker Day | 2-4 | 50.0 | 0-0 | 0-0 | 1-2 | 1-2 | 0-0 | 40 | 0 |
| Christmann,Jace | 4-4 | 100.0 | 0-0 | 2-2 | 1-1 | 1-1 | 0-0 | 45 | 0 |

| Scoring | td | fg | PAT | | | dxp | saf | pts |
|-----------------|----|-----|-------|------|-----|-----|-----|-----|
| | | | kick | rush | rcv | | | |
| Nick Fitzgerald | 5 | - | - | - | - | - | - | 30 |
| Jace Christmann | - | 4-4 | - | - | - | - | - | 20 |
| Tucker Day | - | 2-4 | 8-10 | - | - | - | - | 14 |
| Jeffery Simmons | 2 | - | - | - | - | - | - | 12 |
| Gabe Myles | 2 | - | - | - | - | - | - | 12 |
| Dedrick Thomas | 2 | - | - | - | - | - | - | 12 |
| Kylin Hill | 1 | - | - | - | - | - | - | 6 |
| Jamal Couch | 1 | - | - | - | - | - | - | 6 |
| Dontavian Lee | 1 | - | - | - | - | - | - | 6 |
| Jordan Thomas | 1 | - | - | - | - | - | - | 6 |
| Aeris Williams | 1 | - | - | - | - | - | - | 6 |
| Keith Mixon | 1 | - | - | - | - | - | - | 6 |
| Donald Gray | 1 | - | - | - | - | - | - | 6 |
| TEAM | - | - | - | - | - | - | - | 2 |
| Total | 18 | 6-8 | 16-18 | - | - | - | - | 146 |
| Opponents | 7 | 3-3 | 6-7 | - | - | - | - | 59 |

| Score by Quarters | 1st | 2nd | 3rd | 4th | OT | Total |
|-------------------|-----|-----|-----|-----|----|-------|
| Mississippi State | 39 | 52 | 41 | 14 | 0 | 146 |
| Opponents | 23 | 12 | 17 | 7 | 0 | 59 |

| # | Defensive Leaders | gp | Tackles | | | tfl/yds | Sacks no-yds | Pass defense | | | Fumbles | | blkd kick | saf |
|----|-------------------|----|---------|----|-----|---------|--------------|--------------|------|-----|---------|----|-----------|-----|
| | | | ua | a | tot | | | int-yds | brup | qbh | rcv-yds | ff | | |
| 11 | Dez Harris | 4 | 7 | 22 | 29 | 2.0-3 | 1.0-2 | . | . | . | . | 1 | . | |
| 41 | Mark McLaurin | 4 | 12 | 13 | 25 | . | . | 1-32 | 2 | . | . | . | . | |
| 94 | Jeffery Simmons | 4 | 7 | 14 | 21 | 2.5-13 | 2.5-13 | . | . | 2 | 1-90 | . | 2 | |
| 12 | J.T. Gray | 4 | 6 | 15 | 21 | 1.0-1 | . | . | . | . | . | 1 | . | |

| Team Statistics | MS | OPP |
|-------------------------|----------|---------|
| FIRST DOWNS | 90 | 50 |
| Rushing | 54 | 26 |
| Passing | 31 | 18 |
| Penalty | 5 | 6 |
| RUSHING YARDAGE | 1070 | 506 |
| Rushing Attempts | 175 | 160 |
| Average Per Rush | 6.1 | 3.2 |
| Average Per Game | 267.5 | 126.5 |
| TDs Rushing | 8 | 4 |
| PASSING YARDAGE | 689 | 516 |
| Comp-Att-Int | 63-112-3 | 38-79-1 |
| Average Per Pass | 6.2 | 6.5 |
| Average Per Catch | 10.9 | 13.6 |
| Average Per Game | 172.2 | 129.0 |
| TDs Passing | 8 | 3 |
| TOTAL OFFENSE | 1759 | 1022 |
| Average Per Play | 6.1 | 4.3 |
| Average Per Game | 439.8 | 255.5 |
| KICK RETURNS: #-Yards | 6-119 | 7-128 |
| PUNT RETURNS: #-Yards | 8-91 | 1--3 |
| INT RETURNS: #-Yards | 1-32 | 3-98 |
| FUMBLES-LOST | 0-0 | 9-3 |
| PENALTIES-Yards | 21-183 | 20-205 |
| PUNTS-AVG | 18-44.5 | 31-41.2 |
| TIME OF POSSESSION/Game | 30:13 | 29:47 |
| 3RD-DOWN Conversions | 24/54 | 14/53 |
| 4TH-DOWN Conversions | 2/4 | 1/5 |

| Interceptions | no. | yds | avg | td | lg |
|---------------|-----|-----|------|----|----|
| Mark McLaurin | 1 | 32 | 32.0 | 0 | 32 |

| Punting | no. | yds | avg | lg | tb | fc | i20 | 50+ | blk |
|------------------|-----|-----|------|----|----|----|-----|-----|-----|
| Logan Cooke | 17 | 773 | 45.5 | 67 | 1 | 10 | 9 | 6 | 0 |
| Kody Schexnayder | 1 | 28 | 28.0 | 28 | 0 | 0 | 0 | 0 | 0 |

| Punt Returns | no. | yds | avg | td | lg |
|-----------------|-----|-----|------|----|----|
| Gabe Myles | 5 | 18 | 3.6 | 0 | 19 |
| Donald Gray | 2 | 49 | 24.5 | 0 | 35 |
| Jeffery Simmons | 1 | 24 | 24.0 | 1 | 0 |
| Total | 8 | 91 | 11.4 | 1 | 35 |
| Opponents | 1 | -3 | -3.0 | 0 | 0 |

| Kick Returns | no. | yds | avg | td | lg |
|--------------|-----|-----|------|----|----|
| Keith Mixon | 3 | 42 | 14.0 | 0 | 15 |
| Donald Gray | 1 | 52 | 52.0 | 0 | 52 |
| Reggie Todd | 1 | 2 | 2.0 | 0 | 2 |
| Gabe Myles | 1 | 23 | 23.0 | 0 | 23 |
| Total | 6 | 119 | 19.8 | 0 | 52 |
| Opponents | 7 | 128 | 18.3 | 0 | 25 |

| All Purpose | g | rush | rcv | pr | kr | ir | total | avg/g |
|-----------------|---|------|-----|----|-----|----|-------|-------|
| Aeris Williams | 4 | 360 | 41 | 0 | 0 | 0 | 401 | 100.2 |
| Nick Fitzgerald | 4 | 287 | 0 | 0 | 0 | 0 | 287 | 71.8 |
| Donald Gray | 4 | 0 | 108 | 49 | 52 | 0 | 209 | 52.2 |
| Keith Mixon | 4 | 11 | 124 | 0 | 42 | 0 | 177 | 44.2 |
| Kylin Hill | 4 | 156 | 10 | 0 | 0 | 0 | 166 | 41.5 |
| Total | 4 | 1070 | 689 | 91 | 119 | 32 | 2001 | 500.2 |
| Opponents | 4 | 506 | 516 | -3 | 128 | 98 | 1245 | 311.2 |

| Total Offense | g | plays | rush | pass | total | avg/g |
|------------------|---|-------|------|------|-------|-------|
| Nick Fitzgerald | 4 | 140 | 287 | 626 | 913 | 228.2 |
| Aeris Williams | 4 | 59 | 360 | 0 | 360 | 90.0 |
| Kylin Hill | 4 | 28 | 156 | 0 | 156 | 39.0 |
| Keytaon Thompson | 4 | 24 | 74 | 63 | 137 | 34.2 |
| Nick Gibson | 4 | 19 | 131 | 0 | 131 | 32.8 |
| Total | 4 | 287 | 1070 | 689 | 1759 | 439.8 |
| Opponents | 4 | 239 | 506 | 516 | 1022 | 255.5 |

Mississippi State Football
Mississippi State Game Results (as of Sep 23, 2017)
All games

| Date | Opponent | | Score | Overall | Conference | Time | Attend |
|----------------|---------------------|---|-------|---------|------------|------|--------|
| Sep 02, 2017 | CHARLESTON SOUTHERN | W | 49-0 | 1-0 | 0-0 | 3:16 | 54215 |
| Sep 09, 2017 | at LATECH | W | 57-21 | 2-0 | 0-0 | 3:26 | 28100 |
| * Sep 16, 2017 | #11 LSU | W | 37-7 | 3-0 | 1-0 | 3:08 | 60596 |
| * Sep 23, 2017 | at #11 Georgia | L | 3-31 | 3-1 | 1-1 | 3:05 | 92746 |

Mississippi State Football
Mississippi State Overall Team Statistics (as of Sep 23, 2017)
All games

| Team Statistics | MS | OPP |
|-------------------------|-------------|-----------|
| SCORING | 146 | 59 |
| Points Per Game | 36.5 | 14.8 |
| Points Off Turnovers | 20 | 16 |
| FIRST DOWNS | 90 | 50 |
| Rushing | 54 | 26 |
| Passing | 31 | 18 |
| Penalty | 5 | 6 |
| RUSHING YARDAGE | 1070 | 506 |
| Yards gained rushing | 1092 | 717 |
| Yards lost rushing | 22 | 211 |
| Rushing Attempts | 175 | 160 |
| Average Per Rush | 6.1 | 3.2 |
| Average Per Game | 267.5 | 126.5 |
| TDs Rushing | 8 | 4 |
| PASSING YARDAGE | 689 | 516 |
| Comp-Att-Int | 63-112-3 | 38-79-1 |
| Average Per Pass | 6.2 | 6.5 |
| Average Per Catch | 10.9 | 13.6 |
| Average Per Game | 172.2 | 129.0 |
| TDs Passing | 8 | 3 |
| TOTAL OFFENSE | 1759 | 1022 |
| Total Plays | 287 | 239 |
| Average Per Play | 6.1 | 4.3 |
| Average Per Game | 439.8 | 255.5 |
| KICK RETURNS: #-Yards | 6-119 | 7-128 |
| PUNT RETURNS: #-Yards | 8-91 | 1--3 |
| INT RETURNS: #-Yards | 1-32 | 3-98 |
| KICK RETURN AVERAGE | 19.8 | 18.3 |
| PUNT RETURN AVERAGE | 11.4 | -3.0 |
| INT RETURN AVERAGE | 32.0 | 32.7 |
| FUMBLES-LOST | 0-0 | 9-3 |
| PENALTIES-Yards | 21-183 | 20-205 |
| Average Per Game | 45.8 | 51.2 |
| PUNTS-Yards | 18-801 | 31-1278 |
| Average Per Punt | 44.5 | 41.2 |
| Net punt average | 43.6 | 38.3 |
| KICKOFFS-Yards | 28-1811 | 15-916 |
| Average Per Kick | 64.7 | 61.1 |
| Net kick average | 42.2 | 38.1 |
| TIME OF POSSESSION/Game | 30:13 | 29:47 |
| 3RD-DOWN Conversions | 24/54 | 14/53 |
| 3rd-Down Pct | 44% | 26% |
| 4TH-DOWN Conversions | 2/4 | 1/5 |
| 4th-Down Pct | 50% | 20% |
| SACKS BY-Yards | 7-40 | 1-2 |
| MISC YARDS | 0 | 0 |
| TOUCHDOWNS SCORED | 18 | 7 |
| FIELD GOALS-ATTEMPTS | 6-8 | 3-3 |
| ON-SIDE KICKS | 0-0 | 0-0 |
| RED-ZONE SCORES | (16-21) 76% | (5-7) 71% |
| RED-ZONE TOUCHDOWNS | (12-21) 57% | (4-7) 57% |
| PAT-ATTEMPTS | (16-18) 89% | (6-7) 86% |
| ATTENDANCE | 114811 | 120846 |
| Games/Avg Per Game | 2/57406 | 2/60423 |
| Neutral Site Games | | 0/0 |

| Score by Quarters | 1st | 2nd | 3rd | 4th | OT | Total |
|-------------------|-----|-----|-----|-----|----|-------|
| Mississippi State | 39 | 52 | 41 | 14 | 0 | 146 |
| Opponents | 23 | 12 | 17 | 7 | 0 | 59 |

Mississippi State Football
Mississippi State Overall Individual Statistics (as of Sep 23, 2017)
All games

| Rushing | gp | att | gain | loss | net | avg | td | lg | avg/g |
|------------------|----|-----|------|------|------|------|----|----|-------|
| Aeris Williams | 4 | 59 | 362 | 2 | 360 | 6.1 | 1 | 59 | 90.0 |
| Nick Fitzgerald | 4 | 41 | 291 | 4 | 287 | 7.0 | 5 | 44 | 71.8 |
| Kylin Hill | 4 | 28 | 159 | 3 | 156 | 5.6 | 1 | 19 | 39.0 |
| Nick Gibson | 4 | 19 | 137 | 6 | 131 | 6.9 | 0 | 39 | 32.8 |
| Keytaon Thompson | 4 | 11 | 76 | 2 | 74 | 6.7 | 0 | 16 | 18.5 |
| Dontavian Lee | 4 | 8 | 35 | 2 | 33 | 4.1 | 1 | 9 | 8.2 |
| Keith Mixon | 4 | 1 | 11 | 0 | 11 | 11.0 | 0 | 11 | 2.8 |
| Alec Murphy | 3 | 2 | 9 | 0 | 9 | 4.5 | 0 | 6 | 3.0 |
| Deddrick Thomas | 4 | 2 | 8 | 0 | 8 | 4.0 | 0 | 7 | 2.0 |
| B. Braswell | 1 | 1 | 4 | 0 | 4 | 4.0 | 0 | 4 | 4.0 |
| TEAM | 3 | 3 | 0 | 3 | -3 | -1.0 | 0 | 0 | -1.0 |
| Total | 4 | 175 | 1092 | 22 | 1070 | 6.1 | 8 | 59 | 267.5 |
| Opponents | 4 | 160 | 717 | 211 | 506 | 3.2 | 4 | 28 | 126.5 |

| Passing | gp | effic | comp-att-int | pct | yds | td | lg | avg/g |
|------------------|----|--------|--------------|------|-----|----|----|-------|
| Nick Fitzgerald | 4 | 127.96 | 57-99-3 | 57.6 | 626 | 7 | 62 | 156.5 |
| Keytaon Thompson | 4 | 112.25 | 6-13-0 | 46.2 | 63 | 1 | 20 | 15.8 |
| Total | 4 | 126.14 | 63-112-3 | 56.2 | 689 | 8 | 62 | 172.2 |
| Opponents | 4 | 112.97 | 38-79-1 | 48.1 | 516 | 3 | 59 | 129.0 |

| Receiving | gp | no. | yds | avg | td | lg | avg/g |
|-----------------|----|-----|-----|------|----|----|-------|
| Donald Gray | 4 | 12 | 108 | 9.0 | 1 | 24 | 27.0 |
| Keith Mixon | 4 | 10 | 124 | 12.4 | 1 | 45 | 31.0 |
| Deddrick Thomas | 4 | 8 | 115 | 14.4 | 2 | 24 | 28.8 |
| Aeris Williams | 4 | 7 | 41 | 5.9 | 0 | 28 | 10.2 |
| Jordan Thomas | 4 | 6 | 56 | 9.3 | 1 | 17 | 14.0 |
| Jesse Jackson | 4 | 5 | 52 | 10.4 | 0 | 15 | 13.0 |
| Gabe Myles | 2 | 4 | 40 | 10.0 | 2 | 21 | 20.0 |
| Farrod Green | 4 | 3 | 90 | 30.0 | 0 | 62 | 22.5 |
| Reggie Todd | 4 | 3 | 24 | 8.0 | 0 | 11 | 6.0 |
| Jamal Couch | 4 | 1 | 11 | 11.0 | 1 | 11 | 2.8 |
| Kylin Hill | 4 | 1 | 10 | 10.0 | 0 | 10 | 2.5 |
| Osirus Mitchell | 2 | 1 | 9 | 9.0 | 0 | 9 | 4.5 |
| Justin Johnson | 4 | 1 | 5 | 5.0 | 0 | 5 | 1.2 |
| Nick Gibson | 4 | 1 | 4 | 4.0 | 0 | 4 | 1.0 |
| Total | 4 | 63 | 689 | 10.9 | 8 | 62 | 172.2 |
| Opponents | 4 | 38 | 516 | 13.6 | 3 | 59 | 129.0 |

| Punt Returns | no. | yds | avg | td | lg |
|-----------------|-----|-----|------|----|----|
| Gabe Myles | 5 | 18 | 3.6 | 0 | 19 |
| Donald Gray | 2 | 49 | 24.5 | 0 | 35 |
| Jeffery Simmons | 1 | 24 | 24.0 | 1 | 0 |
| Total | 8 | 91 | 11.4 | 1 | 35 |
| Opponents | 1 | -3 | -3.0 | 0 | 0 |

| Interceptions | no. | yds | avg | td | lg |
|---------------|-----|-----|------|----|----|
| Mark McLaurin | 1 | 32 | 32.0 | 0 | 32 |
| Total | 1 | 32 | 32.0 | 0 | 32 |
| Opponents | 3 | 98 | 32.7 | 0 | 61 |

| Kick Returns | no. | yds | avg | td | lg |
|--------------|-----|-----|------|----|----|
| Keith Mixon | 3 | 42 | 14.0 | 0 | 15 |
| Gabe Myles | 1 | 23 | 23.0 | 0 | 23 |
| Reggie Todd | 1 | 2 | 2.0 | 0 | 2 |
| Donald Gray | 1 | 52 | 52.0 | 0 | 52 |
| Total | 6 | 119 | 19.8 | 0 | 52 |
| Opponents | 7 | 128 | 18.3 | 0 | 25 |

| Fumble Returns | no. | yds | avg | td | lg |
|-----------------|-----|-----|------|----|----|
| Jeffery Simmons | 1 | 90 | 90.0 | 1 | 90 |
| Total | 1 | 90 | 90.0 | 1 | 90 |
| Opponents | 0 | 0 | 0.0 | 0 | 0 |

Mississippi State Football
Mississippi State Overall Individual Statistics (as of Sep 23, 2017)
All games

| Scoring | td | fg | PAT | | | | dpx | saf | pts |
|-----------------|----|-----|-------|------|-----|------|-----|-----|-----|
| | | | kick | rush | rcv | pass | | | |
| Nick Fitzgerald | 5 | - | - | - | - | - | - | - | 30 |
| Jace Christmann | - | 4-4 | 8-8 | - | - | - | - | - | 20 |
| Tucker Day | - | 2-4 | 8-10 | - | - | - | - | - | 14 |
| Dedrick Thomas | 2 | - | - | - | - | - | - | - | 12 |
| Jeffery Simmons | 2 | - | - | - | - | - | - | - | 12 |
| Gabe Myles | 2 | - | - | - | - | - | - | - | 12 |
| Dontavian Lee | 1 | - | - | - | - | - | - | - | 6 |
| Kylin Hill | 1 | - | - | - | - | - | - | - | 6 |
| Jamal Couch | 1 | - | - | - | - | - | - | - | 6 |
| Jordan Thomas | 1 | - | - | - | - | - | - | - | 6 |
| Donald Gray | 1 | - | - | - | - | - | - | - | 6 |
| Aeris Williams | 1 | - | - | - | - | - | - | - | 6 |
| Keith Mixon | 1 | - | - | - | - | - | - | - | 6 |
| TEAM | - | - | - | - | - | - | - | 2 | 4 |
| Total | 18 | 6-8 | 16-18 | - | - | - | - | 2 | 146 |
| Opponents | 7 | 3-3 | 6-7 | - | - | - | 1 | - | 59 |

| Total Offense | g | plays | rush | pass | total | avg/g |
|------------------|---|-------|------|------|-------|-------|
| Nick Fitzgerald | 4 | 140 | 287 | 626 | 913 | 228.2 |
| Aeris Williams | 4 | 59 | 360 | 0 | 360 | 90.0 |
| Kylin Hill | 4 | 28 | 156 | 0 | 156 | 39.0 |
| Keytaon Thompson | 4 | 24 | 74 | 63 | 137 | 34.2 |
| Nick Gibson | 4 | 19 | 131 | 0 | 131 | 32.8 |
| Dontavian Lee | 4 | 8 | 33 | 0 | 33 | 8.2 |
| Keith Mixon | 4 | 1 | 11 | 0 | 11 | 2.8 |
| Alec Murphy | 3 | 2 | 9 | 0 | 9 | 3.0 |
| Dedrick Thomas | 4 | 2 | 8 | 0 | 8 | 2.0 |
| B. Braswell | 1 | 1 | 4 | 0 | 4 | 4.0 |
| TEAM | 3 | 3 | -3 | 0 | -3 | -1.0 |
| Total | 4 | 287 | 1070 | 689 | 1759 | 439.8 |
| Opponents | 4 | 239 | 506 | 516 | 1022 | 255.5 |

| Field Goals | fg | pct. | 01-19 | 20-29 | 30-39 | 40-49 | 50-99 | lg | blk |
|------------------|-----|-------|-------|-------|-------|-------|-------|----|-----|
| Tucker Day | 2-4 | 50.0 | 0-0 | 0-0 | 1-2 | 1-2 | 0-0 | 40 | 0 |
| Christmann, Jace | 4-4 | 100.0 | 0-0 | 2-2 | 1-1 | 1-1 | 0-0 | 45 | 0 |

| FG Sequence | Mississippi State | Opponents |
|---------------------|-------------------|-----------|
| Charleston Southern | 32,(40),47 | - |
| LATECH | (36) | (27),(45) |
| LSU | (30),(45),(27) | - |
| Georgia | (26) | (49) |

Numbers in (parentheses) indicate field goal was made.

| Punting | no. | yds | avg | lg | tb | fc | i20 | 50+ | blk |
|------------------|-----|------|------|----|----|----|-----|-----|-----|
| Logan Cooke | 17 | 773 | 45.5 | 67 | 1 | 10 | 9 | 6 | 0 |
| Kody Schexnayder | 1 | 28 | 28.0 | 28 | 0 | 0 | 0 | 0 | 0 |
| Total | 18 | 801 | 44.5 | 67 | 1 | 10 | 9 | 6 | 0 |
| Opponents | 31 | 1278 | 41.2 | 54 | 0 | 16 | 4 | 5 | 1 |

| Kickoffs | no. | yds | avg | tb | ob | retn | net | ydln |
|-------------|-----|------|------|----|----|------|------|------|
| Logan Cooke | 26 | 1681 | 64.7 | 18 | 1 | | | |
| Tucker Day | 2 | 130 | 65.0 | 2 | 0 | | | |
| Total | 28 | 1811 | 64.7 | 20 | 1 | 18.3 | 42.2 | 22 |
| Opponents | 15 | 916 | 61.1 | 9 | 0 | 19.8 | 38.1 | 26 |

Mississippi State Football
Mississippi State Overall Individual Statistics (as of Sep 23, 2017)
All games

| All Purpose | g | rush | rcv | pr | kr | ir | total | avg/g |
|-----------------|---|------|-----|----|-----|----|-------|-------|
| Aeris Williams | 4 | 360 | 41 | 0 | 0 | 0 | 401 | 100.2 |
| Nick Fitzgerald | 4 | 287 | 0 | 0 | 0 | 0 | 287 | 71.8 |
| Donald Gray | 4 | 0 | 108 | 49 | 52 | 0 | 209 | 52.2 |
| Keith Mixon | 4 | 11 | 124 | 0 | 42 | 0 | 177 | 44.2 |
| Kylin Hill | 4 | 156 | 10 | 0 | 0 | 0 | 166 | 41.5 |
| Nick Gibson | 4 | 131 | 4 | 0 | 0 | 0 | 135 | 33.8 |
| Dedrick Thoma | 4 | 8 | 115 | 0 | 0 | 0 | 123 | 30.8 |
| Farrod Green | 4 | 0 | 90 | 0 | 0 | 0 | 90 | 22.5 |
| Gabe Myles | 2 | 0 | 40 | 18 | 23 | 0 | 81 | 40.5 |
| Keytaon Thomp | 4 | 74 | 0 | 0 | 0 | 0 | 74 | 18.5 |
| Jordan Thomas | 4 | 0 | 56 | 0 | 0 | 0 | 56 | 14.0 |
| Jesse Jackson | 4 | 0 | 52 | 0 | 0 | 0 | 52 | 13.0 |
| Dontavian Lee | 4 | 33 | 0 | 0 | 0 | 0 | 33 | 8.2 |
| Mark McLaurin | 4 | 0 | 0 | 0 | 0 | 32 | 32 | 8.0 |
| Reggie Todd | 4 | 0 | 24 | 0 | 2 | 0 | 26 | 6.5 |
| Jeffery Simmons | 4 | 0 | 0 | 24 | 0 | 0 | 24 | 6.0 |
| Jamal Couch | 4 | 0 | 11 | 0 | 0 | 0 | 11 | 2.8 |
| Osirus Mitchell | 2 | 0 | 9 | 0 | 0 | 0 | 9 | 4.5 |
| Alec Murphy | 3 | 9 | 0 | 0 | 0 | 0 | 9 | 3.0 |
| Justin Johnson | 4 | 0 | 5 | 0 | 0 | 0 | 5 | 1.2 |
| B. Braswell | 1 | 4 | 0 | 0 | 0 | 0 | 4 | 4.0 |
| TEAM | 3 | -3 | 0 | 0 | 0 | 0 | -3 | -1.0 |
| Total | 4 | 1070 | 689 | 91 | 119 | 32 | 2001 | 500.2 |
| Opponents | 4 | 506 | 516 | -3 | 128 | 98 | 1245 | 311.2 |

Mississippi State Football
Mississippi State Overall Defensive Statistics (as of Sep 23, 2017)
All games

| ## | Defensive Leaders | gp | Tackles | | | tfl/yds | Sacks no-yds | Pass defense | | | Fumbles | | blkd | |
|-----------|--------------------|----|---------|-----|-----|---------|-----------------|--------------|------|-----|---------|----|------|-----|
| | | | ua | a | tot | | | int-yds | brup | qbh | rcv-yds | ff | kick | saf |
| 11 | Dez Harris | 4 | 7 | 22 | 29 | 2.0-3 | 1.0-2 | . | . | 2 | . | 1 | . | . |
| 41 | Mark McLaurin | 4 | 12 | 13 | 25 | . | . | 1-32 | 2 | . | . | . | . | . |
| 94 | Jeffery Simmons | 4 | 7 | 14 | 21 | 2.5-13 | 2.5-13 | . | . | 2 | 1-90 | . | 2 | . |
| 12 | J.T. Gray | 4 | 6 | 15 | 21 | 1.0-1 | . | . | 2 | . | . | 1 | . | . |
| 38 | Johnathan Abram | 4 | 8 | 9 | 17 | 1.0-6 | 0.5-5 | . | 1 | . | . | . | . | . |
| 4 | Gerri Green | 4 | 5 | 11 | 16 | 2.0-12 | 2.0-12 | . | . | . | . | 2 | . | . |
| 10 | Leo Lewis | 4 | 2 | 13 | 15 | 0.5-6 | 0.5-6 | . | 1 | . | . | 1 | . | . |
| 40 | Erroll Thompson | 4 | 3 | 9 | 12 | . | . | . | . | . | . | . | . | . |
| 52 | Kobe Jones | 4 | 4 | 7 | 11 | 2.5-5 | . | . | . | . | . | 1 | . | . |
| 96 | Tre Brown | 4 | 5 | 6 | 11 | 2.5-6 | . | . | . | 1 | 1-0 | . | . | . |
| 9 | Montez Sweat | 4 | 2 | 8 | 10 | 1.5-3 | . | . | . | 1 | . | . | . | . |
| 43 | Fletcher Adams | 4 | 3 | 5 | 8 | 1.5-8 | . | . | 1 | . | . | 1 | . | . |
| 13 | Cameron Dantzler | 4 | 6 | 2 | 8 | 1.0-8 | . | . | 1 | . | . | . | . | . |
| 2 | Jamal Peters | 4 | 2 | 6 | 8 | . | . | . | . | . | 1-0 | . | . | . |
| 1 | Brandon Bryant | 4 | 4 | 4 | 8 | . | . | . | 1 | . | . | . | . | . |
| 4S | Marquiss Spencer | 4 | 3 | 4 | 7 | 1.5-4 | 0.5-2 | . | . | . | . | . | . | . |
| 7C | Tolando Cleveland | 4 | . | 7 | 7 | . | . | . | . | . | . | . | . | . |
| 6A | Willie Gay Jr. | 4 | 3 | 4 | 7 | 1.0-3 | . | . | . | . | . | . | . | . |
| 50 | Tim Washington | 4 | 1 | 5 | 6 | . | . | . | . | . | . | . | . | . |
| 90 | Grant Harris | 4 | 2 | 4 | 6 | . | . | . | . | 1 | . | . | . | . |
| 3 | Traver Jung | 3 | 2 | 3 | 5 | 1.0-2 | . | . | . | . | . | . | . | . |
| 29 | C.J. Morgan | 4 | 4 | 1 | 5 | . | . | . | . | . | . | . | . | . |
| 34 | Cory Thomas | 2 | 2 | 2 | 4 | . | . | . | . | . | . | 1 | . | . |
| 25 | Lashard Durr | 4 | 2 | 2 | 4 | . | . | . | 1 | . | . | . | . | . |
| 49 | Stephen Adegoke | 2 | 2 | 2 | 4 | . | . | . | 1 | . | . | . | . | . |
| 92 | Kendell Jones | 2 | . | 3 | 3 | 0.5-2 | . | . | . | . | . | . | . | . |
| 95 | Braxton Hoyett | 3 | 1 | 2 | 3 | 1.0-1 | . | . | . | 1 | . | . | . | . |
| 23 | Keith Mixon | 4 | . | 2 | 2 | . | . | . | . | . | . | . | . | . |
| 16 | Korey Charles | 2 | 1 | 1 | 2 | . | . | . | . | . | . | . | . | . |
| 24 | Chris Rayford | 4 | 1 | 1 | 2 | . | . | . | . | . | . | . | . | . |
| 73 | Darryl Williams | 4 | 1 | . | 1 | . | . | . | . | . | . | . | . | . |
| 45 | Josiah Phillips | 4 | . | 1 | 1 | . | . | . | . | . | . | . | . | . |
| 28 | Dontavian Lee | 4 | . | 1 | 1 | . | . | . | . | . | . | . | . | . |
| 86 | Jesse Jackson | 4 | . | 1 | 1 | . | . | . | . | . | . | . | . | . |
| 31 | Maurice Smitherman | 4 | . | 1 | 1 | . | . | . | . | . | . | . | . | . |
| 6 | Donald Gray | 4 | 1 | . | 1 | . | . | . | . | . | . | . | . | . |
| 7 | Nick Fitzgerald | 4 | 1 | . | 1 | . | . | . | . | . | . | . | . | . |
| 22 | Aeris Williams | 4 | . | 1 | 1 | . | . | . | . | . | . | . | . | . |
| TM | TEAM | 3 | . | . | . | . | . | . | . | . | . | . | . | 2 |
| Total | | 4 | 103 | 192 | 295 | 23-83 | 7-40 | 1-32 | 11 | 8 | 3-90 | 8 | 2 | 2 |
| Opponents | | 4 | 126 | 212 | 338 | 15-26 | 1-2 | 3-98 | 16 | 10 | . | . | 2 | . |

Mississippi State Football
Mississippi State Team Game-by-Game (as of Sep 23, 2017)
All games

TEAM STATISTICS

| Date | Opponent | Rushing | | | | Receiving | | | | Passing | | | | Kick Returns | | | | Punt Returns | | | | tot off | | |
|-------------------|---------------------|---------|------|----|----|-----------|-----|----|----|---------|-----|-----|-----|--------------|----|-----|-----|--------------|----|-----|-----|------------|----|------|
| | | no. | yds | td | lg | no. | yds | td | lg | cmp | att | int | yds | td | lg | no. | yds | td | lg | no. | yds | | td | lg |
| Sep 02 | CHARLESTON SOUTHERN | 50 | 281 | 3 | 19 | 20 | 274 | 3 | 62 | 20 | 36 | 0 | 274 | 3 | 62 | 2 | 75 | 0 | 52 | 3 | 22 | 0 | 19 | 555 |
| Sep 09 | at LATECH | 40 | 327 | 3 | 59 | 13 | 132 | 3 | 28 | 13 | 20 | 1 | 132 | 3 | 28 | 4 | 44 | 0 | 15 | 3 | 20 | 1 | 5 | 459 |
| Sep 16 | LSU | 48 | 285 | 2 | 28 | 15 | 180 | 2 | 45 | 15 | 23 | 0 | 180 | 2 | 45 | 0 | 0 | 0 | 0 | 2 | 49 | 0 | 35 | 465 |
| Sep 23 | at Georgia | 37 | 177 | 0 | 39 | 15 | 103 | 0 | 21 | 15 | 33 | 2 | 103 | 0 | 21 | 0 | 0 | 0 | 0 | 0 | 0 | 0 | 0 | 280 |
| Mississippi State | | 175 | 1070 | 8 | 59 | 63 | 689 | 8 | 62 | 63 | 112 | 3 | 689 | 8 | 62 | 6 | 119 | 0 | 52 | 8 | 91 | 1 | 35 | 1759 |
| | | 160 | 506 | 4 | 28 | 38 | 516 | 3 | 59 | 38 | 79 | 1 | 516 | 3 | 59 | 7 | 128 | 0 | 25 | 1 | -3 | 0 | 0 | 1022 |

Games: 4 • Avg/rush: 6.1 • Avg/catch: 10.9 • Pass effic: 126.14 • KR avg: 19.8 • PR avg: 11.4 • All purpose avg/game: 500.2 • Total offense avg/gm: 439.8

| Date | Opponent | Tackles | | | | Sacks no-yds | Fumble | | Pass Defense | | | blkd kick | PAT Attempts | | | off | | |
|-------------------|-------------------|---------|-----|-------|---------|-----------------|--------|--------|--------------|-----|------|--------------|--------------|------|-----|-----|-----|-----|
| | | ua | a | total | tfl-yds | | ff | fr-yds | int-yds | qbh | brup | | kick | rush | rcv | saf | t/o | pts |
| Sep 02 | CHARLESTON SOUTHE | 24 | 44 | 68 | 10.0-36 | 1.0-7 | 4 | 0-0 | 0-0 | 2 | 1 | 0 | 6-6 | 0 | 0 | 2 | 0 | 49 |
| Sep 09 | at LATECH | 43 | 32 | 75 | 6.0-27 | 4.0-25 | 2 | 2-90 | 1-32 | 0 | 4 | 2 | 6-8 | 0 | 0 | 0 | 20 | 57 |
| Sep 16 | LSU | 15 | 56 | 71 | 4.0-10 | 2.0-8 | 1 | 0-0 | 0-0 | 6 | 6 | 0 | 4-4 | 0 | 0 | 0 | 0 | 37 |
| Sep 23 | at Georgia | 21 | 60 | 81 | 3.0-10 | 0.0-0 | 1 | 1-0 | 0-0 | 0 | 0 | 0 | 0-0 | 0 | 0 | 0 | 0 | 3 |
| Mississippi State | | 103 | 192 | 295 | 23.0-83 | 7.0-40 | 8 | 3-90 | 1-32 | 8 | 11 | 2 | 16-18 | 0 | 0 | 2 | 20 | 146 |
| | | 126 | 212 | 338 | 15.0-26 | 1.0-2 | 0 | 0-0 | 3-98 | 10 | 16 | 2 | 6-7 | 0 | 0 | 0 | 16 | 59 |

| Date | Opponent | Punting | | | | | | Field Goals | | | | Kickoffs | | | | | | |
|-------------------|-------------------|---------|------|------|------|------|----|-------------|-----|-----|--------|----------|------|-----|------|------|----|----|
| | | no. | yds | avg | long | blkd | tb | fc | 50+ | i20 | md-att | long | blkd | no. | yds | avg | tb | ob |
| Sep 02 | CHARLESTON SOUTHE | 5 | 205 | 41.0 | 59 | 0 | 0 | 3 | 1 | 2 | 1-3 | 40 | 0 | 8 | 516 | 64.5 | 4 | 0 |
| Sep 09 | at LATECH | 3 | 143 | 47.7 | 55 | 0 | 0 | 2 | 1 | 1 | 1-1 | 36 | 0 | 10 | 650 | 65.0 | 10 | 0 |
| Sep 16 | LSU | 3 | 138 | 46.0 | 50 | 0 | 0 | 1 | 1 | 2 | 3-3 | 45 | 0 | 8 | 515 | 64.4 | 5 | 1 |
| Sep 23 | at Georgia | 7 | 315 | 45.0 | 67 | 0 | 1 | 4 | 3 | 4 | 1-1 | 26 | 0 | 2 | 130 | 65.0 | 1 | 0 |
| Mississippi State | | 18 | 801 | 44.5 | 67 | 0 | 1 | 10 | 6 | 9 | 6-8 | 45 | 0 | 28 | 1811 | 64.7 | 20 | 1 |
| | | 31 | 1278 | 41.2 | 54 | 1 | 0 | 16 | 5 | 4 | 3-3 | 49 | 0 | 15 | 916 | 61.1 | 9 | 0 |

Mississippi State Football
Mississippi State Opponent Game-by-Game (as of Sep 23, 2017)
All games

OPPONENT STATISTICS

| Date | Opponent | Rushing | | | | Receiving | | | | Passing | | | | Kick Returns | | | | Punt Returns | | | | tot off | | |
|-----------|---------------------|---------|------|----|----|-----------|-----|----|----|---------|-----|-----|-----|--------------|----|-----|-----|--------------|----|-----|-----|------------|----|------|
| | | no. | yds | td | lg | no. | yds | td | lg | cmp | att | int | yds | td | lg | no. | yds | td | lg | no. | yds | | td | lg |
| Sep 02 | CHARLESTON SOUTHERN | 39 | 18 | 0 | 8 | 3 | 15 | 0 | 4 | 3 | 8 | 0 | 15 | 0 | 4 | 4 | 63 | 0 | 23 | 0 | 0 | 0 | 0 | 33 |
| Sep 09 | at LATECH | 50 | 152 | 1 | 24 | 13 | 163 | 1 | 58 | 13 | 30 | 1 | 163 | 1 | 58 | 0 | 0 | 0 | 0 | 0 | 0 | 0 | 0 | 315 |
| Sep 16 | LSU | 29 | 133 | 1 | 25 | 13 | 137 | 0 | 19 | 13 | 29 | 0 | 137 | 0 | 19 | 2 | 40 | 0 | 21 | 0 | 0 | 0 | 0 | 270 |
| Sep 23 | at Georgia | 42 | 203 | 2 | 28 | 9 | 201 | 2 | 59 | 9 | 12 | 0 | 201 | 2 | 59 | 1 | 25 | 0 | 25 | 1 | -3 | 0 | 0 | 404 |
| Opponents | | 160 | 506 | 4 | 28 | 38 | 516 | 3 | 59 | 38 | 79 | 1 | 516 | 3 | 59 | 7 | 128 | 0 | 25 | 1 | -3 | 0 | 0 | 1022 |
| | | 175 | 1070 | 8 | 59 | 63 | 689 | 8 | 62 | 63 | 112 | 3 | 689 | 8 | 62 | 6 | 119 | 0 | 52 | 8 | 91 | 1 | 35 | 1759 |

Games: 4 • Avg/rush: 3.2 • Avg/catch: 13.6 • Pass effic: 112.97 • KR avg: 18.3 • PR avg: -3.0 • All purpose avg/game: 311.2 • Total offense avg/gm: 255.5

| Date | Opponent | Tackles | | | | Sacks no-yds | Fumble | | Pass Defense | | | blkd kick | PAT Attempts | | | off | | | | | | | | |
|-----------|-------------------|---------|-----|-------|---------|-----------------|--------|--------|--------------|-----|------|--------------|--------------|------|-----|-----|-----|-----|-----|---|---|---|---|-----|
| | | ua | a | total | tfl-yds | | ff | fr-yds | int-yds | qbh | brup | | kick | rush | rcv | saf | t/o | pts | | | | | | |
| Sep 02 | CHARLESTON SOUTHE | 32 | 72 | 104 | 5.0-6 | 0.0-0 | 0 | 0-0 | 0-0 | 6 | 5 | 0 | 0-0 | 0 | 0 | 0 | 0 | 0 | 0 | 0 | 0 | 0 | 0 | 0 |
| Sep 09 | at LATECH | 34 | 36 | 70 | 4.0-7 | 0.0-0 | 0 | 0-0 | 1-61 | 1 | 2 | 2 | 1-2 | 0 | 0 | 0 | 0 | 6 | 21 | | | | | 21 |
| Sep 16 | LSU | 27 | 64 | 91 | 3.0-5 | 1.0-2 | 0 | 0-0 | 0-0 | 3 | 3 | 0 | 1-1 | 0 | 0 | 0 | 0 | 0 | 7 | | | | | 7 |
| Sep 23 | at Georgia | 33 | 40 | 73 | 3.0-8 | 0.0-0 | 0 | 0-0 | 2-37 | 0 | 6 | 0 | 4-4 | 0 | 0 | 0 | 0 | 10 | 31 | | | | | 31 |
| Opponents | | 126 | 212 | 338 | 15.0-26 | 1.0-2 | 0 | 0-0 | 3-98 | 10 | 16 | 2 | 6-7 | 0 | 0 | 0 | 0 | 16 | 59 | | | | | 59 |
| | | 103 | 192 | 295 | 23.0-83 | 7.0-40 | 8 | 3-90 | 1-32 | 8 | 11 | 2 | 16-18 | 0 | 0 | 0 | 2 | 20 | 146 | | | | | 146 |

| Date | Opponent | Punting | | | | | | Field Goals | | | | Kickoffs | | | | | | |
|-----------|-------------------|---------|------|------|------|------|----|-------------|-----|-----|--------|----------|------|-----|------|------|----|----|
| | | no. | yds | avg | long | blkd | tb | fc | 50+ | i20 | md-att | long | blkd | no. | yds | avg | tb | ob |
| Sep 02 | CHARLESTON SOUTHE | 12 | 537 | 44.8 | 54 | 0 | 0 | 5 | 2 | 2 | 0-0 | 0 | 0 | 3 | 180 | 60.0 | 1 | 0 |
| Sep 09 | at LATECH | 8 | 273 | 34.1 | 47 | 1 | 0 | 4 | 0 | 0 | 2-2 | 45 | 0 | 4 | 216 | 54.0 | 0 | 0 |
| Sep 16 | LSU | 7 | 286 | 40.9 | 53 | 0 | 0 | 4 | 2 | 1 | 0-0 | 0 | 0 | 2 | 130 | 65.0 | 2 | 0 |
| Sep 23 | at Georgia | 4 | 182 | 45.5 | 54 | 0 | 0 | 3 | 1 | 1 | 1-1 | 49 | 0 | 6 | 390 | 65.0 | 6 | 0 |
| Opponents | | 31 | 1278 | 41.2 | 54 | 1 | 0 | 16 | 5 | 4 | 3-3 | 49 | 0 | 15 | 916 | 61.1 | 9 | 0 |
| | | 18 | 801 | 44.5 | 67 | 0 | 1 | 10 | 6 | 9 | 6-8 | 45 | 0 | 28 | 1811 | 64.7 | 20 | 1 |

Mississippi State Football
Mississippi State Game Superlatives (as of Sep 23, 2017)
All games

INDIVIDUAL GAME HIGHS

| | | |
|---------------------|------|-------------------------------------------------------|
| Rushes | 23 | Williams,Aeris vs LSU (Sep 16, 2017) |
| Yards Rushing | 146 | Williams,Aeris vs LSU (Sep 16, 2017) |
| TD Rushes | 2 | Nick Fitzgerald at LATECH (Sep 09, 2017) |
| | 2 | Fitzgerald,Nick vs LSU (Sep 16, 2017) |
| Long Rush | 59 | Aeris Williams at LATECH (Sep 09, 2017) |
| Pass attempts | 29 | Nick Fitzgerald vs Charleston Southern (Sep 02, 2017) |
| | 29 | Fitzgerald,Nick at Georgia (Sep 23, 2017) |
| Pass completions | 16 | Nick Fitzgerald vs Charleston Southern (Sep 02, 2017) |
| Yards Passing | 239 | Nick Fitzgerald vs Charleston Southern (Sep 02, 2017) |
| TD Passes | 3 | Nick Fitzgerald at LATECH (Sep 09, 2017) |
| Long Pass | 62 | Nick Fitzgerald vs Charleston Southern (Sep 02, 2017) |
| Receptions | 6 | Mixon,Keith vs LSU (Sep 16, 2017) |
| Yards Receiving | 97 | Mixon,Keith vs LSU (Sep 16, 2017) |
| TD Receptions | 1 | Gabe Myles vs Charleston Southern (Sep 02, 2017) |
| | 1 | Jamal Couch vs Charleston Southern (Sep 02, 2017) |
| | 1 | Dedrick Thomas vs Charleston Southern (Sep 02, 2017) |
| | 1 | Donald Gray at LATECH (Sep 09, 2017) |
| | 1 | Jordan Thomas at LATECH (Sep 09, 2017) |
| | 1 | Gabe Myles at LATECH (Sep 09, 2017) |
| | 1 | Mixon,Keith vs LSU (Sep 16, 2017) |
| | 1 | Thomas,Dedrick vs LSU (Sep 16, 2017) |
| Long Reception | 62 | Farrod Green vs Charleston Southern (Sep 02, 2017) |
| Field Goals | 3 | Christmann,Jace vs LSU (Sep 16, 2017) |
| Long Field Goal | 45 | Christmann,Jace vs LSU (Sep 16, 2017) |
| Punts | 7 | Cooke,Logan at Georgia (Sep 23, 2017) |
| Punting Avg | 47.7 | Logan Cooke at LATECH (Sep 09, 2017) |
| Long Punt | 67 | Cooke,Logan at Georgia (Sep 23, 2017) |
| Punts inside 20 | 4 | Cooke,Logan at Georgia (Sep 23, 2017) |
| Long Punt Return | 35 | Gray,Donald vs LSU (Sep 16, 2017) |
| Long Kickoff Return | 52 | Donald Gray vs Charleston Southern (Sep 02, 2017) |
| Tackles | 12 | Harris,Dez at Georgia (Sep 23, 2017) |
| Sacks | 2.0 | Gerri Green at LATECH (Sep 09, 2017) |
| Tackles For Loss | 2.5 | Kobe Jones vs Charleston Southern (Sep 02, 2017) |
| Interceptions | 1 | Mark McLaurin at LATECH (Sep 09, 2017) |

Mississippi State Football
Mississippi State Game Superlatives (as of Sep 23, 2017)
All games

TEAM GAME HIGHS

| | | |
|------------------|------|---------------------------------------|
| Rushes | 50 | vs Charleston Southern (Sep 02, 2017) |
| Yards Rushing | 327 | at LATECH (Sep 09, 2017) |
| Yards Per Rush | 8.2 | at LATECH (Sep 09, 2017) |
| TD Rushes | 3 | vs Charleston Southern (Sep 02, 2017) |
| | 3 | at LATECH (Sep 09, 2017) |
| Pass attempts | 36 | vs Charleston Southern (Sep 02, 2017) |
| Pass completions | 20 | vs Charleston Southern (Sep 02, 2017) |
| Yards Passing | 274 | vs Charleston Southern (Sep 02, 2017) |
| Yards Per Pass | 7.8 | vs LSU (Sep 16, 2017) |
| TD Passes | 3 | vs Charleston Southern (Sep 02, 2017) |
| | 3 | at LATECH (Sep 09, 2017) |
| Total Plays | 86 | vs Charleston Southern (Sep 02, 2017) |
| Total Offense | 555 | vs Charleston Southern (Sep 02, 2017) |
| Yards Per Play | 7.7 | at LATECH (Sep 09, 2017) |
| Points | 57 | at LATECH (Sep 09, 2017) |
| Sacks By | 4 | at LATECH (Sep 09, 2017) |
| First Downs | 29 | vs Charleston Southern (Sep 02, 2017) |
| Penalties | 7 | vs Charleston Southern (Sep 02, 2017) |
| Penalty Yards | 60 | vs Charleston Southern (Sep 02, 2017) |
| Turnovers | 2 | at Georgia (Sep 23, 2017) |
| Interceptions By | 1 | at LATECH (Sep 09, 2017) |
| Punts | 7 | at Georgia (Sep 23, 2017) |
| Punting Avg | 47.7 | at LATECH (Sep 09, 2017) |
| Long Punt | 67 | at Georgia (Sep 23, 2017) |
| Punts inside 20 | 4 | at Georgia (Sep 23, 2017) |
| Long Punt Return | 35 | vs LSU (Sep 16, 2017) |

Mississippi State Football
Mississippi State Game Superlatives (as of Sep 23, 2017)
All games

OPPONENT INDIVIDUAL GAME HIGHS

| | | |
|---------------------|------|-----------------------------------------------------|
| Rushes | 18 | CRAFT, Jarred, at LATECH (Sep 09, 2017) |
| Yards Rushing | 96 | SCOTT, Boston, at LATECH (Sep 09, 2017) |
| TD Rushes | 2 | Nick Chubb, at Georgia (Sep 23, 2017) |
| Long Rush | 28 | Nick Chubb, at Georgia (Sep 23, 2017) |
| Pass attempts | 29 | Danny Etling, vs LSU (Sep 16, 2017) |
| Pass completions | 13 | Danny Etling, vs LSU (Sep 16, 2017) |
| Yards Passing | 201 | Jake Fromm, at Georgia (Sep 23, 2017) |
| TD Passes | 2 | Jake Fromm, at Georgia (Sep 23, 2017) |
| Long Pass | 59 | Jake Fromm, at Georgia (Sep 23, 2017) |
| Receptions | 3 | GAINES, Marcus, at LATECH (Sep 09, 2017) |
| | 3 | VEAL, Teddy, at LATECH (Sep 09, 2017) |
| | 3 | DJ Chark, vs LSU (Sep 16, 2017) |
| Yards Receiving | 104 | GAINES, Marcus, at LATECH (Sep 09, 2017) |
| TD Receptions | 1 | COUSAR, Zach, at LATECH (Sep 09, 2017) |
| | 1 | Terry Godwin, at Georgia (Sep 23, 2017) |
| | 1 | Isaac Nauta, at Georgia (Sep 23, 2017) |
| Long Reception | 59 | Terry Godwin, at Georgia (Sep 23, 2017) |
| Field Goals | 2 | BARNES, J., at LATECH (Sep 09, 2017) |
| Long Field Goal | 49 | R. Blankenship, at Georgia (Sep 23, 2017) |
| Punts | 12 | REIGHARD, K., vs Charleston Southern (Sep 02, 2017) |
| Punting Avg | 45.5 | C. Nizialek, at Georgia (Sep 23, 2017) |
| Long Punt | 54 | REIGHARD, K., vs Charleston Southern (Sep 02, 2017) |
| | 54 | C. Nizialek, at Georgia (Sep 23, 2017) |
| Punts inside 20 | 2 | REIGHARD, K., vs Charleston Southern (Sep 02, 2017) |
| Long Kickoff Return | 25 | Mecole Hardman, at Georgia (Sep 23, 2017) |
| Tackles | 12 | ROYER, D., vs Charleston Southern (Sep 02, 2017) |
| Sacks | 0.5 | Arden Key, vs LSU (Sep 16, 2017) |
| | 0.5 | Greg Gilmore, vs LSU (Sep 16, 2017) |
| Tackles For Loss | 1.5 | CRUZ, Z., vs Charleston Southern (Sep 02, 2017) |
| | 1.5 | Devin White, vs LSU (Sep 16, 2017) |
| Interceptions | 1 | ROBERTSON, Amik, at LATECH (Sep 09, 2017) |
| | 1 | Deandre Baker, at Georgia (Sep 23, 2017) |
| | 1 | D. Sanders, at Georgia (Sep 23, 2017) |

Mississippi State Football
Mississippi State Game Superlatives (as of Sep 23, 2017)
All games

OPPONENT TEAM GAME HIGHS

| | | |
|------------------|------|---------------------------------------|
| Rushes | 50 | at LATECH (Sep 09, 2017) |
| Yards Rushing | 203 | at Georgia (Sep 23, 2017) |
| Yards Per Rush | 4.8 | at Georgia (Sep 23, 2017) |
| TD Rushes | 2 | at Georgia (Sep 23, 2017) |
| Pass attempts | 30 | at LATECH (Sep 09, 2017) |
| Pass completions | 13 | at LATECH (Sep 09, 2017) |
| | 13 | vs LSU (Sep 16, 2017) |
| Yards Passing | 201 | at Georgia (Sep 23, 2017) |
| Yards Per Pass | 16.8 | at Georgia (Sep 23, 2017) |
| TD Passes | 2 | at Georgia (Sep 23, 2017) |
| Total Plays | 80 | at LATECH (Sep 09, 2017) |
| Total Offense | 404 | at Georgia (Sep 23, 2017) |
| Yards Per Play | 7.5 | at Georgia (Sep 23, 2017) |
| Points | 31 | at Georgia (Sep 23, 2017) |
| Sacks By | 1 | vs LSU (Sep 16, 2017) |
| First Downs | 20 | at LATECH (Sep 09, 2017) |
| Penalties | 9 | vs LSU (Sep 16, 2017) |
| Penalty Yards | 112 | vs LSU (Sep 16, 2017) |
| Turnovers | 3 | at LATECH (Sep 09, 2017) |
| Interceptions By | 2 | at Georgia (Sep 23, 2017) |
| Punts | 12 | vs Charleston Southern (Sep 02, 2017) |
| Punting Avg | 45.5 | at Georgia (Sep 23, 2017) |
| Long Punt | 54 | vs Charleston Southern (Sep 02, 2017) |
| | 54 | at Georgia (Sep 23, 2017) |
| Punts inside 20 | 2 | vs Charleston Southern (Sep 02, 2017) |

2017 MISSISSIPPI STATE ROSTER

| No. | Name | Pos. | Ht. | Wt. | Cl. | Exp. | Hometown (Previous School) |
|-----|---------------------|------|------|-----|------|------|--------------------------------------------------|
| 1 | Brandon Bryant | DB | 6-0 | 215 | Jr. | 2L | Tunica, Miss. (Rosa Fort) |
| 2 | Logan Burnett | ATH | 6-2 | 186 | RFr. | RS | Pelham, Ala. (Bessemer Academy) |
| 2 | Jamal Peters | DB | 6-2 | 218 | Jr. | 2L | Bassfield, Miss. (Bassfield) |
| 3 | Traver Jung | LB | 6-4 | 226 | Sr. | 1L | Greenville, Miss. (Holmes CC) |
| 4 | Gerri Green | LB | 6-4 | 250 | Jr. | 2L | Greenville, Miss. (Greenville Weston) |
| 5 | Gabe Myles | WR | 6-0 | 195 | Sr. | 3L | Starkville, Miss. (Starkville) |
| 6 | Willie Gay Jr. | LB | 6-2 | 230 | Fr. | HS | Starkville, Miss. (Starkville) |
| 6 | Donald Gray | WR | 5-10 | 200 | Sr. | 2L | Memphis, Tenn. (Copiah-Lincoln CC) |
| 7 | Tolando Cleveland | DB | 6-0 | 194 | Sr. | 3L | Powder Springs, Ga. (Hillgrove) |
| 7 | Nick Fitzgerald | QB | 6-5 | 230 | Jr. | 2L | Richmond Hill, Ga. (Richmond Hill) |
| 8 | Kylin Hill | RB | 5-11 | 212 | Fr. | HS | Columbus, Miss. (Columbus) |
| 9 | Malik Dear | WR | 5-9 | 224 | Jr. | 2L | Jackson, Miss. (Murrah) |
| 9 | Rip Kirk | ATH | 6-3 | 252 | Jr. | JC | Hattiesburg, Miss. (Itawamba CC) |
| 9 | Montez Sweat | LB | 6-6 | 240 | Jr. | JC | Stone Mountain, Ga. (Copiah-Lincoln CC) |
| 10 | Leo Lewis | LB | 6-2 | 235 | So. | 1L | Brookhaven, Miss. (Brookhaven) |
| 10 | Keytaon Thompson | QB | 6-4 | 222 | Fr. | HS | New Orleans, La. (Landry-Walker) |
| 11 | Dez Harris | LB | 6-4 | 243 | Sr. | 3L | Bessemer, Ala. (McAdory) |
| 12 | J.T. Gray | DB | 6-0 | 202 | Sr. | 3L | Clarksdale, Miss. (Clarksdale) |
| 13 | Cameron Dantzler | DB | 6-2 | 175 | RFr. | RS | Hammond, La. (St. Thomas Aquinas) |
| 13 | Braden Smith | ATH | 5-10 | 175 | Fr. | HS | Flowood, Miss. (Northwest Rankin) |
| 14 | Mitch Hood | ATH | 6-3 | 205 | Jr. | JC | Sonoma, Calif. (Santa Rosa [Calif.] JC) |
| 16 | Korey Charles | DB | 5-10 | 179 | RFr. | RS | Miami, Fla. (North Florida Christian) |
| 16 | Kareem Vance Jr. | ATH | 6-4 | 195 | Sr. | SQ | Charleston, Miss. (Olive Branch) |
| 17 | Jamal Couch | WR | 6-4 | 227 | So. | 1L | Phenix City, Ala. (Central) |
| 18 | Deddrick Thomas | WR | 5-9 | 187 | So. | 1L | Memphis, Tenn. (Memphis Central) |
| 19 | Travis O'Connor | ATH | 6-1 | 205 | Fr. | RS | Kenner, La. (John Curtis) |
| 20 | Taury Dixon | ATH | 5-9 | 165 | So. | JC | Madison, Miss. (East Mississippi CC) |
| 20 | Reggie Todd | WR | 6-4 | 204 | RFr. | RS | Mobile, Ala. (Blount) |
| 21 | Nick Gibson | RB | 5-11 | 211 | So. | 1L | Birmingham, Ala. (Pinson Valley) |
| 22 | Blake Armour | ATH | 5-11 | 193 | Fr. | HS | Brighton, Tenn. (Brighton) |
| 22 | Aeris Williams | RB | 6-1 | 217 | Jr. | 2L | West Point, Miss. (West Point) |
| 23 | Raymond Freeman | ATH | 6-1 | 218 | Fr. | HS | Cantonment, Fla. (J.M. Tate Senior) |
| 23 | Keith Mixon | WR | 5-8 | 187 | So. | 1L | Birmingham, Ala. (Shades Valley) |
| 23 | Allen Perkins | ATH | 6-0 | 208 | So. | SQ | Pelham, Ala. (Oak Mountain) |
| 24 | Chris Rayford | DB | 6-0 | 202 | Jr. | 2L | Byhalia, Miss. (Byhalia) |
| 25 | Lashard Durr | DB | 5-11 | 195 | Sr. | 1L | Gulfport, Miss. (Copiah-Lincoln CC) |
| 26 | Jordan Lawless | K | 6-0 | 173 | So. | JC | Lindale, Texas (Tyler [Texas] JC) |
| 26 | Alec Murphy | RB | 6-0 | 230 | So. | SQ | Nixa, Mo. (Nixa) |
| 27 | Kody Schexnayder | P | 5-10 | 203 | So. | 1L | River Ridge, La. (John Curtis) |
| 28 | Jaquarius Landrews | DB | 6-0 | 195 | Jr. | JC | Summit, Miss. (Copiah-Lincoln CC) |
| 28 | Dontavian Lee | RB | 6-1 | 235 | Jr. | 2L | Hattiesburg, Miss. (Forrest County Agricultural) |
| 28 | Tristan Pisacane | ATH | 5-9 | 180 | Fr. | RS | Franklin, Tenn. (Centennial) |
| 29 | C.J. Morgan | DB | 6-0 | 202 | RFr. | RS | Bossier City, La. (Parkway) |
| 30 | Dan Mills | K | 6-0 | 175 | Fr. | HS | Canton, Ohio (Central Catholic) |
| 31 | Maurice Smitherman | DB | 5-10 | 191 | So. | 1L | Adamsville, Ala. (Minor) |
| 32 | Brian Cole | DB | 6-2 | 210 | Jr. | JC | Saginaw, Mich. (East Mississippi CC) |
| 33 | Tyler Williams | DB | 6-2 | 180 | Fr. | HS | Oxford, Miss. (Lafayette) |
| 34 | Cory Thomas | DL | 6-5 | 303 | Jr. | 2L | Bessemer, Ala. (McAdory) |
| 35 | Landon Guidry | DB | 6-0 | 189 | Fr. | HS | Spring Hill, Tenn. (Independence) |
| 37 | Bennie Braswell III | ATH | 5-9 | 176 | Sr. | SQ | Olive Branch, Miss. (Olive Branch) |
| 37 | Brad Wall | K | 5-8 | 170 | So. | 1L | Ocean Springs, Miss. (Ocean Springs) |
| 38 | Johnathan Abram | DB | 6-0 | 210 | Jr. | JC | Columbia, Miss. (Jones County JC) |
| 39 | Nathan Swanson | ATH | 6-5 | 220 | RFr. | RS | Norcross, Ga. (Norcross) |
| 40 | Wyatt Powell | ATH | 5-9 | 192 | So. | SQ | Ridgeland, Miss. (Jackson Academy) |
| 40 | Erroll Thompson | LB | 6-1 | 250 | RFr. | RS | Florence, Ala. (Florence) |
| 41 | Mark McLaurin | DB | 6-2 | 215 | Jr. | 2L | Collins, Miss. (Collins) |
| 42 | Tucker Day | K/P | 6-0 | 206 | Fr. | HS | Brentwood, Tenn. (Brentwood) |
| 42 | Marquiss Spencer | LB | 6-4 | 275 | So. | 1L | Greenwood, Miss. (Greenwood) |
| 43 | Fletcher Adams | DL | 6-2 | 270 | So. | 1L | Brandon, Miss. (Brandon) |
| 43 | Logan Cooke | P/K | 6-5 | 230 | Sr. | 3L | Darburn, Miss. (Columbia Academy) |
| 44 | Aadreekis Conner | ATH | 6-2 | 200 | Fr. | HS | Port Gibson, Miss. (Port Gibson) |
| 45 | Josiah Phillips | LB | 6-4 | 241 | Jr. | SQ | Starkville, Miss. (Home School) |
| 46 | Aaron Odom | DL | 6-2 | 265 | Fr. | HS | Jackson, Miss. (Callaway) |

| No. | Name | Pos. | Ht. | Wt. | Cl. | Exp. | Hometown (Previous School) |
|-----|--------------------|------|-----|-----|------|------|--------------------------------------------|
| 47 | Jace Christmann | K | 6-0 | 195 | RFr. | RS | Houston, Texas (Memorial) |
| 48 | Chris Redmon | ATH | 6-0 | 230 | RFr. | RS | Fayetteville, Ark. (Fayetteville) |
| 49 | Stephen Adegoke | ATH | 6-0 | 214 | Jr. | RS | Snellville, Ga. (San Diego Mesa College) |
| 50 | Tim Washington | LB | 6-3 | 225 | So. | 1L | Yazoo City, Miss. (Yazoo City) |
| 51 | R.J. Jennings | ATH | 6-0 | 246 | Fr. | HS | Birmingham, Ala. (Briarwood Christian) |
| 51 | Stewart Reese | OL | 6-5 | 333 | RFr. | RS | Fort Pierce, Fla. (Fort Pierce Central) |
| 52 | Kobe Jones | DL | 6-4 | 275 | RFr. | RS | Starkville, Miss. (Starkville) |
| 53 | Hunter Bradley | SN | 6-3 | 240 | Sr. | 2L | Collierville, Tenn. (Collierville) |
| 54 | Cameron Miller | ATH | 6-0 | 216 | RFr. | RS | Odessa, Fla. (Sickles) |
| 54 | Blake Mitchell | ATH | 6-0 | 310 | RFr. | RS | Brentwood, Tenn. (Ensworth) |
| 55 | Martinas Rankin | OL | 6-5 | 315 | Sr. | 1L | Mendenhall, Miss. (Miss. Gulf Coast CC) |
| 56 | Dareuan Parker | OL | 6-4 | 320 | RFr. | RS | Olive Branch, Miss. (DeSoto Central) |
| 58 | Tyler Dunning | LB | 6-1 | 255 | Fr. | HS | Fort Lauderdale, Fla. (St. Thomas Aquinas) |
| 58 | Greg Eiland | OL | 6-8 | 330 | RFr. | RS | Philadelphia, Miss. (Philadelphia) |
| 61 | Deion Calhoun | OL | 6-3 | 315 | Jr. | 2L | Pleasant Grove, Ala. (Restoration Academy) |
| 63 | Cordavien Suggs | OL | 6-6 | 300 | Fr. | HS | Jackson, Miss. (Fletcher) |
| 65 | Brett Armour | ATH | 6-1 | 281 | So. | SQ | Brighton, Tenn. (Brighton) |
| 66 | Joel Baldwin | SN | 6-3 | 215 | Jr. | SQ | Tupelo, Miss. (Tupelo) |
| 67 | Michael Story | OL | 6-4 | 305 | So. | 1L | Ripley, Miss. (Ripley) |
| 68 | Harry Parker | ATH | 6-5 | 246 | Fr. | HS | Mobile, Ala. (UMS-Wright Prep School) |
| 70 | Tommy Champion | OL | 6-5 | 319 | Jr. | JC | Jackson, Miss. (Copiah-Lincoln CC) |
| 72 | Ronald Cochran | OL | 6-4 | 316 | Jr. | SQ | Olive Branch, Miss. (Olive Branch) |
| 73 | Darryl Williams | OL | 6-2 | 305 | So. | SQ | Bessemer, Ala. (Bessemer City) |
| 74 | Elgton Jenkins | OL | 6-4 | 313 | Jr. | 2L | Clarksdale, Miss. (Clarksdale) |
| 75 | Harrison Moon | OL | 6-5 | 290 | So. | 1L | Chattanooga, Tenn. (Signal Mountain) |
| 77 | Jawon Johnson | ATH | 6-2 | 304 | Jr. | RS | Crawford, Miss. (East Mississippi CC) |
| 78 | Tyre Phillips | OL | 6-5 | 335 | Jr. | JC | Grenada, Miss. (East Mississippi CC) |
| 79 | Evans Wilkerson | OL | 6-5 | 315 | So. | SQ | Ridgeland, Miss. (Jackson Academy) |
| 80 | Christian Roberson | TE | 6-5 | 241 | RFr. | RS | Atlanta, Ga. (McEachern) |
| 81 | Justin Johnson | TE | 6-3 | 247 | Jr. | 2L | Birmingham, Ala. (Hoover) |
| 82 | Farrod Green | TE | 6-3 | 246 | So. | 1L | Wesson, Miss. (Wesson Attendance Center) |
| 83 | Jordan Thomas | TE | 6-5 | 280 | Sr. | 1L | Sumrall, Miss. (East Central CC) |
| 84 | Dontea Jones | TE | 6-4 | 222 | RFr. | RS | McCool, Miss. (Jireh (N.C.) Prep) |
| 85 | Austin Williams | WR | 6-3 | 205 | Fr. | HS | Ocean Springs, Miss. (Ocean Springs) |
| 86 | Jesse Jackson | WR | 6-2 | 210 | Jr. | 2L | Petal, Miss. (Petal) |
| 87 | Osirus Mitchell | WR | 6-4 | 207 | RFr. | RS | Sarasota, Fla. (Booker) |
| 88 | Aaron Hamaker | TE | 6-4 | 280 | Jr. | SQ | Little Rock, Ark. (Catholic) |
| 89 | Powers Warren | TE | 6-3 | 235 | Fr. | HS | Minnetonka, Minn. (Minnetonka Senior) |
| 90 | Grant Harris | DL | 6-3 | 285 | Jr. | SQ | Bolton, Miss. (Clinton) |
| 91 | James Jackson | DL | 6-3 | 335 | Fr. | HS | Pascagoula, Miss. (Pascagoula) |
| 92 | Kendell Jones | DL | 6-4 | 281 | So. | SQ | Pinson, Ala. (Clay-Chalkville) |
| 94 | Jeffery Simmons | DL | 6-4 | 301 | So. | 1L | Macon, Miss. (Noxubee County) |
| 95 | Braxton Hoyett | DL | 6-3 | 304 | Jr. | 1L | Pelham, Ala. (Pelham) |
| 96 | Tre Brown | DL | 6-4 | 305 | Jr. | RS | Ackerman, Miss. (Copiah-Lincoln CC) |
| 97 | Lee Autry | DL | 6-2 | 312 | Jr. | JC | Albemarle, N.C. (Itawamba CC) |

PRONUNCIATION GUIDE

| | | |
|----|--------------------|--------------------|
| 3 | Traver Jung | TREV-er |
| 4 | Gerri Green | GAIR-ee |
| 9 | Malik Dear | muh-LEEK |
| 10 | Keytaon Thompson | KEY-tahn |
| 18 | Deddrick Thomas | rhymes with Ted |
| 22 | Aeris Williams | AIR-us |
| 27 | Kody Schexnayder | SHEX-nye-dur |
| 40 | Erroll Thompson | Air-uhl |
| 47 | Jace Christmann | Christ-man |
| 55 | Martinas Rankin | Mahr-TEE-nuhs |
| 56 | Daruean Parker | Dair-ee-uhn |
| 58 | Greg Eiland | rhymes with island |
| 74 | Elgton Jenkins | EL-tuhn (silent g) |
| 80 | Christian Roberson | ROH-ber-suhn |
| 82 | Farrod Green | FUH-rahd |
| 87 | Osirus Mitchell | O-sye-rus |
| 88 | Aaron Hamaker | HAM-uh-kuhr |

COACHING STAFF

| |
|------------------------------------------------------------------------|
| Dan Mullen, Head Coach • Ninth Season |
| Brian Baker, Defensive Line • Second Season |
| Terrell Buckley, Cornerbacks • Second Season |
| * Brett Elliott, Quarterbacks • First Season |
| * Ron English, Safeties • First Season |
| Todd Grantham, Defensive Coordinator/Linebackers • First Season |
| Billy Gonzales, Co-offensive Coordinator/Wide Receivers • Fifth Season |
| John Hevesy, Co-offensive Coordinator/Offensive Line • Ninth Season |
| Greg Knox, Special Teams Coordinator/Running Backs • Ninth Season |
| D.J. Looney, Tight Ends • First Season |

* - indicates in the press box

2017 MISSISSIPPI STATE COACHES

ON THE FIELD



DAN MULLEN
Head Coach
Ninth Season



BRIAN BAKER
Defensive Line
Second Season



TERRELL BUCKLEY
Cornerbacks
Second Season



BILLY GONZALES
Co-OC/Wide Receivers
Fifth Season



TODD GRANTHAM
Def. Coordinator/Linebackers
First Season



JOHN HEVESY
Co-OC/Offensive Line
Ninth Season



GREG KNOX
Running Backs/Special Teams
Ninth Season



D.J. LOONEY
Tight Ends
First Season

IN THE BOOTH



BRETT ELLIOTT
Quarterbacks
First Season



RON ENGLISH
Safeties
First Season