



# 2016 AUBURN FOOTBALL

AUBURN ATHLETICS COMMUNICATIONS: 392 SOUTH DONAHUE DRIVE || AUBURN, AL 36830 || AUBURNTIGERS.COM || @AUBURNTIGERS

## 2016 SCHEDULE/RESULTS

4-2, 1-1 SEC

| DATE     | OPPONENT            |          |      |  |
|----------|---------------------|----------|------|--|
| Sept. 3  | #2 CLEMSON          | L, 19-13 | ESPN |  |
| Sept. 10 | ARKANSAS ST.        | W, 51-14 | SECN |  |
| Sept. 17 | #17 TEXAS A&M*      | L, 29-16 | ESPN |  |
| Sept. 24 | #18 LSU*            | W, 18-13 | ESPN |  |
| Oct. 1   | ULM                 | W, 58-7  | SECN |  |
| Oct. 8   | at Mississippi St.* | W, 38-14 | ESPN |  |
| Oct. 22  | #17 ARKANSAS *      | 5 pm     | ESPN |  |
| Oct. 29  | at Ole Miss *       | 6:15 pm  | TBA  |  |
| Nov. 5   | VANDERBILT*         | TBA      | TBA  |  |
| Nov. 12  | at Georgia*         | TBA      | TBA  |  |
| Nov. 19  | ALABAMA A&M         | TBA      | TBA  |  |
| Nov. 26  | at Alabama*         | TBA      | TBA  |  |

All times Central - home games in CAPS - \* SEC game

### TV: ESPN

- » **Play-by-Play** ..... Joe Tessitore
- » **Analyst** ..... Todd Blackledge
- » **Sideline Reporter** ..... Holly Rowe
- » **Online:** WatchESPN

### RADIO: AUBURN SPORTS NETWORK

- » **Play-by-Play** ..... Rod Bramblett
- » **Analyst** ..... Stan White
- » **Sideline** ..... Ronnie Brown
- » **Locker Room** ..... Andy Burcham
- » **Studio Host** ..... Paul Ellen
- » **Local** ..... WTGZ 93.9 FM
- » **Satellite** ..... Sirius 126/XM 192
- » **Online:** ..... AuburnTigers.com | TuneIn App

### SOCIAL: #WAREAGLE

- » Official Twitter ..... @FootballAU

### AUBURN ATHLETICS COMMUNICATIONS

KIRK SAMPSON ..... Associate AD  
 ..... kirk@auburn.edu  
 SHELLY POE ..... Assistant AD/Primary Contact  
 ..... slp0019@auburn.edu  
 TAYLOR BRYAN ..... Asst. Director  
 ..... taylor.bryan@auburn.edu  
 DAN FROELICH ..... Assoc. Director  
 ..... danf@auburn.edu

Web ..... AuburnTigers.com  
 Twitter ..... @FootballAU  
 Office Phone ..... (334) 844-9800




## ARKANSAS

Oct. 22, 2016 • 5:00 p.m. CT • ESPN  
 Auburn, Ala. • Jordan-Hare Stadium



VS.



Site ..... Jordan-Hare Stadium (87,451)  
 TV ..... ESPN  
 Radio ..... Auburn Sports Network  
 Live Stats ..... AuburnTigers.com  
 Twitter ..... @FootballAU  
 Series Record ..... AU, 13-11-1  
 In Auburn ..... AU, 6-5-1  
 Last Result ..... Ark 54, Aub 46/40T (2015)

| AUBURN                                | ARKANSAS                               |
|---------------------------------------|--|
| Rankings.....21 AP/24 USAT            | Rankings..... 17 AP/17 USAT            |
| 2016 Record .....4-2, 2-1 (SEC)       | 2016 Record ..... 5-2, 1-2 (SEC)       |
| Head Coach..... Gus Malzahn           | Head Coach ..... Bret Bielema          |
| Record at AU (Yrs.) ..... 31-15 (4th) | Record at Ark (Yrs.) ..... 23-22 (4th) |

### FOOTBALL HOSTS ARKANSAS

» No. 21 Auburn hosts No. 17 Arkansas Saturday, October 22 at Jordan-Hare Stadium (87,451) in Auburn; ESPN will televise the 5 p.m. CT matchup. The Academic Top Tigers will be recognized at halftime. Auburn is 104-151-6 all-time facing ranked opponents. Auburn is 46-40-2 at home against ranked teams, 27-64-2 on the road and 31-47-2 against ranked teams on a neutral field.



### SERIES HISTORY

- » Auburn holds a 13-11-1 advantage in the series history with Arkansas. The Razorbacks were 54-46 winners in four overtimes last season in Fayetteville. The Tigers lead 6-5-1 in games played at Jordan-Hare Stadium and lead 6-5 in games played at Fayetteville. Auburn won the only matchup played in Memphis (1984), while Arkansas won the only contest played at Little Rock (1995).
- » Through the first 25 games in the series, Auburn outscored Arkansas by a total of just 633-629, an average differential of just 0.16 points per contest. The first 10 games (1984-2000) of the series featured six games decided by six points or fewer, including one tie; only three games were decided by 17 or more points.
- » In contrast, the last 15 games (2001-2015) of the series have featured 11 games decided by 17 points or more. The average margin of victory in the series during that time is 16.27 points per game.

» Coach Gus Malzahn played wide receiver for Arkansas in 1984-85, before finishing his college career at Henderson State. Offensive coordinator Rhett Lashlee was a Razorback quarterback from 2002-04, and running backs coach Tim Horton was a three-year starter and four-year letterwinner at split end and punt returner from 1986-89. All three served on the Arkansas coaching staff as well.

### KICKOFF COVERAGE

- » In 2016, nine different Auburn receivers have caught a pass of at least 20 yards and six different players have a 20+-yard rush
- » Daniel Carlson tied an Auburn and SEC record going 6-6 on field goal attempts in the LSU win. He has hit 118 consecutive PAT, the second longest string in Auburn history
- » The Auburn defense ranks fourth in the SEC and 21st nationally in opponent 3rd-down percentage (31.5)
- » 20 of senior Tony Stevens' 24 receptions in 2016 have gone for a first down or touchdown
- » Auburn has held six of its last seven opponents to less than 20 points
- » Auburn's freshmen and sophomores have combined for 2,537 of the Tigers' 2,875 yards of total offense this season (88.2%)
- » Two of the top four total offense games in Auburn history have come this season: Arkansas State 706, ULM 688
- » Kamryn Pettway has rushed 50 times on first down for 316 yards and three TD, an average of 6.3 yards per carry
- » Auburn, Texas A&M, South Florida, Louisville, New Mexico, Iowa and Western Michigan are the only FBS teams with two players each with 500 rushing yards this season.
- » Gus Malzahn is the eighth coach in Auburn history to win 30 games, and the fourth fastest to reach that mark
- » At 35.17 ypg, the Tigers have the fewest penalty yards in the SEC and the seventh fewest nationally
- » Auburn has scored 446 points (31.8 ppg) in 14 road games during the Malzahn era

|  |  |   |
|--|--|---|
|    | <b>vs. #2 Clemson</b><br>Sept. 3<br>Auburn, Ala.<br>L, 19-13<br>ESPN         | Defense held Clemson to lowest point total since 2014 ... Kerryon Johnson 9-yd TD run ... Auburn used Sean White, Jeremy Johnson, John Franklin III in rotation at QB ... Daniel Carlson 53, 32 FG ... Josh Holsey INT ... Darrell Williams forced fumble, Derrick Brown recovery ... 7 first-time starters, 17 first-time players for Auburn |
|    | <b>vs. Arkansas St.</b><br>Sept. 10<br>Auburn, Ala.<br>W, 51-14<br>SECN      | Tigers post 706 yds total offense ... Kamryn Pettway (152), Kerryon Johnson (124, 2 TD) first 100-yd rush games ... Daniel Carlson scores 21 pts (3 FG, 6 PAT, 1 20-yd rush TD on fake FG) ... 10 different receivers w/catch from Sean White (17-23, 244 yds, 3 TD) ... Nine scoring drives averaged 2:47 each ... Rudy Ford 10 tackles      |
|    | <b>vs. #17 Texas A&amp;M</b><br>Sept. 17<br>Auburn, Ala.<br>L, 29-16<br>ESPN | Kamryn Pettway rushes for 100+ yards for the second-straight game ... Pettway scores first career touchdown ... Defense holds Texas A&M to 2-of-15 on 3rd down, best since LSU 0-for-13 in 2014 ... Kerryon Johnson TD in four straight ... Tony Stevens career bests 8 rec., 86 yards ... Montravius Adams 7th career sack                   |
|    | <b>vs. #18 LSU</b><br>Sept. 24<br>Auburn, Ala.<br>W, 18-13<br>ESPN           | Daniel Carlson ties Auburn and SEC record with 6 made field goals ... Sean White 19-26 passing for 234 yds ... Tony Stevens 4 catches for 58 yds ... Kerryon Johnson 182 all-purpose yds ... Carl Lawson 2 sacks ... Tray Matthews team-best 9 tackles ... first home win for unranked AU team vs. ranked opponent since 2013                 |
|    | <b>vs. ULM</b><br>Oct. 1<br>Auburn, Ala.<br>W, 58-7<br>SEC N                 | 36 first downs most since 2002 ... Kerryon Johnson 146 rush yds, 2 TD ... Tony Stevens 109 rec yds, TD ... Sean White 14-17, 239 yds, 2 pass & 1 rush TD ... TD runs: John Franklin III, Malik Miller ... TD catches: Kyle Davis, Nate Craig-Myers ... Javaris Davis INT ... Tre' Williams 9 tackles ... Montravius Adams sack and FG block   |
|    | <b>at Mississippi St.</b><br>Oct. 8<br>Starkville, Miss.<br>W, 38-14<br>ESPN | Kamryn Pettway 169 yds rushing, 3 TD on 39 carries (5th most in AU history) .. Sean White 14-18 passing 204 yds w/TD to Ryan Davis ... Montravius Adams 2 FR with a 13-yd TD fumble return ... Carl Lawson 2 sacks ... Stephen Roberts INT ... Tre' Williams 8 tackles ... Auburn 35-0 lead, 335 yds total offense at halftime                |
|   | <b>vs. #17 Arkansas</b><br>Oct. 22<br>Auburn, Ala.<br>5 p.m.<br>ESPN         | Tigers return to action after open date ...   |
|  | <b>at Ole Miss</b><br>Oct. 29<br>Oxford, Miss.<br>6:15 p.m.<br>ESPN/2/SECN   |   |
|  | <b>vs. Vanderbilt</b><br>Nov. 5<br>Auburn, Ala.<br>Time TBA<br>TV TBA        | Military Appreciation Day ...   |
|  | <b>at Georgia</b><br>Nov. 12<br>Athens, Ga.<br>Time TBA<br>TV TBA            | The Deep South's Oldest Rivalry ...   |
|  | <b>vs. Alabama A&amp;M</b><br>Nov. 19<br>Auburn, Ala.<br>Time TBA<br>TV TBA  | Home finale ... Senior Day ...  |
|  | <b>at Alabama</b><br>Nov. 26<br>Tuscaloosa, Ala.<br>Time TBA<br>TV TBA       | The 81st Iron Bowl ...  |



**STUDENT-ATHLETE EXPERIENCE: ACADEMICS**

**THE GRADUATES**

» Ten players on the 2016 Auburn roster have already received bachelor's degrees:

- Alex Kozan (finance; 5/2015)
- Xavier Dampeer (public administration; 12/2015)
- T.J. Davis (public administration; 12/2015)
- Austin Dupper (engineering; 5/2016)
- Joshua Holsey (public administration; 5/2016)
- Devaroe Lawrence (public administration; 5/2016)
- T.J. Neal (sport management, Illinois; 5/2016)
- Marshall Taylor (sport leadership, Miami; 5/2016)
- Daniel Carlson (finance; 8/2016)
- Marcus Davis (communication; 8/2016)

**NFF CAMPBELL TROPHY**

» Alex Kozan is one of 156 semifinalists for the William Campbell Trophy, recognizing the top senior scholar-athlete in college football. The National Football Foundation will announce 12-14 finalists November 1, and each of them will receive an \$18,000 postgraduate scholarship as a member of the NFF National Scholar-Athlete Class, presented by Fidelity Investments.

**SEC HONOR ROLL**

» There were 24 Auburn representatives on the SEC Academic Honor Roll for the 2015 season, including current team members Daniel Carlson, Tyler Carr, Chandler Cox, Austin Dupper, Austin Golson, Alex Kozan, Kevin Phillips, Ike Powell, Dontavious Russell, Braden Smith, Tyler Stovall, Keenan Sweeney and Tre' Williams. Team members had a 3.0 GPA for the previous school year or a cumulative 3.0 GPA or higher.

**ACADEMIC TOP TIGERS**

» Academic Top Tigers are student-athletes who post a 3.0 GPA or higher in either semester of a school year. The 2015-16 list recognized 43 members of the football team, including Daniel Carlson, Tyler Carr, Byron Cowart, Chandler Cox, Carlton Davis, Deshaun Davis, Jeremiah Dinson, Austin Dupper, Austin Golson, Marquel Harrell, Jalen Harris, Mike Horton, Jaunta'vius Johnson, Kerryon Johnson, Kaleb Kim, Griffin King, Alex Kozan, Raymond Lester, Richard McBryde, Ryan Meneely, Kevin Phillips, Ike Powell, Dontavious Russell, Ian Shannon, Bailey Sharp, Josh Shockley, Braden Smith, Tyler Stovall, Keenan Sweeney, Prince Tega Wanogho, Darrell Williams and Tre' Williams from the current squad.

**SEC FIRST-YEAR ACADEMIC HONOR ROLL**

» Auburn football had seven representatives on the 2015-16 SEC First-Year Academic Honor Roll, recognizing freshmen and transfer student-athletes with a cumulative 3.0 GPA or higher. Current team members honored included Marquel Harrell, Mike Horton, Kerryon Johnson, Raymond Lester, Ryan Meneely, Ian Shannon and Prince Tega Wanogho.

**SEC NUMBERS**

» In all-time SEC play, Auburn holds a 306-242-18 mark back through 1933. In SEC games played in Auburn, the Tigers are 126-57-6 all-time; away from Auburn, the Tigers are 180-185-12 overall.

**IN OCTOBER**

» Auburn is 308-159-18 (.654) all-time in October. Auburn's all-time October home record is 170-34-3 (.827). Away from Auburn, the Tigers are 138-125-15 (.522) in October.

**700 YARDS TOTAL OFFENSE**

» Auburn's 706 yards of total offense against Arkansas State were the second-most in school history (record: 712 vs. Western Carolina, 2013).

Auburn's 452 yards of offense in the first half were the most for the Tigers in a first half since racking up 484 in 2010 vs. Chattanooga. It was the third time under Malzahn for Auburn to amass 400+ yards in a first half (2013 vs. Florida Atlantic & Western Carolina).

» Auburn is one of seven FBS teams to amass 700 yards total offense in 2016 and one of only four FBS teams to do it vs. another FBS team.

Auburn's 462 rushing yards vs. Arkansas State are the seventh-best rushing output by a FBS team in 2016, and the Tigers' 410 rushing yards against ULM ranks 18th nationally.

Teams with 700 yards total offense: Louisville (845 vs. Syracuse); Ohio State (776 vs. Bowling Green); Texas Tech (758 vs. SFA); Louisiana Tech (727 vs. South Carolina State); Auburn (706 vs. Arkansas State); Troy (706 vs. Austin Peay); Southern Miss (702 vs. Rice).

**ON THE RUN**

» Auburn has produced a 100-yard rusher in 33 of 46 games under head coach Gus Malzahn. Nine different Tigers have rushed for 100 yards in a game under Malzahn (42 100-yard rushing performances). Auburn's record with a 100-yard rusher during the Malzahn era is 25-8; with two 100-yard rushers in the same game, it's 9-0.

» Auburn's 462 rushing yards vs. Arkansas State were the fourth-most in school history and the most since rushing for 545 yards in the 2013 SEC Championship vs. Missouri. It's the seventh-best team rushing performance nationally this season.

» Auburn had two 100-yard rushers against Arkansas State (Kamryn Pettway, 152; Kerryon Johnson, 124 with 2 TD). The last time Auburn had a pair of 100-yard rushers was vs. South Carolina in 2014.

It was the first career 100-yard rushing game for both players. The last time two Auburn players shared their first career 100-yard rushing nights: 1982 vs. Wake Forest (Bo Jackson, 123; Lionel James, 118).

» Pettway, a sophomore, gained 123 yards against Texas A&M with 123 yards, the first Tiger with consecutive 100+ yard performances on the ground since Peyton Barber (2015).

» At Mississippi State, Pettway rushed for a career-high 169 yards on 39 carries, the fifth-most carries in Auburn history.

He had 125 yards on 27 carries at halftime, the most carries in a half ever by an Auburn player who gained 100 yards in the first half, and according to ESPN, the second-most carries in a first half in college football in the last 10 years.

Pettway scored three rushing TD against Mississippi State, his first multiple-score game.

» Pettway has rushed 50 times on first down in five games for 316 yards and three TD, an average of 6.3 yards per carry.

» Gaining his first career carries vs. Arkansas State, Pettway (15 carries for 152 yards) was the first Auburn player to average at least 10 yards a carry since Nick Marshall at Tennessee in 2013 (14 carries for 214 yards). [min. 6 carries]

**AUBURN BY THE NUMBERS**

| Category    | 2016 | Under Malzahn |
|-------------|------|---------------|
| Record      | 4-2  | 31-15         |
| SEC         | 2-1  | 15-12         |
| West        | 2-1  | 11-10         |
| East        | 0-0  | 4-2           |
| Non-Conf    | 2-1  | 15-3          |
| Home        | 3-2  | 20-7          |
| Away        | 1-0  | 8-6           |
| Neutral     | 0-0  | 3-2           |
| Day         | 2-0  | 15-8          |
| Night       | 2-2  | 16-7          |
| TV Games    | 4-2  | 30-15         |
| ABC         | 0-0  | 0-0           |
| CBS         | 0-0  | 5-5           |
| ESPN        | 2-2  | 8-7           |
| ESPN2       | 0-0  | 3-2           |
| ESPNU       | 0-0  | 3-0           |
| FSN         | 0-0  | 2-0           |
| SEC Network | 2-0  | 9-1           |

|                   |     |      |
|-------------------|-----|------|
| Scoring first     | 4-2 | 24-4 |
| Opp scoring first | 0-0 | 7-10 |
| Leading at half   | 4-0 | 24-4 |
| Trailing at half  | 0-2 | 4-10 |
| Tied at half      | 0-0 | 3-1  |
| Leading after 3Q  | 3-0 | 26-2 |
| Trailing after 3Q | 1-2 | 3-12 |
| Tied after 3Q     | 0-0 | 2-1  |
| Overtime Games    | 0-0 | 1-2  |

|                  |     |       |
|------------------|-----|-------|
| Scoring <20 pts  | 1-2 | 1-7   |
| Scoring 20+ pts  | 3-0 | 30-6  |
| Scoring 30+ pts  | 3-0 | 25-5  |
| Scoring 40+ pts  | 2-0 | 14-2  |
| Allowing <20 pts | 4-1 | 15-2  |
| Allowing 20+ pts | 0-1 | 17-13 |
| Allowing 30+ pts | 0-0 | 6-9   |

|                      |     |       |
|----------------------|-----|-------|
| Rushing for <100 yds | 0-1 | 0-2   |
| Rushing for 100+ yds | 4-1 | 31-13 |
| Rushing for 200+ yds | 3-1 | 25-8  |
| Rushing for 300+ yds | 2-0 | 13-1  |
| Passing for 200+ yds | 4-0 | 16-8  |
| Passing for 300+ yds | 0-0 | 1-1   |

|                   |     |       |
|-------------------|-----|-------|
| Totaling <300 yds | 0-1 | 0-5   |
| Totaling 300+ yds | 4-1 | 31-10 |
| Totaling 400+ yds | 3-0 | 22-8  |
| Totaling 500+ yds | 2-0 | 11-2  |
| Allowing <100 yds | 0-0 | 0-0   |
| Allowing <300 yds | 2-0 | 8-1   |
| Allowing 300+ yds | 2-2 | 23-14 |

|                         |     |       |
|-------------------------|-----|-------|
| Having 100-yd rusher    | 3-1 | 25-8  |
| Having 2 100-yd rushers | 1-0 | 9-0   |
| Having 100-yd receiver  | 1-0 | 10-3  |
| Opp 100-yd rusher       | 1-2 | 10-10 |
| Opp 100-yd receiver     | 0-1 | 10-6  |

|                      |     |       |
|----------------------|-----|-------|
| No turnovers         | 0-0 | 7-2   |
| <3 turnovers         | 4-1 | 24-8  |
| 3+ turnovers         | 0-1 | 4-6   |
| No takeaways         | 1-1 | 4-5   |
| <3 takeaways         | 2-2 | 21-10 |
| 3+ takeaways         | 1-0 | 9-3   |
| Win turnover battle  | 2-0 | 16-4  |
| Lost turnover battle | 0-3 | 9-8   |
| Turnovers even       | 1-0 | 6-3   |
| 30:00+ possession    | 4-1 | 15-6  |
| <30:00 possession    | 0-1 | 16-9  |

**STUDENT-ATHLETE EXPERIENCE: COMMUNITY SERVICE**

» As part of a summer-long internship, Montravius Adams spent a week in July volunteering in Chicago with Camp iCare, a program started in 2009 as a joint venture between the Women's Philanthropy Board and the Early Learning Center at Auburn, instilling financial know-how combined with philanthropic responsibility.





## NATIONAL POLLS

## ASSOCIATED PRESS POLL (Oct. 16)

| Rk. | School               | Record     | Points      |
|-----|----------------------|------------|-------------|
| 1   | <b>Alabama</b>       | <b>7-0</b> | <b>1524</b> |
| 2   | Ohio State           | 6-0        | 1457        |
| 3   | Michigan             | 6-0        | 1368        |
| 4   | <b>Clemson</b>       | <b>7-0</b> | <b>1337</b> |
| 5   | Washington           | 6-0        | 1304        |
| 6   | <b>Texas A&amp;M</b> | <b>6-0</b> | <b>1218</b> |
| 7   | Louisville           | 5-1        | 1168        |
| 8   | Nebraska             | 6-0        | 1037        |
| 9   | Baylor               | 6-0        | 1021        |
| 10  | Wisconsin            | 4-2        | 935         |
| 11  | Houston              | 6-1        | 766         |
| 12  | West Virginia        | 5-0        | 744         |
| 13  | Florida State        | 5-2        | 733         |
| 14  | Boise State          | 6-0        | 694         |
| 15  | Florida              | 5-1        | 626         |
| 16  | Oklahoma             | 4-2        | 612         |
| 17  | <b>Arkansas</b>      | <b>5-2</b> | <b>584</b>  |
| 18  | Tennessee            | 5-2        | 550         |
| 19  | Utah                 | 6-1        | 479         |
| 20  | Western Michigan     | 7-0        | 285         |
| 21  | <b>Auburn</b>        | <b>4-2</b> | <b>277</b>  |
| 22  | North Carolina       | 5-2        | 254         |
| 23  | <b>Ole Miss</b>      | <b>3-3</b> | <b>188</b>  |
| 24  | Navy                 | 4-1        | 163         |
| 25  | <b>LSU</b>           | <b>4-2</b> | <b>123</b>  |

Also receiving votes: Colorado 110, Miami 69, Oklahoma State 47, Washington State 39, Virginia Tech 38, South Florida 31, Stanford 15, Iowa 7, Arizona State 6, Southern Cal 5, NC State 4, San Diego State 3, Pitt 2, TCU 1

## USA TODAY COACHES POLL (Oct. 16)

| Rk. | School               | Record     | Points      |
|-----|----------------------|------------|-------------|
| 1   | <b>Alabama</b>       | <b>7-0</b> | <b>1597</b> |
| 2   | Ohio State           | 6-0        | 1524        |
| 3   | <b>Clemson</b>       | <b>7-0</b> | <b>1432</b> |
| 4   | Michigan             | 6-0        | 1413        |
| 5   | Washington           | 6-0        | 1366        |
| 6   | <b>Texas A&amp;M</b> | <b>6-0</b> | <b>1287</b> |
| 7   | Louisville           | 5-1        | 1207        |
| 8   | Baylor               | 6-0        | 1130        |
| 9   | Nebraska             | 6-0        | 1114        |
| 10  | Wisconsin            | 4-2        | 874         |
| 11  | Houston              | 6-1        | 841         |
| 12  | Florida              | 5-1        | 830         |
| 13  | West Virginia        | 5-0        | 781         |
| 14  | Boise State          | 6-0        | 772         |
| 15  | Florida State        | 5-2        | 709         |
| 16  | Oklahoma             | 4-2        | 600         |
| 17  | <b>Arkansas</b>      | <b>5-2</b> | <b>570</b>  |
| 18  | Utah                 | 6-1        | 538         |
| 19  | Tennessee            | 5-2        | 457         |
| 20  | Western Michigan     | 7-0        | 317         |
| 21  | North Carolina       | 5-2        | 250         |
| 22  | <b>Ole Miss</b>      | <b>3-3</b> | <b>182</b>  |
| 23  | <b>LSU</b>           | <b>4-2</b> | <b>176</b>  |
| 24  | <b>Auburn</b>        | <b>4-2</b> | <b>156</b>  |
| 25  | Navy                 | 4-1        | 133         |

Also receiving votes: Colorado 121, South Florida 108, Miami 74, Oklahoma State 51, Washington State 49, Virginia Tech 37, NC State 18, Stanford 16, Memphis 14, San Diego State 13, Troy 10, Pitt 7, TCU 6, Arizona State 6, Southern Cal 6, Iowa 4, Appalachian State 2, BYU 1, Tulsa 1

» Sophomore Kerryon Johnson shows 105 rushes, 538 yards and six TD this season, all eclipsing his 2015 totals. He scored in four straight games between the Birmingham Bowl and Texas A&M - the first since Cameron Artis-Payne did it in five straight in 2014.

Johnson had a 146-yard rushing performance against ULM; he now has 746 career rushing and 1,445 all-purpose yards.

» John Franklin III's 80-yard TD run against ULM was Auburn's longest play of the season. It was the ninth-longest run in Auburn history and the second-longest ever by an Auburn QB (Phil Gargis 82 yds vs. Florida State, 1976). It was the longest run by an SEC QB this season.

» The three schools with at least one 1,000-yard rusher per season from 2009-15: Oregon (9), Auburn (8) and Boise State (7).

The Tigers' 1,000-yard rushers during that string: Ben Tate (2009), Cam Newton (2010), Michael Dyer (2010 and 2011), Tre Mason (2012 and 2013), Nick Marshall (2013), Cameron Artis-Payne (2014) and Peyton Barber (2015).

FBS programs with two 1,000-yard rushers in multiple seasons since 2010 (FBS): Nevada (3), Auburn (2), Wisconsin (2).

## UNDERCLASS EXPLOSION

» Auburn's freshmen and sophomore skill position players have combined for 2,537 of the Tigers' 2,875 yards of total offense in the first half of the season (88.2%).

» 20 of the Tigers' 32 explosive plays (plays of 20 or more yards) on offense have been credited to freshmen or sophomores.

Sophomores Kamryn Pettway (4) and Kerryon Johnson (3) have the most rushes of 20 or more yards. Johnson also has two catches of 20+ yards. True freshman wideout Kyle Davis has three 20+-yard catches on the season.

## FIRST DOWNS

» Auburn leads the SEC and ranks 10th nationally with 25.2 first downs per game, including 36 vs. ULM and 26 vs. Texas A&M. Auburn's 151 first downs are its most through six games since 1995 (156).

» Under Gus Malzahn, the Tigers have gained 20 or more first downs in 35 of 46 games, including 19 games with 25+ first downs. Auburn has averaged 22.9 first downs per game under Malzahn.

» Auburn's 58 first downs vs. Arkansas State (32) and Texas A&M (26) were its most in consecutive games since 1995.

» The Tigers' 36 first downs against ULM, third-most in AU history and ninth-best in SEC records, were the most since 2002 and just three shy of the school record.

## QB SEAN WHITE

» At Mississippi State, Sean White was 14-18 for 204 yards with a TD pass to Ryan Davis, White's seventh career 200-yard game. Against ULM, White was 14-17 passing for 239 yards and two scores; he also scored his first rushing TD.

» In SEC games this season, White is 68-93 51-71 (71.8%) for 564 yards; his QB rating in those games is 140.4.

» White has 18 completions of 20+ yards this season, compared to 13 last year. He leads the SEC in completion percentage (.697) and passing efficiency (157.2)

» Going 17-23 with three TD passes for 244 passing and 304 total yards vs. Arkansas State, White was the first Auburn QB to complete at least 70% of his passes with at least three passing TDs and 300 yards total offense since Cam Newton vs. Chattanooga in 2010.

» In the first quarter of games this season, White is 32-37 (86.5%) passing for 392 yards.

» White is 175-275 passing (.636) in 14 career games (with 12 starts), throwing for 2,353 yards with seven TD and six career interceptions. He's 7-5 as a starter, and has passed for 200+ yards in seven of those starts.

## THE RECEIVING CORPS

» Senior Tony Stevens has 24 receptions for 408 yards on the year with three scores, surpassing his previous season high (14 in 2015). A team-high 20 of Stevens' 24 receptions on the season have gone for a first down or TD.

Stevens had the first two-score game of his career vs. Arkansas State. He had two previous career scores. Stevens notched his first 100-yard receiving game with 109 yards on four catches vs. ULM.

In the last five games, Stevens is averaging 78.4 ypg, with 23 catches and three scores. Auburn is 4-0 when he scores a TD.

» True freshman Kyle Davis' first two catches went for 40+ yards: a 43-yard reception vs. Clemson and a 42-yard one-hander vs. Arkansas State. Davis is the first Auburn freshman with a 40-yard reception since 2002. He added a 48-yard TD reception against ULM and has nine receptions for 212 yards (23.6 avg.) for the season.

» Sophomore Ryan Davis has made five catches in three games this season: for 36 yards vs. Texas A&M, for 31 yards vs. LSU; and a career-best 56 yards against ULM. He added his first career TD against Mississippi State.

» Sophomore Will Hastings' three catches vs. Clemson led to two third-down and a fourth-down conversion. Hastings got his first career score vs. Arkansas State. The first five catches of his career resulted in a first down.

» Ten different Auburn receivers caught passes against Arkansas St.; the last time 10 different players caught passes for Auburn in a game came in 2012 vs. Arkansas.

**DEFENSE STEPS UP**

» Auburn has held three consecutive opponents without a rushing TD, the first time Auburn has gone three straight games without allowing a rushing TD since 2008.

» Auburn has only allowed multiple TD in a game three times this season (Arkansas State, Texas A&M, Mississippi State).

The 10 TD allowed (4 rush, 6 pass) by the Auburn defense are the fewest allowed through six games since the 2008 season (8).

» The Auburn defense ranks fourth in the SEC on third down, allowing an opponent success rate of just 31.5 percent.

» The Auburn defense held Mississippi State to 289 yards, the ninth time under Malzahn that Auburn has held an opponent to less than 300 yards.

» Five of Auburn's six opponents have been held to 20 points or fewer this season. Auburn has allowed just 96 points this season, the fewest through six games since 2008 (67).

» The Auburn defense has defended 92 third-down attempts this season; 50 of those were 3rd-and-7 or longer. The opponent has only converted on those 10 times (20.0%).

» Auburn is holding its opponents to just 6-23 (.261) on third down in the third quarter.

» The Tigers held Texas A&M to 2-15 (13.3%) on third downs, the lowest since holding LSU to 0-13 in 2014.

» Against Arkansas State, Texas A&M and ULM, the Auburn defense did not allow a point on drives that included tackles for loss. The Tigers have 35.0 TFL on the season, led by Rudy Ford with 7.0 and Montravius Adams with 4.5.

**TOP TACKLERS**

» Four current players have totaled more than 100 career tackles each at Auburn: Johnathan "Rudy" Ford (253), Montravius Adams (124), Tre' Williams (107) and Joshua Holsey (102). Ford has led the team in tackles 10 times in his career.

» Ford ranks fifth among tacklers at Auburn since 2004 (when press box defensive stats were first official). Next: Zac Etheridge (261, 2007-10); Cassanova McKinzy (263, 2012-15).

» Five current players have at least one career double-figure tackle game to their credit:  
 Johnathan Ford (9)  
 Carlton Davis (1)  
 Joshua Holsey (1)  
 Nick Ruffin (1)  
 Tré Williams (1)

» Safety Tray Matthews was Auburn's top tackler with nine stops vs. LSU. Linebackers Deshaun Davis and Tre' Williams led the team in tackles against Texas A&M with six each.

Tre' Williams was Auburn's leading tackler against ULM with nine stops and he led the team with eight at Mississippi State. Safety Nick Ruffin was the leading tackler in the season opener against Clemson with a career-best 10 tackles.

**SEC STANDINGS**

**WEST STANDINGS**

|                   | SEC | Pct.  | Overall | Pct.  |
|-------------------|-----|-------|---------|-------|
| Texas A&M         | 4-0 | 1.000 | 6-0     | 1.000 |
| Alabama           | 4-0 | 1.000 | 7-0     | 1.000 |
| Auburn            | 2-1 | .667  | 4-2     | .667  |
| LSU               | 2-1 | .667  | 4-2     | .667  |
| Arkansas          | 1-2 | .333  | 5-2     | .714  |
| Ole Miss          | 1-2 | .333  | 3-3     | .500  |
| Mississippi State | 1-2 | .333  | 2-3     | .400  |

**EAST STANDINGS**

|                | SEC | Pct. | Overall | Pct. |
|----------------|-----|------|---------|------|
| Florida        | 3-1 | .750 | 5-1     | .833 |
| Tennessee      | 2-2 | .500 | 5-2     | .714 |
| Kentucky       | 2-2 | .500 | 3-3     | .500 |
| Georgia        | 2-3 | .400 | 4-3     | .571 |
| Vanderbilt     | 1-3 | .250 | 3-4     | .429 |
| South Carolina | 1-4 | .200 | 2-4     | .333 |
| Missouri       | 0-3 | .000 | 2-4     | .333 |

**SEC Games/October 22**

Arkansas at Auburn  
 UMass at South Carolina  
 Texas A&M at Alabama  
 Middle Tennessee at Missouri  
 Mississippi State at Kentucky  
 Tennessee State at Vanderbilt  
 Ole Miss at LSU

**SEC Results/October 14-15**

BYU 28, Mississippi State 21 (2OT)  
 Vanderbilt 17, Georgia 16  
 Alabama 49, Tennessee 10  
 Florida 40, Missouri 14  
 Arkansas 34, Ole Miss 30  
 LSU 45, Southern Miss 10

**2016 AUBURN FIRSTS**

**FIRST START** (9): Xavier Dampier, Marlon Davidson, Deshaun Davis, Javaris Davis, Ryan Davis, Jalen Harris, Darius James, Darius Slayton, Darrell Williams

**TRUE FRESHMEN DEBUTS** (10): John Broussard Jr., Derrick Brown, Nate Craig-Myers, Marlon Davidson, Kyle Davis, Kam Martin, Malik Miller, Eli Stove, Daniel Thomas, Tre' Threat

**REDSHIRT FRESHMEN DEBUTS** (15): Tyler Carr, Tyler Carter, Javaris Davis, Marquel Harrell, Mike Horton, Kaleb Kim, Griffin King, Richard McBryde, Ryan Meneely, Tyler Queen, Ian Shannon, Bailey Sharp, Darius Slayton, Gary Walker, Prince Tega Wanogho

**FIRST AUBURN APPEARANCE** (36): Markell Boston, John Broussard Jr., Derrick Brown, Tyler Carr, Tyler Carter, Nate Craig-Myers, Marlon Davidson, Javaris Davis, Kyle Davis, Austin Dupper, John Franklin III, Greg Hall Jr., Marquel Harrell, Mike Horton, Darius James, Paul James III, Kaleb Kim, Caleb King, Griffin King, Damian Lewis, Kam Martin, Richard McBryde, Ryan Meneely, Malik Miller, T.J. Neal, Tyler Queen, Ian Shannon, Bailey Sharp, Darius Slayton, Eli Stove, Keenan Sweeney, Marshall Taylor, Daniel Thomas, Tre' Threat, Gary Walker, Prince Tega Wanogho

**STUDENT-ATHLETE EXPERIENCE: WELLNESS KITCHEN**

» Auburn's Wellness Kitchen offers all-you-care-to-eat dining, featuring various action stations, a pizza oven, a carving station, a hot line with fresh meats and vegetables, a salad bar and a smoothie station.



TIGERS IN THE NFL

| Name                | Pos. | Team                 |
|---------------------|------|----------------------|
| Cameron Artis-Payne | RB   | Carolina Panthers    |
| Peyton Barber       | RB   | Tampa Bay Buccaneers |
| Daren Bates         | LB   | Oakland Raiders      |
| Angelo Blackson     | DL   | Tennessee Titans     |
| Quan Bray           | WR   | Indianapolis Colts   |
| Sammie Coates       | WR   | Pittsburgh Steelers  |
| Shon Coleman        | OL   | Cleveland Browns     |
| Karlos Dansby       | LB   | Cincinnati Bengals   |
| Chris Davis         | DB   | San Francisco 49ers  |
| King Dunlap         | OL   | San Diego Chargers   |
| Nick Fairley        | DT   | New Orleans Saints   |
| Dee Ford            | DE   | Kansas City Chiefs   |
| Corey Grant         | RB   | Jacksonville Jaguars |
| Josh Harris         | LS   | Atlanta Falcons      |
| Jonathan Jones      | DB   | New England Patriots |
| Brandon King        | DB   | New England Patriots |
| DaVonte Lambert     | DL   | Tampa Bay Buccaneers |
| Corey Lemonier      | LB   | Cleveland Browns     |
| Ricardo Louis       | WR   | Cleveland Browns     |
| Sen'Derrick Marks   | DT   | Jacksonville Jaguars |
| Nick Marshall       | DB   | New York Jets        |
| Tre Mason           | RB   | Los Angeles Rams     |
| Cam Newton          | QB   | Carolina Panthers    |
| Cody Parkey         | K    | Cleveland Browns     |
| Jeraud Powers       | DB   | Baltimore Ravens     |
| Jay Prosch          | FB   | Houston Texans       |
| Greg Robinson       | OL   | Los Angeles Rams     |
| Pat Sims            | DT   | Cincinnati Bengals   |
| Robenson Therezie   | DB   | Atlanta Falcons      |
| Neiko Thorpe        | DB   | Seattle Seahawks     |
| C.J. Uzomah         | TE   | Cincinnati Bengals   |
| Christian Westerman | OL   | Cincinnati Bengals   |
| Gabe Wright         | DL   | Cleveland Browns     |
| Avery Young         | OL   | New Orleans Saints   |

» Auburn has 34 players on NFL rosters, representing 20 different NFL teams

» On NFL practice squads: Blake Countess (Los Angeles), Chris Landrum (Chargers), Chad Slade (Houston), Jermaine Whitehead (Green Bay)

» Auburn letterman Kevin Greene was inducted to the Pro Football Hall of Fame in August, the second Tiger so honored. Greene played for the Rams, Steelers, Panthers and 49ers in 15 NFL seasons (1985-99), leading the league in sacks twice. A five-time Pro Bowler, he had 160 career sacks, third best in league history at the time of his retirement.

» Auburn has had 29 players taken in the first round and four No. 1 overall draft picks: Cam Newton (Carolina, '11), Aundray Bruce (Atlanta, '88), Bo Jackson (Tampa, '86) & Tucker Frederickson (NY Giants, '65)

» At least one former Tiger has been selected to 16 of the last 17 Pro Bowls. Auburn has had at least one former player in eight of the last 11 Super Bowls

» Ford had seven double-digit tackle games last season and ranked fourth in the SEC with 118 total tackles, the most for a season at Auburn since Dontarrious Thomas (122) in 2001.

Since 2001, only three other Auburn defenders have recorded more than 100 tackles in a season: Daren Bates (104 in 2011), Josh Bynes (104 in 2009) and Neiko Thorpe (102 in 2011).

» With 253 career tackles, Ford ranks seventh among current Power 5 defensive backs. Ford and transfer linebacker T.J. Neal (253) are tied for is 23rd among active players overall.

**THE LAWSON IMPACT**

» Nobody packs a punch for the Auburn defense like junior defensive end Carl Lawson.

The preseason All-America candidate appeared in only seven games last season, but his impact was noticeable every minute he was on the field, earning him team captain honors.

The Tigers' numbers since the start of 2015 with Lawson in vs. out of the lineup:

|                  | With  | Without |
|------------------|-------|---------|
| Games            | 12.5  | 6.5     |
| Sacks            | 26    | 7       |
| Pts Allowed/GM   | 18.1  | 32.0    |
| Yds Allowed/GM   | 359.8 | 438.5   |
| Yds Allowed/Play | 4.9   | 5.9     |
| Rush TD Allowed  | 10    | 18      |
| Pass TD Allowed  | 11    | 8       |

» At Mississippi State, Lawson recorded two sacks (his third career multiple-sack game) and a forced fumble, giving him six sacks for the season and 11 for his career. Lawson was named SEC defensive lineman of the week.

**INTERCEPTORS**

» Joshua Holsey's third-quarter interception against Clemson was the second pick of his career, making him the fifth member of the current squad with multiple career interceptions.

Redshirt freshman Javaris Davis recorded his first career interception against ULM and Stephen Roberts had his first career interception at Mississippi State.

**CAREER INT ON CURRENT SQUAD:**

- 5: Johnathan Ford
- 3: Carlton Davis, Tray Matthews#, Marshall Taylor%
- 2: Joshua Holsey
- 1: Montravious Adams, Javaris Davis, Stephen Roberts, T.J. Neal ^
- #1 at Georgia %3 at Miami (OH) ^ 1 at Illinois

» The Auburn defense has 52 interceptions in 46 games (1.13/gm) since the beginning of the 2013 season.

**LOU GROZA FINALIST DANIEL CARLSON**

» Junior Daniel Carlson tied an Auburn and SEC record with a 6-6 field goal performance against LSU, hitting from 51, 37, 31, 29, 29, and 29 yards, his eighth career game with three or more FG made.

» Carlson is Auburn's all-time leader in field goal percentage (.831, 54-65), a mark that ranks fourth in SEC history.

» Carlson leads the nation with a 96.7% touchback percentage (30-31) this season, 30 in a row. For his career, 130 of 182 kickoffs (71.4%) have been touchbacks.

» Against Arkansas State, Carlson set an Auburn record for most points scored by a kicker (21), making three field goals, six PAT and scoring a 20-yard rushing touchdown on a fake field goal attempt (the first Auburn TD on a fake FG since 2000). Carlson broke the record of 18 points scored in a game that he (at Alabama, 2014) shared with Al Del Greco (vs. Kentucky, 1982).

» With his 53-yard field goal against Clemson, Auburn's first score of 2016, Carlson became the Tigers' career leader for FG of 50 yards or longer, surpassing Neil O'Donoghue (five from 1975-76). **His 53-yarder is the ninth-longest FG in the FBS this season.**

» Carlson is 7-9 on career FG of at least 50 yards. He's the just the third AU kicker with 50+-yard FGs in back-to-back games, along with John Riley (1969; Tennessee/56, Kentucky/54) and John Vaughn (Washington State/52, Miss State/55). In 1987, Win Lyle had FGs of 55 and 52 yards in a game vs. Tennessee. His 50+-yard kicks:

- 56 vs. Louisville (2015)
- 53 vs. Clemson (2016)
- 52 at Kentucky (2015)
- 52 vs. Ole Miss (2015)
- 51 vs. Wisconsin (2014)
- 51 vs. Mississippi State (2015)
- 51 vs. LSU (2016)

» Carlson is second in Auburn career field goals made (54) behind Wes Byrum (60 from 2007-10), and just one of four Auburn kickers all-time to make 15+ FG in multiple seasons: **Wes Byrum** (2007, 2009, 2010) **Daniel Carlson** (2014, 2015) **Jim Von Wyl** (1990, 1991) **Win Lyle** (1987, 1989)

» Carlson has scored 280 points kicking (54-65 FG, 118-118 PAT) during his three-year career, third all-time among Auburn kickers. Just the ninth Auburn player ever to score more than 100 points in a season, his overall



scoring total of 286 points is third in Auburn history, passing Bo Jackson (274 points from 1982-85) and Carnell Williams (276 points from 2001-04).

» Carlson has made 118 consecutive PAT kicks, the second longest such string in Auburn history. He is fifth in Auburn career PAT made, and one of just six SEC kickers to convert 100% of more than 100 PAT attempts.

**Auburn's All-Time Consecutive PAT Streaks**

|   |            |
|---|------------|
| 1. Damon Duval (1999-2002)              | 125        |
| 2. <b>Daniel Carlson (2014-present)</b> | <b>118</b> |
| 3. Wes Byrum (2008-10)                  | 111        |
| 4. John Vaughn (2004-06)                | 110        |
| 5. Cody Parkey (2011-13)                | 89         |

**ON SPECIAL TEAMS**

» Montravius Adams' block of a ULM field goal attempt was Auburn's first field goal block since Blake Countess against Memphis in last year's Birmingham Bowl.

» Auburn is second in the longest current string nationally of games without having a punt blocked. The Tigers' last blocked punt attempt was vs. Mississippi State in 2009, a string of 96 games.

**Current streak/games without a blocked punt:**

| School  | Year Since | Games |
|---------|------------|-------|
| Hawai'i | 2008       | 97    |
| Auburn  | 2009       | 96    |

» Auburn kickers have converted 145 consecutive PAT attempts back to the 2013 Tennessee game, **the fourth longest active streak in the FBS behind Florida State, Michigan and Memphis.**

» Auburn did not punt against ULM, the second time this season the Tigers have not been forced to punt. Arkansas State was the first game Auburn didn't punt in a game since the 2013 Western Carolina game.

**MORE FROM THE MISSISSIPPI STATE GAME...**

» Auburn has had more than 30 minutes of possession in four straight games (TAMU, 31:04; LSU, 32:11; ULM, 33:15; MSU, 33:22).

» 35 was the most points Auburn scored in the first half since scoring 38 vs. San José State in the first half last season. It's the most points scored in the first half of an SEC game since 38 vs. Mississippi State in 2003 and the most in any half of an SEC game since 2010 (38 vs. Arkansas, 2nd half).

» Mississippi State's 91 total yards in the first half were Auburn's fewest yards allowed in half vs. an SEC opponent since LSU (90) in 2014.

» It was Auburn's largest halftime lead in an SEC game since a 42-6 advantage vs. Vanderbilt in 1990. It was the largest halftime lead in an SEC road game since leading Florida 35-0 in 1970. It was Auburn's first first-half shutout of an SEC opponent since 2008.

» Auburn held Mississippi State to 289 yards of total offense, the fewest Auburn has held an SEC opponent to in a road game since 2011 at South Carolina (289 yards).

**NON-CONFERENCE PLAY**

» Auburn's 29-game home non-conference winning streak was snapped in the opener against Clemson; Auburn had won 14 consecutive regular season games against non-conference competition since a 26-19 loss to No. 14 Clemson in the 2012 season opener. Auburn's all-time regular season record in non-conference play since SEC action began in 1933 is 243-68-6.

**MORE TIGER STRIPES...**

» On the 2016 squad, 36 players now have at least one college start to their credit, 17 on the Auburn offense and 19 on defense.

» Since 2001, Auburn is 118-21 (.848) when scoring 20 or more points in a game. Dating back to 1993, Auburn is 174-29-1 (.855) when scoring 20 or more points. All-time, Auburn is now 320-9 (.973) when scoring 30 points.

» Auburn is 5-0 under head coach Gus Malzahn in regular season games following a bye week, including wins vs. Ole Miss (2013), Alabama (2013), at Kansas State (2014), vs. South Carolina (2014) and at Kentucky (2015).

» Saturday's game will be the 14th match-up of AP-ranked teams Auburn has played in during Gus Malzahn's tenure. The Tigers are 7-6 in the first 12 meetings between ranked teams, including a 3-0 mark in Jordan-Hare Stadium.

» Auburn will travel fewer miles from home this regular season than any other FBS team. To their four road contests, the Tigers will log only 1,748 miles. Teams with the fewest travel miles:

|              |       |
|--------------|-------|
| Auburn       | 1,748 |
| Michigan     | 2,308 |
| Oklahoma St. | 2,404 |
| Northwestern | 2,488 |
| Wisconsin    | 2,540 |

» The Tigers have 745 total victories, 13th among the all-time winningest FBS football programs. The 23 FBS teams with 700+ all-time wins: Michigan, Texas, Nebraska, Notre Dame, Penn State, Ohio State, Oklahoma, Alabama, Tennessee, Southern Cal, Georgia, LSU, Auburn, West Virginia, Syracuse, Virginia Tech, Texas A&M, Georgia Tech, Pitt, Washington, Florida, Arkansas and Clemson.

**CAREER PARTICIPATION**

| No. | Name                    | GP/GS          |
|-----|-------------------------|----------------|
| 1   | Montravius Adams, DL    | 45/29          |
| 48  | Montavious Atkinson, DB | 16/0           |
| 11  | Markell Boston, DB      | 6/0            |
| 22  | John Broussard Jr., DB  | 4/0            |
| 5   | Derrick Brown, DL       | 6/0            |
| 65  | Tucker Brown, OL        | 7/0            |
| 38  | Daniel Carlson, K       | 32/-           |
| 67  | Tyler Carr, OL          | 4/0            |
| 93  | Tyler Carter, DL        | 1/0            |
| 9   | Byron Cowart, DL        | 19/0           |
| 27  | Chandler Cox, FB        | 19/15          |
| 3   | Nate Craig-Myers, WR    | 6/0            |
| 52  | Xavier Dampier, OL      | 10/4           |
| 3   | Marlon Davidson, DL     | 6/6            |
| 6   | Carlton Davis, DB       | 19/14          |
| 57  | Deshawn Davis, LB       | 18/6           |
| 31  | Javaris Davis, DB       | 6/2            |
| 11  | Kyle Davis, WR          | 6/0            |
| 80  | Marcus Davis, WR        | 46/13          |
| 83  | Ryan Davis, WR          | 14/5           |
| 28  | T.J. Davis, DB          | 32/0           |
| 20  | Jeremiah Dinson, DB     | 9/1            |
| 25  | Austin Dupper, DB       | 2/0            |
| 23  | Johnathan Ford, DB      | 46/30          |
| 5   | John Franklin III, QB   | 6/0            |
| 73  | Austin Golson, OL       | 29/16 (12/0)   |
| 41  | Greg Hall Jr., LB       | 4/0            |
| 77  | Marquel Harrell, OL     | 2/0            |
| 85  | Jalen Harris, TE        | 18/1           |
| 33  | Will Hastings, WR/K     | 7/0            |
| 4   | Jeff Holland, LB        | 19/0           |
| 15  | Joshua Holsey, DB       | 38/25          |
| 64  | Mike Horton, OL         | 5/0            |
| 78  | Darius James, OL        | 12/4* (6/2)    |
| 10  | Paul James III, LB      | 7/0* (4/0)     |
| 6   | Jeremy Johnson, QB      | 27/9           |
| 21  | Kerryon Johnson, RB     | 19/5           |
| 54  | Kaleb Kim, OL           | 2/0            |
| 46  | Caleb King, TE          | 1/0            |
| 89  | Griffin King, WR        | 1/0            |
| 63  | Alex Kozan, OL          | 33/33          |
| 94  | Devaroe Lawrence, DL    | 22/0           |
| 55  | Carl Lawson, DL         | 27/13          |
| 70  | Robert Leff, OL         | 46/8           |
| 30  | Damian Lewis, RB        | 1/0            |
| 9   | Kam Martin, RB          | 5/0            |
| 28  | Tray Matthews, DB       | 24/19* (10/7)  |
| 51  | Richard McBryde, LB     | 4/0            |
| 61  | Ryan Meneely, OL        | 1/0            |
| 32  | Malik Miller, RB        | 3/0            |
| 75  | Deon Mix, OL            | 4/0            |
| 17  | T.J. Neal, LB           | 43/25* (38/25) |
| 36  | Kamryn Pettway, FB      | 17/3           |
| 91  | Kevin Phillips, P       | 17/-           |
| 69  | Ike Powell, LS          | 23/-           |
| 15  | Tyler Queen, QB         | 1/0            |
| 37  | Logan Rice, WR          | 2/0            |
| 14  | Stephen Roberts, DB     | 30/6           |
| 19  | Nick Ruffin, DB         | 28/5           |
| 95  | Dontavius Russell, DL   | 19/16          |
| 43  | Ian Shannon, K/P        | 3/-            |
| 66  | Bailey Sharp, OL        | 1/0            |
| 36  | Michael Sherwood, DB    | 3/0            |
| 58  | Josh Shockley, LB       | 9/0            |
| 81  | Darius Slayton, WR      | 6/5            |
| 71  | Braden Smith, OL        | 32/20          |
| 4   | Jason Smith, WR         | 18/2           |
| 8   | Tony Stevens, WR        | 34/7           |
| 29  | Tyler Stovall, H        | 32/-           |
| 12  | Eli Stove, WR           | 5/0            |
| 90  | Maurice Swain Jr., DL   | 19/1           |
| 42  | Keenan Sweeney, FB      | 2/0            |
| 26  | Marshall Taylor, DB     | 41/32* (36/32) |
| 24  | Daniel Thomas, DB       | 4/0            |
| 42  | Tre' Threat, LB         | 6/0            |
| 47  | Cameron Toney, LB       | 5/1            |
| 10  | Stanton Truitt, WR      | 14/3           |
| 97  | Gary Walker, DL         | 1/0            |
| 76  | Prince Tega Wanogho, OL | 4/0            |
| 13  | Sean White, QB          | 13/12          |
| 79  | Andrew Williams, DL     | 19/0           |
| 49  | Darrell Williams, LB    | 15/4           |
| 30  | Tre' Williams, LB       | 31/9           |

\*includes previous school (previous school total)

## ALPHABETICAL ROSTER

| NO. | NAME                 | POS. | HT.  | WT. | YR.  | HOMETOWN             | NO. | NAME                | POS. | HT.  | WT. | YR.  | HOMETOWN         |
|-----|----------------------|------|------|-----|------|----------------------|-----|---------------------|------|------|-----|------|------------------|
| 16  | Devin Adams          | QB   | 6-2  | 248 | Jr.  | Mobile, AL           | 55  | Carl Lawson         | DL   | 6-2  | 253 | Jr.  | Alpharetta, GA   |
| 1   | Montravius Adams     | DL   | 6-4  | 309 | Sr.  | Vienna, GA           | 31  | Sage Ledbetter      | K/P  | 6-0  | 183 | Fr.  | Auburn, AL       |
| 48  | Montavious Atkinson  | LB   | 6-1  | 211 | So.  | Fairburn, GA         | 70  | Robert Leff         | OL   | 6-6  | 299 | Sr.  | Fairhope, AL     |
| 1   | Woody Barrett        | QB   | 6-2  | 238 | Fr.  | Winter Garden, FL    | 44  | Raymond Lester      | DB   | 5-11 | 171 | RFr. | Marietta, GA     |
| 82  | Pete Berryman        | TE   | 6-5  | 220 | So.  | Birmingham, AL       | 30  | Damian Lewis        | RB   | 5-9  | 229 | Sr.  | Wetumpka, AL     |
| 47  | Jack Bjork           | WR   | 6-1  | 192 | Sr.  | Dallas, TX           | 9   | Kam Martin          | RB   | 5-10 | 177 | Fr.  | Port Arthur, TX  |
| 11  | Markell Boston       | DB   | 6-0  | 200 | So.  | Newnan, GA           | 28  | Tray Matthews       | DB   | 6-1  | 207 | Jr.  | Newnan, GA       |
| 22  | John Broussard Jr.   | DB   | 5-11 | 168 | Fr.  | Phenix City, AL      | 51  | Richard McBryde     | LB   | 6-1  | 231 | RFr. | Troy, AL         |
| 5   | Derrick Brown        | DL   | 6-5  | 330 | Fr.  | Sugar Hill, GA       | 17  | Marquis McClain     | WR   | 6-2  | 208 | Fr.  | Crestview, FL    |
| 65  | Tucker Brown         | OL   | 6-3  | 290 | So.  | Trussville, AL       | 45  | Jaylen McGriff      | WR   | 6-0  | 198 | Jr.  | Brentwood, TN    |
| 38  | Daniel Carlson       | K    | 6-4  | 218 | Jr.  | Colorado Springs, CO | 61  | Ryan Meneely        | OL   | 6-2  | 301 | RFr. | McDonough, GA    |
| 67  | Tyler Carr           | OL   | 6-5  | 318 | RFr. | Southside, AL        | 32  | Malik Miller        | RB   | 5-11 | 229 | Fr.  | Huntsville, AL   |
| 93  | Tyler Carter         | DL   | 6-1  | 243 | RFr. | Decatur, AL          | 96  | Sidney Mims         | DL   | 6-4  | 250 | Fr.  | Montgomery, AL   |
| 43  | Cedric Chambers      | RB   | 5-7  | 182 | RFr. | Valley, AL           | 75  | Deon Mix            | OL   | 6-4  | 315 | Jr.  | Batesville, MS   |
| 8   | Marlon Character Jr. | DB   | 6-0  | 181 | Fr.  | Atlanta, GA          | 35  | James Owens Moss    | WR   | 5-9  | 177 | Fr.  | Opelika, AL      |
| 91  | Nick Coe             | DL   | 6-6  | 255 | Fr.  | Asheboro, NC         | 39  | Robert Muschamp     | FB   | 6-1  | 255 | RFr. | Rome, GA         |
| 9   | Byron Cowart         | DE   | 6-3  | 276 | So.  | Seffner, FL          | 18  | Jayvaughn Myers     | DB   | 6-1  | 179 | Fr.  | Dade City, FL    |
| 27  | Chandler Cox         | FB   | 6-1  | 236 | So.  | Apopka, FL           | 17  | T.J. Neal           | LB   | 6-0  | 235 | Sr.  | McKeesport, PA   |
| 3   | Nate Craig-Myers     | WR   | 6-2  | 204 | Fr.  | Dade City, FL        | 99  | Spencer Nigh        | FB   | 6-0  | 272 | Fr.  | Magnolia, TX     |
| 84  | Chase Cramer         | FB   | 5-10 | 208 | RFr. | Orlando, FL          | 87  | Pace Ozmint         | WR   | 6-1  | 179 | Fr.  | Glencoe, AL      |
| 52  | Xavier Dampier       | OL   | 6-2  | 310 | Sr.  | Mendenhall, MS       | 36  | Kamryn Pettway      | RB   | 6-0  | 240 | So.  | Montgomery, AL   |
| 3   | Marlon Davidson      | DL   | 6-3  | 273 | Fr.  | Greenville, AL       | 91  | Kevin Phillips      | P    | 6-0  | 185 | Sr.  | Greenwood, MS    |
| 6   | Carlton Davis        | DB   | 6-1  | 195 | So.  | Miami, FL            | 69  | Ike Powell          | LS   | 6-3  | 264 | Jr.  | Tifton, GA       |
| 57  | Deshaun Davis        | LB   | 5-11 | 239 | So.  | Prichard, AL         | 15  | Tyler Queen         | QB   | 6-1  | 236 | RFr. | Kennesaw, GA     |
| 31  | Javaris Davis        | DB   | 5-10 | 182 | RFr. | Jacksonville, FL     | 37  | Logan Rice          | WR   | 6-0  | 206 | So.  | Rome, GA         |
| 11  | Kyle Davis           | WR   | 6-2  | 219 | Fr.  | Loganville, GA       | 50  | Chase Ritter        | LB   | 5-10 | 205 | Jr.  | Wetumpka, AL     |
| 80  | Marcus Davis         | WR   | 5-9  | 180 | Sr.  | Boynton Beach, FL    | 14  | Stephen Roberts     | DB   | 5-11 | 183 | Jr.  | Opelika, AL      |
| 83  | Ryan Davis           | WR   | 5-9  | 172 | So.  | St. Petersburg, FL   | 45  | Jacob Rogers        | DB   | 5-11 | 190 | Fr.  | Goodwater, AL    |
| 25  | Stephen Davis Jr.    | RB   | 6-3  | 206 | Fr.  | Irmo, SC             | 19  | Nick Ruffin         | DB   | 6-0  | 203 | Jr.  | Duluth, GA       |
| 13  | T.J. Davis           | DB   | 6-0  | 190 | Sr.  | Tallahassee, FL      | 95  | Dontavious Russell  | DL   | 6-3  | 308 | So.  | Carrollton, GA   |
| 12  | Jamel Dean           | DB   | 6-2  | 209 | RFr. | Cocoa, FL            | 72  | Prince Sammons      | OL   | 6-7  | 289 | Fr.  | Clarksville, OH  |
| 20  | Jeremiah Dinson      | DB   | 6-0  | 177 | So.  | Miami, FL            | 43  | Ian Shannon         | K/P  | 6-3  | 218 | RFr. | Marietta, GA     |
| 74  | Bubba Dowdell        | OL   | 6-2  | 297 | Fr.  | Auburn, AL           | 66  | Bailey Sharp        | OL   | 6-5  | 300 | RFr. | Marietta, GA     |
| 25  | Austin Dupper        | DB   | 5-9  | 176 | Sr.  | Decatur, AL          | 59  | Sam Sherrod         | LB   | 5-10 | 192 | Fr.  | Birmingham, AL   |
| 49  | Jeff Ford            | TE   | 6-4  | 268 | Fr.  | Glencoe, AL          | 36  | Michael Sherwood    | DB   | 5-9  | 175 | Jr.  | Atlanta, GA      |
| 23  | Johnathan Ford       | DB   | 6-0  | 204 | Sr.  | Big Cove, AL         | 58  | Josh Shockley       | LB   | 5-10 | 218 | So.  | Locust Grove, GA |
| 5   | John Franklin III    | QB   | 6-1  | 186 | Jr.  | Ft. Lauderdale, FL   | 39  | Conner Sibley       | LB   | 5-10 | 200 | RFr. | Athens, GA       |
| 73  | Austin Golson        | OL   | 6-5  | 314 | Jr.  | Prattville, AL       | 81  | Darius Slayton      | WR   | 6-2  | 191 | RFr. | Norcross, GA     |
| 40  | Eugene Govan         | RB   | 5-7  | 190 | RFr. | Grovetown, GA        | 71  | Braden Smith        | OL   | 6-6  | 300 | Jr.  | Olathe, KS       |
| 86  | Carson Griffis       | WR   | 5-10 | 166 | Fr.  | Homewood, AL         | 53  | Clarke Smith        | LS   | 6-3  | 239 | Fr.  | Leeds, AL        |
| 46  | Devin Guice          | DB   | 5-7  | 153 | Fr.  | Opelika, AL          | 4   | Jason Smith         | WR   | 6-1  | 188 | Jr.  | Mobile, AL       |
| 41  | Greg Hall Jr.        | LB   | 6-3  | 250 | Sr.  | Athens, GA           | 8   | Tony Stevens        | WR   | 6-4  | 212 | Sr.  | Orlando, FL      |
| 77  | Marquel Harrell      | OL   | 6-3  | 318 | RFr. | Fairburn, GA         | 29  | Tyler Stovall       | H    | 6-1  | 212 | Jr.  | Hokes Bluff, AL  |
| 85  | Jalen Harris         | TE   | 6-4  | 259 | So.  | Montgomery, AL       | 12  | Eli Stove           | WR   | 6-0  | 177 | Fr.  | Niceville, FL    |
| 33  | Will Hastings        | K/WR | 5-10 | 172 | So.  | Little Rock, AR      | 90  | Maurice Swain Jr.   | DL   | 6-5  | 314 | Sr.  | West Point, GA   |
| 4   | Jeff Holland         | OLB  | 6-2  | 250 | So.  | Jacksonville, FL     | 42  | Keenan Sweeney      | FB   | 6-0  | 237 | So.  | Snellville, GA   |
| 15  | Joshua Holsey        | DB   | 5-11 | 195 | Sr.  | Fairburn, GA         | 26  | Marshall Taylor     | DB   | 6-3  | 191 | Sr.  | Cordele, GA      |
| 64  | Mike Horton          | OL   | 6-4  | 331 | RFr. | Atlanta, GA          | 24  | Daniel Thomas       | DB   | 5-11 | 192 | Fr.  | Montgomery, AL   |
| 52  | Antwuan Jackson Jr.  | DL   | 6-2  | 303 | Fr.  | Ellenwood, GA        | 56  | Jackson Thomas      | LB   | 5-11 | 221 | Sr.  | Birmingham, AL   |
| 78  | Darius James         | OL   | 6-4  | 320 | Jr.  | Killeen, TX          | 42  | Tre' Threat         | LB   | 6-1  | 240 | Fr.  | Mobile, AL       |
| 10  | Paul James III       | LB   | 6-4  | 271 | Jr.  | Miami, FL            | 48  | C.J. Tolbert        | RB   | 5-7  | 195 | So.  | Dadeville, AL    |
| 62  | Jaunta'vius Johnson  | DL   | 6-2  | 317 | RFr. | Lincoln, AL          | 47  | Cameron Toney       | OLB  | 6-1  | 244 | Jr.  | Huntsville, AL   |
| 6   | Jeremy Johnson       | QB   | 6-5  | 234 | Sr.  | Montgomery, AL       | 10  | Stanton Truitt      | WR   | 5-9  | 185 | So.  | Atlanta, GA      |
| 21  | Kerryon Johnson      | RB   | 6-0  | 211 | So.  | Madison, AL          | 68  | Zach Wade           | LS   | 5-10 | 218 | So.  | Bremen, GA       |
| 54  | Kaleb Kim            | OL   | 6-4  | 290 | RFr. | Buford, GA           | 97  | Gary Walker         | DL   | 5-11 | 269 | RFr. | Toccoa, GA       |
| 46  | Caleb King           | TE   | 6-3  | 221 | Jr.  | Huntsville, AL       | 76  | Prince Tega Wanogho | OL   | 6-8  | 282 | RFr. | Elmore, AL       |
| 89  | Griffin King         | WR   | 5-10 | 181 | RFr. | Atlanta, GA          | 13  | Sean White          | QB   | 6-0  | 200 | So.  | Boca Raton, FL   |
| 63  | Alex Kozan           | OL   | 6-4  | 310 | Sr.  | Castle Rock, CO      | 79  | Andrew Williams     | DL   | 6-4  | 289 | So.  | McDonough, GA    |
| 94  | Devaroe Lawrence     | DL   | 6-2  | 303 | Sr.  | Greenville, SC       | 49  | Darrell Williams    | LB   | 6-2  | 231 | So.  | Hoover, AL       |
|     |                      |      |      |     |      |                      | 30  | Tre' Williams       | LB   | 6-2  | 240 | Jr.  | Mobile, AL       |



**NUMERICAL ROSTER**

| NO. | NAME                 | POS. | HT.  | WT. | YR.  | HOMETOWN             |
|-----|----------------------|------|------|-----|------|----------------------|
| 1   | Montravius Adams     | DL   | 6-4  | 309 | Sr.  | Vienna, GA           |
| 1   | Woody Barrett        | QB   | 6-2  | 238 | Fr.  | Winter Garden, FL    |
| 3   | Nate Craig-Myers     | WR   | 6-2  | 204 | Fr.  | Dade City, FL        |
| 3   | Marlon Davidson      | DL   | 6-3  | 273 | Fr.  | Greenville, AL       |
| 4   | Jeff Holland         | OLB  | 6-2  | 250 | So.  | Jacksonville, FL     |
| 4   | Jason Smith          | WR   | 6-1  | 188 | Jr.  | Mobile, AL           |
| 5   | Derrick Brown        | DL   | 6-5  | 330 | Fr.  | Sugar Hill, GA       |
| 5   | John Franklin III    | QB   | 6-1  | 186 | Jr.  | Ft. Lauderdale, FL   |
| 6   | Carlton Davis        | DB   | 6-1  | 195 | So.  | Miami, FL            |
| 6   | Jeremy Johnson       | QB   | 6-5  | 234 | Sr.  | Montgomery, AL       |
| 8   | Marlon Character Jr. | DB   | 6-0  | 181 | Fr.  | Atlanta, GA          |
| 8   | Tony Stevens         | WR   | 6-4  | 212 | Sr.  | Orlando, FL          |
| 9   | Byron Cowart         | DE   | 6-3  | 276 | So.  | Seffner, FL          |
| 9   | Kam Martin           | RB   | 5-10 | 177 | Fr.  | Port Arthur, TX      |
| 10  | Paul James III       | LB   | 6-4  | 271 | Jr.  | Miami, FL            |
| 10  | Stanton Truitt       | WR   | 5-9  | 185 | So.  | Atlanta, GA          |
| 11  | Markell Boston       | DB   | 6-0  | 200 | So.  | Newnan, GA           |
| 11  | Kyle Davis           | WR   | 6-2  | 219 | Fr.  | Loganville, GA       |
| 12  | Jamel Dean           | DB   | 6-2  | 209 | RFr. | Cocoa, FL            |
| 12  | Eli Stove            | WR   | 6-0  | 177 | Fr.  | Niceville, FL        |
| 13  | T.J. Davis           | DB   | 6-0  | 190 | Sr.  | Tallahassee, FL      |
| 13  | Sean White           | QB   | 6-0  | 200 | So.  | Boca Raton, FL       |
| 14  | Stephen Roberts      | DB   | 5-11 | 183 | Jr.  | Opelika, AL          |
| 15  | Joshua Holsey        | DB   | 5-11 | 195 | Sr.  | Fairburn, GA         |
| 15  | Tyler Queen          | QB   | 6-1  | 236 | RFr. | Kennesaw, GA         |
| 16  | Devin Adams          | QB   | 6-2  | 248 | Jr.  | Mobile, AL           |
| 17  | Marquis McClain      | WR   | 6-2  | 208 | Fr.  | Crestview, FL        |
| 17  | T.J. Neal            | LB   | 6-0  | 235 | Sr.  | McKeesport, PA       |
| 18  | Jayvaughn Myers      | DB   | 6-1  | 179 | Fr.  | Dade City, FL        |
| 19  | Nick Ruffin          | DB   | 6-0  | 203 | Jr.  | Duluth, GA           |
| 20  | Jeremiah Dinson      | DB   | 6-0  | 177 | So.  | Miami, FL            |
| 21  | Kerryon Johnson      | RB   | 6-0  | 211 | So.  | Madison, AL          |
| 22  | John Broussard Jr.   | DB   | 5-11 | 168 | Fr.  | Phenix City, AL      |
| 23  | Johnathan Ford       | DB   | 6-0  | 204 | Sr.  | Big Cove, AL         |
| 24  | Daniel Thomas        | DB   | 5-11 | 192 | Fr.  | Montgomery, AL       |
| 25  | Stephen Davis Jr.    | RB   | 6-3  | 206 | Fr.  | Irmo, SC             |
| 25  | Austin Dupper        | DB   | 5-9  | 176 | Sr.  | Decatur, AL          |
| 26  | Marshall Taylor      | DB   | 6-3  | 191 | Sr.  | Cordele, GA          |
| 27  | Chandler Cox         | FB   | 6-1  | 236 | So.  | Apopka, FL           |
| 28  | Tray Matthews        | DB   | 6-1  | 207 | Jr.  | Newnan, GA           |
| 29  | Tyler Stovall        | H    | 6-1  | 212 | Jr.  | Hokes Bluff, AL      |
| 30  | Damian Lewis         | RB   | 5-9  | 229 | Sr.  | Wetumpka, AL         |
| 30  | Tre' Williams        | LB   | 6-2  | 240 | Jr.  | Mobile, AL           |
| 31  | Javaris Davis        | DB   | 5-10 | 182 | RFr. | Jacksonville, FL     |
| 31  | Sage Ledbetter       | K/P  | 6-0  | 183 | Fr.  | Auburn, AL           |
| 32  | Malik Miller         | RB   | 5-11 | 229 | Fr.  | Huntsville, AL       |
| 33  | Will Hastings        | K/WR | 5-10 | 172 | So.  | Little Rock, AR      |
| 35  | James Owens Moss     | WR   | 5-9  | 177 | Fr.  | Opelika, AL          |
| 36  | Kamryn Pettway       | RB   | 6-0  | 240 | So.  | Montgomery, AL       |
| 36  | Michael Sherwood     | DB   | 5-9  | 175 | Jr.  | Atlanta, GA          |
| 37  | Logan Rice           | WR   | 6-0  | 206 | So.  | Rome, GA             |
| 38  | Daniel Carlson       | K    | 6-4  | 218 | Jr.  | Colorado Springs, CO |
| 39  | Robert Muschamp      | FB   | 6-1  | 255 | RFr. | Rome, GA             |
| 39  | Conner Sibley        | LB   | 5-10 | 200 | RFr. | Athens, GA           |
| 40  | Eugene Govan         | RB   | 5-7  | 190 | RFr. | Grovetown, GA        |
| 41  | Greg Hall Jr.        | LB   | 6-3  | 250 | Sr.  | Athens, GA           |
| 42  | Keenan Sweeney       | FB   | 6-0  | 237 | So.  | Snellville, GA       |
| 42  | Tre' Threat          | LB   | 6-1  | 240 | Fr.  | Mobile, AL           |
| 43  | Cedric Chambers      | RB   | 5-7  | 182 | RFr. | Valley, AL           |
| 43  | Ian Shannon          | K/P  | 6-3  | 218 | RFr. | Marietta, GA         |

| NO. | NAME                | POS. | HT.  | WT. | YR.  | HOMETOWN           |
|-----|---------------------|------|------|-----|------|--------------------|
| 44  | Raymond Lester      | DB   | 5-11 | 171 | RFr. | Marietta, GA       |
| 45  | Jaylen McGriff      | WR   | 6-0  | 198 | Jr.  | Brentwood, TN      |
| 45  | Jacob Rogers        | DB   | 5-11 | 190 | Fr.  | Goodwater, AL      |
| 46  | Caleb King          | TE   | 6-3  | 221 | Jr.  | Huntsville, AL     |
| 46  | Devin Guice         | DB   | 5-7  | 153 | Fr.  | Opelika, AL        |
| 47  | Cameron Toney       | OLB  | 6-1  | 244 | Jr.  | Huntsville, AL     |
| 47  | Jack Bjork          | WR   | 6-1  | 192 | Sr.  | Dallas, TX         |
| 48  | Montavious Atkinson | LB   | 6-1  | 211 | So.  | Fairburn, GA       |
| 48  | C.J. Tolbert        | RB   | 5-7  | 195 | So.  | Dadeville, AL      |
| 49  | Jeff Ford           | TE   | 6-4  | 268 | Fr.  | Glencoe, AL        |
| 49  | Darrell Williams    | LB   | 6-2  | 231 | So.  | Hoover, AL         |
| 50  | Chase Ritter        | LB   | 5-10 | 205 | Jr.  | Wetumpka, AL       |
| 51  | Richard McBryde     | LB   | 6-1  | 231 | RFr. | Troy, AL           |
| 52  | Xavier Dampeer      | OL   | 6-2  | 310 | Sr.  | Mendenhall, MS     |
| 52  | Antwan Jackson Jr.  | DL   | 6-2  | 303 | Fr.  | Ellenwood, GA      |
| 53  | Clarke Smith        | LS   | 6-3  | 239 | Fr.  | Leeds, AL          |
| 54  | Kaleb Kim           | OL   | 6-4  | 290 | RFr. | Buford, GA         |
| 55  | Carl Lawson         | DL   | 6-2  | 253 | Jr.  | Alpharetta, GA     |
| 56  | Jackson Thomas      | LB   | 5-11 | 221 | Sr.  | Birmingham, AL     |
| 57  | Deshawn Davis       | LB   | 5-11 | 239 | So.  | Pritchard, AL      |
| 58  | Josh Shockley       | LB   | 5-10 | 218 | So.  | Locust Grove, GA   |
| 59  | Sam Sherrrod        | LB   | 5-10 | 192 | Fr.  | Birmingham, AL     |
| 61  | Ryan Meneely        | OL   | 6-2  | 301 | RFr. | McDonough, GA      |
| 62  | Jaunta'vius Johnson | DL   | 6-2  | 317 | RFr. | Lincoln, AL        |
| 63  | Alex Kozan          | OL   | 6-4  | 310 | Sr.  | Castle Rock, CO    |
| 64  | Mike Horton         | OL   | 6-4  | 331 | RFr. | Atlanta, GA        |
| 65  | Tucker Brown        | OL   | 6-3  | 290 | So.  | Trussville, AL     |
| 66  | Bailey Sharp        | OL   | 6-5  | 300 | RFr. | Marietta, GA       |
| 67  | Tyler Carr          | OL   | 6-5  | 318 | RFr. | Southside, AL      |
| 68  | Zach Wade           | LS   | 5-10 | 218 | So.  | Bremen, GA         |
| 69  | Ike Powell          | LS   | 6-3  | 264 | Jr.  | Tifton, GA         |
| 70  | Robert Leff         | OL   | 6-6  | 299 | Sr.  | Fairhope, AL       |
| 71  | Braden Smith        | OL   | 6-6  | 300 | Jr.  | Olathe, KS         |
| 72  | Prince Sammons      | OL   | 6-7  | 289 | Fr.  | Clarksville, OH    |
| 73  | Austin Golson       | OL   | 6-5  | 314 | Jr.  | Prattville, AL     |
| 74  | Bubba Dowdell       | OL   | 6-2  | 297 | Fr.  | Auburn, AL         |
| 75  | Deon Mix            | OL   | 6-4  | 315 | Jr.  | Batesville, MS     |
| 76  | Prince Tega Wanogho | OL   | 6-8  | 282 | RFr. | Elmore, AL         |
| 77  | Marquel Harrell     | OL   | 6-3  | 318 | RFr. | Fairburn, GA       |
| 78  | Darius James        | OL   | 6-4  | 320 | Jr.  | Killeen, TX        |
| 79  | Andrew Williams     | DL   | 6-4  | 289 | So.  | McDonough, GA      |
| 80  | Marcus Davis        | WR   | 5-9  | 180 | Sr.  | Boynton Beach, FL  |
| 81  | Darius Slayton      | WR   | 6-2  | 191 | RFr. | Norcross, GA       |
| 82  | Pete Berryman       | TE   | 6-5  | 220 | So.  | Birmingham, AL     |
| 83  | Ryan Davis          | WR   | 5-9  | 172 | So.  | St. Petersburg, FL |
| 84  | Chase Cramer        | FB   | 5-10 | 208 | RFr. | Orlando, FL        |
| 85  | Jalen Harris        | TE   | 6-4  | 259 | So.  | Montgomery, AL     |
| 86  | Carson Griffis      | WR   | 5-10 | 166 | Fr.  | Homewood, AL       |
| 87  | Pace Ozmint         | WR   | 6-1  | 179 | Fr.  | Glencoe, AL        |
| 89  | Griffin King        | WR   | 5-10 | 181 | RFr. | Atlanta, GA        |
| 90  | Maurice Swain Jr.   | DL   | 6-5  | 314 | Sr.  | West Point, GA     |
| 91  | Kevin Phillips      | P    | 6-0  | 185 | Sr.  | Greenwood, MS      |
| 91  | Nick Coe            | DL   | 6-6  | 255 | Fr.  | Asheboro, NC       |
| 93  | Tyler Carter        | DL   | 6-1  | 243 | RFr. | Decatur, AL        |
| 94  | Devaroe Lawrence    | DL   | 6-2  | 303 | Sr.  | Greenville, SC     |
| 95  | Dontavious Russell  | DL   | 6-3  | 308 | So.  | Carrollton, GA     |
| 96  | Sidney Mims         | DL   | 6-4  | 250 | Fr.  | Montgomery, AL     |
| 97  | Gary Walker         | DL   | 5-11 | 269 | RFr. | Toccoa, GA         |
| 99  | Spencer Nigh        | FB   | 6-0  | 272 | Fr.  | Magnolia, TX       |

**PRONUNCIATION GUIDE**

| NO. | NAME                | PRONUNCIATION       |
|-----|---------------------|---------------------|
| 1   | MONTRAVIUS Adams    | mon-TRAY-vee-us     |
| 48  | MONTAVIOUS Atkinson | mon-TAY-vee-us      |
| 64  | Jack BJORK          | BE-YORK             |
| 22  | John BROUSSARD      | brew-SARD           |
| 52  | XAVIER DAMPEER      | Zavier DAM-peer     |
| 31  | JAVARIS Davis       | ja-VAR-is           |
| 12  | JAMEL Dean          | ja-MELL             |
| 38  | Austin DUPPER       | rhymes with "super" |
| 40  | Eugene GOVAN        | GO-van              |
| 77  | Marquel HARRELL     | hah-RELL            |
| 62  | JAUNTA'VIUS Johnson | jon-TAY-vee-us      |

| NO. | NAME                | PRONUNCIATION    |
|-----|---------------------|------------------|
| 21  | KERRYON Johnson     | carry-on         |
| 63  | Alex KOZAN          | KOH-zan          |
| 94  | DEVAROE Lawrence    | DEV-ah-row       |
| 17  | MARQUIS McClain     | mar-KEESE        |
| 32  | MALIK Miller        | muh-LEAK         |
| 18  | JAYVAUGHN Myers     | JAY-von          |
| 19  | Nick RUFFIN         | ROUGH-fin        |
| 95  | DONTAVIOUS Russell  | don-TAY-vee-us   |
| 43  | IAN Shannon         | EE-un            |
| 71  | BRADEN Smith        | BRAY-den         |
| 98  | Prince TEGA WANOGHO | TAY-ga wah-NO-go |

## DEPTH CHART » for ARKANSAS

| OFFENSE      |           |  | DEFENSE       |           |  |
|--------------|-----------|--|---------------|-----------|--|
| <b>QB</b>    | <b>13</b> | <b>SEAN WHITE (6-0, 200, So.)</b>      | <b>Buck</b>   | <b>55</b> | <b>CARL LAWSON (6-2, 253, Jr.)</b>       |
|              | 5         | John Franklin III (6-1, 186, Jr.)      |               | 4         | Jeff Holland (6-2, 250, So.)             |
|              | 6         | Jeremy Johnson (6-5, 234, Sr.)         | <b>DT</b>     | <b>95</b> | <b>DONTAVIUS RUSSELL (6-3, 308, So.)</b> |
| <b>RB</b>    | <b>21</b> | <b>KERRYON JOHNSON (6-0, 211, So.)</b> |               | 90        | Maurice Swain Jr. (6-5, 314, Sr.) --OR-- |
|              | 36        | Kamryn Pettway (6-0, 240, So.)         |               | 79        | Andrew Williams (6-4, 289, So.)          |
| <b>HB/TE</b> | <b>27</b> | <b>CHANDLER COX (6-1, 236, So.)</b>    | <b>DT</b>     | <b>1</b>  | <b>MONTRAVIUS ADAMS (6-4, 309, Sr.)</b>  |
|              | 85        | Jalen Harris (6-4, 259, So.)           |               | 5         | Derrick Brown (6-5, 330, Fr.) --OR--     |
| <b>WR</b>    | <b>83</b> | <b>RYAN DAVIS (5-9, 172, So.)</b>      |               | 94        | Devaroe Lawrence (6-2, 303, Sr.)         |
|              | 12        | Eli Stove (6-0, 177, Fr.)              | <b>DE</b>     | <b>3</b>  | <b>MARLON DAVIDSON (6-3, 273, Fr.)</b>   |
| <b>WR</b>    | <b>8</b>  | <b>TONY STEVENS (6-4, 212, Sr.)</b>    |               | 9         | Byron Cowart (6-3, 276, So.)             |
|              | 3         | Nate Craig-Myers (6-2, 204, Fr.)       | <b>MLB</b>    | <b>57</b> | <b>DESHAUN DAVIS (5-11, 239, So.)</b>    |
| <b>WR</b>    | <b>80</b> | <b>MARCUS DAVIS (5-9, 180, Sr.)</b>    |               | 17        | T.J. Neal (6-0, 235, Sr.)                |
|              | 33        | Will Hastings (5-10, 172, So.)         | <b>WLB</b>    | <b>30</b> | <b>TRE' WILLIAMS (6-2, 240, Jr.)</b>     |
| <b>WR</b>    | <b>81</b> | <b>DARIUS SLAYTON (6-2, 191, RFr.)</b> |               | 48        | Montavius Atkinson (6-1, 211, So.)       |
|              | 11        | Kyle Davis (6-2, 219, Fr.)             | <b>SLB</b>    | <b>49</b> | <b>DARRELL WILLIAMS (6-2, 231, So.)</b>  |
| <b>LT</b>    | <b>73</b> | <b>AUSTIN GOLSON (6-5, 314, Jr.)</b>   |               | 51        | Richard McBryde (6-1, 231, RFr.)         |
|              | 78        | Darius James (6-4, 320, Jr.)           | <b>CB</b>     | <b>15</b> | <b>JOSHUA HOLSEY (5-11, 195, Sr.)</b>    |
| <b>LG</b>    | <b>63</b> | <b>ALEX KOZAN (6-4, 310, Sr.)</b>      |               | 31        | Javaris Davis (5-10, 182, RFr.)          |
|              | 75        | Deon Mix (6-4, 315, Jr.) --OR--        | <b>FS</b>     | <b>19</b> | <b>NICK RUFFIN (6-0, 203, Jr.)</b>       |
|              | 77        | Marquel Harrell (6-3, 318, RFr.)       |               | 14        | Stephen Roberts (5-11, 183, Jr.)         |
| <b>C</b>     | <b>52</b> | <b>XAVIER DAMPEER (6-2, 310, Sr.)</b>  | <b>SS</b>     | <b>28</b> | <b>TRAY MATTHEWS (6-1, 207, Jr.)</b>     |
|              | 54        | Kaleb Kim (6-4, 290, RFr.)             |               | 11        | Markell Boston (6-0, 200, So.)           |
| <b>RG</b>    | <b>71</b> | <b>BRADEN SMITH (6-6, 300, Jr.)</b>    | <b>CB</b>     | <b>6</b>  | <b>CARLTON DAVIS (6-1, 195, So.)</b>     |
|              | 64        | Mike Horton (6-4, 331, RFr.)           |               | 26        | Marshall Taylor (6-3, 191, Sr.) --OR--   |
| <b>RT</b>    | <b>70</b> | <b>ROBERT LEFF (6-6, 299, Sr.)</b>     |               | 22        | John Broussard, Jr. (5-11, 168, Fr.)     |
|              | 76        | Prince Tega Wanogho (6-8, 282, RFr.)   | <b>NICKEL</b> | <b>23</b> | <b>JOHNATHAN FORD (6-0, 204, Sr.)</b>    |
|              |           |  |               | 24        | Daniel Thomas (5-11, 192, Fr.)           |

## SPECIAL TEAMS

|           |           |   |
|-----------|-----------|---|
| <b>PK</b> | <b>38</b> | <b>DANIEL CARLSON (6-4, 218, Jr.)</b>         |
|           | 43        | Ian Shannon (6-3, 218, RFr.)                  |
| <b>P</b>  | <b>91</b> | <b>KEVIN PHILLIPS (6-0, 185, Sr.)</b>         |
|           | 43        | Ian Shannon (6-3, 218, RFr.)                  |
| <b>H</b>  | <b>29</b> | <b>TYLER STOVALL (6-1, 212, Jr.)</b>          |
|           | 5         | John Franklin III (6-1, 186, Jr.)             |
| <b>LS</b> | <b>69</b> | <b>IKE POWELL (6-3, 264, Jr.)</b>             |
|           | 68        | Zach Wade (5-10, 218, So.) -- OR --           |
|           | 53        | Clarke Smith (6-3, 239, Fr.)                  |
| <b>PR</b> | <b>80</b> | <b>MARCUS DAVIS (5-9, 180, Sr.)</b>           |
|           | 83        | Ryan Davis (5-9, 172, So.)                    |
| <b>KR</b> | <b>23</b> | <b>JOHNATHAN FORD (6-0, 204, Sr.) --AND--</b> |
|           | <b>21</b> | <b>KERRYON JOHNSON (6-0, 211, So.)</b>        |
|           | 9         | Kam Martin (5-10, 177, Fr.) -- AND --         |
|           | 10        | Stanton Truitt (5-9, 185, So.)                |



**LAST MEETING**

Oct. 24, 2015 | Fayetteville, Ark.

|                 |           |
|-----------------|-----------|
| <b>AUBURN</b>   | <b>46</b> |
| <b>ARKANSAS</b> | <b>54</b> |

| Score By Quarters | 1 | 2 | 3 | 4  | OT | Score |
|-------------------|---|---|---|----|----|-------|
| Auburn            | 0 | 7 | 7 | 10 | 22 | 46    |
| Arkansas          | 7 | 7 | 7 | 3  | 30 | 54    |

**SCORING PLAYS**

|     |       |    |  |
|-----|-------|----|--|
| 1st | 11:33 | AR | Reed 11 yd run<br>7 plays, 75 yards                  |
| 2nd | 14:22 | AR | Sprinkle 23 yd pass from Allen<br>10 plays, 60 yards |
|     | 0:30  | AU | Barber 1 yd run<br>16 plays, 96 yards                |
| 3rd | 9:09  | AU | Smith 9 yd run<br>13 plays, 75 yards                 |
|     | 2:14  | AR | Collins 7 yd run<br>8 plays, 69 yards                |
| 4th | 6:54  | AU | Johnson 1 yd run<br>12 plays, 93 yards               |
|     | 1:07  | AR | Hedlund 25 yd field goal<br>13 plays, 67 yards       |
|     | 0:04  | AU | Carlson 41 yd field goal<br>8 plays, 50 yards        |
| OT  | 15:00 | AU | Barber 2 yd run<br>3 plays, 25 yards                 |
|     |       | AR | Morgan 6 yd pass from Allen<br>7 plays, 25 yards     |
|     |       | AR | Walker 3 yd run<br>3 plays, 25 yards                 |
|     |       | AU | Barber 2 yd run<br>6 plays, 25 yards                 |
|     |       | AU | Barber 1 yd run<br>5 plays, 25 yards                 |
|     |       | AR | Walker 4 yd run<br>6 plays, 25 yards                 |
|     |       | AR | Morgan 25 yd pass from Allen<br>1 play, 25 yards     |

|                         | AU      | AR      |
|-------------------------|---------|---------|
| First Downs             | 22      | 29      |
| Rushes-Yds (Net)        | 52-162  | 49-213  |
| Passing Yds (Net)       | 254     | 244     |
| Passes Com-Att-Int      | 19-34-0 | 20-32-1 |
| Total Offense Plays-Yds | 86-416  | 81-457  |
| Interception Return-Yds | 1-0     | 0-0     |
| Punts (Num-Avg)         | 6-36.2  | 4-42.5  |
| Fumbles-Lost            | 1-0     | 2-0     |
| Penalties-Yds           | 2-25    | 3-25    |
| 3rd Down Conversion     | 8-17    | 9-16    |
| Time of Possession      | 27:09   | 32:51   |

**RUSHING:** (AU) - Barber 37-128 (4 TD), K. Johnson 7-31, Smith 1-9 (TD), Louis 1-8, J. Johnson 1-1 (TD), Truitt 2- -1, White 3- -6. (AR) - Collins 25-105 (TD), Walker 8-32 (2 TD), Reed 3-25 (TD), Mitchell 2-19, Williams 4-18, Allen 6-11, Morgan 1-3.

**PASSING:** (AU) - White 13-32-0-254. (AR) - Allen 19-31-1-233 (3 TD), Mitchell 1-1-0-11

**RECEIVING:** (AU) - Louis 6-79, Ray 3-55, Smith 2-54, Stevens 2-18, King 2-13, Pettway 1-12, K. Johnson 1-11, Barber 1-11, M. Davis 1-1. (AR) - Morgan 6-56 (2 TD), Henry 5-68, Reed 4-47, Collins 3-39, Sprinkle 1-23 (TD), Allen 1-11.

**SERIES HISTORY** » Arkansas

|                      |                            |
|----------------------|----------------------------|
| Series Record        | Auburn, 13-11-1            |
| At Auburn            | Auburn, 6-5-1              |
| At Fayetteville      | Auburn, 6-5                |
| At Neutral Sites     | Tied, 1-1                  |
| at Little Rock, Ark. | Arkansas, 1-0              |
| at Memphis, Tenn.    | Auburn, 1-0                |
| First meeting        | 1984 (Auburn, 21-15)       |
| Most AU points       | 65 (in 2010)               |
| Most ARK points      | 54 (in 2015)               |
| Combined points      | 108 in 2010 (AU 65, AR 43) |
| Current streak       | Arkansas, W2               |

|                          |     |
|--------------------------|-----|
| Gus Malzahn vs. Arkansas | 2-1 |
| Brett Bielema vs. Auburn | 1-2 |

**THE LAST TIME VS. ARKANSAS**

**Arkansas 54, Auburn 46 [4 OT]**

» FAYETTEVILLE, Ark. (Oct. 24, 2015)  
 -- Comeback Auburn came up just short in a four-overtime game at Razorback Stadium on Saturday.

The Tigers, down by 14 points early and trailing by a touchdown in the fourth quarter, tied the game with four seconds left in regulation, but lost 54-46 when a final comeback pass fell incomplete in the end zone.

Daniel Carlson's 41-yard field goal tied the game at 24-24, sending the game into overtime. Auburn took its first lead of the game in the first overtime. The teams traded touchdowns, and in some cases, 2-point conversions from there.

Auburn took a 46-38 lead in the third overtime when Peyton Barber scored his fourth touchdown of the game, and Sean White completed a 2-point conversion pass to Melvin Ray. Arkansas answered, scoring on a fourth-and-2 play and converting on a 2-point conversion pass.

Arkansas scored first in the fourth overtime. Auburn had one more chance, but came up short.

Auburn's Peyton Barber scored four touchdowns and rushing for 120 yards, doing much of his good work in overtime. White completed 19 of 34 passes for 254 yards. Coach Gus Malzahn said the Tigers would have had more passing yards if not for drops.

Auburn had a 96-yard drive, its longest of the season.

Jeremy Johnson, the former starter, came in to quarterback Auburn for one play, and scored on a 1-yard run to tie Arkansas in the fourth quarter. The Hogs went up by 3, then it was game on for everybody.

Jason Smith scored on a 9-yard run on his first-ever Auburn carry.

Auburn finished the first half and started the second half in strong fashion after a sleepy start for the 11 a.m. game. Both teams piled on the points in overtime.

**COMPARING AUBURN AND ARKANSAS**

**AUBURN**

| TEAM STATISTICS    | AU    | OPP   |
|--------------------|-------|-------|
| Points/Game        | 32.3  | 16.0  |
| First Downs        | 151   | 98    |
| Rushing/Game       | 262.8 | 147.2 |
| Passing/Game       | 216.3 | 199.7 |
| Total Offense/Game | 479.2 | 346.8 |
| Time of Possession | 32:31 | 27:29 |

**INDIVIDUAL LEADERS**

| RUSHING    | Att | Net | Avg. | TD |
|------------|-----|-----|------|----|
| K. Johnson | 105 | 538 | 5.1  | 6  |
| Pettway    | 91  | 505 | 5.5  | 4  |

| PASSING | C-A-I    | Pct. | YDSTD  |
|---------|----------|------|--------|
| White   | 92-132-2 | 69.7 | 1187 6 |

| RECEIVING | Rec. | Yds. | Avg. | TD |
|-----------|------|------|------|----|
| Stevens   | 24   | 408  | 17.0 | 3  |
| R. Davis  | 19   | 155  | 8.2  | 1  |
| M. Davis  | 13   | 100  | 7.7  | 0  |

| DEFENSE     | U-A-TT   | TFL | INT | PBU |
|-------------|----------|-----|-----|-----|
| Ford        | 21-16-37 | 4.5 | 0   | 6   |
| Matthews    | 23-13-36 | 1.0 | 0   | 2   |
| T. Williams | 18-18-36 | 2.5 | 0   | 1   |

**ARKANSAS**

| TEAM STATISTICS    | ARK   | OPP   |
|--------------------|-------|-------|
| Points/Game        | 34.9  | 27.9  |
| First Downs        | 171   | 122   |
| Rushing/Game       | 179.7 | 175.9 |
| Passing/Game       | 265.9 | 223.0 |
| Total Offense/Game | 445.6 | 398.9 |
| Time of Possession | 35:42 | 23:35 |

**INDIVIDUAL LEADERS**

| RUSHING  | Att | Net | Avg. | TD |
|----------|-----|-----|------|----|
| Williams | 140 | 785 | 5.6  | 5  |
| Whaley   | 49  | 306 | 6.2  | 1  |

| PASSING | C-A-I     | Pct. | YDSTD   |
|---------|-----------|------|---------|
| Allen   | 138-219-6 | 63.0 | 1861 18 |

| RECEIVING | Rec. | Yds. | Avg. | TD |
|-----------|------|------|------|----|
| Morgan    | 37   | 378  | 10.2 | 2  |
| Cornelius | 22   | 448  | 20.4 | 4  |
| Hatcher   | 21   | 354  | 16.9 | 5  |

| DEFENSE  | U-A-TT   | TFL | INT | PBU |
|----------|----------|-----|-----|-----|
| Ellis    | 24-27-51 | 4.0 | 1   | 3   |
| Greenlaw | 20-16-36 | 1.5 | 1   | 0   |
| Liddell  | 21-12-33 | 2.0 | 1   | 2   |



## AUBURN - ARKANSAS SERIES RESULTS

(AU leads, 13-11-1)

| YEAR  | SCORE         | SITE                        | DATE    |
|-------|---------------|-----------------------------|---------|
| 1984: | AU, 21-15     | at Memphis, TN<br>[Liberty] | Dec. 27 |
| 1992: | Tie, 24-24    | at Auburn                   | Oct. 31 |
| 1993: | AU, 31-21     | at Fayetteville             | Oct. 30 |
| 1994: | AU, 31-14     | at Auburn                   | Oct. 29 |
| 1995: | UA, 30-28     | at Little Rock              | Oct. 28 |
| 1996: | AU, 28-7      | at Auburn                   | Nov. 2  |
| 1997: | AU, 26-21     | at Fayetteville             | Oct. 25 |
| 1998: | UA 24-21      | at Auburn                   | Oct. 31 |
| 1999: | UA, 34-10     | at Fayetteville             | Oct. 30 |
| 2000: | AU, 21-19     | at Auburn                   | Oct. 28 |
| 2001: | UA, 42-17     | at Fayetteville             | Oct. 27 |
| 2002: | UA, 38-17     | at Auburn                   | Oct. 12 |
| 2003: | AU, 10-3      | at Fayetteville             | Oct. 11 |
| 2004: | AU, 38-20     | at Auburn                   | Oct. 16 |
| 2005: | AU, 34-17     | at Fayetteville             | Oct. 15 |
| 2006: | UA, 27-10     | at Auburn                   | Oct. 7  |
| 2007: | AU, 9-7       | at Fayetteville             | Oct. 13 |
| 2008: | UA, 25-22     | at Auburn                   | Nov. 11 |
| 2009: | UA, 44-23     | at Fayetteville             | Oct. 10 |
| 2010: | AU, 65-43     | at Auburn                   | Oct. 16 |
| 2011: | UA, 38-14     | at Fayetteville             | Oct. 8  |
| 2012: | UA, 24-7      | at Auburn                   | Oct. 6  |
| 2013: | AU, 35-17     | at Fayetteville             | Nov. 2  |
| 2014: | AU, 45-21     | at Auburn                   | Aug. 30 |
| 2015: | UA, 54-46/40T | at Fayetteville             | Oct. 24 |

at Auburn: AU leads, 6-5-1

at Fayetteville: AU leads, 6-5

at Neutral Sites: Tied, 1-1

at Memphis, TN: AU leads, 1-0

at Little Rock, AR: UA leads, 1-0

## GAME-BY-GAME STATISTICS

Last 20 Meetings

| Date     | Site         | Result | Attend | Rank   |     | AU  |    |     |     | ARK   |         |     |    |     |     |    |    |     |   |         |     |   |    |     |
|----------|--------------|--------|--------|--------|-----|-----|----|-----|-----|-------|---------|-----|----|-----|-----|----|----|-----|---|---------|-----|---|----|-----|
|          |              |        |        | AU     | ARK | FD  | No | Yds | TD  | C-A-I | Yds     | TD  | No | Yds |     |    |    |     |   |         |     |   |    |     |
| 11-02-96 | Auburn       | W      | 28-7   | 84,763 | 24  | --- | 21 | 47  | 184 | 3     | 12-19-0 | 185 | 1  | 66  | 369 | 15 | 36 | 144 | 1 | 11-25-3 | 139 | 0 | 61 | 283 |
| 10-25-97 | Fayetteville | W      | 26-21  | 41,277 | 11  | --- | 11 | 30  | 77  | 0     | 13-25-0 | 244 | 1  | 55  | 321 | 19 | 36 | 10  | 0 | 20-43-1 | 325 | 2 | 79 | 335 |
| 10-31-98 | Auburn       | L      | 21-24  | 78,649 | --- | 14  | 13 | 40  | 101 | 1     | 13-20-2 | 225 | 2  | 60  | 326 | 12 | 39 | 80  | 1 | 18-28-2 | 235 | 2 | 67 | 315 |
| 10-30-99 | Fayetteville | L      | 10-34  | 51,133 | --- | --- | 11 | 27  | 80  | 1     | 17-30-0 | 115 | 0  | 57  | 195 | 22 | 41 | 175 | 1 | 20-30-0 | 254 | 3 | 71 | 429 |
| 10-28-00 | Auburn       | W      | 21-19  | 83,642 | 25  | --- | 18 | 39  | 113 | 2     | 19-30-2 | 240 | 1  | 69  | 353 | 16 | 29 | 166 | 2 | 20-42-3 | 204 | 0 | 71 | 370 |
| 10-27-01 | Fayetteville | L      | 17-42  | 67,213 | 17  | --- | 20 | 31  | 238 | 1     | 22-40-2 | 254 | 1  | 71  | 492 | 19 | 43 | 148 | 3 | 11-16-0 | 149 | 2 | 59 | 297 |
| 10-12-02 | Auburn       | L      | 17-38  | 84,692 | 24  | --- | 21 | 40  | 104 | 1     | 21-34-2 | 288 | 1  | 74  | 392 | 18 | 45 | 426 | 5 | 7-15-1  | 66  | 0 | 60 | 492 |
| 10-11-03 | Fayetteville | W      | 10-3   | 74,026 | --- | 7   | 13 | 42  | 160 | 1     | 10-18-1 | 118 | 0  | 60  | 278 | 17 | 39 | 173 | 0 | 13-28-0 | 168 | 0 | 67 | 341 |
| 10-16-04 | Auburn       | W      | 38-20  | 87,451 | 4   | --- | 26 | 47  | 225 | 2     | 17-20-1 | 297 | 3  | 67  | 522 | 15 | 29 | 128 | 0 | 14-29-0 | 209 | 3 | 58 | 337 |
| 10-15-05 | Fayetteville | W      | 34-17  | 71,673 | 21  | --- | 28 | 53  | 233 | 1     | 17-26-2 | 203 | 3  | 78  | 436 | 16 | 30 | 148 | 2 | 17-28-1 | 174 | 0 | 58 | 322 |
| 10-07-06 | Auburn       | L      | 10-27  | 87,451 | 2   | --- | 16 | 31  | 60  | 0     | 17-29-0 | 153 | 1  | 60  | 213 | 17 | 45 | 279 | 2 | 7-10-0  | 87  | 1 | 55 | 366 |
| 10-13-07 | Fayetteville | W      | 9-7    | 72,463 | 22  | --- | 21 | 53  | 189 | 0     | 13-23-0 | 101 | 0  | 76  | 290 | 11 | 25 | 67  | 0 | 13-27-1 | 126 | 1 | 52 | 193 |
| 10-11-08 | Auburn       | L      | 22-25  | 85,782 | 20  | --- | 11 | 33  | 56  | 1     | 10-28-3 | 137 | 0  | 61  | 193 | 19 | 44 | 188 | 2 | 18-33-2 | 228 | 1 | 77 | 416 |
| 10-10-09 | Fayetteville | L      | 23-44  | 72,559 | --- | --- | 15 | 35  | 242 | 3     | 15-29-0 | 133 | 0  | 64  | 375 | 28 | 45 | 221 | 4 | 24-37-1 | 274 | 2 | 82 | 495 |
| 10-16-10 | Auburn       | W      | 56-43  | 87,451 | 7   | 12  | 25 | 49  | 330 | 6     | 10-14-0 | 140 | 1  | 64  | 470 | 30 | 28 | 138 | 1 | 35-49-2 | 428 | 5 | 77 | 566 |
| 10-8-11  | Fayetteville | L      | 14-38  | 74,191 | 15  | 10  | 18 | 52  | 291 | 2     | 9-25-3  | 104 | 0  | 77  | 395 | 17 | 31 | 176 | 3 | 24-36-0 | 262 | 2 | 67 | 438 |
| 10-6-12  | Auburn       | L      | 7-24   | 85,813 | --- | --- | 22 | 32  | 40  | 0     | 22-35-3 | 281 | 1  | 67  | 321 | 19 | 30 | 116 | 2 | 23-30-0 | 256 | 1 | 60 | 372 |
| 11-2-13  | Fayetteville | W      | 35-17  | 66,835 | 8   | --- | 18 | 46  | 253 | 4     | 8-9-0   | 133 | 1  | 55  | 366 | 25 | 47 | 222 | 1 | 12-27-1 | 124 | 1 | 74 | 346 |
| 8-30-14  | Auburn       | W      | 45-21  | 87,451 | 5   | --- | 27 | 48  | 302 | 3     | 16-22-0 | 293 | 2  | 70  | 595 | 20 | 29 | 153 | 1 | 18-31-1 | 175 | 2 | 60 | 328 |
| 10-24-15 | Fayetteville | L      | 46-54  | 72,008 | --  | --  | 22 | 52  | 162 | 6     | 16-34-0 | 254 | 0  | 86  | 416 | 29 | 49 | 213 | 4 | 20-32-1 | 244 | 3 | 81 | 457 |

**CAREER STATS VS. ARKANSAS**

**PASSING**

| Player         | C-A-I   | TD | Yds. | Yds/Gm |
|----------------|---------|----|------|--------|
| Sean White     | 19-32-0 | 0  | 254  | 254.0  |
| Jeremy Johnson | 13-17-0 | 2  | 258  | 129.0  |

**RUSHING**

| Player          | No. | Yds. | Avg/Carry | TD |
|-----------------|-----|------|-----------|----|
| Kerryon Johnson | 7   | 31   | 4.4       | 0  |
| Jason Smith     | 1   | 9    | 9.0       | 1  |
| Jeremy Johnson  | 1   | 1    | 1.0       | 1  |
| Sean White      | 3   | -6   | -2.0      | 0  |
| Stanton Truitt  | 2   | -1   | -5.0      | 0  |

**RECEIVING**

| Player          | No. | Yds. | Avg/Catch | TD |
|-----------------|-----|------|-----------|----|
| Jason Smith     | 2   | 54   | 27.0      | 0  |
| Tony Stevens    | 2   | 18   | 9.0       | 0  |
| Kamryn Pettway  | 1   | 12   | 12.0      | 0  |
| Kerryon Johnson | 1   | 11   | 11.0      | 0  |
| Marcus Davis    | 1   | 1    | 1.0       | 0  |

**PUNT RETURNS**

| Player | No. | Yds. | Avg/Return | TD |
|--------|-----|------|------------|----|
| NONE   |     |      |            |    |

**KICK RETURNS**

| Player         | No. | Yds. | Avg/Return | TD |
|----------------|-----|------|------------|----|
| Johnathan Ford | 2   | 51   | 25.5       | 0  |

**DEFENSIVE**

| Player            | UA | A | Total | Misc. |
|-------------------|----|---|-------|-------|
| Johnathan Ford    | 6  | 6 | 12    | ---   |
| Montravius Adams  | 4  | 4 | 8     | 1 TFL |
| Carlton Davis     | 5  | 3 | 8     | 3 PBU |
| Dontavius Russell | 1  | 6 | 7     | 1 TFL |
| Tray Matthews     | 3  | 2 | 5     | ---   |
| Devaroe Lawrence  | 2  | 3 | 5     | ---   |
| Jeff Holland      | 2  | 1 | 3     | ---   |
| Carl Lawson       | 1  | 1 | 2     | ---   |
| Tre' Williams     | 1  | 0 | 1     | 1 QBH |
| Stephen Roberts   | 0  | 1 | 1     | ---   |
| Kamryn Pettway    | 0  | 1 | 1     | ---   |

**PUNTING**

| Player         | No. | Yds. | Avg/Punt | Long |
|----------------|-----|------|----------|------|
| Kevin Phillips | 6   | 217  | 36.2     | 44   |
| Daniel Carlson | 3   | 160  | 53.3     | 62   |

**KICKING**

| Player         | PAT   | FGA-FGM | Long FG | Total Points |
|----------------|-------|---------|---------|--------------|
| Daniel Carlson | 11-11 | 2-3     | 45      | 17           |

**ALABAMA (7-0, 4-0 SEC)**

|          |                          |          |
|----------|--------------------------|----------|
| Sept. 3  | vs. Southern Cal (ABC)   | W, 52-6  |
| Sept. 10 | WESTERN KENTUCKY (ESPN2) | W, 38-10 |
| Sept. 17 | at Ole Miss* (CBS)       | W, 48-43 |
| Sept. 24 | KENT ST. (SECN)          | W, 48-0  |
| Oct. 1   | KENTUCKY* (ESPN)         | W, 34-6  |
| Oct. 8   | at Arkansas* (ESPN)      | W, 49-30 |
| Oct. 15  | at Tennessee*(CBS)       | W, 49-10 |
| Oct. 22  | TEXAS A&M*(CBS)          | 2:30 pm  |
| Nov. 5   | at LSU*                  | TBA      |
| Nov. 12  | MISSISSIPPI ST.*         | TBA      |
| Nov. 19  | CHATTANOOGA              | TBA      |
| Nov. 26  | AUBURN*                  | TBA      |

**ARKANSAS (5-2, 1-2 SEC)**

|          |                                   |                |
|----------|-----------------------------------|----------------|
| Sept. 3  | Louisiana Tech (SECN)             | W, 21-20       |
| Sept. 10 | at TCU (ESPN2)                    | W, 41-38 (2OT) |
| Sept. 17 | Texas St. (SECN)                  | W, 42-3        |
| Sept. 24 | vs. Texas A&M* (Arlington) (ESPN) | L, 45-24       |
| Oct. 1   | Alcorn St. (Little Rock) (SECN)   | W, 52-10       |
| Oct. 8   | ALABAMA* (ESPN)                   | L, 49-30       |
| Oct. 15  | OLE MISS* (ESPN)                  | W, 34-30       |
| Oct. 22  | at Auburn* (ESPN)                 | 5 pm           |
| Nov. 5   | FLORIDA*                          | TBA            |
| Nov. 12  | LSU*                              | TBA            |
| Nov. 19  | at Mississippi St.*               | TBA            |
| Nov. 25  | at Missouri*                      | TBA            |

**GEORGIA (4-3, 2-3 SEC)**

|          |                                  |          |
|----------|----------------------------------|----------|
| Sept. 3  | vs. North Carolina (ESPN)        | W, 33-24 |
| Sept. 10 | NICHOLLS ST. (SECN)              | W, 26-24 |
| Sept. 17 | at Missouri* (SECN)              | W, 28-27 |
| Sept. 24 | at Ole Miss* (ESPN)              | L, 45-14 |
| Oct. 1   | TENNESSEE* (CBS)                 | L, 34-31 |
| Oct. 9   | at South Carolina* (SECN)        | W, 28-14 |
| Oct. 15  | VANDERBILT* (SECN)               | L, 17-16 |
| Oct. 29  | vs. Florida* (Jacksonville; CBS) | 2:30 pm  |
| Nov. 5   | at Kentucky*                     | TBA      |
| Nov. 12  | AUBURN*                          | TBA      |
| Nov. 19  | UL-LAFAYETTE                     | TBA      |
| Nov. 26  | GEORGIA TECH                     | TBA      |

**LSU (4-2, 2-1 SEC)**

|          |                           |          |
|----------|---------------------------|----------|
| Sept. 3  | vs. Wisconsin (ABC)       | L, 16-14 |
| Sept. 10 | JACKSONVILLE ST. (ESPNU)  | W, 34-13 |
| Sept. 17 | MISSISSIPPI ST.* (ESPN/2) | W, 23-20 |
| Sept. 24 | at Auburn* (ESPN)         | L, 18-13 |
| Oct. 1   | MISSOURI* (SECN)          | W, 42-7  |
| Oct. 15  | SOUTHERN MISS (SECN)      | W, 45-10 |
| Oct. 22  | OLE MISS* (ESPN)          | 8 pm     |
| Nov. 5   | ALABAMA*                  | TBA      |
| Nov. 12  | at Arkansas*              | TBA      |
| Nov. 19  | FLORIDA*                  | TBA      |
| Nov. 24  | at Texas A&M* (ESPN)      | 6:30 pm  |

**OLE MISS (3-3, 1-2 SEC)**

|          |                        |          |
|----------|------------------------|----------|
| Sept. 5  | vs. Florida St. (ESPN) | L, 45-34 |
| Sept. 10 | WOFFORD (SECN)         | W, 38-13 |
| Sept. 17 | ALABAMA* (CBS)         | L, 48-43 |
| Sept. 24 | GEORGIA* (ESPN)        | W, 45-14 |
| Oct. 1   | MEMPHIS (ESPN2)        | W, 48-28 |
| Oct. 15  | at Arkansas* (ESPN)    | L, 34-30 |
| Oct. 22  | at LSU* (ESPN)         | 8 pm     |
| Oct. 29  | AUBURN*                | TBA      |
| Nov. 5   | GEORGIA SOUTHERN       | TBA      |
| Nov. 12  | at Texas A&M*          | TBA      |
| Nov. 19  | at Vanderbilt*         | TBA      |
| Nov. 26  | MISSISSIPPI ST.*       | TBA      |

**MISSISSIPPI STATE (2-4, 1-2 SEC)**

|          |                          |                |
|----------|--------------------------|----------------|
| Sept. 3  | SOUTH ALABAMA (SECN)     | L, 21-20       |
| Sept. 10 | SOUTH CAROLINA* (ESPN/2) | W, 27-14       |
| Sept. 17 | at LSU* (ESPN/2)         | L, 23-20       |
| Sept. 24 | at UMass (ESPN3)         | W, 47-35       |
| Oct. 8   | AUBURN* (SECN)           | L, 38-14       |
| Oct. 14  | at BYU (ESPN)            | L, 28-21 (2ot) |
| Oct. 22  | at Kentucky*(SECN)       | 6:30 pm        |
| Oct. 29  | Samford                  | TBA            |
| Nov. 5   | TEXAS A&M*               | TBA            |
| Nov. 12  | at Alabama*              | TBA            |
| Nov. 19  | ARKANSAS*                | TBA            |
| Nov. 26  | at Ole Miss*             | TBA            |

**TEXAS A&M (6-0, 4-0 SEC)**

|          |                                       |              |
|----------|---------------------------------------|--------------|
| Sept. 3  | UCLA (CBS)                            | W, 31-24     |
| Sept. 10 | PRAIRIE VIEW A&M (SECN)               | W, 67-0      |
| Sept. 17 | at Auburn* (ESPN)                     | W, 29-16     |
| Sept. 24 | vs. Arkansas* (Arlington, TX.) (ESPN) | W, 45-24     |
| Oct. 1   | at South Carolina* (SECN)             | W, 24-13     |
| Oct. 8   | TENNESSEE* (CBS)                      | W, 45-38/2OT |
| Oct. 22  | at Alabama* (CBS)                     | 2:30 pm      |
| Oct. 29  | NEW MEXICO ST.                        | TBA          |
| Nov. 5   | at Mississippi St.*                   | TBA          |
| Nov. 12  | OLE MISS*                             | TBA          |
| Nov. 19  | UTSA                                  | TBA          |
| Nov. 24  | LSU* (ESPN)                           | 6:30 pm      |

**VANDERBILT (3-4, 1-3 SEC)**

|          |                         |               |
|----------|-------------------------|---------------|
| Sept. 1  | SOUTH CAROLINA* (ESPN)  | L, 13-10      |
| Sept. 10 | MIDDLE TENNESSEE (SECN) | W, 47-24      |
| Sept. 17 | at Georgia Tech (ACCN)  | L, 38-7       |
| Sept. 24 | at W. Kentucky (CBSN)   | W, 31-30 (OT) |
| Oct. 1   | FLORIDA* (SECN)         | L, 13-6       |
| Oct. 8   | at Kentucky* (SECN)     | L, 20-13      |
| Oct. 15  | at Georgia* (SECN)      | W, 17-16      |
| Oct. 22  | TENNESSEE ST. (ESPNU)   | 6:30 pm       |
| Nov. 5   | at Auburn*              | TBA           |
| Nov. 12  | at Missouri*            | TBA           |
| Nov. 19  | OLE MISS*               | TBA           |
| Nov. 26  | TENNESSEE*              | TBA           |

**CLEMSON (7-0, 4-0 ACC)**

|          |                           |                |
|----------|---------------------------|----------------|
| Sept. 3  | at Auburn (ESPN)          | W, 19-13       |
| Sept. 10 | TROY (ACCN)               | W, 30-24       |
| Sept. 17 | SOUTH CAROLINA ST. (FSN)  | W, 59-0        |
| Sept. 22 | at Georgia Tech* (ESPN)   | W, 26-7        |
| Oct. 1   | LOUISVILLE* (ABC)         | W, 42-36       |
| Oct. 7   | at Boston College* (ESPN) | W, 56-10       |
| Oct. 15  | NC STATE* (ABC)           | W, 24-17 (olt) |
| Oct. 29  | at Florida State*         | TBA            |
| Nov. 5   | SYRACUSE*                 | TBA            |
| Nov. 12  | PITT*                     | TBA            |
| Nov. 19  | at Wake Forest*           | TBA            |
| Nov. 26  | SOUTH CAROLINA            | TBA            |

**ARKANSAS STATE (2-4, 2-0 SUN BELT)**

|          |                           |          |
|----------|---------------------------|----------|
| Sept. 2  | TOLEDO (ESPNU)            | L, 31-10 |
| Sept. 10 | at Auburn (SECN)          | L, 51-14 |
| Sept. 17 | at Utah St. (CBSSN)       | L, 34-20 |
| Sept. 24 | CENTRAL ARKANSAS (ESPN3)  | L, 28-23 |
| Oct. 5   | GEORGIA SOUTHERN* (ESPN2) | W, 27-26 |
| Oct. 15  | SOUTH ALABAMA*            | W, 17-7  |
| Oct. 29  | ULM*                      | 6 pm     |
| Nov. 3   | at Georgia St.* (ESPNU)   | 6:30 pm  |
| Nov. 12  | NEW MEXICO ST.*           | 2 pm     |
| Nov. 17  | at Troy* (ESPNU)          | 8:30 pm  |
| Nov. 26  | at UL-Lafayette*          | TBA      |
| Dec. 3   | at Texas St.*             | 3 pm     |

**ULM (2-4, 1-2 SUN BELT)**

|          |                             |          |
|----------|-----------------------------|----------|
| Sept. 3  | SOUTHERN (ESPN3)            | W, 38-21 |
| Sept. 10 | at Oklahoma (FS OK)         | L, 59-17 |
| Sept. 17 | at Georgia Southern (ESPN3) | L, 23-21 |
| Oct. 1   | at Auburn (SECN)            | L, 58-7  |
| Oct. 8   | IDAHO*                      | L, 34-31 |
| Oct. 15  | TEXAS ST.*                  | W, 40-34 |
| Oct. 22  | at New Mexico (ROOT)        | 8 pm     |
| Oct. 29  | at Arkansas St.*            | 6 pm     |
| Nov. 5   | SOUTH ALABAMA*              | 4 pm     |
| Nov. 12  | at Georgia St.*             | TBA      |
| Nov. 19  | at Appalachian St.*         | TBA      |
| Dec. 3   | UL LAFAYETTE*               | 2 pm     |

**ALABAMA A&M (2-5, 2-4 SWAC)**

|          |                            |          |
|----------|----------------------------|----------|
| Sept. 3  | at Middle Tennessee        | L, 55-0  |
| Sept. 10 | at Mississippi Valley St.* | W, 35-16 |
| Sept. 17 | PRAIRIE VIEW A&M*          | L, 41-20 |
| Sept. 24 | SOUTHERN*                  | L, 59-31 |
| Oct. 1   | at Texas Southern*         | L, 34-31 |
| Oct. 8   | ALCORN ST.*                | L, 42-19 |
| Oct. 15  | at Arkansas-Pine Bluff*    | W, 40-7  |
| Oct. 29  | vs. Alabama St.* (ESPN3)   | 3 pm     |
| Nov. 5   | GRAMBLING ST.*             | 2 pm     |
| Nov. 12  | at Jackson St.*            | 2 pm     |
| Nov. 19  | at Auburn                  | TBA      |

all times Central

@COACHGUSMALZAHN



# GUS MALZAHN » HEAD COACH

## FAST FACTS

- » Gus Malzahn has won or played for a conference title in six of his 10 seasons as a collegiate coach
- » Malzahn's teams have won their conference championships in three of the last six seasons - with Auburn in 2010 and 2013 and Arkansas State in 2012
- » Two of the four most productive offenses in SEC history were Malzahn concoctions: Auburn 2013 (7,018) and Auburn 2010 (6,989)
- » Just the third coach in SEC history to win an SEC title in his first year at a school, joining Bernie Moore at LSU in 1935 and John Vaught at Ole Miss in 1947
- » Malzahn is 25-8 at home as a collegiate head coach (5-1 in 2012 at Arkansas State; 8-0 in 2013, 6-1 in 2014, 3-4 in 2015 and 3-2 in 2016 at Auburn). He started his Auburn tenure with 13 consecutive home victories.
- » In his fourth season, Malzahn is already eighth among Auburn football coaches all-time in total wins.  
The leaders (and seasons coached): **176**, Ralph "Shug" Jordan (25); **99**, Pat Dye (12) and Mike Donahue (18); **85**, Tommy Tuberville (10); **48**, Jack Meagher (9); **47**, Terry Bowden (6); **33**, Gene Chizik (4); **31, Gus Malzahn (4)**; 29, Doug Barfield (5); **22**, Chet Wynne (4)
- » In six seasons at Auburn as an assistant or head coach, Malzahn's teams have had at least one first-team all-SEC selection each season
- » In 14 seasons as a high school head coach in Arkansas, Malzahn led seven teams to the state championship game and won three titles. In July 2013, he was inducted into the Arkansas High School Sports Hall of Fame
- » Malzahn's Auburn teams scored at least 20 points in his first 23 games as head coach; his Auburn teams have scored 20 points or more in 38 of 46 games.

- » Has produced 13 1,000-yard rushers in 10 years as a college head coach/offensive coordinator, at least one each season. Malzahn has coached five 1,000-yard receivers and three 3,000-yard passers
- » His 20-7 record was the second-best start in Auburn history, only behind Terry Bowden, who started 20-1-1 in 1993-94
- » 2013 national coach of the year awards: Eddie Robinson, Bobby Bowden, Bear Bryant, Home Depot, Associated Press, Liberty Mutual, Sporting News, SB Nation, USSA Amos Alonzo Stagg

» Author in 2003 of "The Hurry-up, No Huddle: An Offensive Philosophy", ranked among Amazon's 75 top-selling football books

» Auburn has produced a rusher with 100 or more yards in 33 of 46 games under head coach Gus Malzahn

### ONE-SCORE GAMES

» Coach Gus Malzahn is 16-8 in one-score games as a college head coach (13-8 at Auburn).  
**1-1 in 2016:** L, 19-13 vs. Clemson; W, 18-13 vs. LSU

**3-4 in 2015:** W, 31-25 vs. Louisville; W, 27-20 (OT) vs. Jacksonville State; L, 17-9 vs. Mississippi State; W, 30-27 at Kentucky; L, 54-46 (4OT) at Arkansas; L 27-19 vs. Ole Miss; L 20-13 vs. Georgia

**3-2 in 2014:** W, 20-14 at No. 20 Kansas State; W, 42-35 vs. South Carolina; W, 35-31 at No. 7 Ole Miss; L, 38-41 vs. Texas A&M; L, 31-34 (OT) vs. Wisconsin

**6-1 in 2013:** W, 31-24 vs. Washington State; W, 24-20 vs. Mississippi State; W, 30-22 vs. No. 24 Ole Miss; W, 45-41 at No. 7 Texas A&M; W, 43-38 vs. No. 25 Georgia; W, 34-28 vs. No. 1 Alabama; L, 31-34 vs. No. 1 Florida State

**3-0 at Arkansas State (2012):** W, 33-28 vs. Memphis; W, 36-29 vs. South Alabama; W, 41-34 at Troy.

## MALZAHN FILE

### COACHING CAREER

| Year    | School                  | Position                     |
|---------|-------------------------|------------------------------|
| 2013-16 | Auburn                  | Head Coach                   |
| 2012    | Arkansas State          | Head Coach                   |
| 2009-11 | Auburn                  | Offensive Coordinator/QB     |
| 2007-08 | Tulsa                   | Asst. HC/Co-Off. Coordinator |
| 2006    | Arkansas                | Offensive Coordinator        |
| 2001-05 | Springdale (Ark.)       | Head Coach                   |
| 1996-00 | Shiloh Christian (Ark.) | Head Coach                   |
| 1992-95 | Hughes (Ark.)           | Head Coach                   |

### CHAMPIONSHIPS

| Year | School         | Championship |
|------|----------------|--------------|
| 2013 | Auburn         | SEC          |
| 2013 | Auburn         | SEC West     |
| 2012 | Arkansas State | Sun Belt     |
| 2010 | Auburn         | BCS          |
| 2010 | Auburn         | SEC          |
| 2010 | Auburn         | SEC West     |
| 2008 | Tulsa          | CUSA West    |
| 2007 | Tulsa          | CUSA West    |
| 2006 | Arkansas       | SEC West     |

### BOWLS COACHED IN

| Year | School   | Bowl                      |
|------|----------|---------------------------|
| 2015 | Auburn   | Birmingham                |
| 2015 | Auburn   | Outback                   |
| 2014 | Auburn   | BCS National Championship |
| 2011 | Auburn   | Chick-fil-A               |
| 2011 | Auburn   | BCS National Championship |
| 2010 | Auburn   | Outback                   |
| 2009 | Tulsa    | GMAC                      |
| 2008 | Tulsa    | GMAC                      |
| 2007 | Arkansas | Capital One               |

## MALZAHN'S HEAD COACHING RECORD

| YEAR         | SCHOOL           | REC.                | CONF.               | NOTES                        |
|--------------|------------------|---------------------|---------------------|------------------------------|
| 2012         | Arkansas State   | 9-3                 | 7-1                 | Sun Belt Champion            |
| 2013         | Auburn           | 12-2                | 7-1                 | SEC Champion/BCS Champ. Game |
| 2014         | Auburn           | 8-5                 | 4-4                 |                              |
| 2015         | Auburn           | 7-6                 | 2-6                 | Birmingham Bowl Champion     |
| 2016         | Auburn           | 4-2                 | 2-1                 |                              |
| <b>TOTAL</b> | <b>(5 years)</b> | <b>40-18 (.690)</b> | <b>22-13 (.629)</b> |                              |





# JORDAN-HARE STADIUM » 87,451

Jordan-Hare Stadium is Auburn's showcase football stadium, which seats 87,451, with 70 luxury suites located between the lower level and upper deck on the east side and college football's largest videoboard - debuted in 2015 - spanning the south end.

Pat Dye Field at Jordan-Hare Stadium is the nation's 11th-largest on-campus stadium with a capacity of 87,451. It is the seventh-largest in the SEC.

The Tigers have won 78.7 percent of their games in Jordan-Hare Stadium since its 1939 dedication and hold an overall record of 308-81-7 there.

The 2014 season was the 75th anniversary of Jordan-Hare Stadium.

The stadium was dedicated Nov. 30, 1939, with 7,500 seats. Ten years later, 14,000 more seats were added, and the stadium was named Cliff Hare Stadium (after a member of Auburn's first football team and eventual dean of the School of Chemistry), although only 12 home games were played there over that 10-year span.

Additional seats were added in 1955, 1960 and 1970. The West upper deck was completed in 1980; the East upper deck and suites were finished for the 1987 season.

The facility was renamed Jordan-Hare Stadium in 1973, recognizing Hall of Fame coach Ralph "Shug" Jordan. The turf at Jordan-Hare Stadium was officially named after Pat Dye, Auburn's Hall of Fame coach and athletics director, prior to the 2005 Iron Bowl.

The Tigers posted a 99-39-4 record in 12 seasons under Dye from 1981-92, and won four SEC championships. Auburn's home games are now played at Pat Dye Field at Jordan-Hare Stadium.

On game days, Auburn's Pat Dye Field at Jordan-Hare Stadium becomes the sixth-largest city in the state of Alabama as Auburn has averaged at least 80,000 fans per game for the last 21 seasons.

Since Jordan-Hare Stadium expanded to its current capacity prior to the 2004 season, the Tigers have tallied 46 sell-out games.

## JHS QUICK FACTS

### ATTENDANCE AVERAGE

|      |        |
|------|--------|
| 1993 | 81,062 |
| 1994 | 81,287 |
| 1995 | 81,181 |
| 1996 | 82,468 |
| 1997 | 83,545 |
| 1998 | 81,105 |
| 1999 | 80,905 |
| 2000 | 82,435 |
| 2001 | 85,448 |
| 2002 | 82,943 |
| 2003 | 85,203 |
| 2004 | 83,085 |
| 2005 | 84,161 |
| 2006 | 85,063 |
| 2007 | 84,689 |
| 2008 | 86,915 |
| 2009 | 84,614 |
| 2010 | 86,087 |
| 2011 | 85,792 |
| 2012 | 82,646 |
| 2013 | 85,656 |
| 2014 | 87,451 |
| 2015 | 87,451 |
| 2016 | 87,226 |

### ALL-TIME WINNING PERCENTAGE BY STADIUM

| Year  | Record          | Winning Pct. |
|---|-----------------|--------------|
| 1. Baylor : McLane Stadium (2014)                 | 14-2            | .875         |
| 3. Georgia Southern: Paulson Stadium (1984)       | 188-34          | .847         |
| 2. Marshall: Joan C. Edwards Stadium (1991)       | 150-28          | .843         |
| 4. Boise State: Albertsons Stadium (1970)         | 251-53          | .826         |
| 5. Alabama: Bryant-Denny Stadium (1929)           | 248-53-3        | .821         |
| 6. Oklahoma: Gaylord Family-Okla. Memorial (1923) | 382-85-15       | .808         |
| 7. Penn State: Beaver Stadium (1960)              | 275-72          | .793         |
| <b>8. Auburn: Jordan-Hare Stadium (1939)</b>      | <b>308-81-7</b> | <b>.787</b>  |
| 9. Ohio State: Ohio Stadium (1922)                | 427-111-20      | .783         |
| 10. Tennessee: Neyland Stadium (1921)             | 457-124-17      | .778         |

## LARGEST ON-CAMPUS STADIUMS

|   |               |
|---|---------------|
| 1. Michigan Stadium (Michigan)                                  | 107,601       |
| 2. Beaver Stadium (Penn State)                                  | 106,572       |
| 3. Ohio Stadium (Ohio State)                                    | 104,944       |
| 4. Kyle Field (Texas A&M)                                       | 102,733       |
| 5. Neyland Stadium (Tennessee)                                  | 102,455       |
| 6. Tiger Stadium (LSU)  | 102,321       |
| 7. Bryant-Denny Stadium (Alabama)                               | 101,821       |
| 8. Darrell K. Royal-Texas Memorial Stadium (Texas)              | 100,119       |
| 9. Sanford Stadium (Georgia)                                    | 92,746        |
| 10. Ben Hill Griffin Stadium (Florida)                          | 88,548        |
| <b>11. Jordan-Hare Stadium (Auburn)</b>                         | <b>87,451</b> |
| 12. Memorial (Nebraska)   | 86,047        |
| 13. Gaylord Family Oklahoma Memorial Stadium (Oklahoma)         | 83,489        |
| 14. Memorial (Clemson)  | 81,500        |
| 15. Bobby Bowden Field at Doak Campbell Stadium (Florida State) | 79,560        |

2016 STATISTICS

| RECORD         | OVERALL | HOME  | AWAY  | NEUTRAL |
|----------------|---------|-------|-------|---------|
| ALL GAMES      | 4-2-0   | 3-2-0 | 1-0-0 | 0-0-0   |
| CONFERENCE     | 2-1-0   | 1-1-0 | 1-0-0 | 0-0-0   |
| NON-CONFERENCE | 2-1-0   | 2-1-0 | 0-0-0 | 0-0-0   |

| DATE      | OPPONENT              | W/L | SCORE | ATTEND     |
|-----------|-----------------------|-----|-------|------------|
| 9/3/2016  | #2 Clemson            | L   | 19-13 | 87,451 (c) |
| 9/10/2016 | Arkansas State        | W   | 51-14 | 86,825     |
| 9/17/2016 | #17 Texas A&M*        | L   | 29-16 | 87,175     |
| 9/24/2016 | #18 LSU*              | W   | 18-13 | 87,451 (c) |
| 10/1/2016 | ULM                   | W   | 58-7  | 84,243     |
| 10/8/2016 | at Mississippi State* | W   | 38-14 | 60,102     |

\*SEC game

| RUSHING           | GP       | Att        | Gain        | Loss       | Net         | Avg        | TD        | Long      | Avg/G        |
|-------------------|----------|------------|-------------|------------|-------------|------------|-----------|-----------|--------------|
| Kerryon Johnson   | 6        | 105        | 547         | 9          | 538         | 5.1        | 6         | 47        | 89.7         |
| Kamryn Pettway    | 5        | 91         | 508         | 3          | 505         | 5.5        | 4         | 64        | 101.0        |
| John Franklin III | 6        | 19         | 234         | 17         | 217         | 11.4       | 1         | 80        | 36.2         |
| Stanton Truitt    | 6        | 17         | 95          | 5          | 90          | 5.3        | 0         | 21        | 15.0         |
| Malik Miller      | 3        | 16         | 74          | 5          | 69          | 4.3        | 1         | 14        | 23.0         |
| Kam Martin        | 5        | 16         | 64          | 0          | 64          | 4.0        | 0         | 7         | 12.8         |
| Sean White        | 6        | 38         | 147         | 95         | 52          | 1.4        | 1         | 20        | 8.7          |
| Damian Lewis      | 1        | 5          | 21          | 0          | 21          | 4.2        | 0         | 13        | 21.0         |
| Eli Stove         | 5        | 3          | 20          | 0          | 20          | 6.7        | 0         | 19        | 4.0          |
| Daniel Carlson    | 6        | 1          | 20          | 0          | 20          | 20.0       | 1         | 20        | 3.3          |
| Chandler Cox      | 6        | 5          | 7           | 1          | 6           | 1.2        | 0         | 3         | 1.0          |
| Ryan Davis        | 6        | 2          | 8           | 2          | 6           | 3.0        | 0         | 8         | 1.0          |
| Jason Smith       | 5        | 1          | 0           | 0          | 0           | 0.0        | 0         | 0         | 0.0          |
| TEAM              | 4        | 3          | 0           | 13         | -13         | -4.3       | 0         | 0         | -3.2         |
| Jeremy Johnson    | 2        | 6          | 5           | 23         | -18         | -3.0       | 0         | 3         | -9.0         |
| <b>Total</b>      | <b>6</b> | <b>328</b> | <b>1750</b> | <b>173</b> | <b>1577</b> | <b>4.8</b> | <b>14</b> | <b>80</b> | <b>262.8</b> |
| <b>Opponents</b>  | <b>6</b> | <b>213</b> | <b>1024</b> | <b>141</b> | <b>883</b>  | <b>4.1</b> | <b>4</b>  | <b>89</b> | <b>147.2</b> |

| PASSING           | G        | Effic         | Cmp-Att-Int      | Pct         | Yds         | TD       | Lng       | Avg/G        |
|-------------------|----------|---------------|------------------|-------------|-------------|----------|-----------|--------------|
| Sean White        | 6        | 157.20        | 92-132-2         | 69.7        | 1187        | 6        | 48        | 197.8        |
| John Franklin III | 6        | 154.32        | 6-10-0           | 60.0        | 73          | 1        | 39        | 12.2         |
| Jeremy Johnson    | 2        | 86.53         | 4-6-1            | 66.7        | 38          | 0        | 18        | 19.0         |
| TEAM              | 4        | 0.00          | 0-2-0            | 0.0         | 0           | 0        | 0         | 0.0          |
| <b>Total</b>      | <b>6</b> | <b>152.09</b> | <b>102-150-3</b> | <b>68.0</b> | <b>1298</b> | <b>7</b> | <b>48</b> | <b>216.3</b> |
| <b>Opponents</b>  | <b>6</b> | <b>112.78</b> | <b>110-199-3</b> | <b>55.3</b> | <b>1198</b> | <b>6</b> | <b>68</b> | <b>199.7</b> |

| RECEIVING        | G        | No.        | Yds         | Avg         | TD       | Long      | Avg/G        |
|------------------|----------|------------|-------------|-------------|----------|-----------|--------------|
| Tony Stevens     | 6        | 24         | 408         | 17.0        | 3        | 48        | 68.0         |
| Ryan Davis       | 6        | 19         | 155         | 8.2         | 1        | 23        | 25.8         |
| Marcus Davis     | 6        | 13         | 100         | 7.7         | 0        | 21        | 16.7         |
| Kyle Davis       | 6        | 9          | 212         | 23.6        | 1        | 48        | 35.3         |
| Will Hastings    | 5        | 9          | 68          | 7.6         | 1        | 29        | 13.6         |
| Kerryon Johnson  | 6        | 9          | 67          | 7.4         | 0        | 36        | 11.2         |
| Darius Slayton   | 6        | 6          | 115         | 19.2        | 0        | 36        | 19.2         |
| Stanton Truitt   | 6        | 3          | 20          | 6.7         | 0        | 9         | 3.3          |
| Kam Martin       | 5        | 2          | 52          | 26.0        | 0        | 42        | 10.4         |
| Nate Craig-Myers | 5        | 2          | 48          | 24.0        | 1        | 39        | 9.6          |
| Eli Stove        | 5        | 2          | 20          | 10.0        | 0        | 12        | 4.0          |
| Chandler Cox     | 6        | 2          | 19          | 9.5         | 0        | 10        | 3.2          |
| Kamryn Pettway   | 5        | 2          | 14          | 7.0         | 0        | 9         | 2.8          |
| <b>Total</b>     | <b>6</b> | <b>102</b> | <b>1298</b> | <b>12.7</b> | <b>7</b> | <b>48</b> | <b>216.3</b> |
| <b>Opponents</b> | <b>6</b> | <b>110</b> | <b>1198</b> | <b>10.9</b> | <b>6</b> | <b>68</b> | <b>199.7</b> |

| TEAM STATISTICS         | AUBURN       | OPP         |
|-------------------------|--------------|-------------|
| SCORING                 | 194          | 96          |
| Points Per Game         | 32.3         | 16.0        |
| Points Off Turnovers    | 28           | 6           |
| FIRST DOWNS             | 151          | 98          |
| Rushing                 | 80           | 43          |
| Passing                 | 58           | 48          |
| Penalty                 | 13           | 7           |
| RUSHING YARDAGE         | 1577         | 883         |
| Yards gained rushing    | 1750         | 1024        |
| Yards lost rushing      | 173          | 141         |
| Rushing Attempts        | 328          | 213         |
| Average Per Rush        | 4.8          | 4.1         |
| Average Per Game        | 262.8        | 147.2       |
| TDs Rushing             | 14           | 4           |
| PASSING YARDAGE         | 1298         | 1198        |
| Comp-Att-Int            | 102-150-3    | 110-199-3   |
| Average Per Pass        | 8.7          | 6.0         |
| Average Per Catch       | 12.7         | 10.9        |
| Average Per Game        | 216.3        | 199.7       |
| TDs Passing             | 7            | 6           |
| TOTAL OFFENSE           | 2875         | 2081        |
| Total Plays             | 478          | 412         |
| Average Per Play        | 6.0          | 5.1         |
| Average Per Game        | 479.2        | 346.8       |
| KICK RETURNS: #-Yards   | 11-204       | 3-64        |
| PUNT RETURNS: #-Yards   | 6-47         | 2--3        |
| INT RETURNS: #-Yards    | 3-0          | 3-16        |
| KICK RETURN AVERAGE     | 18.5         | 21.3        |
| PUNT RETURN AVERAGE     | 7.8          | -1.5        |
| INT RETURN AVERAGE      | 0.0          | 5.3         |
| FUMBLES-LOST            | 12-6         | 11-5        |
| PENALTIES-Yards         | 32-211       | 39-356      |
| Average Per Game        | 35.2         | 59.3        |
| PUNTS-Yards             | 21-824       | 33-1354     |
| Average Per Punt        | 39.2         | 41.0        |
| Net punt average        | 38.4         | 38.4        |
| KICKOFFS-Yards          | 38-2451      | 25-1553     |
| Average Per Kick        | 64.5         | 62.1        |
| Net kick average        | 39.8         | 43.0        |
| TIME OF POSSESSION/Game | 32:31        | 27:29       |
| 3RD-DOWN Conversions    | 43/91        | 29/92       |
| 3rd-Down Pct            | 47%          | 32%         |
| 4TH-DOWN Conversions    | 4/11         | 7/13        |
| 4th-Down Pct            | 36%          | 54%         |
| SACKS BY-Yards          | 14-80        | 15-118      |
| MISC YARDS              | 14           | 0           |
| TOUCHDOWNS SCORED       | 22           | 10          |
| FIELD GOALS-ATTEMPTS    | 13-14        | 9-13        |
| ON-SIDE KICKS           | 0-1          | 0-0         |
| RED-ZONE SCORES         | (26-32) 81%  | (15-22) 68% |
| RED-ZONE TOUCHDOWNS     | (15-32) 47%  | (8-22) 36%  |
| PAT-ATTEMPTS            | (21-21) 100% | (9-10) 90%  |
| ATTENDANCE              | 433145       | 60102       |
| Games/Avg Per Game      | 5/86629      | 1/60102     |
| Neutral Site Games      |              | 0/0         |

| SCORE BY QUARTERS | 1st | 2nd | 3rd | 4th | Total |
|-------------------|-----|-----|-----|-----|-------|
| Auburn            | 52  | 71  | 41  | 30  | 194   |
| Opponents         | 17  | 30  | 26  | 23  | 96    |

| PUNT RETURNS     | No.      | Yds       | Avg         | TD       | Long      |
|------------------|----------|-----------|-------------|----------|-----------|
| Marcus Davis     | 6        | 47        | 7.8         | 0        | 25        |
| <b>Total</b>     | <b>6</b> | <b>47</b> | <b>7.8</b>  | <b>0</b> | <b>25</b> |
| <b>Opponents</b> | <b>2</b> | <b>-3</b> | <b>-1.5</b> | <b>0</b> | <b>0</b>  |

### 2016 STATISTICS

| INTERCEPTIONS.....    | No.      | Yds       | Avg        | TD       | Long      |
|-----------------------|----------|-----------|------------|----------|-----------|
| Javaris Davis .....   | 1        | 0         | 0.0        | 0        | 0         |
| Stephen Roberts ..... | 1        | 0         | 0.0        | 0        | 0         |
| Joshua Holsey.....    | 1        | 0         | 0.0        | 0        | 0         |
| <b>Total.....</b>     | <b>3</b> | <b>0</b>  | <b>0.0</b> | <b>0</b> | <b>0</b>  |
| <b>Opponents.....</b> | <b>3</b> | <b>16</b> | <b>5.3</b> | <b>0</b> | <b>16</b> |

| KICK RETURNS.....     | No.       | Yds        | Avg         | TD       | Long      |
|-----------------------|-----------|------------|-------------|----------|-----------|
| Johnathan Ford .....  | 7         | 117        | 16.7        | 0        | 25        |
| Kerryon Johnson.....  | 4         | 87         | 21.8        | 0        | 34        |
| <b>Total.....</b>     | <b>11</b> | <b>204</b> | <b>18.5</b> | <b>0</b> | <b>34</b> |
| <b>Opponents.....</b> | <b>3</b>  | <b>64</b>  | <b>21.3</b> | <b>0</b> | <b>25</b> |

| FUMBLE RETURNS.....   | No.      | Yds       | Avg         | TD       | Long      |
|-----------------------|----------|-----------|-------------|----------|-----------|
| Montravius Adams..... | 1        | 13        | 13.0        | 1        | 13        |
| <b>Total.....</b>     | <b>1</b> | <b>13</b> | <b>13.0</b> | <b>1</b> | <b>13</b> |
| <b>Opponents.....</b> | <b>0</b> | <b>0</b>  | <b>0.0</b>  | <b>0</b> | <b>0</b>  |

| FIELD GOAL RETURNS..... | No.      | Yds      | Avg        | TD       | Long      |
|-------------------------|----------|----------|------------|----------|-----------|
| <b>Total.....</b>       | <b>0</b> | <b>0</b> | <b>0.0</b> | <b>0</b> | <b>--</b> |
| <b>Opponents.....</b>   | <b>0</b> | <b>0</b> | <b>0.0</b> | <b>1</b> | <b>0</b>  |

| SCORING .....           | TD        | FGs          | PATs         |            |          |            | DXP      | Saf      | Points     |
|-------------------------|-----------|--------------|--------------|------------|----------|------------|----------|----------|------------|
|                         |           |              | Kick         | Rush       | Rcv      | Pass       |          |          |            |
| Daniel Carlson .....    | 1         | 13-14        | 21-21        | 0-0        | 0        | 0-0        | 0        | 0        | 66         |
| Kerryon Johnson.....    | 6         | 0-0          | 0-0          | 0-0        | 0        | 0-0        | 0        | 0        | 36         |
| Kamryn Pettway .....    | 4         | 0-0          | 0-0          | 0-0        | 0        | 0-0        | 0        | 0        | 24         |
| Tony Stevens.....       | 3         | 0-0          | 0-0          | 0-0        | 0        | 0-0        | 0        | 0        | 18         |
| Ryan Davis .....        | 1         | 0-0          | 0-0          | 0-0        | 0        | 0-0        | 0        | 0        | 6          |
| Kyle Davis.....         | 1         | 0-0          | 0-0          | 0-0        | 0        | 0-0        | 0        | 0        | 6          |
| Will Hastings.....      | 1         | 0-0          | 0-0          | 0-0        | 0        | 0-0        | 0        | 0        | 6          |
| Sean White .....        | 1         | 0-0          | 0-0          | 0-0        | 0        | 0-0        | 0        | 0        | 6          |
| Nate Craig-Myers .....  | 1         | 0-0          | 0-0          | 0-0        | 0        | 0-0        | 0        | 0        | 6          |
| John Franklin III ..... | 1         | 0-0          | 0-0          | 0-0        | 0        | 0-1        | 0        | 0        | 6          |
| Malik Miller.....       | 1         | 0-0          | 0-0          | 0-0        | 0        | 0-0        | 0        | 0        | 6          |
| Montravius Adams.....   | 1         | 0-0          | 0-0          | 0-0        | 0        | 0-0        | 0        | 0        | 6          |
| Gary Walker.....        | 0         | 0-0          | 0-0          | 0-0        | 0        | 0-0        | 0        | 1        | 2          |
| <b>Total.....</b>       | <b>22</b> | <b>13-14</b> | <b>21-21</b> | <b>0-0</b> | <b>0</b> | <b>0-1</b> | <b>0</b> | <b>1</b> | <b>194</b> |
| <b>Opponents.....</b>   | <b>10</b> | <b>9-13</b>  | <b>9-10</b>  | <b>0-0</b> | <b>0</b> | <b>0-0</b> | <b>0</b> | <b>0</b> | <b>96</b>  |

| TOTAL OFFENSE.....      | G        | Plays      | Rush        | Pass        | Total       | Avg/G        |
|-------------------------|----------|------------|-------------|-------------|-------------|--------------|
| Sean White .....        | 6        | 170        | 52          | 1187        | 1239        | 206.5        |
| Kerryon Johnson.....    | 6        | 105        | 538         | 0           | 538         | 89.7         |
| Kamryn Pettway .....    | 5        | 91         | 505         | 0           | 505         | 101.0        |
| John Franklin III ..... | 6        | 29         | 217         | 73          | 290         | 48.3         |
| Stanton Truitt.....     | 6        | 17         | 90          | 0           | 90          | 15.0         |
| Malik Miller.....       | 3        | 16         | 69          | 0           | 69          | 23.0         |
| Kam Martin .....        | 5        | 16         | 64          | 0           | 64          | 12.8         |
| Damian Lewis.....       | 1        | 5          | 21          | 0           | 21          | 21.0         |
| Eli Stove .....         | 5        | 3          | 20          | 0           | 20          | 4.0          |
| Jeremy Johnson .....    | 2        | 12         | -18         | 38          | 20          | 10.0         |
| Daniel Carlson .....    | 6        | 1          | 20          | 0           | 20          | 3.3          |
| Ryan Davis .....        | 6        | 2          | 6           | 0           | 6           | 1.0          |
| Chandler Cox .....      | 6        | 5          | 6           | 0           | 6           | 1.0          |
| TEAM.....               | 4        | 5          | -13         | 0           | -13         | -3.2         |
| <b>Total.....</b>       | <b>6</b> | <b>478</b> | <b>1577</b> | <b>1298</b> | <b>2875</b> | <b>479.2</b> |
| <b>Opponents.....</b>   | <b>6</b> | <b>412</b> | <b>883</b>  | <b>1198</b> | <b>2081</b> | <b>346.8</b> |

| FIELD GOALS .....    | FGM-FGA | Pct  | 01-19 | 20-29 | 30-39 | 40-49 | 50-99 | Lg | Blk |
|----------------------|---------|------|-------|-------|-------|-------|-------|----|-----|
| Daniel Carlson ..... | 13-14   | 92.9 | 1-1   | 4-4   | 5-5   | 1-1   | 2-3   | 53 | 1   |

| FG SEQUENCE       | Auburn                        | OPPONENTS                |
|-------------------|-------------------------------|--------------------------|
| Clemson           | (53),(32)                     | (30),(40)                |
| Arkansas State    | (18),(37),(42)                | 41                       |
| Texas A&M         | (37)                          | (46),(35),(31),(25),(26) |
| LSU               | (51),(29),(29),(31),(37),(29) | 51,(29),(25)             |
| ULM               | 56                            | 42                       |
| Mississippi State | (25)                          | 28                       |

Numbers in (parentheses) indicate field goal was made.

| PUNTING.....          | No.       | Yds         | Avg         | Long      | TB       | FC        | I20      | 50+      | Blkd     |
|-----------------------|-----------|-------------|-------------|-----------|----------|-----------|----------|----------|----------|
| Kevin Phillips.....   | 19        | 769         | 40.5        | 68        | 1        | 14        | 5        | 2        | 0        |
| Ian Shannon.....      | 2         | 55          | 27.5        | 33        | 0        | 1         | 1        | 0        | 0        |
| <b>Total.....</b>     | <b>21</b> | <b>824</b>  | <b>39.2</b> | <b>68</b> | <b>1</b> | <b>15</b> | <b>6</b> | <b>2</b> | <b>0</b> |
| <b>Opponents.....</b> | <b>33</b> | <b>1354</b> | <b>41.0</b> | <b>59</b> | <b>2</b> | <b>14</b> | <b>8</b> | <b>7</b> | <b>0</b> |

| KICKOFFS.....         | No.       | Yds         | Avg         | TB        | OB       | Retn       | Net         | YdLn      |
|-----------------------|-----------|-------------|-------------|-----------|----------|------------|-------------|-----------|
| Daniel Carlson .....  | 32        | 2065        | 64.5        | 31        | 0        |            |             |           |
| Ian Shannon .....     | 6         | 386         | 64.3        | 4         | 0        |            |             |           |
| <b>Total.....</b>     | <b>38</b> | <b>2451</b> | <b>64.5</b> | <b>35</b> | <b>0</b> | <b>64</b>  | <b>39.8</b> | <b>25</b> |
| <b>Opponents.....</b> | <b>25</b> | <b>1553</b> | <b>62.1</b> | <b>11</b> | <b>2</b> | <b>204</b> | <b>43.0</b> | <b>22</b> |

| ALL PURPOSE .....       | G        | Rush        | Rec         | PR        | KOR        | IR        | Tot         | Avg/G        |
|-------------------------|----------|-------------|-------------|-----------|------------|-----------|-------------|--------------|
| Kerryon Johnson.....    | 6        | 538         | 67          | 0         | 87         | 0         | 692         | 115.3        |
| Kamryn Pettway .....    | 5        | 505         | 14          | 0         | 0          | 0         | 519         | 103.8        |
| Tony Stevens.....       | 6        | 0           | 408         | 0         | 0          | 0         | 408         | 68.0         |
| John Franklin III ..... | 6        | 217         | 0           | 0         | 0          | 0         | 217         | 36.2         |
| Kyle Davis.....         | 6        | 0           | 212         | 0         | 0          | 0         | 212         | 35.3         |
| Ryan Davis .....        | 6        | 6           | 155         | 0         | 0          | 0         | 161         | 26.8         |
| Marcus Davis.....       | 6        | 0           | 100         | 47        | 0          | 0         | 147         | 24.5         |
| Johnathan Ford .....    | 6        | 0           | 0           | 0         | 117        | 0         | 117         | 19.5         |
| Kam Martin .....        | 5        | 64          | 52          | 0         | 0          | 0         | 116         | 23.2         |
| Darius Slayton.....     | 6        | 0           | 115         | 0         | 0          | 0         | 115         | 19.2         |
| Stanton Truitt.....     | 6        | 90          | 20          | 0         | 0          | 0         | 110         | 18.3         |
| Malik Miller.....       | 3        | 69          | 0           | 0         | 0          | 0         | 69          | 23.0         |
| Will Hastings.....      | 5        | 0           | 68          | 0         | 0          | 0         | 68          | 13.6         |
| Sean White .....        | 6        | 52          | 0           | 0         | 0          | 0         | 52          | 8.7          |
| Nate Craig-Myers .....  | 5        | 0           | 48          | 0         | 0          | 0         | 48          | 9.6          |
| Eli Stove .....         | 5        | 20          | 20          | 0         | 0          | 0         | 40          | 8.0          |
| Chandler Cox .....      | 6        | 6           | 19          | 0         | 0          | 0         | 25          | 4.2          |
| Damian Lewis.....       | 1        | 21          | 0           | 0         | 0          | 0         | 21          | 21.0         |
| Daniel Carlson .....    | 6        | 20          | 0           | 0         | 0          | 0         | 20          | 3.3          |
| TEAM.....               | 4        | -13         | 0           | 0         | 0          | 0         | -13         | -3.2         |
| Jeremy Johnson .....    | 2        | -18         | 0           | 0         | 0          | 0         | -18         | -9.0         |
| <b>Total.....</b>       | <b>6</b> | <b>1577</b> | <b>1298</b> | <b>47</b> | <b>204</b> | <b>0</b>  | <b>3126</b> | <b>521.0</b> |
| <b>Opponents.....</b>   | <b>6</b> | <b>883</b>  | <b>1198</b> | <b>-3</b> | <b>64</b>  | <b>16</b> | <b>2158</b> | <b>359.7</b> |



### 2016 DEFENSIVE STATISTICS

| DEFENSIVE LEADERS      | GP  | Tackles |     |       | TFL/Yds  | No-Yards | Pass Def |      |     | Fumbles |    | Blkd Kick | Saf |
|------------------------|-----|---------|-----|-------|----------|----------|----------|------|-----|---------|----|-----------|-----|
|                        |     | Solo    | Ast | Total |          |          | Int-Yds  | BrUp | QBH | Rcv-Yds | FF |           |     |
| 23 Johnathan Ford      | 6-6 | 21      | 16  | 37    | 4.5-18   | .        | .        | 6    | 1   | 1-0     | .  | .         | .   |
| 28 Tray Matthews       | 6-6 | 23      | 13  | 36    | 1.0-0    | .        | .        | 2    | 1   | .       | .  | .         | .   |
| 30 Tre' Williams       | 6-3 | 18      | 18  | 36    | 2.5-5    | 1.0-3    | .        | 1    | 3   | .       | 1  | .         | .   |
| 57 Deshaun Davis       | 6-6 | 11      | 13  | 24    | 1.0-2    | .        | .        | 2    | 3   | .       | .  | .         | .   |
| 49 Darrell Williams    | 6-4 | 12      | 11  | 23    | 1.0-2    | .        | .        | .    | 2   | .       | 1  | .         | .   |
| 19 Nick Ruffin         | 6-3 | 13      | 8   | 21    | 1.0-4    | .        | .        | 3    | 1   | .       | .  | .         | .   |
| 6 Carlton Davis        | 6-5 | 17      | 2   | 19    | 1.0-5    | .        | .        | 7    | .   | .       | .  | .         | .   |
| 3 Marlon Davidson      | 6-6 | 8       | 9   | 17    | 3.0-16   | 2.5-16   | .        | .    | 1   | .       | 1  | .         | .   |
| 1 Montravius Adams     | 6-6 | 10      | 7   | 17    | 4.0-20   | 2.5-13   | .        | .    | 8   | 2-13    | .  | 1         | .   |
| 14 Stephen Roberts     | 5-2 | 9       | 7   | 16    | 0.5-1    | .        | 1-0      | 2    | 1   | .       | .  | .         | .   |
| 55 Carl Lawson         | 6-6 | 8       | 7   | 15    | 7.0-45   | 6.0-41   | .        | .    | 11  | .       | 1  | .         | .   |
| 15 Joshua Holsey       | 6-5 | 14      | .   | 14    | .        | .        | 1-0      | 3    | .   | .       | .  | .         | .   |
| 31 Javaris Davis       | 6-2 | 11      | 2   | 13    | 1.0-1    | .        | 1-0      | 3    | .   | .       | .  | .         | .   |
| 95 Dontavius Russell   | 6-6 | 5       | 7   | 12    | .        | .        | .        | .    | 4   | .       | .  | .         | .   |
| 48 Montavious Atkinson | 6-0 | 9       | 3   | 12    | 2.5-9    | .        | .        | .    | .   | .       | .  | .         | .   |
| 79 Andrew Williams     | 6-0 | 5       | 3   | 8     | 1.5-5    | 1.5-5    | .        | .    | 1   | .       | .  | .         | .   |
| 17 TJ Neal             | 5-0 | 4       | 4   | 8     | .        | .        | .        | .    | .   | .       | .  | .         | .   |
| 4 Jeff Holland         | 6-0 | 6       | 1   | 7     | .        | .        | .        | .    | 4   | 1-0     | .  | .         | .   |
| 90 Maurice Swain       | 6-0 | 2       | 4   | 6     | .        | .        | .        | .    | 1   | .       | .  | .         | .   |
| 94 Devaroe Lawrence    | 5-0 | 3       | 2   | 5     | 1.0-1    | .        | .        | .    | 1   | .       | .  | .         | .   |
| 9 Byron Cowart         | 6-0 | 3       | 1   | 4     | .        | .        | .        | .    | .   | .       | 1  | .         | .   |
| 24 Daniel Thomas       | 4-0 | 1       | 2   | 3     | .        | .        | .        | 1    | .   | .       | .  | .         | .   |
| 5 Derrick Brown        | 6-0 | 1       | 2   | 3     | 0.5-2    | 0.5-2    | .        | .    | .   | 1-0     | .  | .         | .   |
| 10 Paul James          | 3-0 | 3       | .   | 3     | 1.0-6    | .        | .        | 1    | 1   | .       | .  | .         | .   |
| 26 Marshall Taylor     | 5-0 | 2       | .   | 2     | .        | .        | .        | 1    | .   | .       | .  | .         | .   |
| 11 Markell Boston      | 6-0 | 2       | .   | 2     | .        | .        | .        | .    | .   | .       | .  | .         | .   |
| 13 TJ Davis            | 6-0 | .       | 1   | 1     | .        | .        | .        | .    | .   | .       | .  | .         | .   |
| 22 John Broussard      | 3-0 | .       | 1   | 1     | .        | .        | .        | 1    | .   | .       | .  | .         | .   |
| 97 Gary Walker         | 1-0 | 1       | .   | 1     | 1.0-1    | .        | .        | .    | .   | .       | .  | .         | 1   |
| 25 Austin Dupper       | 2-0 | 1       | .   | 1     | .        | .        | .        | .    | .   | .       | .  | .         | .   |
| 21 Kerryon Johnson     | 6-4 | 1       | .   | 1     | .        | .        | .        | .    | .   | .       | .  | .         | .   |
| Total                  | 6-0 | 224     | 144 | 368   | 35-143   | 14-80    | 3-0      | 33   | 44  | 5-13    | 5  | 1         | 1   |
| Opponents              | 6-0 | 291     | 226 | 517   | 43.0-179 | 15-118   | 3-16     | 14   | 21  | 6-0     | 8  | 1         | .   |

### SPECIAL TEAMS TACKLES

| SPECIAL TEAMS    | Tackles  |          |          |
|------------------|----------|----------|----------|
|                  | Total    | KO       | Punt     |
| Tray Matthews    | 1        | 1        | 0        |
| Austin Dupper    | 1        | 1        | 0        |
| Darrell Williams | 1        | 1        | 0        |
| TJ Neal          | 1        | 1        | 0        |
| <b>TOTALS</b>    | <b>4</b> | <b>4</b> | <b>0</b> |

### 2016 SCORING DRIVES

| Plays          | Yards      | TOP         | Qtr         | Scoring Play   |
|----------------|------------|-------------|-------------|--|
| <b>CLEMSON</b> |            |             |             |  |
| 12             | 44         | 4:51        | 2           | Daniel Carlson 53 yd field goal                      |
| 7              | 35         | 2:57        | 4           | Daniel Carlson 32 yd field goal                      |
| 4              | 36         | 1:22        | 4           | Kerryon Johnson 9 yd run (Carlson kick)              |
| <b>Total</b>   | <b>23</b>  | <b>115</b>  | <b>9:10</b> | <b>(3 scoring drives)</b>                            |
| <b>Avg.</b>    | <b>7.6</b> | <b>38.3</b> | <b>3:03</b> | <b>(Season: 3 scoring drives, 23 plays, 115 yds)</b> |

| Plays                 | Yards      | TOP         | Qtr          | Scoring Play  |
|-----------------------|------------|-------------|--------------|---|
| <b>ARKANSAS STATE</b> |            |             |              |   |
| 4                     | 66         | 0:50        | 1            | Kerryon Johnson 47 yd run (Carlson kick)              |
| 6                     | 65         | 1:49        | 1            | Kerryon Johnson 1 yd run (Carlson kick)               |
| 9                     | 53         | 2:16        | 2            | Tony Stevens 24 yd pass from White (Carlson kick)     |
| 10                    | 72         | 4:26        | 2            | Daniel Carlson 20 yd run (Carlson kick)               |
| 9                     | 80         | 3:15        | 2            | Will Hastings 29 yd pass from White (Carlson kick)    |
| 6                     | 65         | 0:20        | 2            | Daniel Carlson 18 yd field goal                       |
| 6                     | 60         | 3:31        | 2            | Daniel Carlson 37 yd field goal                       |
| 10                    | 82         | 4:35        | 4            | Tony Stevens 8 yd pass from White (Carlson kick)      |
| 7                     | 51         | 4:05        | 4            | Daniel Carlson 42 yd field goal                       |
| <b>Total</b>          | <b>67</b>  | <b>594</b>  | <b>25:07</b> | <b>(9 scoring drives)</b>                             |
| <b>Avg.</b>           | <b>7.4</b> | <b>66.0</b> | <b>2:47</b>  | <b>(Season: 12 scoring drives, 90 plays, 709 yds)</b> |

| Plays                | Yards      | TOP         | Qtr         | Scoring Play   |
|----------------------|------------|-------------|-------------|--|
| <b>TEXAS A&amp;M</b> |            |             |             |  |
| 9                    | 80         | 2:26        | 1           | Kamryn Pettway 1 yd run (Carlson kick)                 |
| 8                    | 55         | 1:52        | 2           | Daniel Carlson 37 yd field goal                        |
| 11                   | 66         | 3:41        | 4           | Kerryon Johnson 2 yd run (Carlson kick)                |
| <b>Total</b>         | <b>28</b>  | <b>201</b>  | <b>7:59</b> | <b>(3 scoring drives)</b>                              |
| <b>Avg.</b>          | <b>9.3</b> | <b>67.0</b> | <b>2:40</b> | <b>(Season: 15 scoring drives, 118 plays, 910 yds)</b> |

| Plays        | Yards       | TOP         | Qtr          | Scoring Play  |
|--------------|-------------|-------------|--------------|---|
| <b>LSU</b>   |             |             |              |   |
| 7            | 17          | 2:17        | 1            | Daniel Carlson 51 yd field goal                         |
| 15           | 67          | 5:21        | 2            | Daniel Carlson 29 yd field goal                         |
| 8            | 54          | 3:03        | 2            | Daniel Carlson 29 yd field goal                         |
| 10           | 72          | 3:09        | 3            | Daniel Carlson 31 yd field goal                         |
| 10           | 55          | 4:56        | 4            | Daniel Carlson 37 yd field goal                         |
| 11           | 51          | 6:05        | 4            | Daniel Carlson 29 yd field goal                         |
| <b>Total</b> | <b>60</b>   | <b>316</b>  | <b>24:51</b> | <b>(6 scoring drives)</b>                               |
| <b>Avg.</b>  | <b>10.0</b> | <b>52.7</b> | <b>4:08</b>  | <b>(Season: 21 scoring drives, 178 plays, 1226 yds)</b> |

| Plays        | Yards      | TOP         | Qtr          | Scoring Play  |
|--------------|------------|-------------|--------------|---|
| <b>ULM</b>   |            |             |              |   |
| 11           | 70         | 3:53        | 1            | Sean White 3 yd run (Carlson kick)                      |
| 4            | 83         | 1:00        | 1            | Kyle Davis 48 yd pass from S. White (Carlson kick)      |
| 10           | 72         | 2:51        | 2            | Kerryon Johnson 1 yd run (Carlson kick)                 |
| 7            | 66         | 2:38        | 2            | Kerryon Johnson 2 yd run (Carlson kick)                 |
| 7            | 88         | 2:26        | 3            | T. Stevens 48 yd pass from S. White (Carlson kick)      |
| 8            | 76         | 3:08        | 3            | Malik Miller 4 yd run (Carlson kick)                    |
| 2            | 85         | 0:39        | 3            | John Franklin III 80 yd run (Carlson kick)              |
| 8            | 75         | 2:56        | 3            | Craig Myers 39 yd pass from Franklin (Carlson kick)     |
| --           | --         | --          | 4            | Gary Walker, Jr. safety                                 |
| <b>Total</b> | <b>57</b>  | <b>615</b>  | <b>19:31</b> | <b>(8 scoring drives)</b>                               |
| <b>Avg.</b>  | <b>7.1</b> | <b>76.9</b> | <b>2:23</b>  | <b>(Season: 29 scoring drives, 235 plays, 1841 yds)</b> |

| Plays             | Yards       | TOP         | Qtr          | Scoring Play  |
|-------------------|-------------|-------------|--------------|---|
| <b>MISS STATE</b> |             |             |              |   |
| 9                 | 80          | 3:12        | 1            | Ryan Davis 3 yd pass from S. White (Carlson kick)       |
| 12                | 79          | 4:17        | 1            | Kamryn Pettway 1 yd run (Carlson kick)                  |
| 12                | 60          | 4:05        | 2            | Kamryn Pettway 3 yd run (Carlson kick)                  |
| 4                 | 45          | 1:01        | 2            | Kamryn Pettway 2 yd run (Carlson kick)                  |
| --                | --          | --          | 2            | Montravius Adams 13 yd fumble recovery (Carlson)        |
| 14                | 67          | 8:35        | 4            | Daniel Carlson 25 yd field goal                         |
| <b>Total</b>      | <b>51</b>   | <b>331</b>  | <b>21:10</b> | <b>(5 scoring drives)</b>                               |
| <b>Avg.</b>       | <b>10.2</b> | <b>66.2</b> | <b>4:14</b>  | <b>(Season: 34 scoring drives, 286 plays, 2172 yds)</b> |

Average Scoring Drive: Plays: 8.4 • Yards: 63.9 • Time: 3:10

### MISCELLANEOUS STATISTICS

#### Average Time of Possession (by Quarter)

|                 | 1    | 2    | 3    | 4    | Total |
|-----------------|------|------|------|------|-------|
| AUBURN .....    | 7:43 | 7:21 | 8:16 | 9:10 | 32:30 |
| Opponents ..... | 7:16 | 7:38 | 6:43 | 5:50 | 27:29 |

#### Third Down Conversions (by Quarter)

|           | 1     | 2     | 3     | 4     | OT  | Total |
|-----------|-------|-------|-------|-------|-----|-------|
| AUBURN    | 14-23 | 8-20  | 9-23  | 12-25 | 0-0 | 43-91 |
| Pct.      | 60.9% | 40.0% | 39.1% | 48.0% | --  | 47.3% |
| Opponents | 7-24  | 6-24  | 6-23  | 9-21  | 0-0 | 29-92 |
| Pct.      | 31.5% | 29.2% | 26.1% | 42.9% | --  | 31.5% |

#### Third Down Conversions (by Yardage)

|                 | Yards to go | 1-3   | 4-6   | 7-9   | 10+   | Total |
|-----------------|-------------|-------|-------|-------|-------|-------|
| AUBURN .....    | 24-37       | 11-18 | 4-13  | 4-24  | 43-91 |       |
| Pct. ....       | 64.9%       | 61.1% | 30.7% | 16.7% | 47.3% |       |
| Opponents ..... | 12-24       | 7-18  | 4-24  | 6-26  | 29-92 |       |
| Pct. ....       | 50.0%       | 38.9% | 16.7% | 23.1% | 31.5% |       |

#### Red Zone

AU Scores/Times in Red Zone: 26/32 (81.2)  
 AU TDs/Times in Red Zone: 15/32 (46.9)  
 Scores (26): 15 TD, 11 FG  
 Non-Scores (6): 0 FGA, 1 Fumble, 1 INT, 3 Downs, 1 Half  
 Opp. Scores/Times in Red Zone: 15/22 (68.2)  
 Opp. TDs/Times in Red Zone: 8/22 (36.4)  
 Scores (15): 8 TD, 7 FG  
 Non-Scores (7): 3 FGA, 2 Downs, 1 INT, 1 Half, 0 Fumble

#### Turnovers

Takeaways – 8, Giveaways – 9  
 Difference – (-1)  
 Points Off TOs – AU 28, Opp. 6  
 Points Off TOs/Game – AU 4.7, Opp. 1.0

#### Kickoffs

Kickoffs – 38 for 2451 yards (64.5 avg.)  
 Carlson–32 KO, 31 TB, 0 OB, 1 Ret / Shannon–6 KO, 4 TB, 0 OB, 2 Ret  
 Touchbacks – 35  
 Out of Bounds – 0  
 On-side kicks – 0-for-1  
 Opp. Returns – 3 for 64 yards (21.3 avg.)

### 2016 GAME-BY-GAME TEAM STATISTICS

| Game               | Score     | First Downs |                | Rushing         |                | Passing    |          |               | Total Off.    | Punts      | Fum.        | Penalties    | 3rd          | Time of |
|--------------------|-----------|-------------|----------------|-----------------|----------------|------------|----------|---------------|---------------|------------|-------------|--------------|--------------|---------|
|                    |           | Tot         | Ru-Pa-Pe       | No-Yds-TD       | C-A-I          | Yds        | TD       | Pl-Yds        | No-Avg        | F-L        | No-Yds      | Downs        | Poss         |         |
| Clemson (#2)       | 19        | 19          | 7-9-3          | 44-151-1        | 19-34-1        | 248        | 1        | 78-399        | 4-41.5        | 1-1        | 6-55        | 6-17         | 30:29        |         |
| <b>at Auburn</b>   | <b>13</b> | <b>17</b>   | <b>6-8-3</b>   | <b>41-87-1</b>  | <b>15-30-2</b> | <b>175</b> | <b>0</b> | <b>71-262</b> | <b>5-44.4</b> | <b>1-1</b> | <b>9-60</b> | <b>3-17</b>  | <b>29:31</b> |         |
| Arkansas State     | 14        | 14          | 4-9-1          | 35-66-2         | 19-30-0        | 260        | 0        | 65-326        | 6-40.8        | 0-0        | 10-71       | 5-16         | 24:18        |         |
| <b>at Auburn</b>   | <b>51</b> | <b>32</b>   | <b>20-10-2</b> | <b>62-462-3</b> | <b>17-23-0</b> | <b>244</b> | <b>3</b> | <b>85-706</b> | <b>0-0.0</b>  | <b>2-1</b> | <b>5-40</b> | <b>11-15</b> | <b>35:42</b> |         |
| Texas A&M (#17)    | 29        | 19          | 9-9-1          | 37-231-1        | 20-40-0        | 247        | 1        | 77-478        | 7-42.0        | 2-0        | 9-70        | 2-15         | 28:56        |         |
| <b>at Auburn</b>   | <b>16</b> | <b>26</b>   | <b>14-9-3</b>  | <b>54-236-2</b> | <b>22-35-0</b> | <b>163</b> | <b>0</b> | <b>89-399</b> | <b>9-37.2</b> | <b>1-1</b> | <b>6-28</b> | <b>6-17</b>  | <b>31:04</b> |         |
| LSU (#18)          | 13        | 14          | 8-5-1          | 32-220-0        | 15-27-0        | 118        | 1        | 59-338        | 5-37.0        | 1-1        | 5-50        | 4-13         | 27:49        |         |
| <b>at Auburn</b>   | <b>18</b> | <b>18</b>   | <b>7-10-1</b>  | <b>49-154-0</b> | <b>19-26-0</b> | <b>234</b> | <b>0</b> | <b>75-388</b> | <b>3-40.0</b> | <b>2-1</b> | <b>4-28</b> | <b>8-19</b>  | <b>32:11</b> |         |
| ULM                | 7         | 16          | 8-7-1          | 32-112-0        | 19-33-1        | 139        | 1        | 65-251        | 6-43.3        | 2-1        | 2-30        | 6-15         | 26:45        |         |
| <b>at Auburn</b>   | <b>58</b> | <b>36</b>   | <b>23-11-2</b> | <b>66-410-5</b> | <b>15-18-0</b> | <b>278</b> | <b>3</b> | <b>84-688</b> | <b>0-0.0</b>  | <b>2-1</b> | <b>3-15</b> | <b>9-11</b>  | <b>33:15</b> |         |
| Auburn             | 38        | 22          | 10-10-2        | 56-228-3        | 14-18-1        | 204        | 1        | 74-432        | 4-36.8        | 4-1        | 5-40        | 6-12         | 33:22        |         |
| at Mississippi St. | 14        | 16          | 7-9-0          | 33-103-0        | 18-35-1        | 186        | 2        | 68-289        | 5-40.8        | 5-2        | 7-80        | 6-16         | 26:38        |         |
| Arkansas           |           |             |                |                 |                |            |          |               |               |            |             |              |              |         |
| at Auburn          |           |             |                |                 |                |            |          |               |               |            |             |              |              |         |
| Auburn             |           |             |                |                 |                |            |          |               |               |            |             |              |              |         |
| at Ole Miss        |           |             |                |                 |                |            |          |               |               |            |             |              |              |         |
| Vanderbilt         |           |             |                |                 |                |            |          |               |               |            |             |              |              |         |
| at Auburn          |           |             |                |                 |                |            |          |               |               |            |             |              |              |         |
| Auburn             |           |             |                |                 |                |            |          |               |               |            |             |              |              |         |
| at Georgia         |           |             |                |                 |                |            |          |               |               |            |             |              |              |         |
| Alabama A&M        |           |             |                |                 |                |            |          |               |               |            |             |              |              |         |
| at Auburn          |           |             |                |                 |                |            |          |               |               |            |             |              |              |         |
| Auburn             |           |             |                |                 |                |            |          |               |               |            |             |              |              |         |
| at Alabama         |           |             |                |                 |                |            |          |               |               |            |             |              |              |         |

### STARTING LINEUPS

| OFFENSE            | QB       | RB         | HB/WR           | WR       | WR         | WR/TE          | LT        | LG       | C          | RG       | RT      |
|--------------------|----------|------------|-----------------|----------|------------|----------------|-----------|----------|------------|----------|---------|
| Clemson (#2)       | S. White | S. Truitt  | C. Cox (HB)     | M. Davis | R. Davis   | D. Slayton     | A. Golson | A. Kozan | X. Dampier | B. Smith | R. Leff |
| Arkansas State     | S. White | K. Johnson | T. Stevens (WR) | M. Davis | R. Davis   | D. Slayton     | A. Golson | A. Kozan | X. Dampier | B. Smith | R. Leff |
| Texas A&M (#17)    | S. White | K. Pettway | C. Cox (HB)     | J. Smith | T. Stevens | D. Slayton     | A. Golson | A. Kozan | X. Dampier | B. Smith | R. Leff |
| LSU (#18)          | S. White | K. Johnson | C. Cox (HB)     | R. Davis | T. Stevens | D. Slayton     | A. Golson | A. Kozan | X. Dampier | B. Smith | R. Leff |
| ULM                | S. White | K. Johnson | C. Cox (HB)     | R. Davis | T. Stevens | D. Slayton     | D. James  | A. Kozan | A. Golson  | B. Smith | R. Leff |
| at Mississippi St. | S. White | K. Johnson | C. Cox (HB)     | R. Davis | T. Stevens | J. Harris (TE) | D. James  | A. Kozan | A. Golson  | B. Smith | R. Leff |
| Arkansas           |          |            |                 |          |            |                |           |          |            |          |         |
| at Ole Miss        |          |            |                 |          |            |                |           |          |            |          |         |
| Vanderbilt         |          |            |                 |          |            |                |           |          |            |          |         |
| at Georgia         |          |            |                 |          |            |                |           |          |            |          |         |
| Alabama A&M        |          |            |                 |          |            |                |           |          |            |          |         |
| at Alabama         |          |            |                 |          |            |                |           |          |            |          |         |

| DEFENSE            | BUCK      | DT         | DT       | DE          | MLB      | SLB         | WLB/Nickel        | CB        | CB       | SAF        | SAF         |
|--------------------|-----------|------------|----------|-------------|----------|-------------|-------------------|-----------|----------|------------|-------------|
| Clemson (#2)       | C. Lawson | D. Russell | M. Adams | M. Davidson | D. Davis | D. Williams | R. Ford (NICK)    | J. Davis  | C. Davis | N. Ruffin  | T. Matthews |
| Arkansas State     | C. Lawson | D. Russell | M. Adams | M. Davidson | D. Davis | D. Williams | R. Ford (NICK)    | J. Holsey | C. Davis | S. Roberts | T. Matthews |
| Texas A&M (#17)    | C. Lawson | D. Russell | M. Adams | M. Davidson | D. Davis | D. Williams | R. Ford (NICK)    | J. Holsey | C. Davis | S. Roberts | T. Matthews |
| LSU (#18)          | C. Lawson | D. Russell | M. Adams | M. Davidson | D. Davis | D. Williams | T. Williams (WLB) | J. Holsey | C. Davis | R. Ford    | T. Matthews |
| ULM                | C. Lawson | D. Russell | M. Adams | M. Davidson | D. Davis | T. Williams | R. Ford (NICK)    | J. Holsey | C. Davis | N. Ruffin  | T. Matthews |
| at Mississippi St. | C. Lawson | D. Russell | M. Adams | M. Davidson | D. Davis | T. Williams | R. Ford (NICK)    | J. Holsey | J. Davis | N. Ruffin  | T. Matthews |
| Arkansas           |           |            |          |             |          |             |                   |           |          |            |             |
| at Ole Miss        |           |            |          |             |          |             |                   |           |          |            |             |
| Vanderbilt         |           |            |          |             |          |             |                   |           |          |            |             |
| at Georgia         |           |            |          |             |          |             |                   |           |          |            |             |
| Alabama A&M        |           |            |          |             |          |             |                   |           |          |            |             |
| at Alabama         |           |            |          |             |          |             |                   |           |          |            |             |



## 2016 GAME-BY-GAME INDIVIDUAL STATISTICS

## Passing

| C-A-Yds-Int, TD    | #13 White      | #6 Johnson  | #5 Franklin   |
|--------------------|----------------|-------------|---------------|
| Clemson (#2)       | 10-21-140-1, 0 | 4-6-38-1, 0 | 1-1-(-3)-0, 0 |
| Arkansas St.       | 17-23-244-0, 3 | DNP         | ---           |
| Texas A&M (#17)    | 18-27-126-0, 0 | DNP         | 4-8-37-0, 0   |
| LSU (#18)          | 19-26-234-0, 0 | DNP         | ---           |
| ULM                | 14-17-239-0, 2 | DNP         | 1-1-39-0, 1   |
| at Mississippi St. | 14-18-204-1, 1 | ---         | ---           |
| Arkansas           |                |             |               |
| at Ole Miss        |                |             |               |
| Vanderbilt         |                |             |               |
| at Georgia         |                |             |               |
| Alabama A&M        |                |             |               |
| at Alabama         |                |             |               |

## Field Goals

| Made, (Missed)     | #38 Carlson            |
|--------------------|------------------------|
| Clemson (#2)       | 53, 32                 |
| Arkansas St.       | 18, 37, 42             |
| Texas A&M (#17)    | 37                     |
| LSU (#18)          | 51, 29, 29, 31, 37, 29 |
| ULM                | (56)                   |
| at Mississippi St. | 25                     |
| Arkansas           |                        |
| at Ole Miss        |                        |
| Vanderbilt         |                        |
| at Georgia         |                        |
| Alabama A&M        |                        |
| at Alabama         |                        |

## Punting

| No.-Avg, In 20     | #91 Phillips | #43 Shannon |
|--------------------|--------------|-------------|
| Clemson (#2)       | 5-44.4, 1    | DNP         |
| Arkansas St.       | DNP          | --          |
| Texas A&M (#17)    | 7-40.0, 1    | 2-27.5, 1   |
| LSU (#18)          | 3-40.0, 1    | DNP         |
| ULM                | DNP          | --          |
| at Mississippi St. | 4-36.8, 2    | DNP         |
| Arkansas           |              |             |
| at Ole Miss        |              |             |
| Vanderbilt         |              |             |
| at Georgia         |              |             |
| Alabama A&M        |              |             |
| at Alabama         |              |             |

## Rushing

| No.-Yds, TD        | #21 Johnson | #27 Cox | #10 Truitt | #36 Pettway | #9 Martin | #6 Johnson | #13 White | #5 Franklin | #32 Miller | #83 Davis | #4 Smith | #12 Stove |
|--------------------|-------------|---------|------------|-------------|-----------|------------|-----------|-------------|------------|-----------|----------|-----------|
| Clemson (#2)       | 23-94, 1    | 4-6     | 4-7        | ---         | DNP       | 6-(-18)    | 4-(-2)    | ---         | DNP        | ---       | ---      | DNP       |
| Arkansas St.       | 18-124, 2   | 1-0     | ---        | 15-152      | 4-15      | DNP        | 10-60     | 4-70        | 7-24       | 1-(-2)    | ---      | ---       |
| Texas A&M (#17)    | 15-64, 1    | ---     | ---        | 20-123, 1   | ---       | DNP        | 8-(-2)    | 9-47        | DNP        | 1-8       | 1-0      | ---       |
| LSU (#18)          | 22-93       | ---     | 2-5        | 17-61       | ---       | DNP        | 6-(-9)    | 1-4         | ---        | ---       | ---      | 1-0       |
| ULM                | 24-146, 2   | ---     | 7-46       | DNP         | 10-41     | DNP        | 6-10      | 2-82, 1     | 9-45, 1    | ---       | ---      | 2-20      |
| at Mississippi St. | 3-21        | ---     | 4-32       | 39-169, 3   | 2-8       | ---        | 4-(-5)    | 3-14        | DNP        | ---       | DNP      | DNP       |
| Arkansas           |             |         |            |             |           |            |           |             |            |           |          |           |
| at Ole Miss        |             |         |            |             |           |            |           |             |            |           |          |           |
| Vanderbilt         |             |         |            |             |           |            |           |             |            |           |          |           |
| at Georgia         |             |         |            |             |           |            |           |             |            |           |          |           |
| Alabama A&M        |             |         |            |             |           |            |           |             |            |           |          |           |
| at Alabama         |             |         |            |             |           |            |           |             |            |           |          |           |

## Receiving

| No.-Yds, TD        | #80 M. Davis | #33 W. Hastings | #10 S. Truitt | #83 R. Davis | #11 K. Davis | #8 T. Stevens | #21 K. Johnson | #3 N. Craig-Myers |
|--------------------|--------------|-----------------|---------------|--------------|--------------|---------------|----------------|-------------------|
| Clemson (#2)       | 5-56         | 3-29            | 2-17          | 2-17         | 1-43         | 1-16          | 1-(-3)         | ---               |
| Arkansas St.       | 2-4          | 2-34, 1         | 1-3           | ---          | 1-42         | 4-75, 2       | 1-7            | 1-9               |
| Texas A&M (#17)    | 3-23         | 3-9             | ---           | 5-36         | 1-11         | 8-86          | 2-(-2)         | ---               |
| LSU (#18)          | 3-17         | ---             | ---           | 5-31         | 2-24         | 4-58          | 4-68           | ---               |
| ULM                | ---          | 1-(-4)          | ---           | 5-56         | 2-58, 1      | 4-109, 1      | ---            | 1-39, 1           |
| at Mississippi St. | ---          | DNP             | ---           | 2-15, 1      | 2-34         | 3-64          | 1-(-3)         | DNP               |
| Arkansas           |              |                 |               |              |              |               |                |                   |
| at Ole Miss        |              |                 |               |              |              |               |                |                   |
| Vanderbilt         |              |                 |               |              |              |               |                |                   |
| at Georgia         |              |                 |               |              |              |               |                |                   |
| Alabama A&M        |              |                 |               |              |              |               |                |                   |
| at Alabama         |              |                 |               |              |              |               |                |                   |

| No.-Yds, TD        | #4 J. Smith | #12 E. Stove | #81 D. Slayton | #85 J. Harris | #9 K. Martin | #36 K. Pettway | #27 C. Cox |
|--------------------|-------------|--------------|----------------|---------------|--------------|----------------|------------|
| Clemson (#2)       | ---         | DNP          | ---            | ---           | DNP          | ---            | ---        |
| Arkansas St.       | ---         | ---          | 3-55           | ---           | 1-10         | 1-5            | ---        |
| Texas A&M          | ---         | ---          | ---            | ---           | ---          | ---            | ---        |
| LSU (#18)          | ---         | ---          | 1-36           | ---           | ---          | ---            | ---        |
| ULM                | ---         | 2-20         | ---            | ---           | ---          | DNP            | ---        |
| at Mississippi St. | DNP         | DNP          | 2-24           | ---           | 1-42         | 1-9            | 2-19       |
| Arkansas           |             |              |                |               |              |                |            |
| at Ole Miss        |             |              |                |               |              |                |            |
| Vanderbilt         |             |              |                |               |              |                |            |
| at Georgia         |             |              |                |               |              |                |            |
| Alabama A&M        |             |              |                |               |              |                |            |
| at Alabama         |             |              |                |               |              |                |            |

## 2016 GAME-BY-GAME INDIVIDUAL STATISTICS

## Defensive Linemen

| Solo+Ast=Total       | #1 M. Adams | #3 M. Davidson | #4 J. Holland | #9 B. Cowart | #10 P. James | #55 C. Lawson | #94 D. Lawrence | #95 D. Russell |
|----------------------|-------------|----------------|---------------|--------------|--------------|---------------|-----------------|----------------|
| Clemson (#2)         | 3+2=5       | 1+0=1          | 2+0=2         | 0+1=1        | ---          | 0+3=3         | 1+1=2           | 2+2=4          |
| Arkansas State       | 1+0=1       | 2+1=3          | ---           | ---          | 1+0=1        | 1+0=1         | DNP             | ---            |
| Texas A&M (#17)      | 1+0=1       | 2+2=4          | ---           | 1+0=1        | 2+0=2        | 0+1=1         | 0+1=1           | 2+2=4          |
| LSU (#18)            | 3+3=6       | 0+2=2          | ---           | ---          | DNP          | 3+1=4         | 1+0=1           | 0+1=1          |
| ULM                  | 2+0=2       | 1+1=2          | 2+0=2         | 2+0=2        | DNP          | 2+1=3         | 1+0=1           | 0+2=2          |
| at Mississippi State | 0+2=2       | 2+3=5          | 2+1=3         | ---          | DNP          | 2+1=3         | ---             | 1+0=1          |
| Arkansas             |             |                |               |              |              |               |                 |                |
| at Ole Miss          |             |                |               |              |              |               |                 |                |
| Vanderbilt           |             |                |               |              |              |               |                 |                |
| at Georgia           |             |                |               |              |              |               |                 |                |
| Alabama A&M          |             |                |               |              |              |               |                 |                |
| at Alabama           |             |                |               |              |              |               |                 |                |

## Solo+Ast=Total #5 D. Brown #90 M. Swain #79 A. Williams

| Solo+Ast=Total       | #5 D. Brown | #90 M. Swain | #79 A. Williams |
|----------------------|-------------|--------------|-----------------|
| Clemson (#2)         | ---         | ---          | ---             |
| Arkansas State       | 1+1=2       | 0+1=1        | 2+1=3           |
| Texas A&M (#17)      | ---         | 1+0=1        | ---             |
| LSU (#18)            | ---         | ---          | 1+0=1           |
| ULM                  | ---         | 1+0=1        | 2+0=2           |
| at Mississippi State | 0+1=1       | 0+3=3        | 0+2=2           |
| Arkansas             |             |              |                 |
| at Ole Miss          |             |              |                 |
| Vanderbilt           |             |              |                 |
| at Georgia           |             |              |                 |
| Alabama A&M          |             |              |                 |
| at Alabama           |             |              |                 |

## Linebackers

| Solo+Ast=Total       | #30 T. Williams | #49 D. Williams | #57 D. Davis | #48 M. Atkinson | #17 T.J. Neal | #42 T. Threatt |
|----------------------|-----------------|-----------------|--------------|-----------------|---------------|----------------|
| Clemson (#2)         | 4+0=4           | 3+3=6           | 2+3=5        | ---             | ---           | ---            |
| Arkansas State       | 3+5=8           | 3+3=6           | 1+2=3        | 2+1=3           | DNP           | ---            |
| Texas A&M (#17)      | 3+3=6           | 2+1=3           | 3+3=6        | 1+0=1           | ---           | ---            |
| LSU (#18)            | 0+1=1           | 2+2=4           | 1+1=2        | ---             | 2+0=2         | ---            |
| ULM                  | 4+5=9           | 1+0=1           | 4+1=5        | 5+0=5           | 2+2=4         | ---            |
| at Mississippi State | 4+4=8           | 1+2=3           | 0+3=3        | 1+2=3           | 0+2=2         | ---            |
| Arkansas             |                 |                 |              |                 |               |                |
| at Ole Miss          |                 |                 |              |                 |               |                |
| Vanderbilt           |                 |                 |              |                 |               |                |
| at Georgia           |                 |                 |              |                 |               |                |
| Alabama A&M          |                 |                 |              |                 |               |                |
| at Alabama           |                 |                 |              |                 |               |                |

## Defensive Backs

| Solo+Ast=Total       | #6 C. Davis | #11 M. Boston | #15 J. Holsey | #19 N. Ruffin | #23 J. Ford | #28 T. Matthews | #31 J. Davis | #14 S. Roberts |
|----------------------|-------------|---------------|---------------|---------------|-------------|-----------------|--------------|----------------|
| Clemson (#2)         | 5+1=6       | ---           | 3+0=3         | 7+3=10        | 4+2=6       | 8+1=9           | 4+0=4        | DNP            |
| Arkansas State       | 4+0=4       | 1+0=1         | ---           | 1+1=2         | 5+5=10      | 2+3=5           | 1+1=2        | 2+1=3          |
| Texas A&M (#17)      | 4+0=4       | ---           | 5+0=5         | 1+0=1         | 4+1=5       | 2+0=2           | 2+0=2        | 3+2=5          |
| LSU (#18)            | 3+0=3       | ---           | 6+0=6         | 1+1=2         | 4+3=7       | 6+3=9           | ---          | ---            |
| ULM                  | 1+0=1       | 1+0=1         | ---           | 2+1=3         | 1+2=3       | 3+1=4           | ---          | 2+1=3          |
| at Mississippi State | 0+1=1       | ---           | ---           | 1+2=3         | 3+3=6       | 2+5=7           | 4+1=5        | 2+3=5          |
| Arkansas             |             |               |               |               |             |                 |              |                |
| at Ole Miss          |             |               |               |               |             |                 |              |                |
| Vanderbilt           |             |               |               |               |             |                 |              |                |
| at Georgia           |             |               |               |               |             |                 |              |                |
| Alabama A&M          |             |               |               |               |             |                 |              |                |
| at Alabama           |             |               |               |               |             |                 |              |                |

## Solo+Ast=Total #22 J. Broussard #13 T. Davis #26 M. Taylor #24 D. Thomas

| Solo+Ast=Total       | #22 J. Broussard | #13 T. Davis | #26 M. Taylor | #24 D. Thomas |
|----------------------|------------------|--------------|---------------|---------------|
| Clemson (#2)         | ---              | ---          | DNP           | DNP           |
| Arkansas State       | 0+1=1            | 0+1=1        | ---           | ---           |
| Texas A&M (#17)      | DNP              | ---          | ---           | ---           |
| LSU (#18)            | ---              | ---          | ---           | ---           |
| ULM                  | ---              | ---          | 2+0=2         | 0+1=1         |
| at Mississippi State | DNP              | ---          | ---           | 1+1=2         |
| Arkansas             |                  |              |               |               |
| at Ole Miss          |                  |              |               |               |
| Vanderbilt           |                  |              |               |               |
| at Georgia           |                  |              |               |               |
| Alabama A&M          |                  |              |               |               |
| at Alabama           |                  |              |               |               |

## 2016 SUPERLATIVES

### Auburn Team Superlatives

|                  |      |                                     |
|------------------|------|-------------------------------------|
| Rushes           | 66   | vs ULM (Oct 1, 2016)                |
| Yards Rushing    | 462  | vs Arkansas State (Sep 10, 2016)    |
| Yards Per Rush   | 7.5  | vs Arkansas State (Sep 10, 2016)    |
| TD Rushes        | 5    | vs ULM (Oct 1, 2016)                |
| Pass attempts    | 35   | vs Texas A&M (Sep 17, 2016)         |
| Pass completions | 22   | vs Texas A&M (Sep 17, 2016)         |
| Yards Passing    | 278  | vs ULM (Oct 1, 2016)                |
| Yards Per Pass   | 15.4 | vs ULM (Oct 1, 2016)                |
| TD Passes        | 3    | vs Arkansas State (Sep 10, 2016)    |
|                  |      | vs ULM (Oct 1, 2016)                |
| Total Plays      | 89   | vs Texas A&M (Sep 17, 2016)         |
| Total Offense    | 706  | vs Arkansas State (Sep 10, 2016)    |
| Yards Per Play   | 8.3  | vs Arkansas State (Sep 10, 2016)    |
| Points           | 58   | vs ULM (Oct 1, 2016)                |
| Sacks By         | 4    | vs Arkansas State (Sep 10, 2016)    |
|                  |      | vs LSU (Sep 24, 2016)               |
| First Downs      | 36   | vs ULM (Oct 1, 2016)                |
| Penalties        | 9    | vs Clemson (Sep 3, 2016)            |
| Penalty Yards    | 60   | vs Clemson (Sep 3, 2016)            |
| Turnovers        | 3    | vs Clemson (Sep 3, 2016)            |
| Interceptions By | 1    | vs Clemson (Sep 3, 2016)            |
|                  |      | vs ULM (Oct 1, 2016)                |
|                  |      | at Mississippi State (Oct 08, 2016) |
| Punts            | 9    | vs Texas A&M (Sep 17, 2016)         |
| Punting Avg.     | 44.4 | vs Clemson (Sep 3, 2016)            |
| Long Punt        | 68   | vs Clemson (Sep 3, 2016)            |
| Punts inside 20  | 2    | vs Texas A&M (Sep 17, 2016)         |
|                  |      | at Mississippi State (Oct 08, 2016) |
| Long Punt Return | 25   | vs ULM (Oct 1, 2016)                |

### Auburn Individual Superlatives

|                     |      |   |
|---------------------|------|---|
| Rushes              | 39   | Kamryn Pettway at Mississippi State (Oct 08, 2016)  |
| Yards Rushing       | 169  | Kamryn Pettway at Mississippi State (Oct 08, 2016)  |
| TD Rushes           | 3    | Kamryn Pettway at Mississippi State (Oct 08, 2016)  |
| Long Rush           | 80   | John Franklin III vs ULM (Oct 1, 2016)              |
| Pass attempts       | 27   | Sean White vs Texas A&M (Sep 17, 2016)              |
| Pass completions    | 19   | Sean White vs LSU (Sep 24, 2016)                    |
| Yards Passing       | 244  | Sean White vs Arkansas State (Sep 10, 2016)         |
| TD Passes           | 3    | Sean White vs Arkansas State (Sep 10, 2016)         |
| Long Pass           | 48   | Sean White vs ULM (Oct 1, 2016)                     |
| Receptions          | 8    | Tony Stevens vs Texas A&M (Sep 17, 2016)            |
| Yards Receiving     | 109  | Tony Stevens vs ULM (Oct 1, 2016)                   |
| TD Receptions       | 2    | Tony Stevens vs Arkansas State (Sep 10, 2016)       |
| Long Reception      | 48   | Tony Stevens vs ULM (Oct 1, 2016)                   |
|                     |      | Kyle Davis vs ULM (Oct 1, 2016)                     |
| Field Goals         | 6    | Daniel Carlson vs LSU (Sep 24, 2016)                |
| Long Field Goal     | 53   | Daniel Carlson vs Clemson (Sep 3, 2016)             |
| Punts               | 7    | Kevin Phillips vs Texas A&M (Sep 17, 2016)          |
| Punting Avg.        | 44.4 | Kevin Phillips vs Clemson (Sep 3, 2016)             |
| Long Punt           | 68   | Kevin Phillips vs Clemson (Sep 3, 2016)             |
| Punts inside 20     | 2    | Kevin Phillips at Mississippi State (Oct 08, 2016)  |
| Long Punt Return    | 25   | Marcus Davis vs ULM (Oct 1, 2016)                   |
| Long Kickoff Return | 34   | Kerryon Johnson vs Texas A&M (Sep 17, 2016)         |
| Tackles             | 10   | Nick Ruffin vs Clemson (Sep 3, 2016)                |
|                     |      | Johnathan Ford vs Arkansas State (Sep 10, 2016)     |
| Sacks               | 2.0  | Carl Lawson vs LSU (Sep 24, 2016)                   |
|                     |      | Carl Lawson at Mississippi State (Oct 08, 2016)     |
| Tackles For Loss    | 2.0  | Montravius Adams vs LSU (Sep 24, 2016)              |
|                     |      | Carl Lawson vs LSU (Sep 24, 2016)                   |
|                     |      | Carl Lawson vs ULM (Oct 1, 2016)                    |
|                     |      | Carl Lawson at Mississippi State (Oct 08, 2016)     |
| Interceptions       | 1    | Joshua Holsey vs Clemson (Sep 3, 2016)              |
|                     |      | Javaris Davis vs ULM (Oct 1, 2016)                  |
|                     |      | Stephen Roberts at Mississippi State (Oct 08, 2016) |

### Opponent Team Superlatives

|                  |      |                                     |
|------------------|------|-------------------------------------|
| Rushes           | 44   | vs Clemson (Sep 3, 2016)            |
| Yards Rushing    | 231  | vs Texas A&M (Sep 17, 2016)         |
| Yards Per Rush   | 6.9  | vs LSU (Sep 24, 2016)               |
| TD Rushes        | 2    | vs Arkansas State (Sep 10, 2016)    |
| Pass attempts    | 40   | vs Texas A&M (Sep 17, 2016)         |
| Pass completions | 20   | vs Texas A&M (Sep 17, 2016)         |
| Yards Passing    | 260  | vs Arkansas State (Sep 10, 2016)    |
| Yards Per Pass   | 8.7  | vs Arkansas State (Sep 10, 2016)    |
| TD Passes        | 2    | at Mississippi State (Oct 08, 2016) |
| Total Plays      | 78   | vs Clemson (Sep 3, 2016)            |
| Total Offense    | 478  | vs Texas A&M (Sep 17, 2016)         |
| Yards Per Play   | 6.2  | vs Texas A&M (Sep 17, 2016)         |
| Points           | 29   | vs Texas A&M (Sep 17, 2016)         |
| Sacks By         | 4    | vs Clemson (Sep 3, 2016)            |
|                  |      | vs Texas A&M (Sep 17, 2016)         |
| First Downs      | 19   | vs Clemson (Sep 3, 2016)            |
|                  |      | vs Texas A&M (Sep 17, 2016)         |
| Penalties        | 10   | vs Arkansas State (Sep 10, 2016)    |
| Penalty Yards    | 80   | at Mississippi State (Oct 08, 2016) |
| Turnovers        | 3    | at Mississippi State (Oct 08, 2016) |
| Interceptions By | 2    | vs Clemson (Sep 3, 2016)            |
| Punts            | 7    | vs Texas A&M (Sep 17, 2016)         |
| Punting Avg.     | 43.3 | vs ULM (Oct 1, 2016)                |
| Long Punt        | 59   | vs Clemson (Sep 3, 2016)            |
|                  |      | vs Texas A&M (Sep 17, 2016)         |
|                  |      | at Mississippi State (Oct 08, 2016) |
| Punts inside 20  | 2    | vs Texas A&M (Sep 17, 2016)         |
|                  |      | vs LSU (Sep 24, 2016)               |
|                  |      | vs ULM (Oct 1, 2016)                |
| Long Punt Return | 0    |                                     |

### Opponent Individual Superlatives

|                     |      |  |
|---------------------|------|--|
| Rushes              | 30   | Gallman, vs Clemson (Sep 3, 2016)                    |
| Yards Rushing       | 127  | T. Williams, vs Texas A&M (Sep 17, 2016)             |
| TD Rushes           | 2    | Chad Voytik, vs Arkansas State (Sep 10, 2016)        |
| Long Rush           | 89   | T. Williams, vs Texas A&M (Sep 17, 2016)             |
| Pass attempts       | 40   | Trevor Knight, vs Texas A&M (Sep 17, 2016)           |
| Pass completions    | 20   | Trevor Knight, vs Texas A&M (Sep 17, 2016)           |
| Yards Passing       | 248  | Watson, vs Clemson (Sep 3, 2016)                     |
| TD Passes           | 2    | Nick Fitzgerald, at Mississippi State (Oct 08, 2016) |
| Long Pass           | 68   | Chad Voytik, vs Arkansas State (Sep 10, 2016)        |
| Receptions          | 9    | M. Williams, vs Clemson (Sep 3, 2016)                |
| Yards Receiving     | 174  | M. Williams, vs Clemson (Sep 3, 2016)                |
| TD Receptions       | 1    | Renfrow, vs Clemson (Sep 3, 2016)                    |
|                     |      | Josh Reynolds, vs Texas A&M (Sep 17, 2016)           |
|                     |      | Foster Moreau, vs LSU (Sep 24, 2016)                 |
|                     |      | Marcus Green, vs ULM (Oct 1, 2016)                   |
|                     |      | Fred Ross, at Mississippi State (Oct 08, 2016)       |
|                     |      | Keith Mixon, at Mississippi State (Oct 08, 2016)     |
| Long Reception      | 68   | C. Booker, vs Arkansas State (Sep 10, 2016)          |
| Field Goals         | 5    | Daniel LaCamera, vs Texas A&M (Sep 17, 2016)         |
| Long Field Goal     | 46   | Daniel LaCamera, vs Texas A&M (Sep 17, 2016)         |
| Punts               | 7    | Shane Tripucka, vs Texas A&M (Sep 17, 2016)          |
| Punting Avg.        | 43.3 | Dayton Balvanz, vs ULM (Oct 1, 2016)                 |
| Long Punt           | 59   | Teasdall, vs Clemson (Sep 3, 2016)                   |
|                     |      | Shane Tripucka, vs Texas A&M (Sep 17, 2016)          |
|                     |      | Logan Cooke, at Mississippi State (Oct 08, 2016)     |
| Punts inside 20     | 2    | Shane Tripucka, vs Texas A&M (Sep 17, 2016)          |
|                     |      | Josh Growden, vs LSU (Sep 24, 2016)                  |
|                     |      | Dayton Balvanz, vs ULM (Oct 1, 2016)                 |
| Long Punt Return    | 0    |  |
| Long Kickoff Return | 25   | C Echols-Luper, vs Arkansas State (Sep 10, 2016)     |
| Tackles             | 14   | Richie Brown, at Mississippi State (Oct 08, 2016)    |
| Sacks               | 2.0  | Myles Garrett, vs Texas A&M (Sep 17, 2016)           |
| Tackles For Loss    | 3.0  | Joseph, vs Clemson (Sep 3, 2016)                     |
| Interceptions       | 1    | Boulware, vs Clemson (Sep 3, 2016)                   |
|                     |      | J. Johnson, vs Clemson (Sep 3, 2016)                 |
|                     |      | Kivon Coman, at Mississippi State (Oct 08, 2016)     |

### 2016 PLAYS OF 20+ YARDS

| Yards | Type | Player(s)                               | Opponent          | Qtr. |
|-------|------|---|-------------------|------|
| 80*   | Rush | John Franklin III                       | ULM               | 3    |
| 64    | Rush | Kamryn Pettway                          | Arkansas State    | 2    |
| 48*   | Pass | Kyle Davis from Sean White              | ULM               | 1    |
| 48*   | Pass | Tony Stevens from Sean White            | ULM               | 3    |
| 47*   | Rush | Kerryon Johnson                         | Arkansas State    | 1    |
| 43    | Pass | Kyle Davis from Sean White              | Clemson           | 4    |
| 42    | Pass | Kyle Davis from Sean White              | Arkansas State    | 1    |
| 42    | Pass | Kam Martin from Sean White              | Mississippi State | 2    |
| 41    | Rush | John Franklin III                       | Arkansas State    | 4    |
| 39*   | Pass | Nate Craig-Myers from John Franklin III | ULM               | 3    |
| 36    | Pass | Tony Stevens from Sean White            | Mississippi State | 1    |
| 36    | Pass | Kerryon Johnson from Sean White         | LSU               | 2    |
| 36    | Pass | Darius Slayton from Sean White          | LSU               | 2    |
| 35    | Pass | Tony Stevens from Sean White            | ULM               | 3    |
| 34    | KR   | Kerryon Johnson                         | Texas A&M         | 4    |
| 33    | Rush | Kamryn Pettway                          | Texas A&M         | 4    |
| 29    | Rush | Kamryn Pettway                          | Arkansas State    | 3    |
| 29    | Rush | Kamryn Pettway                          | Mississippi State | 2    |
| 29*   | Pass | Will Hastings from Sean White           | Arkansas State    | 2    |
| 27    | Pass | Darius Slayton from Sean White          | Arkansas State    | 3    |
| 25    | PR   | Marcus Davis                            | ULM               | 1    |
| 25    | KR   | Rudy Ford                               | LSU               | 1    |
| 25    | Pass | Tony Stevens from Sean White            | Arkansas State    | 2    |
| 24*   | Pass | Tony Stevens from Sean White            | Arkansas State    | 2    |
| 24    | Pass | Tony Stevens from Sean White            | LSU               | 3    |
| 23    | Pass | Kerryon Johnson from Sean White         | LSU               | 4    |
| 23    | Pass | Ryan Davis from Sean White              | ULM               | 2    |
| 22    | Rush | Kerryon Johnson                         | ULM               | 1    |
| 21    | Rush | Stanton Truitt                          | ULM               | 1    |
| 21    | Pass | Tony Stevens from Sean White            | LSU               | 1    |
| 21    | KR   | Kerryon Johnson                         | LSU               | 1    |
| 21    | Pass | Marcus Davis from Sean White            | Clemson           | 4    |
| 21    | KR   | Rudy Ford                               | Clemson           | 4    |
| 20    | Rush | Kerryon Johnson                         | Texas A&M         | 2    |
| 20    | Rush | Sean White                              | Arkansas State    | 2    |
| 20    | Rush | John Franklin III                       | Arkansas State    | 4    |
| 20*   | Rush | Daniel Carlson                          | Arkansas State    | 2    |

\*Touchdown scored on play

### PLAY BREAKDOWN

#### BY PLAY

|                                |    |
|--------------------------------|----|
| Pass .....                     | 19 |
| Rush .....                     | 13 |
| Kickoff Return .....           | 4  |
| Punt Return .....              | 1  |
| Interception Return .....      | 0  |
| Fumble Return .....            | 0  |
| Missed Field Goal Return ..... | 0  |

#### BY GAME

|                         |    |
|-------------------------|----|
| Clemson (#2) .....      | 3  |
| Arkansas State .....    | 12 |
| Texas A&M (#17) .....   | 3  |
| LSU (#18) .....         | 7  |
| ULM .....               | 9  |
| Mississippi State ..... | 3  |

#### BY QUARTER

|           |    |
|-----------|----|
| 1st ..... | 10 |
| 2nd ..... | 12 |
| 3rd ..... | 7  |
| 4th ..... | 8  |

#### RUSHING

|                         |   |
|-------------------------|---|
| Kamryn Pettway .....    | 4 |
| John Franklin III ..... | 3 |
| Kerryon Johnson .....   | 3 |
| Sean White .....        | 1 |
| Stanton Truitt .....    | 1 |
| Daniel Carlson .....    | 1 |

#### PASSING

|                         |    |
|-------------------------|----|
| Sean White .....        | 18 |
| John Franklin III ..... | 1  |

#### RECEIVING

|                        |   |
|------------------------|---|
| Tony Stevens .....     | 7 |
| Kyle Davis .....       | 3 |
| Darius Slayton .....   | 2 |
| Kerryon Johnson .....  | 2 |
| Nate Craig-Myers ..... | 1 |
| Ryan Davis .....       | 1 |
| Will Hastings .....    | 1 |
| Marcus Davis .....     | 1 |
| Kam Martin .....       | 1 |

#### KICKOFF RETURN

|                       |   |
|-----------------------|---|
| Johnathan Ford .....  | 2 |
| Kerryon Johnson ..... | 2 |

#### PUNT RETURN

|                    |   |
|--------------------|---|
| Marcus Davis ..... | 1 |
|--------------------|---|



### CAREER STATS UPDATE

#### Scoring

| Player            | Seasons      | TD | FG | PAT | Pts |
|-------------------|--------------|----|----|-----|-----|
| 1. Wes Byrum      | 2007-10      | 0  | 60 | 183 | 363 |
| 2. John Vaughn    | 2003-06      | 0  | 50 | 162 | 312 |
| 3. Daniel Carlson | 2014-current | 1  | 54 | 118 | 286 |

#### Most Points Kicking

| Player            | Seasons      | FG | PAT | Pts |
|-------------------|--------------|----|-----|-----|
| 1. Wes Byrum      | 2007-10      | 60 | 183 | 363 |
| 2. John Vaughn    | 2003-06      | 50 | 162 | 312 |
| 3. Daniel Carlson | 2014-current | 54 | 118 | 280 |

#### Field Goals Made

| Player            | Seasons      | Pct  | FGA | FGM |
|-------------------|--------------|------|-----|-----|
| 1. Wes Byrum      | 2007-10      | .750 | 80  | 60  |
| 2. Daniel Carlson | 2014-current | .831 | 65  | 54  |

#### Field Goals Attempted

| Player            | Seasons      | FGM | FGA |
|-------------------|--------------|-----|-----|
| 1. Wes Byrum      | 2007-10      | 60  | 80  |
| 2. Damon Duval    | 1999-02      | 45  | 74  |
| 3. John Vaughn    | 2003-06      | 50  | 69  |
| Al Del Greco      | 1980-83      | 42  | 69  |
| 5. Daniel Carlson | 2014-current | 54  | 65  |

#### Field Goal Percentage (Min. 10 Made)

| Player             | Seasons      | FGM | FGA | Pct  |
|--------------------|--------------|-----|-----|------|
| 1. Daniel Carlson  | 2014-current | 54  | 65  | .831 |
| 2. Scott Etheridge | 1992-93      | 34  | 43  | .791 |
| 3. Matt Hawkins    | 1994-95      | 26  | 33  | .788 |
| 4. Win Lyle        | 1987-89      | 45  | 59  | .763 |
| 5. Wes Byrum       | 2007-10      | 60  | 80  | .750 |
| 6. Cody Parkey     | 2010-13      | 39  | 53  | .736 |
| 7. Jaret Holmes    | 1996-97      | 27  | 37  | .730 |
| 8. John Vaughn     | 2003-06      | 50  | 69  | .725 |
| 9. Ed Dyas         | 1958-60      | 17  | 24  | .708 |
| 10. Gardner Jett   | 1970-72      | 23  | 34  | .676 |
| 11. Jim Von Wyl    | 1990-91      | 32  | 48  | .667 |
| Robert McGinty     | 1984         | 12  | 18  | .667 |

#### PATs Made

| Player            | Seasons      | Pct   | Att | Made |
|-------------------|--------------|-------|-----|------|
| 1. Wes Byrum      | 2007-10      | .984  | 186 | 183  |
| 2. John Vaughn    | 2003-06      | .994  | 163 | 162  |
| 3. Cody Parkey    | 2010-13      | .986  | 138 | 136  |
| 4. Damon Duval    | 1999-02      | 1.000 | 125 | 125  |
| 5. Daniel Carlson | 2014-current | 1.000 | 118 | 118  |

#### PATs Attempted

| Player            | Seasons      | Made | Pct   | Att |
|-------------------|--------------|------|-------|-----|
| 1. Wes Byrum      | 2007-10      | 183  | .984  | 186 |
| 2. John Vaughn    | 2003-06      | 162  | .994  | 163 |
| 3. Cody Parkey    | 2010-13      | 136  | .986  | 138 |
| 4. Damon Duval    | 1999-02      | 125  | 1.000 | 125 |
| 5. Daniel Carlson | 2014-current | 118  | 1.000 | 118 |

#### PAT Percentage (Min. 30 made)

| Player          | Seasons      | Made | Att | Pct   |
|-----------------|--------------|------|-----|-------|
| 1. Damon Duval  | 1999-02      | 125  | 125 | 1.000 |
| Daniel Carlson  | 2014-current | 118  | 118 | 1.000 |
| Scott Etheridge | 1992-93      | 65   | 65  | 1.000 |
| 4. John Vaughn  | 2003-06      | 162  | 163 | .994  |
| 5. Al Del Greco | 1980-83      | 110  | 111 | .991  |

#### Total Tackles (Press Box Stats Era/Since 2004)

| Player               | Seasons      | UA  | Assisted | Total |
|----------------------|--------------|-----|----------|-------|
| 1. Daren Bates       | 2009-12      | 176 | 141      | 316   |
| 2. Neiko Thorpe      | 2008-11      | 171 | 107      | 279   |
| 3. Cassanova McKinzy | 2012-15      | 153 | 110      | 263   |
| 4. Zac Etheridge     | 2007-10      | 153 | 108      | 261   |
| 5. Johnathan Ford    | 2013-current | 153 | 100      | 253   |

#### Unassisted Tackles (Press Box Stats Era/Since 2004)

| Player               | Seasons      | Assisted | Total | UA  |
|----------------------|--------------|----------|-------|-----|
| 1. Daren Bates       | 2009-12      | 141      | 316   | 176 |
| 2. Neiko Thorpe      | 2008-11      | 107      | 279   | 171 |
| 3. Jonathon Mincy    | 2011-14      | 45       | 212   | 167 |
| 4. Cassanova McKinzy | 2012-15      | 110      | 263   | 153 |
| Zac Etheridge        | 2007-10      | 108      | 261   | 153 |
| Johnathan Ford       | 2013-current | 100      | 253   | 153 |

#### Assisted Tackles (Press Box Stats Era/Since 2004)

| Player               | Seasons      | UA  | Total | Assisted |
|----------------------|--------------|-----|-------|----------|
| 1. Daren Bates       | 2009-12      | 176 | 316   | 141      |
| 2. Kris Frost        | 2012-15      | 131 | 247   | 116      |
| 3. Craig Stevens     | 2005-10      | 139 | 252   | 113      |
| 4. Josh Bynes        | 2007-10      | 129 | 240   | 111      |
| 5. Cassanova McKinzy | 2012-15      | 153 | 263   | 110      |
| 6. Zac Etheridge     | 2007-10      | 153 | 261   | 108      |
| 7. Neiko Thorpe      | 2008-11      | 172 | 279   | 107      |
| 8. Will Herring      | 2002-06      | 147 | 250   | 103      |
| 9. Travis Williams   | 2001-05      | 123 | 225   | 102      |
| 10. Johnathan Ford   | 2013-current | 153 | 253   | 100      |

#### Yards Per Attempt (min. 200 attempts)

| Player            | Seasons      | Att | Yards | Yds/Att |
|-------------------|--------------|-----|-------|---------|
| 1. Cam Newton     | 2010         | 280 | 2854  | 10.193  |
| 2. Sean White     | 2015-current | 275 | 2353  | 8.556   |
| 3. Jason Campbell | 2001-04      | 854 | 7299  | 8.546   |
| 4. Nick Marshall  | 2013-14      | 532 | 4508  | 8.474   |
| 5. Reggie Slack   | 1986-89      | 585 | 4697  | 8.029   |
| 6. Dameyune Craig | 1994-97      | 782 | 6026  | 7.706   |
| 7. Pat Sullivan   | 1969-71      | 819 | 6284  | 7.673   |
| 8. Jeff Burger    | 1984-87      | 538 | 4082  | 7.587   |
| 9. Patrick Nix    | 1992-95      | 656 | 4957  | 7.556   |
| 10. Brandon Cox   | 2004-07      | 927 | 6959  | 7.507   |
| 11. Daniel Cobb   | 2000-02      | 314 | 2350  | 7.484   |

#### Completion Percentage (Min. 150 Completions)

| Player             | Seasons      | Att | Comp | Pct  |
|--------------------|--------------|-----|------|------|
| 1. Cam Newton      | 2010         | 280 | 185  | .661 |
| 2. Jason Campbell  | 2001-04      | 854 | 552  | .646 |
| 3. Sean White      | 2015-current | 275 | 175  | .636 |
| 4. Jeff Burger     | 1984-87      | 538 | 331  | .615 |
| 5. Ben Leard       | 1997-00      | 592 | 359  | .606 |
| 6. Nick Marshall   | 2013-14      | 532 | 320  | .602 |
| 7. Brandon Cox     | 2004-07      | 927 | 550  | .593 |
| 8. Reggie Slack    | 1986-89      | 585 | 346  | .591 |
| 9. Patrick Nix     | 1992-95      | 656 | 386  | .588 |
| 10. Chris Todd     | 2008-09      | 484 | 284  | .587 |
| 11. Pat Sullivan   | 1969-71      | 819 | 452  | .552 |
| 12. Dameyune Craig | 1994-97      | 782 | 427  | .546 |

#### Receiving Yardage (Freshman)

| Player              | Year | Rec | Avg  | Yards |
|---------------------|------|-----|------|-------|
| 1. Ronney Daniels   | 1999 | 56  | 19.1 | 1068  |
| 2. Freddy Weygand   | 1984 | 32  | 24.9 | 796   |
| 3. Dennis Wright    | 1989 | 30  | 23.8 | 714   |
| 4. Courtney Taylor  | 2003 | 34  | 11.1 | 379   |
| 5. Robert Baker     | 1995 | 28  | 13.2 | 370   |
| 6. Devin Aromashodu | 2002 | 18  | 16.9 | 304   |
| 7. Shayne Wasden    | 1988 | 16  | 16.9 | 271   |
| 8. Deandre Green    | 2000 | 23  | 10.4 | 240   |
| 9. Ben Obomanu      | 2002 | 17  | 13.2 | 224   |
| 10. Marcus Davis    | 2013 | 23  | 9.4  | 217   |
| --- Kyle Davis      | 2016 | 9   | 23.6 | 212   |

Sept. 3, 2016 • ESPN • Jordan-Hare Stadium (87,451) • Auburn, Ala.

Sept. 10, 2016 • SECN • Jordan-Hare Stadium (86,825) • Auburn, Ala.

|    |                |           |
|----|----------------|-----------|
| #2 | <b>CLEMSON</b> | <b>19</b> |
|    | <b>AUBURN</b>  | <b>13</b> |

|                       |           |
|-----------------------|-----------|
| <b>ARKANSAS STATE</b> | <b>14</b> |
| <b>AUBURN</b>         | <b>51</b> |

**GAME 1**

Gus Malzahn said his quarterback race was close all August, then showed just how close it was Saturday night. Auburn got things together in the second half, threw into the end zone on the game's two final plays, but Clemson survived for a 19-13 win. Sean White, Jeremy Johnson and John Franklin III, quarterbacks all, took snaps; and running back Kerryon Johnson and even H-back Chandler Cox stepped through the revolving quarterback door as well. They set up Daniel Carlson field goals and a late Kerryon Johnson TD run. It wasn't enough despite a comeback second half. Clemson's high-powered offense did just enough against a tough-minded Auburn defense in front of a sold out Jordan-Hare Stadium on opening night. No. 2 Clemson came in with all the offensive fanfare, but Carlson's 32-yard field goal with 13:46 remaining cut Clemson lead to 13-6. Auburn then cut it to 19-13 with 3:22 left on a 9-yard Kerryon Johnson touchdown run.

Sean White's final two passes in the end zone were batted away in the final seconds. A Deshaun Watson pass to Hunter Renfrow, who made a nothing-you-can-do-about-it great catch, made it 19-6 with 9:59 left. Clemson turned Auburn away on a fourth-down pass from the 8, before Johnson's touchdown run minutes later. Auburn tried to catch Clemson off guard the whole game. Receiver Stanton Truitt got three quick carries. Sean White, Jeremy Johnson and John Franklin III all threw a pass in the first quarter. Kerryon Johnson finally hit the half with 10 rushing yards, but, as a team, Auburn had just one.

The Tigers picked it up in the second half. Johnson hit his first three passes and led Auburn to its first score, a Carlson 53-yard field goal for a 3-0 lead. It was the sixth time that Carlson had blasted a field goal of at least 50 yards in his career, an Auburn record. Kevin Phillips also had a career-best 68-yard punt in the first half. Auburn's defensive line held steady early and it took a fourth-down 1-yard run by Wayne Gallman to finally get Clemson a 7-3 lead with 7:34 left in the first quarter.

Auburn's defense turned away another scoring opportunity when Derrick Brown recovered a fumble caused by Darrell Williams. But Clemson tacked on a Greg Huegel field goal with 0:07 seconds left in the first half for a 10-3 lead. Clemson scored first in the second half on a 40-yard field goal for a 10-point lead. Auburn was still hanging around, though, despite the fact Clemson has run 49 plays for 255 yards. Auburn had run 26 plays for 38 yards. Auburn found its offense by mixing White, Johnson and Franklin, driving to the Clemson 5 late in the third quarter. But Johnson was stopped on fourth-and-2.

| SCORING SUMMARY |   |   |   |         |
|-----------------|---|---|---|---------|
| #2 Clemson..... | 0 | 3 | 6 | — 19    |
| Auburn.....     | 0 | 3 | 0 | 10 — 13 |

| TEAM STATISTICS    |         |         |
|--------------------|---------|---------|
|                    | CU      | AU      |
| First Downs        | 19      | 17      |
| Rushes-Yards       | 44-151  | 41-87   |
| Passing Yards      | 248     | 175     |
| Comp.-Att-Int      | 19-34-1 | 15-30-2 |
| Total Plays-Yards  | 78-399  | 71-262  |
| Punts-Avg.         | 4-41.5  | 5-44.4  |
| Fumbles/Lost       | 1/1     | 1/1     |
| Penalties-Yards    | 6-55    | 9-60    |
| 3rd Down Conv.     | 6-of-17 | 3-of-17 |
| Time of Possession | 30:29   | 29:31   |

| INDIVIDUAL STATISTICS   |  |
|---|--|
| <b>RUSHING:</b> (CU) - Gallman 30-123 (TD), Watson 11-21, Choice 3-7. (AU) - K. Johnson 23-94 (TD), Truitt 4-7, Cox 4-6, White 4- -2, J. Johnson 6- -18.  |  |
| <b>PASSING:</b> (CU) - Watson 19-34-1-248 (TD). (AU) - White 10-21-1-140, J. Johnson 4-6-1-38, Franklin III 1-1-0- -3.  |  |
| <b>RECEIVING:</b> (CU) - Williams 9-174, Scott 3-30, Renfrow 3-37 (TD), McCloud 2-8, Gallman 1-8, Cain 1-1. (AU) M. Davis 5-56, Hastings 3-29, Truitt 2-17, R. Davis 2-17, K. Davis 1-43, Stevens 1-16, K. Johnson 1- -3. |  |

**GAME 2**

Auburn's offense is alive and well and, last seen, scoring just about every way possible Saturday night in Jordan-Hare Stadium. The Tigers blasted Arkansas State 51-14, rebounding from a season-opening loss to No. 2 Clemson when the offense couldn't find its way. The offense certainly found its way against Arkansas State with old-school rushing, steady passing from Sean White and even a fake field goal that went for a touchdown. Auburn had 706 yards of offense, breaking the 700-yard mark for just the second time in school history. The defense was steady when it mattered, repeating the solid performance it had in a 19-13 loss to Clemson. Coach Gus Malzahn, who played three quarterbacks in the opener, turned to White, who directed Auburn's first eight scoring drives. White only came out when his helmet popped off, and for a few direct snaps to Johnson, before John Franklin III took over with Auburn leading by 34.

White capped off his big night when he scrambled to his right before throwing an 8-yard touchdown pass to Tony Stevens to make it 48-14. Auburn will look to carry that momentum into its Southeastern Conference opener against Texas A&M at 6 p.m. next Saturday in Jordan-Hare. How did Auburn do it in the first half when it streaked to a commanding 38-7 lead? With White passing, the rushing of Kerryon Johnson and Kamryn Pettway and a fake field goal that turned into touchdown run for kicker Daniel Carlson.

Pettway led Auburn with 152 yards rushing. Johnson had 124 more. White hit 17-of-23 passes for 244 yards and three touchdowns. He ran for 60 more. Auburn's first half set the tone with two 100-yard rushers, a one-handed highlight-reel catch by Kyle Davis – “circus catch,” said – and a Johnson 47-yard touchdown run when he started this way, but ran all the way that way to reach the end zone.

Oh, a falling-down White flipped him the ball at the last instant to send Johnson on his way. There was also a 29-yard touchdown pass to Will Hastings and a 24-yard touchdown pass to Tony Stevens. Did we save the best for last? Sure we did. Carlson, one of the best kickers in America, scored on 20-yard run when holder Tyler Stovall flipped the ball over this head to Carlson darting to right. Touchdown Auburn.

Auburn finished the first half with a whopping 452 yards. Kerryon Johnson had 103 of those rushing. Kamryn Pettway, who didn't get a carry in the opener, had 101 more. White hit 10-of-14 passes for 173 yards and two touchdowns. Auburn converted 7-of-8 third-down tries in the half. Auburn kept it up to start the second half, scoring on a 37-yard Carlson field goal to make it 41-3. Carlson kicked another one midway through the fourth quarter to make it 51-14.

| SCORING SUMMARY  |    |    |    |        |
|------------------|----|----|----|--------|
| Arkansas St..... | 7  | 0  | 7  | 0 — 14 |
| Auburn.....      | 14 | 24 | 10 | 3 — 51 |

| TEAM STATISTICS    |         |          |
|--------------------|---------|----------|
|                    | ASU     | AU       |
| First Downs        | 14      | 32       |
| Rushes-Yards       | 35-66   | 62-462   |
| Passing Yards      | 260     | 244      |
| Comp.-Att-Int      | 19-30-0 | 17-23-0  |
| Total Plays-Yards  | 65-326  | 85-706   |
| Punts-Avg.         | 6-40.8  | 0-0-0    |
| Fumbles/Lost       | 0/0     | 2/1      |
| Penalties-Yards    | 10-71   | 5-40     |
| 3rd Down Conv.     | 5-of-16 | 11-of-15 |
| Time of Possession | 24:18   | 35:42    |

| INDIVIDUAL STATISTICS  |  |
|--|--|
| <b>RUSHING:</b> (ASU) - Wand 16-37, Voytik 13-12 (2 TD), Moragne 3-10, Rollins-Davis 1-4, Echols-Luper 2-3. (AU) - Pettway 15-152, K. Johnson 18-124 (2 TD), Franklin III 4-70, White 10-60, Miller 7-24, Carlson 1-20, Martin 4-15, Cox 1-0, R. Davis 1- -2.  |  |
| <b>PASSING:</b> (ASU) - Voytik 15-21-0-215, Hansen 4-9-0-45. (AU) - White 17-23-0-244 (3 TD).  |  |
| <b>RECEIVING:</b> (ASU) - Booker 6-92, Mack 3-49, Echols-Luper 3-46, Murray 2-42, Paschal 2- -2, Wand 1-17, Moragne 1-11, McInnis 1-5. (AU) - Stevens 4-75 (2 TD), Slayton 3-55, Hastings 2-34 (TD), M. Davis 2-4, K. Davis 1-42, Martin 1-10, Craig Myers 1-9, K. Johnson 1-7, Pettway 1-5, Truitt 1-3. |  |

Sept. 17, 2016 • ESPN • Jordan-Hare Stadium (87,175) • Auburn, Ala.

|     |                      |           |
|-----|----------------------|-----------|
| #17 | <b>TEXAS A&amp;M</b> | <b>29</b> |
|     | <b>AUBURN</b>        | <b>16</b> |

**GAME 3**

Auburn's defense made Texas A&M settle for field goal after field goal. That was enough for the Aggies in Jordan-Hare Stadium on Saturday night.

Texas A&M beat the Tigers 29-16 in the Southeastern Conference opener for both teams, thanks, mostly, to Daniel LaCamera's dead-eye field goal kicking. His five field goals gave the Aggies the edge, enough to counter Kerryon Johnson's 2-yard Auburn touchdown run in the fourth quarter.

The No. 17 Aggies improved to 3-0. Auburn fell to 1-2 with both losses coming to nationally ranked teams. Another one of those, LSU, will visit Jordan-Hare next Saturday. .

The Tigers can point to their defense for that one. A&M converted only 2 of its 15 third-down plays and settled for field goals on four of five trips to the red zone.

The first half Saturday was indeed a battle of field goals and defense. LaCamera kicked three field goals, of 46, 35 and 31 yards. Auburn's Daniel Carlson countered with one of 37 yards.

The touchdowns were hard to come by.

"It was an extremely tough loss," said coach Gus Malzahn. "We have to find a way to get better."

Malzahn the turning point was the third quarter, saying his defense played well "and gave the offense opportunities."

But, he said, "we didn't have explosive plays."

"Our whole offense is a work in progress. We were inconsistent, to say the least."

Kamryn Pettway, the workhorse in the first half, scored on a 1-yard run for a 7-0 Auburn lead midway through the first. But a LaCamera field goal and a 5-yard touchdown pass-and-catch from Trevor Knight to Josh Reynolds provided the Aggies with a 10-7 lead with 12:07 left in the second quarter. Two more LaCamera field goals padded the lead. Auburn raced the clock, and made it, at the end of the first half to set up Carlson's field goal to cut the halftime deficit to 16-10.

A&M scored on...what else?... a LaCamera field goal in the third. That trumped Auburn's 35 yards of offense. LaCamera kicked another field

goal in the fourth to make it 22-10. Auburn threatened after that, making to the A&M 12, but was stopped on fourth down with 7:22 left in the game.

The Aggies came right back on an 89-yard touchdown run by Trayveon Williams.

One of the Auburn highlights was the play of Tony Stevens, who had a career-best eight catches for 86 yards.

Pettway rushed for 123 yards. Sean White hit 18-of-27 passes for 126 yards. John Franklin III replaced White in the fourth quarter when Malzahn said he was looking for a spark. Franklin rushed nine times for 47 yards. He was 4-of-8 passing for 27 yards.

**SCORING SUMMARY**

|                 |   |    |   |    |   |    |
|-----------------|---|----|---|----|---|----|
| #17 Texas A&M.. | 3 | 13 | 3 | 10 | — | 29 |
| Auburn.....     | 7 | 3  | 0 | 6  | — | 16 |

AU - Pettway 1 yd run (Carlson kick), 1st, 7:11  
 TAMU - LaCamera 46 yd field goal, 1st, 1:42  
 TAMU - Reynolds 5 yd pass (LaCamera kick), 2nd, 12:07  
 TAMU - LaCamera 35 yd field goal, 2nd, 5:38  
 TAMU - LaCamera 31 yd field goal, 2nd, 1:52  
 AU - Carlson 37 yd field goal, 2nd, 0:00  
 TAMU - LaCamera 25 yd field goal, 3rd, 1:03  
 TAMU - LaCamera 26 yd field goal, 4th, 10:13  
 TAMU - Williams 89 yd run, 4th, 6:52  
 AU - K. Johnson 2 yd run, (Franklin pass failed), 4th, 2:59

**TEAM STATISTICS**

|                    | TAMU    | AU      |
|--------------------|---------|---------|
| First Downs        | 19      | 26      |
| Rushes-Yards       | 37-231  | 54-236  |
| Passing Yards      | 247     | 163     |
| Comp-Att-Int       | 20-40-0 | 22-35-0 |
| Total Plays-Yards  | 77-478  | 89-399  |
| Punts-Avg.         | 7-42.0  | 9-37.2  |
| Fumbles/Lost       | 2/0     | 1/1     |
| Penalties-Yards    | 9-70    | 6-28    |
| 3rd Down Conv.     | 2-of-15 | 6-of-17 |
| Time of Possession | 28:56   | 31:04   |

**INDIVIDUAL STATISTICS**

**RUSHING:** (TAMU) - Williams 8-127 (TD), Knight 12-42, Ford 10-28, Kirk 2-24, White 3-16; (AU) - Pettway 20-123 (TD), K. Johnson 15-60 (TD), Franklin III 9-47, R. Davis 1-8, Smith 1-0, White 8-2.  
**PASSING:** (TAMU) - Knight 20-40-0-247 (TD), (AU) - White 18-27-0-126, Franklin III 4-8-0-37.  
**RECEIVING:** (TAMU) - Reynolds 7-98 (TD), Kirk 5-22, Seals-Jones 3-38, Williams 3-30, Noil 2-59; (AU) - Stevens 8-86, R. Davis 5-36, M. Davis 3-23, Hastings 3-9, K. Johnson 2-2, K. Davis 1-11.

Sept. 24, 2016 • ESPN • Jordan-Hare Stadium (87,451) • Auburn, Ala.

|     |               |           |
|-----|---------------|-----------|
| #18 | <b>LSU</b>    | <b>13</b> |
|     | <b>AUBURN</b> | <b>18</b> |

**GAME 4**

Talk about your dramatic finishes...

Daniel Carlson had a game to remember and Auburn's defense stopped LSU at the 15-yard line as time ran out in a crazy 18-13 victory in a game that featured eight field goals.

It wasn't truly decided until the replay official said time ran out before LSU's final play, which looked, ever so briefly, as a 15-yard game-winning touchdown pass. LSU initially celebrated a win. The officials said no.

Carlson tied a school record with six field goals, and, obviously, scored all the points for Auburn.

Carlson was an equal-opportunity kicker, hitting three in the first half and three more in the second. Auburn's defense did the rest, holding LSU to 14 first downs. "The best kicker in college football," said Auburn coach Gus Malzahn.

But the game was close, with LSU driving in the final seconds. Carl Lawson had a big sack to slow LSU, moving the Bengal Tigers back from the 14 to the 20. LSU was fighting the clock, got off a few more snaps, but eventually, time ran out.

Malzahn said he was confident that time had run out before the snap, and the officials only had to do their "due diligence" to say Auburn won.

Auburn's defense set the tone early when it held LSU to only five first downs in the first half. The Bengals Tigers finished with 14.

Auburn tried, but couldn't do this against No. 5 Clemson and No. 10 Texas A&M. The third time was a charm against a nationally ranked team.

No. 18 LSU couldn't overcome Auburn's improving defense.

Malzahn said he turned over the play calling for this game to offensive coordinator Rhett Lashlee so he could manage the game easier as a head coach. Auburn outgained LSU 388-338 yards.

Malzahn said Lashlee did a "really good job."

Malzahn said White "played an outstanding game" and continued to show a toughness that impresses. He was 19-of-26 passing for 234 yards. Kerryon Johnson led Auburn with 93 yards rushing, and added 68 more receiving yards.

The first half belonged to Auburn's defense and Carlson. He kicked field goals of 51, 29 and 29 yards. The last of those was Carlson's 50th in his career, and gave Auburn a 9-7 lead with 5:14 left in the second quarter.

**SCORING SUMMARY**

|              |   |   |   |   |   |    |
|--------------|---|---|---|---|---|----|
| #17 LSU..... | 7 | 0 | 6 | 0 | — | 13 |
| Auburn.....  | 3 | 6 | 3 | 6 | — | 18 |

AU - Carlson 51 yd field goal, 1st, 6:32  
 LSU - Moreau 3 yd pass (Delahoussaye kick), 1st, 2:47  
 AU - Carlson 29 yd field goal, 2nd, 12:19  
 AU - Carlson 29 yd field goal, 2nd, 5:14  
 AU - Carlson 31 yd field goal, 3rd, 9:43  
 LSU - Delahoussaye 29 yd field goal, 3rd, 5:36  
 LSU - Delahoussaye 25 yd field goal, 3rd, 2:32  
 AU - Carlson 37 yd field goal, 4th, 12:36  
 AU - Carlson 29 yd field goal, 4th, 2:56

**TEAM STATISTICS**

|                    | LSU     | AU      |
|--------------------|---------|---------|
| First Downs        | 14      | 18      |
| Rushes-Yards       | 32-220  | 49-154  |
| Passing Yards      | 118     | 234     |
| Comp-Att-Int       | 15-27-0 | 19-26-0 |
| Total Plays-Yards  | 59-338  | 75-388  |
| Punts-Avg.         | 5-37.0  | 3-40.0  |
| Fumbles/Lost       | 1/1     | 2/1     |
| Penalties-Yards    | 5-50    | 4-28    |
| 3rd Down Conv.     | 4-of-13 | 8-of-19 |
| Time of Possession | 27:49   | 32:11   |

**INDIVIDUAL STATISTICS**

**RUSHING:** (LSU) - Fournette 16-101, Guice 3-62, Chark 1-35, Etling 11-23, Williams 1- -1; (AU) - K. Johnson 22-93, Pettway 17-61, Truitt 2-5, Franklin 1-4, Stove 1-0, White 6- -9.  
**PASSING:** (LSU) - Etling 15-27-0-118 (TD), (AU) - White 19-26-0-234  
**RECEIVING:** (LSU) - Dural 4-47, Dupre 4-21, Chark 3-11, Fournette 2-4, Jeter 1-32, Moreau 1-3 (TD), AU - R. Davis 5-31, K. Johnson 4-68, Stevens 4-58, M. Davis 3-17, K. Davis 2-24, Slayton 1-36.

He kicked his 51st field goal on Auburn's first drive of the second half to give the Tigers a 12-7 lead. He just kept kicking them.

Carlson's first field goal was his seventh of at least 50 yards. That padded his school record.

Auburn held LSU to 137 yards in the first half.

The Tigers threatened to increase its 9-7 lead late in the first half, but Kerryon Johnson's run on fourth-down at the 1 was stopped short of the goal line.

Carlson was steady, though. He kicked two of his six field goals in the fourth quarter.

Oct. 1, 2016 • SECN • Jordan-Hare Stadium (84,243) • Auburn, Ala.

|               |           |
|---------------|-----------|
| <b>ULM</b>    | <b>7</b>  |
| <b>AUBURN</b> | <b>58</b> |

**GAME 5**

Auburn was better in the red zone, out of the red zone and just about every place the Tigers set foot in Jordan-Hare Stadium on Saturday.

Kerryon Johnson had his career-best rushing day by halftime, quarterbacks Sean White and John Franklin III accounted for five touchdowns and Auburn blasted Louisiana-Monroe 58-7 to send a homecoming crowd home happy.

The Tigers, who spent the week saying it needed to score more red-zone touchdowns, certainly scored in the red zone. But Auburn didn't always even bother with the red zone. White threw 48-yard touchdown passes to both Kyle Davis and Tony Stevens, and a regular-ol' 36-yarder to Stevens to set up another score. Franklin scored on an 80-yard sprint on his second. A few minutes later, he threw a 39-yard pass to Nate Craig-Myers to make it 56-7 with 1:08 left in the third quarter.

Auburn added a safety by Gary Walker in the closing seconds.

Johnson had a career-best 127 yards and two touchdowns at the half. He finished with 146 yards, giving way to young back midway through the third quarter.

It was a win, and a confidence boost, as the Tigers, which started the season with five straight home games, turn their attention to their first road game when it plays at Mississippi State next Saturday. Auburn improved to 3-2.

The ULM Saturday was just what Auburn needed to feel better about the offense after beating LSU 18-13 the week before with six field goals. The Tigers scored eight touchdowns against the Warhawks.

And had 618 yards. After three quarters. The Tigers finished with 688 yards.

The Tigers said after beating LSU with six field goals that they needed to be more productive in the red zone. They were from the beginning Saturday, scoring touchdowns on all three red-zone opportunities in the first half.

Auburn wasted little time against its Sun Belt opponent, scoring on its first possession, starting when Sean White turned a called pass play into a 3-yard touchdown run. White threw a 48-yard touchdown pass to Kyle

| SCORING SUMMARY |    |    |     |
|-----------------|----|----|-----|
| ULM.....        | 0  | 7  | 0   |
| Auburn.....     | 14 | 14 | 28  |
|                 |    |    | 2   |
|                 |    |    | — 7 |
|                 |    |    | 58  |

AU - White 3 yd run (Carlson kick), 1st, 8:42  
 AU - K. Davis 48 yd pass (Carlson kick), 1st, 2:31  
 AU - K. Johnson 1 yd run (Carlson kick), 2nd, 12:12  
 AU - K. Johnson 2 yd run (Carlson kick), 2nd, 4:05  
 ULM - Green 2 yd pass (Ford kick), 2nd, 0:00  
 AU - Stevens 48 yd pass (Carlson kick), 3rd, 12:28  
 AU - Miller 4 yd run (Carlson kick), 3rd, 7:30  
 AU - Franklin 80 yd run (Carlson kick), 3rd, 5:09  
 AU - Craig-Myers 39 yd pass (Carlson kick), 3rd, 1:08  
 AU - Walker safety

| TEAM STATISTICS    | ULM     | AU      |
|--------------------|---------|---------|
| First Downs        | 16      | 36      |
| Rushes-Yards       | 32-112  | 66-410  |
| Passing Yards      | 139     | 278     |
| Comp-Att-Int       | 19-33-1 | 15-18-0 |
| Total Plays-Yards  | 65-251  | 84-688  |
| Punts-Avg.         | 6-43.3  | 0-0     |
| Fumbles/Lost       | 2/1     | 2/1     |
| Penalties-Yards    | 2-30    | 3-15    |
| 3rd Down Conv.     | 6-of-15 | 9-of-11 |
| Time of Possession | 26:45   | 33:15   |

**INDIVIDUAL STATISTICS**  
**RUSHING:** (ULM) - Luckett 11-31, Carter 3-22, Smith 8-21, Vaughn 7-18, Green 1-17, Koufie 2-3. (AU) - K. Johnson 24-146 (2 TD), Franklin 2-82 (TD), Truitt 7-46, Miller 9-45 (TD), Martin 10-41, Lewis 5-21, Stove 2-20, White 6-10 (TD).  
**PASSING:** (ULM) - Smith 19-33-1-139 (TD). (AU) - White 14-17-0-239 (2 TD), Franklin 1-1-0-39 (TD).  
**RECEIVING:** (ULM) - Green 7-40 (TD), Holley 3-23, Brown 2-41, Koufie 2-17, Turner 1-20, Mapps 1-2, Gillespie 1-0, Carter 1-0, Smith 1- -4. (AU) - R. Davis 5-56, Stevens 2-109 (TD), K. Davis 2-58 (TD), Stove 2-20, Craig-Myers 1-39 (TD), Hastings 1- -4.

Davis six minutes later. Johnson finished off ULM in the first half, with Johnson scoring from the 1 and 2 to make it 28-0 with 4:05 left in the first quarter. The Warhawks scored on the last play of the first half to cut Auburn's margin to 28-7 at the break.

Auburn didn't care. White threw a 48-yard touchdown pass to Tony Stevens early in the third quarter to make it 35-7. White then threw a 36-yard pass to Stevens to set up a 4-yard touchdown run by freshman Malik Miller, who carried a ULM defender into the end zone for good measure.

Oct. 8, 2016 • ESPN • Davis Wade Stadium (60,102) • Starkville, Miss.

|                          |           |
|--------------------------|-----------|
| <b>AUBURN</b>            | <b>38</b> |
| <b>MISSISSIPPI STATE</b> | <b>14</b> |

**GAME 6**

Offense. Defense. Oh, my, everybody got into act for Auburn on Saturday.

Sean White's accurate passing, bulldozer Kamryn Pettway's 169 yards rushing on a workhorse 39 carries and a defense that dominated early led the Tigers to a complete 38-14 Southeastern Conference victory over Mississippi State at Davis Wade Stadium.

The Tigers led 35-0 at the halftime, and had a mountain of stats to prove it. "Breathing room," was how coach Gus Malzahn described it.

Certainly, the Tigers showed they were feeling right at home in their first road game of the season.

Auburn is on a roll, with consecutive wins over LSU, Louisiana-Monroe and now Mississippi State heading into next week's open date.

White was sharp in the first two quarters, hitting 13-of-16 passes for 185 yards and a touchdown, a performance that set up everything else for the Tigers. He finished passing for 204 yards.

Pettway stepped in for Kerryon Johnson, who suffered an early injury, and had a whopping 27 first-half carries for 125 yards, then carried it 12 more times for good measure.

The defense added a touchdown when Carl Lawson jarred the ball loose, and fellow defensive lineman Montravius Adams raced to the end zone on a 13-yard scoop and score.

Auburn won its third straight to improve to 4-2 overall and 2-1 in the SEC Mississippi State fell to 2-3 overall and 1-2 in the league.

How did Auburn score? Let's us count the ways.

White, who completed passes to eight different players, threw a 13-yard touchdown pass to Ryan Davis for the first score. That was followed by three straight Pettway touchdowns, from 1, 3 and 2 yards, the last of those coming with 1:54 left in the second quarter for a 28-0 lead.

Nine seconds later, it was 35-0 on Adams' touchdown.

The stat sheet told the first-half story. Auburn hit the break with 335 yards and 17 first downs. State had just 91 yards and five first downs.

The Tigers had only 23 yards of offense in the third quarter, but it hardly impacted the scoreboard.

Auburn's only score in the second half was a Daniel Carlson 25-yard field goal with 1:39 remaining after grabbing that big halftime lead.

| SCORING SUMMARY     |    |    |      |
|---------------------|----|----|------|
| Auburn.....         | 14 | 21 | 0    |
| Mississippi St..... | 0  | 0  | 7    |
|                     |    |    | 7    |
|                     |    |    | — 38 |
|                     |    |    | — 14 |

AU - R. Davis 3 yd pass (Carlson kick), 1st, 9:28  
 AU - Pettway 1 yd run (Carlson kick), 1st, 3:44  
 AU - Pettway 3 yd run (Carlson kick), 2nd, 12:15  
 AU - Pettway 2 yd run (Carlson kick), 2nd, 1:54  
 AU - Adams 13 yd fumble recovery (Carlson kick), 2nd, 1:45  
 MS - Mixon 37 yd pass (Graves kick), 3rd, 5:48  
 MS - Ross 8 yd pass (Graves kick), 4th, 10:14  
 AU - Carlson 25 yd field goal, 4th, 1:39

| TEAM STATISTICS    | AU      | MS      |
|--------------------|---------|---------|
| First Downs        | 22      | 16      |
| Rushes-Yards       | 56-228  | 33-103  |
| Passing Yards      | 204     | 186     |
| Comp-Att-Int       | 14-18-1 | 18-35-1 |
| Total Plays-Yards  | 74-432  | 68-289  |
| Punts-Avg.         | 4-36.8  | 5-40.8  |
| Fumbles/Lost       | 4/1     | 5/2     |
| Penalties-Yards    | 5-40    | 7-80    |
| 3rd Down Conv.     | 6-of-12 | 6-of-16 |
| Time of Possession | 33:22   | 26:38   |

**INDIVIDUAL STATISTICS**  
**RUSHING:** (AU) - Pettway 39-169 (3 TD), Truitt 4-32, K. Johnson 3-21, Franklin III 3-14, Martin 2-8, White 4- -5. (MS) - Fitzgerald 17-61, Holloway 4-17, Lee 2-14, Williams 2-11, Shumpert 4-11, Dear 1- -1, Mixon 2- -2.  
**PASSING:** (AU) - White 14-18-1-204 (TD). (MS) - Fitzgerald 17-34-1-181 (2 TD), Tiano 1-1-0-5.  
**RECEIVING:** (AU) - Stevens 3-64, K. Davis 2-34, Slayton 2-24, Cox 2-19, R. Davis 2-15 (TD), Martin 1-42, Pettway 1-9, K. Johnson 1- -3. (MS) - Ross 4-29 (TD), Holloway 4-20, Dear 3-32, Mixon 2-55 (TD), Couch 1-26, Shumpert 1-8, Thomas 1-6, Green 1-5, Thomas 1-5.

Auburn did all of that with Johnson, the SEC's third-leading rusher, watching most of the game after injuring an ankle after just three carries.

How bad was it for Mississippi State? The Bulldogs recovered an Auburn fumble in the second half — and was penalized 30 yards on the play for two dead-ball unsportsmanlike conduct penalties.



## LAST TIME...

**An Auburn Team****Had 35 First Downs ... vs. ULM, 2016 (36)****Had 30 First Downs ... vs. ULM, 2016 (36)**

Had 545 yards rushing ... vs. #5 Missouri [SECCG], 2013 (545)

**Had 400 yards rushing ... vs. ULM, 2016 (410)****Had 300 yards rushing ... vs. ULM, 2016 (410)**

Had 300 yards rushing in back-to-back games ... vs. Arkansas (302) and vs. San José State (358), 2014

Had 300 yards rushing in three-straight games ... vs. Western Carolina (511); at #7 Texas A&amp;M (379); vs. FAU (422), 2013

Had 300 yards rushing in six consecutive games ... at Kentucky (311); vs. Arkansas (330); vs. LSU, (440); at Ole Miss (343); vs. Chattanooga (303); vs. Georgia (315), 2010

Had 300 yards rushing in six consecutive SEC games ... vs. South Carolina (334); at Kentucky (311); vs. Arkansas (330); vs. LSU, (440); at Ole Miss (343); vs. Georgia (315), 2010

Had 70 or more rushing attempts ... vs. #5 Missouri [SECCG], 2013 (74)

**Had 60 or more rushing attempts ... vs. ULM, 2016 (66)****Had 50 or more rushing attempts ... at Mississippi St., 2016 (56)**

Had seven or more rushing TDs ... vs. #5 Missouri [SECCG], 2013 (7)

Had six or more rushing TDs ... at Arkansas, 2015 (6)

**Had five or more rushing TDs ... vs. ULM, 2016 (5)****Had four or more rushing TDs ... vs. ULM, 2016 (5)**

Had four or more rushing TDs in six straight games ... vs. Western Carolina (5), at #7 Texas A&amp;M (4), vs. Florida Atlantic (4), at Arkansas (4), at Tennessee (5) &amp; vs. #25 Georgia (4), 2013

Had 3 or more rushing TDs in seven straight games ... vs. #24 Ole Miss (3), vs. Western Carolina (5), at #7 Texas A&amp;M (4), vs. Florida Atlantic (4), at Arkansas (4), at Tennessee (5) &amp; vs. #25 Georgia (4), 2013

**Had 3 or more rushing TDs in consecutive games ... ULM (5), at Mississippi St. (3) 2016**

Had 3 or more rushing TDs in three consecutive games ... San Jose' St. (5), at Kentucky (3), at Arkansas (6), 2015

Had 450 or more yards passing... at #2 Alabama, 2014 (456)

Had 400 or more yards passing... at #2 Alabama, 2014 (456)

Had 350 or more yards passing... at #2 Alabama, 2014 (456)

Had 300 or more yards passing ... #19 Ole Miss, 2015 (302)

Had 50 or more pass attempts ... vs. Mississippi State, 1997 (54)

Had 30 or more pass completions ... vs. Arkansas, 1995 (34)

Had fewer than 10 pass attempts ... at Tennessee, 2013 (7)

Had fewer than 10 pass completions ... vs. San Jose State, 2015 (6)

Had fewer than 5 pass completions ... at Tennessee, 2013 (3)

Had fewer than 10 pass attempts in consecutive games ... at Arkansas (9) &amp; at Tennessee (7), 2013

Had fewer than 10 pass completions in consecutive games ... at Arkansas (8) &amp; at Tennessee (3), 2013

Had five TDs passing ... vs. Ball State, 2009 (5)

Had four TDs passing ... vs. Louisiana Tech, 2014 (4)

**Had three TDs passing ... ULM, 2016 (3)****Had 10 receivers catch a pass ... vs. Arkansas State, 2016 (10)****Had 700 or more yards total offense ... vs. Arkansas State, 2016 (706)****Had 600 or more yards total offense ... vs. ULM, 2016 (688)**

Had 600 or more yards total offense and lost ... at #2 Alabama, 2014 (630)

**Had 500 or more yards total offense ...vs. ULM, 2016 (688)**

Had 500 or more yards total offense in consecutive games ... vs. South Carolina, 2014 (551), at #7 Ole Miss, 2014 (507) &amp; vs. Texas A&amp;M (582), 2014

Had 500 or more yards total offense in three straight games ... vs. South Carolina, 2014 (551), at #7 Ole Miss, 2014 (507) &amp; vs. Texas A&amp;M (582), 2014

Had 1300 or more yards total offense combined in consecutive games ... vs. Western Carolina (712) &amp; at #7 Texas A&amp;M (615), 2013

Had 90 or more total plays... at #2 Alabama, 2014 (90)

**Had 85 or more total plays ... vs. #17 Texas A&M, 2016 (89)****Had 80 or more total plays ... vs. ULM, 2016 (84)**

Scored 70 or more points... vs. ULM, 2003 (73)

Scored 60 or more points ... vs. Western Carolina, 2013 (62)

**Scored 50 or more points ... vs. ULM, 2016 (58)****Scored 40 or more points ... vs. ULM, 2016 (58)**

Scored 40 or more points in three consecutive games ... vs. Western Carolina (62); at No. 7 Texas A&amp;M (45); vs. Florida Atlantic (45), 2013

Scored 30 or more points in 11 consecutive games ... vs. Western Carolina (62); at No. 7 Texas A&amp;M (45); vs. Florida Atlantic (45); at Arkansas (35); at Tennessee (55); vs. #25 Georgia (43); vs. #1 Alabama (34); vs. #5 Missouri (59); vs. #1

Florida State (31), 2013; vs. Arkansas (45), vs. San José State (59), 2014

Was held scoreless ... at Alabama, 2012 (0-49)

Was held scoreless at Jordan-Hare Stadium ... vs. Georgia, 2012 (0-38)

**Won a game without scoring an offensive touchdown ... #17 LSU, 2016 (18-13)****Won a game without a rushing touchdown ... #17 LSU, 2016 (18-13)**

Won a game in the last 25 seconds with a TD ... vs. #1 Alabama, 2013 (CB Chris Davis returns missed field goal 100 yards [109 yds] for a touchdown)

Had 200-yard rusher and 100-yard receiver in a game ... vs. Syracuse, 2002 (Carnell Williams [202 rush] and Marcel Willis [113 receiving])

Had 150-yard rusher and 150-yard receiver in a game ... vs. Arkansas, 2014 (Cameron Artis-Payne [177 rush] and D'haquille Williams [154 receiving])

Had two 100-yard rushers and one 100-yard receiver in a game ... vs. #15 LSU, 2014 (Cameron Artis-Payne [126 rush], Nick Marshall [119 rush], Sammie Coates [144 rec])

**Had 100-yard receiver and 100-yard rusher in a game ... vs. ULM, 2016 (Kerryon Johnson [146 rush] & Tony Stevens [109 rec])**

Had 100-yard receiver and 100-yard rusher in back-to-back games ... vs. #15 LSU (Cameron Artis-Payne [126 rush], Nick Marshall [119 rush], Sammie Coates [144 rec]) &amp; at #3 Mississippi State, 2014 (D'haquille Williams [108 rec], Nick Marshall [100 rush])

Had two 100-yard rushers in back-to-back games ... vs. Louisiana Tech, 2014 (Cameron Artis-Payne [116] and Nick Marshall [105]) &amp; vs. #15 LSU, 2014 (Cameron Artis-Payne [126 rush] and Nick Marshall [119 rush])

**Had two 100-yard rushers in a game... vs. Arkansas State, 2016 (Kamryn Pettway [152 rush], Kerryon Johnson [124 rush])**

Had a 300-yard rusher &amp; 100-yard rusher in a game... vs. #5 Missouri [SECCG], 2013 (Tre Mason [304] and Nick Marshall [101])

Had a 200-yard rusher &amp; 100-yard rusher in a game... vs. #5 Missouri [SECCG], 2013 (Tre Mason [304] and Nick Marshall [101])

Had two 150-yard rushers in a game... vs. Mississippi State, 2003 (Brandon Jacobs [182] and Carnell Williams [164])

Had three 100-yard rushers in a game ... vs. Maryland, 1983 (Tommie Agee [219], Lionel James [115] and Bo Jackson [105])

Had two 100-yard receivers in a game... at #2 Alabama, 2014 (Sammie Coates [206] and D'haquille Williams [121])

Had a 60-yard run and a 60-yard pass in a game ... vs. Alabama, 2009 (Terrell Zachery 67 rush, Chris Todd to Darwin Adams 72 pass)

Had three players with 2 rushing TDs... vs. ULM, 2003 (Carnell Williams [2], Brandon Jacobs [2], Tre Smith [2])

Had three players with 2 TDs... vs. Georgia, 2010 (Onterio McCalebb [3 rush], Cam Newton [2 rush], Philip Lutzenkirchen [2 rec.] )

Had two players with seven or more catches in a game ... Courtney Taylor (7) &amp; Silas Daniels vs. Alabama, 2003 (7)

Had quarterback catch a pass from himself ... Nick Marshall vs. Mississippi State, 2013 (37 yards)

Scored a touchdown on offense, defense and special teams... vs. ULM, 2008 (2 offense [1 pass, 1 rush], 1 defense [fumble return], 1 special team [punt return])  
Scored on the first offensive play ... vs. Alabama, 2003 (Carnell Williams, 80-yd run)**Scored on first offensive series ... vs. ULM, 2016 (Sean White 3 yd run)**

Scored 2 touchdowns in the final 32 seconds ... vs. #1 Alabama, 2013 (Sammie Coates 39 yd pass from Nick Marshall (:32), Chris Davis 100 yd missed field goal return (:00); other time at Georgia Tech, 1987 (records back to 1967)

Returned a kickoff and a punt for a TD in the same game ... at Tennessee, 2013 (kickoff: Corey Grant, 90 yards &amp; punt: Chris Davis, 85 yards) [1st time in Auburn history]

Returned a punt for a TD ... vs. Louisiana Tech, 2014 (Quan Bray) [76 yards]

Returned a kickoff for a TD ... at Tennessee, 2013 (Corey Grant) [90 yards]

Returned a missed FG for a TD...vs. Alabama, 2013 (Chris Davis) [100 yds]

Returned opening kickoff for a TD ... vs. Tennessee-Martin, 2008 (Tristan Davis) [95 yards]

Returned 2nd half opening KO for TD ... at Tennessee, 2013 (Corey Grant) [90 yds]

Returned three Interceptions for TDs ... vs. LSU, 1994 (Ken Alvis, Fred Smith, Brian Robinson)

Returned two Interceptions for TDs ... vs. LSU, 1994 (Ken Alvis, Fred Smith, Brian Robinson)

Returned an Interception for a TD ... vs. Idaho, 2015 (Johnathan Ford) [48]

Returned two fumbles for TDs ... vs. Vanderbilt, 2002 (Spencer Johnson, Karlos Dansby)

**Returned a fumble for a TD ... at Mississippi St., 2016 (Montravius Adams) [13]**

Had five or more fumbles ... vs. Southern Miss (5), 2008

Did not commit a turnover ... vs. Idaho, 2015

Did not commit a turnover in three consecutive games ... San Jose' St., at Kentucky, at Arkansas (2015)

Did not commit a turnover in back-to-back games ... San Jose' St., at

## LAST TIME...

Kentucky, at Arkansas (2015)

Blocked a punt ... vs. Alabama, 2013 (Ryan Smith)  
 Blocked two punts ... vs. Virginia [Chick-fil-A] 2011 (Garrett Harper, Angelo Blackson)  
 Blocked three punts ... vs. ULM, 2003 (3 - Justin Fetsko [2], Donnay Young)  
 Returned a blocked punt for a TD ... vs. Florida, 2006 (Tre Smith)  
**Blocked a field goal ... vs. ULM, 2016 (Montravius Adams)**  
 Returned a blocked field goal for a TD ... vs. Kentucky, 2009 (Neiko Thorpe) [69]  
 Blocked two field goals in a game ... vs. ULM, 2012 (Angelo Blackson, Corey Lemonier)  
 Blocked a PAT attempt ... at #2 Alabama, 2014 (Angelo Blackson)  
 Blocked two PAT attempts ... vs. LSU, 1998 (Charles Dorsey, 2)  
 Had a PAT blocked ... at Tennessee, 2013 (Cody Parkey)  
 Missed a PAT ... at Tennessee, 2013 (Cody Parkey, blocked)  
 Missed a kicking PAT ... vs. Tennessee-Chattanooga, 2010 (Wes Byrum)  
**Made 90 straight kicking PATs ... Daniel Carlson, 2014-16 (117)**  
**Made 100 straight kicking PATs ... Daniel Carlson, 2014-16 (117)**  
 Had a punt blocked ... at Mississippi State, 2009 (Clinton Durst)  
**Had a field goal blocked ... vs. ULM, 2016 (Daniel Carlson)**  
 Had a field goal blocked & returned for a TD ... vs. Texas A&M, 2014 (Daniel Carlson)  
 41-yard FGA blocked by Myles Garrett & returned by Deshazor Everett 65 yards)  
 Had a successful on-side kick ... vs. #5 Missouri [SECCG], 2013 (Cody Parkey)  
**Scored a safety ... vs. ULM, 2016 (Gary Walker)**  
**Scored on a fake field goal ... vs. Arkansas State, 2016 (Carlson 20 yd run)**  
 Scored an offensive two-point conversion ... at Arkansas, 2015 (Melvin Ray pass from Sean White)  
 Scored two or more offensive two-point conversions ... vs. Florida, 2002 [2]  
 Scored a defensive two-pt conversion ... vs. Ole Miss, 2009 (Demond Washington)

Held an opponent scoreless ... vs. ULM, 2008 (34-0)  
 Held an opponent scoreless at Jordan-Hare Stadium ... vs. ULM, 2008 (34-0)  
 Held an opponent to five or fewer first downs ... vs. Ball State, 2001 (5)  
 Held an opponent to 10 or fewer first downs ... vs. Florida Atlantic, 2013 (10)  
 Intercepted five or more passes ... vs. Northwestern [Outback], 2009 (5)  
 Intercepted four or more passes ... vs. Northwestern [Outback], 2009 (5)  
 Intercepted three or more passes in consecutive games ... at #2 Alabama, 2014 (3) & vs. #17 Wisconsin in Outback Bowl, 2015 (3)  
 Intercepted three or more passes ... at #25 Texas A&M, 2015 (3)  
 Allowed opponent 600 yards total offense and Auburn still won ... at #7 Texas A&M, 2013 (602)  
**Held an opponent to 300 or less yards total offense ... at Mississippi St., 2016 (289)**  
 Held an opponent to 200 or less yards total offense ... vs. Western Carolina, 2013 (173)  
 Held an opponent to 150 or less yards total offense ... at Mississippi State, 2008 (116)  
 Held an opponent to 100 or less yards total offense ... vs. Ball State, 2001 (92)  
**Held an opponent to 100 or less yards rushing ... vs. Arkansas State, 2016 (66)**  
 Held an opponent to 50 or less yards rushing ... at #20 Kansas State, 2014 (40)  
 Held an opponent to negative yards rushing ... vs. Florida, 2001 (-36)  
 Held an opponent to 100 or less yards passing ... Georgia, 2015 (97)  
 Held an opponent to no third down conversions ... vs. #15 LSU, 2014 (0-of-13)  
 Held an opponent without an offensive touchdown ... vs. Memphis, 2015  
 Held an opponent without a touchdown ... vs. Western Carolina, 2013

Had 10 or more penalties ... vs. Idaho, 2015 (11)  
 Had 1 or fewer penalty ... vs. San Jose State, 2015 (1)  
 Had 100 or more penalty yards ... vs. Idaho, 2015 (107)  
 Had 5 or fewer penalty yards ... at Tennessee, 2013 (5)  
**Had 35 minutes time of possession... vs. Arkansas State, 2016 (35:42)**  
 Was involved in a game that ended in a tie ... vs. Georgia, 1994 (23-23)  
 Was involved in an overtime game ... at Arkansas (4 OT), 2015 (54-46 loss)  
 Was involved in two overtime games in a single season ... vs. Jacksonville St. (27-20 win), at Arkansas (4 OT, 54-46 loss), 2015

### An Auburn Player

Rushed 40 times in a game ... Tre Mason (46) vs. #5 Missouri [SECCG], 2013  
**Rushed 35 times in a game ... Kamryn Pettway (39) at Mississippi St., 2016**  
**Rushed 30 times in a game ... Kamryn Pettway (39) at Mississippi St., 2016**  
 Rushed for 300 yards in a game ... Tre Mason (304) vs. #5 Missouri [SECCG], 2013  
 Rushed for 200 yards in a game ... Cameron Artis-Payne (221) vs. Texas A&M, 2014  
**Rushed for 150 yards in a game ... Kamryn Pettway (169) at Mississippi St., 2016**  
**Rushed for 100 yards in a game ... Kamryn Pettway (169) at Mississippi St., 2016**  
 Quarterback rushed for 200 yards in a game ... Nick Marshall (214) at Tennessee, 2013  
 Quarterback rushed for 100 yards in a game ... Nick Marshall (100) at #3 Mississippi State, 2014  
 Quarterback rushed for 100 yards in back-to-back SEC games ... Nick Marshall vs. #15 LSU (119) and at #3 Mississippi State (100), 2014

Quarterback rushed for 100 yards in 3 games during a season ... Nick Marshall vs. Louisiana Tech (105), #15 LSU (119) and at #3 Mississippi State (100), 201  
 Rushed for 100 yards in six consecutive games ... Tre Mason at Arkansas (168), at Tennessee (117), vs. #25 Georgia (115), vs. #1 Alabama (164), vs. #5 Missouri [SECCG] (304), vs. #1 Florida State [BCSNC] (195), 2013  
 Rushed for 100 yards in three consecutive games ... Cameron Artis-Payne vs. South Carolina (167), at #7 Ole Miss (143) & vs. Texas A&M (221), 2014  
**Rushed for 100 yards in consecutive games ... Kamryn Pettway vs. Arkansas St. (152), #17 Texas A&M (123), 2016**  
 Rushed for 100 yards in four consecutive games vs. ranked opponents ... Tre Mason vs. #25 Georgia (115), vs. #1 Alabama (164), vs. #5 Missouri [SECCG] (304), vs. #1 Florida State [BCSNC], 2013  
 Rushed for 100 yards in three consecutive games vs. ranked opponents ... Tre Mason vs. #25 Georgia (115), vs. #1 Alabama (164), vs. #5 Missouri [SECCG] (304), vs. #1 Florida State [BCSNC], 2013  
 Rushed for 100 yards in consecutive games vs. ranked opponents ... Nick Marshall vs. #15 LSU (119) and at #3 Mississippi State (100), 2014  
 Rushed for 150 yards in three consecutive games ... Tre Mason vs. #1 Alabama (164), vs. #5 Missouri [SECCG] (304), vs. #1 Florida State [BCSNC] (195), 2013  
 Rushed for 150 yards in consecutive games ... Tre Mason vs. #1 Alabama (164), vs. #5 Missouri [SECCG] (304), vs. #1 Florida State [BCSNC] (195), 2013  
 Rushed for 6 or more TDs in a game ... Carnell Williams vs. Mississippi St., 2003 (6)  
 Rushed for 5 or more TDs in a game ... Peyton Barber vs. San Jose' St., 2015 (5)  
 Rushed for 4 or more TDs in a game ... Peyton Barber at Arkansas, 2015 (4)  
**Rushed for 3 or more TDs in a game ... Kamryn Pettway at Mississippi St., 2016 (3)**  
**Rushed for 2 or more TDs in a game ... Kamryn Pettway at Mississippi St., 2016 (3)**  
 2 Players Rushed for 2 or more TDs in a game ... Nick Marshall (2) & Cameron Artis-Payne (2) vs. Texas A&M, 2014  
 Rushed for 3 TDs or more in consecutive games ... Tre Mason at Arkansas (4) & at Tennessee (3), 2013  
 QB Rushed for 2 or more TDs in a game ... Jeremy Johnson vs. Idaho, 2015  
 QB Rushed for 2 or more TDs in back-to-back SEC games ... Nick Marshall vs. South Carolina (3), at #7 Ole Miss (2) & vs. Texas A&M (2), 2014  
 QB Rushed for 2 or more TDs in 3 straight SEC games ... Nick Marshall vs. South Carolina (3), at #7 Ole Miss (2) & vs. Texas A&M (2), 2014  
 Rushed for 2 or more TDs in four consecutive games ... Carnell Williams vs. Western Carolina (2), vs. Vanderbilt (2), at Mississippi State (2), vs. Syracuse (2), 2002  
 Rushed for 2 or more TDs in three consecutive games ... Nick Marshall vs. South Carolina (3), at #7 Ole Miss (2) & vs. Texas A&M (2), 2014  
 Rushed for a TD in 11 consecutive games ... Tre Mason at #6 LSU (2); vs. #24 Ole Miss (1); vs. WCU (2); at #7 Texas A&M (1); vs. Florida Atlantic (1); at Arkansas (4); at Tennessee (3); vs. #25 Georgia (1); vs. #1 Alabama (1); vs. #5 Missouri [SECCG] (4); vs. #1 Florida State (1), 2013  
 Rushed for a TD in 10 consecutive games ... Tre Mason at #6 LSU (2); vs. #24 Ole Miss (1); vs. WCU (2); at #7 Texas A&M (1); vs. Florida Atlantic (1); at Arkansas (4); at Tennessee (3); vs. #25 Georgia (1); vs. #1 Alabama (1); vs. #5 Missouri [SECCG] (4); vs. #1 Florida State (1), 2013  
 Rushed for a combined 11 TDs in 3 straight games ... Peyton Barber vs. San Jose' St. (5), at Kentucky (2), at Arkansas (4), 2015  
 Rushed for a combined 9 TDs in 3 straight games ... Cam Newton at Kentucky (4), vs. #12 Arkansas (3) and vs. #6 LSU (2), 2010  
 Rushed for a combined 8 TDs in 3 straight games ... Tre Mason at Arkansas (4), at Tennessee (3) and vs. #25 Georgia (1), 2013  
 Rushed for a combined 7 TDs in 3 straight games ... Nick Marshall vs. South Carolina (3), at #7 Ole Miss (2) & vs. Texas A&M (2), 2014  
**Rushed for a TD on his first career rush ... Jason Smith at Arkansas, 2015 (9 yds)**

Passed for 450 yards in a game ... Nick Marshall at #2 Alabama, 2014 (456)  
 Passed for 400 yards in a game ... Nick Marshall at #2 Alabama, 2014 (456)  
 Passed for 300 yards in a game ... Nick Marshall at #2 Alabama, 2014 (456)  
 Attempted 50 passes in a game ... Dameyune Craig vs. Mississippi State, 1997 (54)  
 Attempted 40 passes in a game ... Nick Marshall at #2 Alabama, 2014 (43)  
 Threw five TDs in a game ... Chris Todd vs. Ball State, 2009 (5)  
 Threw four TDs in a game ... Jeremy Johnson vs. Western Carolina, 2013 (4)  
**Threw three TDs in a game ... Sean White vs. Arkansas State, 2016 (3)**  
 Threw four TDs or more in consecutive games ... Chris Todd vs. West Virginia (4), vs. Ball State (5), 2009  
 Threw two TDs or more in five consecutive games ... Cam Newton at Ole Miss (2), vs. Chattanooga (4), vs. Georgia (2), at Alabama (3), vs. South Carolina (4), 2010  
 Threw a TD pass on Auburn's 1st pass of an SEC Championship Game ... Nick Marshall vs. #5 Missouri (38-yard TD pass to Sammie Coates in 1st qtr.), 2013

Had 500 yards total offense in a game ... Nick Marshall at #2 Alabama, 2014 (505)  
 Had 400 yards total offense in a game ... Nick Marshall at #2 Alabama, 2014 (505)  
**Had 300 yards total offense in a game ... Sean White vs. Arkansas State, 2016 (304)**  
 Accounted for four or more TDs in a game ... Jeremy Johnson vs. Idaho, 2015 (2 rush, 2 pass)  
 Freshman Accounted for four or more TDs in a game ... Jeremy Johnson vs. Western Carolina,

## LAST TIME...

2013 (4)  
Two Players Accounted for three or more TDs in a game ... Tre Mason (3 rush) & Nick Marshall (2 rush, 1 pass) at Tennessee, 2013

**Accounted for three or more TDs in a game ... Kamryn Pettway at Mississippi St., 2016 (3 rush)**

Accounted for three TDs in consecutive games ... Nick Marshall vs. South Carolina, 2014 (3 rush, 1 pass), at #7 Ole Miss (2 pass, 2 rush) & vs. Texas A&M (2 rush, 1 pass), 2014

Accounted for three TDs in three consecutive games ... Nick Marshall vs. South Carolina, 2014 (3 rush, 1 pass), at #7 Ole Miss (2 pass, 2 rush) & vs. Texas A&M (2 rush, 1 pass), 2014

Accounted for three TDs in four consecutive games ... Cam Newton vs. Chattanooga (5), vs. Georgia (4), at Alabama (4), vs. South Carolina (6), 2010

Caught 15 passes in a game... Willie Gosha vs. Arkansas, 1995 (17)

Caught 12 or more passes in a game ... Darvin Adams vs. Northwestern [Outback], 2009 (12)

Caught 10 or more passes in a game ... Ricardo Louis vs. Jacksonville St., 2015 (10)

**Caught seven or more passes in a game ... Tony Stevens vs. #17 Texas A&M, 2016 (8)**

Had 200 or more yards receiving in a game ... Sammie Coates at #2 Alabama, 2014 (206)

Had 150 or more yards receiving in a game ... Ricardo Louis at Kentucky, 2015 (154)

Had 100 yards receiving in three consecutive games ... Sammie Coates at No. 7 Texas A&M (104), vs. Florida Atlantic, 2013 & at Arkansas (102), 2013

Had 100 yards receiving in consecutive games ... Sammie Coates at No. 7 Texas A&M (104) & vs. Florida Atlantic, 2013 (113)

**Had 100 or more yards receiving in a game ... Tony Stevens vs. ULM, 2016 (109)**

Caught four or more TD passes in a game ... Alexander Wright vs. Pacific, 1989 (4)

Caught three or more TD passes in a game ... Darvin Adams vs. Furman, 2009 (3)

**Caught two or more TD passes in a game ... Tony Stevens vs. Arkansas State, 2016 (2)**

Caught a TD pass in consecutive games ... Jason Smith vs. #2 Alabama and vs. Memphis, 2015

Caught a TD pass in three consecutive games ... Sammie Coates at #7 Texas A&M, vs. Florida Atlantic and at Arkansas, 2013

Caught a TD pass in six consecutive games ... Emory Blake vs. South Carolina [SECCG], vs. Oregon [BCSNCG], vs. Utah State, vs. Mississippi State, at Clemson, vs. Florida Atlantic, 2010/11

Caught a TD pass in seven consecutive games ... Emory Blake at Alabama; vs. South Carolina [SECCG], vs. Oregon [BCSNCG], vs. Utah State, vs. Mississippi State, at Clemson, vs. Florida Atlantic, 2010/11

Caught 1 TD pass & had a rushing TD in the same game... Ricardo Louis (33 yd catch/2 yd rush) vs. Louisville, 2015

Receiver caught 1 TD pass & had a rushing TD in the same game... Ricardo Louis (33 yd catch/2 yd rush) vs. Louisville, 2015

Running back caught 1 TD pass & had a rushing TD in the same game... Tre Mason (12 yd catch/37 yd rush) vs. FSU [BCSNCG], 2014

Caught 1 TD pass & had a punt return for a TD in the same game ... Quan Bray (2 TD receptions [44 & 37]) & a 76-yard punt return for a TD, vs. Louisiana Tech, 2014

Caught a TD pass on his first career catch ... Marcus Davis vs. Arkansas State, 2013 (18 yds)

Quarterback caught a TD pass ... Kiehl Frazier from Quan Bray vs. ULM, 2012

Quarterback caught a pass from himself ... Nick Marshall vs. Mississippi State, 2013

Running back caught two or more TD passes in a game ... Mario Fannin vs. Arkansas St., 2010 (2)

Running back caught a TD pass in consecutive games ... Mario Fannin vs. West Virginia, Ball State, 2009

Tight end caught two or more TD passes in a game ... Philip Lutzenkirchen vs. Ole Miss, 2011 (2)

Tight end caught a TD pass in consecutive games ... CJ Uzomah vs. LA Tech, vs. LSU, 2014

**Scored 18 or more points kicking ... Daniel Carlson vs. #17 LSU, 2016 (18)**

**Scored 15 or more points kicking ... Daniel Carlson vs. #17 LSU, 2016 (18)**

**Kicked 6 or more field goals in a game ... Daniel Carlson vs. #17 LSU, 2016 (6)**

**Kicked five or more field goals in a game ... Daniel Carlson vs. #17 LSU, 2016 (6)**

**Kicked four or more field goals in a game ... Daniel Carlson vs. #17 LSU, 2016 (6)**

Had 150 kickoff return yards in a game ... Tre Mason vs. Utah State, 2011 (176)

Had 100 punt return yards in a game ... Chris Davis at Tennessee, 2013 (127)

Scored four or more TDs ... Peyton Barber at Arkansas, 2015 (4)

**Scored three or more TDs ... Kamryn Pettway at Mississippi St., 2016 (3)**

Scored a rushing and receiving TD in a game ... Tre Mason vs. #1 Florida State [BCSNC], 2014 (1 rushing, 1 receiving)

**Had an 80-yard run ... John Franklin III vs. ULM, 2016 (82)**

**Had a 70-yard run ... John Franklin III vs. ULM, 2016 (82)**

**Had a 60-yard run ... John Franklin III vs. ULM, 2016 (82)**

Completed an 80-yard pass ... Nick Marshall to Sammie Coates at Arkansas, 2013 (88)

Completed a 70-yard pass ... Jeremy Johnson to Jason Smith vs. #2 Alabama, 2015 (77)

Completed a 60-yard pass ... Jeremy Johnson to Jason Smith vs. #2 Alabama, 2015 (77)

**Kicked a field goal of 50 or more yards ... Daniel Carlson vs. #17 LSU, 2016 (51)**

Kicked a field goal of 50 or more yards in consecutive games ... Daniel Carlson, 2015;

vs. Wisconsin [Outback Bowl] (51), vs. Louisville (56)

Kicked two field goals of 50+ yards in a game ... Win Lyle vs. Tennessee, 1987 (55, 52)

Had a 70-yard punt ... Kody Bliss vs. Tulane, 2006 (71)

**Had a 60-yard punt ... Kevin Phillips vs. #2 Clemson, 2016 (68)**

Had four punts of 50+ yards in a game ... Kevin Phillips at #13 LSU, 2015 (56, 50, 51, 52)

Had three punts of 50+ yards in a game ... Kevin Phillips at #13 LSU, 2015 (56, 50, 51, 52)

Had two punts of 50+ yards in a game ... Kevin Phillips vs. #19 Ole Miss, 2015 (51, 53)

Had four or more punts inside the 20 in a game ... S. Clark vs. FSU [BCSNCG], 2013 (5)

**Blocked a field goal in a game ... Montravius Adams vs. ULM, 2016**

Blocked two field goals in a game ... Alton Moore at Georgia, 2001

Blocked a PAT attempt ... Angelo Blackson at #2 Alabama, 2014

Blocked two PAT attempts ... Charles Dorsey vs. LSU, 1998 (2)

**Made 50 straight PAT attempts ... Daniel Carlson, 2014-16 (113)**

Blocked a punt in a game... Ryan Smith vs. Alabama, 2013

Blocked two punts in a game... Justin Fetsko vs. ULM, 2003 (2)

Had 15 or more tackles in a game... Daren Bates at Ole Miss, 2012 (16)

Intercepted three or more passes in a game ... Junior Rosegreen at Tennessee, 2004 (4)

Intercepted two or more passes in a game ... Jermaine Whitehead vs. #17 Wisconsin [Outback Bowl], 2015 (2)

Intercepted a pass in consecutive games ... Blake Countess vs. #19 Ole Miss (1) & at #25 Texas A&M (1), 2015

Intercepted two or more passes in consecutive games ... Jonathan Jones at #13 Mississippi State (2) & vs. South Carolina (2), 2014

Intercepted a pass in three consecutive games ... Jerraud Powers, vs. Tennessee Tech, at Georgia; vs. Alabama, 2007

**Recovered two fumbles in a game ... Montravius Adams at Mississippi St., 2016 (2)**

Forced two fumbles in a game ... Corey Lemonier at Georgia, 2011 (2)

Forced and recovered a fumble ... Cassanova McKinzy at Vanderbilt, 2012

Intercepted a pass and had a fumble recovery in a game ... Montravius Adams vs. LA Tech, 2014

Had a player play on both offense and defense in the same game ... D'haquille Williams vs. South Carolina, 2014

**Was ejected ... Tre' Williams vs. #17 LSU, 2016**

## An Auburn Opponent

Scored 60 or more points ... Texas A&M, 2012 (63)

Scored 55 or more points ... at Arkansas (4 OT), 2015 (54)

Scored 40 or more points ... at Arkansas (4 OT), 2015 (54)

Had 400 or more yards rushing ... at #13 LSU, 2015 (411)

Had 350 or more yards rushing ... at #13 LSU, 2015 (411)

Had 300 or more yards rushing ... at #13 LSU, 2015 (411)

Had 250 or more yards rushing ... #2 Alabama, 2015 (286)

Had 50 or more rushing attempts ... #2 Alabama, 2015 (50)

Had five or more rushing TDs ... at #13 LSU, 2015 (5)

Had 500 yards passing ... Northwestern [Outback], 2009 (532)

Had 400 yards passing ... #19 Ole Miss, 2015 (402)

Had 350 yards passing ... Idaho, 2015 (356)

Had 300 yards passing ... Idaho, 2015 (356)

Had 60 or more pass attempts ... Washington State, 2013 (65)

Had 50 or more pass attempts ... #19 Ole Miss, 2015 (52)

**Had 40 or more pass attempts ... #17 Texas A&M, 2016 (40)**

Had 30 or more pass completions ... #19 Ole Miss, 2015 (34)

Had 25 or more pass completions ... Idaho, 2015 (29)

Had five or more TDs passing ... South Carolina, 2014 (5)

Had four or more TDs passing ... at #2 Alabama, 2014 (4)

Had three or more TDs passing ... at Arkansas, 2015 (3)

Had five passes intercepted ... Northwestern [Outback], 2009 (5)

Had four passes intercepted ... Northwestern [Outback], 2009 (5)

Had 600 yards total offense ... at #7 Texas A&M, 2013 (602)

Had 500 yards total offense ... #19 Ole Miss, 2015 (558)

**Had 400 yards total offense ... #17 Texas A&M, 2016 (478)**



## LAST TIME...

**Had five or more fumbles ... at Mississippi State, 2016 (5)**

Lost four or more fumbles ... Mississippi State, 2002 (4)  
 Had four or more turnovers ... ULM, 2010 (3 fum/1 int)  
 Returned a punt for a TD ... Georgia, 2015 (Isaiah McKenzie, 53)  
 Returned a kickoff for a TD ... vs. #1 Florida State [BCSNC], 2013 (Kermit Whitfield, 100)  
 Returned an interception for a TD ... Memphis, 2015 (Reggis Ball, 53)  
 Returned a fumble for a TD ... vs. #5 Missouri [SECCG], 2013 (E.J. Gaines, 11)  
 Returned a blocked punt for a TD ... Mississippi State, 2009 (Robert Elliott, 10)

Returned a blocked field goal for a TD ... Texas A&M, 2014 (Myles Garrett blocked Daniel Carlson's 41-yd FGA & Deshazor Everett returned it 65 yards)  
 Blocked an Auburn punt ... Mississippi State, 2009

**Blocked an Auburn field goal ... ULM, 2016 (Caleb Tucker blocked a Daniel Carlson 56 yd FG attempt, recovered by Auburn)**

Blocked an Auburn PAT ... at Tennessee, 2013 (Daniel McCullers)  
 Had a successful on-side kick ... South Carolina, 2014 (Landon Ard kick, Skai Moore recovery)

**Held Auburn to 300 yards total offense ... #2 Clemson, 2016 (262)**

Held Auburn to 200 yards total offense ... Alabama, 2012 (163)  
 Held Auburn to 150 yards total offense ... Alabama, 2011 (140)

**Held Auburn below 100 yards rushing ... #2 Clemson, 2016 (87)**

Held Auburn below 50 yards rushing ... Arkansas, 2012 (40)  
 Held Auburn to negative yards rushing ... Tennessee, 1997 (-15)  
 Held Auburn below 100 yds. passing ... Georgia, 2015 (62) (15-27 att)  
 Held Auburn to 10 or fewer first downs ... Alabama, 2012 (7)

**Had 10 or more penalties ... Arkansas State, 2016 (10)**

Had 0 penalties ... at #20 Kansas State, 2014 (0)  
 Had 100 or more yards in penalties ... Arkansas, 2007 (100)  
 Had no third down conversions ... #15 LSU, 2014 (0-13)  
 Had three 100-yard receivers in a game ... at #7 Ole Miss, 2014 (Evan Ingram, 123; Vince Sanders, 105; Laquon Treadwell, 103)  
 Had two 100-yard receivers in a game ... Idaho, 2015 (Callen Hightower 161; Trent Cowan, 118)

Had a 200-yard rusher in a game ... #2 Alabama, 2015 (Derrick Henry, 271)  
 Had a 200-yard receiver in a game ... at #2 Alabama, 2014 (Amari Cooper, 224)

**Had a 100-yard rusher and a 100-yard receiver ... #2 Clemson, 2016 (Wayne Gallman, 123 rush; Mike Williams, 174 rec.)**

Had a 100-yard rusher and two 100-yard receivers ... Tulane, 2006 (Matt Forte, 117 rush; Preston Brown, 139 rec.; Damarcus Davis, 126 rec.)

**Did not have a turnover ... Arkansas State, 2016**

Scored a safety ... LSU, 2012  
 Scored a two-point conversion ... at #Arkansas, 2015 (Jeremy Sprinkle pass from Brandon Allen & Kody Walker pass from Brandon Allen)  
 Had 40 minutes time of possession ... Georgia, 2011 (40:55)

**An Opposing Player**

Rushed for 200 yards in a game ... Derrick Henry, #2 Alabama, 2015 (271)  
 Rushed for 150 yards in a game ... Derrick Henry, #2 Alabama, 2015 (271)  
 Had two players rush for 100 yards in a game ... Melvin Gordon (251) & Corey Clement (105), #17 Wisconsin [Outback Bowl], 2015 (251)

**Rushed for 100 yards in a game ... Leonard Fournette, #17 LSU, 2016 (101)**

Quarterback rushed for 100 yards in a game ... Lamar Jackson, vs. Louisville, 2015 (106)

Passed for 500 yards in a game ... Mike Kafka, Northwestern [Outback], 2009 (532)

Passed for 400 yards in a game ... Dylan Thompson, South Carolina, 2014 (402)  
 Passed for 350 yards in a game ... Chad Kelly, #19 Ole Miss, 2015 (381)

Passed for 300 yards in a game ... Chad Kelly, #19 Ole Miss, 2015 (381)  
 Attempted 70 passes in a game ... Mike Kafka, Northwestern [Outback], 2009 (78)

Attempted 60 passes in a game ... Connor Halliday, Washington State, 2013 (65)  
 Attempted 50 passes in a game ... Chad Kelly, #19 Ole Miss, 2015 (51)

**Attempted 40 passes in a game ... Trevor Knight, #17 Texas A&M, 2016 (40)**

Completed 40 passes in a game ... Mike Kafka, Northwestern [Outback], 2009 (47)

Completed 30 passes in a game ... Chad Kelly, #19 Ole Miss, 2015 (33)  
 Threw five or more TD passes in a game ... Dylan Thompson, South Carolina, 2014 (5)

Threw four or more TD passes in a game ... Blake Sims, at #2 Alabama, 2014 (4)  
 Threw three or more TD passes in a game ... Brandon Allen, at Arkansas, 2015 (3)

Had 500 yards total offense ... Johnny Manziel, at #7 Texas A&M, 2013 (502)  
 Had 400 yards total offense ... Chad Kelly, #19 Ole Miss, 2014 (402)  
 Had 350 yards total offense ... Chad Kelly, #19 Ole Miss, 2015 (402)  
 Accounted for 5 or more TDs ... Blake Sims, at #2 Alabama, 2014 (5)  
 Accounted for 5 or more TDs in back-to-back seasons ... Johnny Manziel, #22 Texas A&M, 2012 (5), and at #7 Texas A&M, 2013 (5)

Threw, Ran and Caught a TD in a game ... Bo Wallace, Ole Miss, 2012 (2 rush, 1 pass, 1 rec.)

Caught 14 or more passes ... Josh Barge, Jacksonville St., 2015 (14)  
 Three or more players caught seven or more passes ... Laquon Treadwell (10), Evan Ingram (8), Vince Sanders (7), at #7 Ole Miss, 2014  
 Had 200 yards receiving ... Amari Cooper (224), at #2 Alabama, 2014  
**Had 100 yards receiving ... Mike Williams (174), #2 Clemson, 2016**  
 Caught four or more TD passes ... Mike Evans, at #7 Texas A&M, 2013 (4)  
 Caught three or more TD passes ... Amari Cooper, at #2 Alabama, 2014 (3)  
 Caught two or more TD passes ... Drew Morgan, at Arkansas, 2015 (2)

Scored four TDs ... James Franklin, at #5 Missouri [SECCG], 2013 (3 pass, 1 rush)  
 Scored three TDs ... Leonard Fournette, at #13 LSU, 2015 (3 rush)

Had a 90-yard run ... Joe Adams, Arkansas, 2011 (92 [TD])

**Had an 80-yard run ... Trayveon Williams, #17 Texas A&M, 2016 (89)****Had a 70-yard run ... Trayveon Williams, #17 Texas A&M, 2016 (89)****Had a 60-yard run ... Trayveon Williams, #17 Texas A&M, 2016 (89)**

Completed a 99-yard pass ... AJ McCarron to Amari Cooper, #1 Alabama, 2013 (99)  
 Completed an 80-yard pass ... AJ McCarron to Amari Cooper, #1 Alabama, 2013 (99)  
 Completed a 70-yard pass ... Matt Linehan to Callen Hightower, vs. Idaho, 2015 (71)  
**Completed a 60-yard pass ... Chad Voytik to Christian Booker, vs. Arkansas State, 2016 (68)**  
**Completed a 50-yard pass ... Trevor Knight to Josh Reynolds, vs. #17 Texas A&M, 2016 (51)**

Kicked a 50-yard field goal ... Jake Elliott, vs. Memphis, 2015 (53)

Had a 70-yard punt ... JK Scott, at #2 Alabama, 2014 (70)

Had a 60-yard punt ... JK Scott, at #2 Alabama, 2014 (70)

**Made five or more FGs ... Daniel LaCamera, #17 Texas A&M, 2016 (5)****Made four or more FGs ... Daniel LaCamera, #17 Texas A&M, 2016 (5)****Made three or more FGs ... Daniel LaCamera, #17 Texas A&M, 2016 (5)**

Missed three or more FGs ... Jack Cantele, at #20 Kansas State, 2014 (3)  
 Had an 80-yard kickoff return ... K. Whitfield, vs. #1 FSU [BCS], 2013 (100, TD)

**Both Teams**

Had a player return an interception for a touchdown ... Mississippi State, 2011 [AU Demetruce McNeal 43 yds; MSU Johnathan Banks 27 yds]  
 Combined for 1,217 yards of total offense ... Auburn (615) at #7 Texas A&M (602), 2013 (1,217)

Combined for 1,200 yards of total offense ... Auburn (677) vs. #5 Missouri [SECCG] (534), 2013 (1,211)

Combined for 1,100 yards of total offense ... #15 Auburn (630) at #2 Alabama (539), 2014 (1,169)

**Combined for 1,000 yards of total offense ... Arkansas State (326) at Auburn (706), 2016 (1,032)**

Had both a 100-yard rusher and a 100-yard receiver ... at #6 LSU, 2013 [AU Tre Mason 132 rushing yds & Sammie Coates 139 receiving yds; LSU Jeremy Hill 184 rushing yds & Jarvis Landry 118 receiving yds]

Items in **BOLD** set during 2016 season



## AUBURN OFFENSIVE CAREER BESTS

### 3 • NATE CRAIG-MYERS

Receptions ..... 1 2x (last: ULM) 10/1/16  
 Rec. Yards ..... 39 ULM 10/1/16  
 Rec. Long ..... 39 ULM 10/1/16  
 Rec. TDs ..... 1 ULM 10/1/16  
 Career Rec. TD ... 1

### 27 • CHANDLER COX

Rush Attempts .. 4 Clemson 9/3/16  
 Rush Yards ..... 6 Clemson 9/3/16  
 Rush Long ..... 3 Clemson 9/3/16  
 Rush TDs .....  
 Receptions ..... 2 at Mississippi St. 10/8/16  
 Receiving Yds .. 19 at Mississippi St. 10/8/16  
 Rec. Long ..... 10 2x (last: at Miss. St.) 10/8/16

### 10 • MARCUS DAVIS

Receptions ..... 8 Georgia 11/14/15  
 Rec. Yards ..... 56 Clemson 9/3/16  
 Rec. Long ..... 27 at Texas A&M 10/19/13  
 Rec. TDs ..... 1 3x (last: Texas A&M) 11/7/15  
 Rush Attempts .. 1 2x (last Miss. St.) 9/26/15  
 Rush Yards ..... 2 at Alabama 11/29/14  
 Rush Long ..... 2 at Alabama 11/29/14  
 Punt Ret ..... 6 vs. Memphis 12/30/15  
 Punt Ret Yds .. 94 vs. Memphis 12/30/15  
 Punt Ret Long .. 56 vs. Memphis 12/30/15  
 AP Yards ..... 101 vs. Memphis 12/30/15  
 Career Rec. TD ... 3

### 11 • KYLE DAVIS

Receptions ..... 2 3x (last: at Miss. St.) 10/8/16  
 Rec. Yards ..... 58 ULM 10/1/16  
 Rec. Long ..... 48 ULM 10/1/16  
 Rec. TDs ..... 1 ULM 10/1/16  
 Career Rec. TD ... 1

### 83 • RYAN DAVIS

Receptions ..... 5 3x (last: ULM) 10/1/16  
 Rec. Yards ..... 56 ULM 10/1/16  
 Rec. Long ..... 23 ULM 10/1/16  
 Rec. Tds ..... 1 at Mississippi St. 10/8/16  
 Career Rec. TD ... 1  
 Rush Attempts .. 1 4x (last: Texas A&M) 9/17/16  
 Rush Yards ..... 28 at Texas A&M 11/7/15  
 Rush Long ..... 28 at Texas A&M 11/7/15

### 5 • JOHN FRANKLIN III

Completions .... 4 Texas A&M 9/17/16  
 Pass Attempts .. 8 Texas A&M 9/17/16  
 Pass Yards ..... 39 ULM 10/1/16  
 Pass Yards (quarter) ..... 39 ULM (3rd quarter) 9/17/16  
 Pass TDs ..... 1 ULM 10/1/16  
 Interceptions .....  
 Pass Long ..... 39 ULM 10/1/16  
 Rush Attempts .. 9 Texas A&M 9/17/16  
 Rush Yards ..... 82 ULM 10/1/16  
 Rush TDs ..... 1 ULM 10/1/16  
 Rush Long ..... 82 ULM 10/1/16  
 150-Yd Pass .....  
 Career Pass TD .. 1  
 Career Rush TD .. 1  
 Career TDs ..... 2

### 33 • WILL HASTINGS

Receptions ..... 3 2x (last: Texas A&M) 9/17/16  
 Rec. Yards ..... 34 Arkansas St. 9/10/16  
 Rec. Long ..... 29 Arkansas St. 9/10/16  
 Rec. TDs ..... 1 Arkansas St. 9/10/16  
 Career Rec. TD ... 1

### 6 • JEREMY JOHNSON

Completions .... 21 Jacksonville St. 9/12/15  
 Pass Attempts .. 32 Jacksonville St. 9/12/15  
 Pass Yards ..... 243 Arkansas 8/30/14  
 Pass Yards (quarter) ..... 186 Arkansas (1st quarter) 8/30/14  
 Pass TDs ..... 4 Western Carolina 10/12/13  
 Interceptions ... 3 vs. Louisville 9/5/15  
 Pass Long ..... 77 Alabama 11/28/15  
 Rush Attempts .. 12 at LSU 9/19/15  
 Rush Yards ..... 41 at LSU 9/19/15  
 Rush TDs ..... 2 Idaho 11/21/15  
 Rush Long ..... 65 at LSU 9/19/15  
 150-Yd Pass ..... 6 last: Alabama 11/28/15  
 Career Pass TD .. 19  
 Career Rush TD .. 7  
 Career TDs ..... 26

### 21 • KERRYON JOHNSON

Rush Attempts 24 ULM 10/1/16  
 Rush Yards .... 146 ULM 10/1/16  
 Rush Long ..... 47 Arkansas St. 9/10/16  
 Rush TD ..... 2 2x (last: ULM) 10/1/16  
 Receptions ..... 4 LSU 9/24/16  
 Receiving Yds .. 68 LSU 9/24/16  
 Rec. Long ..... 37 vs. Memphis 12/30/15  
 Kick Ret ..... 4 at Kentucky 10/15/15  
 Kick Ret Yds ... 111 at Kentucky 10/15/15  
 Kick Ret Lg ..... 40 at LSU 9/19/15  
 AP Yards ..... 182 LSU 9/24/16  
 Career Rush TD .. 9  
 Career TDs ..... 9

### 30 • DAMIAN LEWIS

Rush Attempts .. 5 ULM 10/1/16  
 Rush Yards ..... 21 ULM 10/1/16  
 Rush Long ..... 13 ULM 10/1/16

### 9 • KAM MARTIN

Rush Attempts .. 9 ULM 10/1/16  
 Rush Yards ..... 41 ULM 10/1/16  
 Rush Long ..... 7 Arkansas St. 9/10/16  
 Rush TD .....  
 Receptions ..... 1 2x (last: at Miss. St.) 10/8/16  
 Rec. Yards ..... 42 at Mississippi St. 10/8/16  
 Rec. Long ..... 42 at Mississippi St. 10/8/16

### 32 • MALIK MILLER

Rush Attempts .. 9 ULM 10/1/16  
 Rush Yards ..... 45 ULM 10/1/16  
 Rush Long ..... 14 ULM 10/1/16  
 Rush TD ..... 1 ULM 10/1/16

### 36 • KAMRYN PETTWAY

Rush Attempts 39 at Mississippi St. 10/8/16  
 Rush Yards .... 169 at Mississippi St. 10/8/16  
 Rush Long ..... 64 Arkansas St. 9/10/16  
 Rush TD ..... 3 at Mississippi St. 10/8/16  
 Receptions ..... 1 3x (last: at Miss. St.) 10/8/16  
 Rec. Yards ..... 12 at Arkansas 10/24/15  
 Rec. Long ..... 12 at Arkansas 10/24/15  
 Kick Ret ..... 1 at LSU 9/19/15  
 Kick Ret Yds .... 8 at LSU 9/19/15  
 Kick Ret Lg ..... 8 at LSU 9/19/15  
 AP Yards ..... 157 Arkansas St. 9/10/16  
 Career Rush TD .. 4

### 81 • DARIUS SLAYTON

Receptions ..... 3 Arkansas St. 9/10/16  
 Rec. Yards ..... 55 Arkansas St. 9/10/16  
 Rec. Long ..... 27 Arkansas St. 9/10/16  
 Rec. TDs .....  
 Career Rec. TD ... 1

### 4 • JASON SMITH

Receptions ..... 2 4x (last: Alabama) 11/28/15  
 Rec. Yards ..... 82 Alabama 11/28/15  
 Rec. Long ..... 77 Alabama 11/28/15  
 Rec. TDs ..... 1 2x (last: Memphis) 12/30/15  
 Rush Attempts .. 2 Alabama 11/28/15  
 Rush Yards ..... 24 at Texas A&M 11/7/15  
 Rush Long ..... 24 at Texas A&M 11/7/15  
 Rush TD ..... 1 at Arkansas 10/24/15  
 AP Yards ..... 85 Alabama 11/28/15  
 Career Rec. TD ... 2  
 Career Rush TD .. 1  
 Career TDs ..... 3

### 8 • TONY STEVENS

Receptions ..... 8 Texas A&M 9/17/16  
 Rec. Yards ..... 109 ULM 10/1/16  
 Rec. Long ..... 48 ULM 10/1/16  
 Rec. TDs ..... 2 Arkansas St. 9/10/16  
 Career Rec. TD ... 5

### 12 • ELI STOVE

Rush Attempts .. 2 ULM 10/1/16  
 Rush Yards ..... 20 ULM 10/1/16  
 Rush Long ..... 19 ULM 10/1/16  
 Rush TD .....  
 Receptions ..... 2 ULM 10/1/16  
 Rec. Yards ..... 20 ULM 10/1/16  
 Rec. Long ..... 12 ULM 10/1/16  
 Rec. TDs .....  
 Career Rec. TD ... 5

### 10 • STANTON TRUITT

Receptions ..... 2 Clemson 9/3/16  
 Receiving Yds .. 17 Clemson 9/3/16  
 Rec. Long ..... 13 at LSU 9/19/15  
 Rush Attempts .. 7 ULM 10/1/16  
 Rush Yards ..... 46 ULM 10/1/16  
 Rush Long ..... 21 ULM 10/1/16

### 13 • SEAN WHITE

Completions .... 20 Mississippi St. 9/26/15  
 Pass Attempts .. 32 at Arkansas 10/24/15  
 Pass Yards ..... 258 Ole Miss 10/31/15  
 Pass Yards (quarter) ..... 145 at Arkansas (4th Q.) 10/24/15  
 Pass TDs ..... 3 Arkansas St. 9/10/16  
 Interceptions ... 2 vs. Memphis 12/30/15  
 Pass Long ..... 48 ULM 10/1/16  
 Rush Attempts .. 11 Mississippi St. 9/26/15  
 Rush Yards ..... 60 Arkansas St. 9/10/16  
 Rush TDs ..... 1 ULM 10/1/16  
 Rush Long ..... 31 Mississippi St. 9/26/15  
 150-Yd Pass ..... 8 last: ULM 10/1/16  
 Career Pass TD ... 7  
 Career Rush TD .. 1  
 Career TDs ..... 8

## AUBURN DEFENSIVE CAREER BESTS

### 1 • MONTRAVIUS ADAMS

|                 |                              |         |
|-----------------|------------------------------|---------|
| Tackles .....   | 7 vs. Louisville             | 9/5/15  |
| TFL .....       | 3.0 San José St.             | 9/6/14  |
| Sacks .....     | 1.0 8x (last: ULM)           | 10/1/16 |
| PBU .....       | 1 2x (last: Mississippi St.) | 9/26/15 |
| FF .....        | 1 2x (last: San Jose' St.)   | 10/3/15 |
| FR .....        | 2 at Mississippi St.         | 10/8/16 |
| INT .....       | 1 LA Tech                    | 9/27/14 |
| INT Yards ..... | 36 LA Tech                   | 9/27/14 |
| FG Block .....  | 1 ULM                        | 10/1/16 |
| Career Sacks .. | 8.5                          |         |

### 48 • MONTAVIOUS ATKINSON

|               |                  |         |
|---------------|------------------|---------|
| Tackles ..... | 5 ULM            | 10/1/16 |
| TFL .....     | 1.5 Arkansas St. | 9/10/16 |

### 11 • MARKELL BOSTON

|               |                  |         |
|---------------|------------------|---------|
| Tackles ..... | 1 2x (last: ULM) | 10/1/16 |
|---------------|------------------|---------|

### 5 • DERRICK BROWN

|                 |                           |         |
|-----------------|---------------------------|---------|
| Tackles .....   | 1 2x (last: at Miss. St.) | 10/8/16 |
| Sacks .....     | 0.5 Arkansas St.          | 9/10/16 |
| TFL .....       | 0.5 Arkansas St.          | 9/10/16 |
| FR .....        | 1 Clemson                 | 9/3/16  |
| Career Sacks .. | 0.5                       |         |

### 22 • JOHN BROUSSARD JR.

|               |                |         |
|---------------|----------------|---------|
| Tackles ..... | 1 Arkansas St. | 9/10/16 |
| PBU .....     | 1 ULM          | 10/1/16 |

### 9 • BYRON COWART

|               |                  |         |
|---------------|------------------|---------|
| Tackles ..... | 2 2x (last: ULM) | 10/1/16 |
| FF .....      | 1 Texas A&M      | 9/17/16 |

### 3 • MARLON DAVIDSON

|                 |                             |         |
|-----------------|-----------------------------|---------|
| Tackles .....   | 5 at Mississippi St.        | 10/8/16 |
| TFL .....       | 1.0 2x (last: at Miss. St.) | 10/8/16 |
| Sacks .....     | 1.0 2x (last: at Miss. St.) | 10/8/16 |
| FF .....        | 1 at Mississippi St.        | 10/8/16 |
| Career Sacks .. | 2.5                         |         |

### 6 • CARLTON DAVIS

|               |                             |          |
|---------------|-----------------------------|----------|
| Tackles ..... | 11 vs. Memphis              | 12/30/15 |
| TFL .....     | 1.0 3x (last: Arkansas St.) | 9/10/16  |
| INT .....     | 1 3x (last: Texas A&M)      | 11/7/15  |
| PBU .....     | 3 2x (last: at Miss. St.)   | 10/8/16  |
| FF .....      | 1 Mississippi St.           | 9/26/15  |

### 57 • DESHAUN DAVIS

|               |                          |         |
|---------------|--------------------------|---------|
| Tackles ..... | 6 Texas A&M              | 9/17/16 |
| TFL .....     | 0.5 3x (last: Texas A&M) | 9/17/16 |
| PBU .....     | 1 2x (last: LSU)         | 9/24/16 |

### 31 • JAVARIS DAVIS

|               |                        |         |
|---------------|------------------------|---------|
| Tackles ..... | 5 at Mississippi St.   | 10/8/16 |
| TFL .....     | 1.0 at Mississippi St. | 10/8/16 |
| PBU .....     | 2 Texas A&M            | 9/17/16 |
| INT .....     | 1 ULM                  | 10/1/16 |

### 13 • T.J. DAVIS

|               |                      |          |
|---------------|----------------------|----------|
| Tackles ..... | 2 3x (last: Samford) | 11/22/14 |
| TFL .....     | 0.5 Texas A&M        | 11/8/14  |
| PBU .....     | 1 Texas A&M          | 11/8/14  |

### 20 • JEREMIAH DINSON

|               |                  |        |
|---------------|------------------|--------|
| Tackles ..... | 4 vs. Louisville | 9/5/15 |
|---------------|------------------|--------|

### 25 • AUSTIN DUPPER

|               |                |         |
|---------------|----------------|---------|
| Tackles ..... | 1 Arkansas St. | 9/10/16 |
|---------------|----------------|---------|

### 23 • JOHNATHAN FORD

|                    |                            |          |
|--------------------|----------------------------|----------|
| Tackles .....      | 14 3x (last: Ole Miss)     | 10/31/15 |
| INT .....          | 1 5x (last: Idaho)         | 11/21/15 |
| Sacks .....        | 1.0 at Kentucky            | 10/15/15 |
| TFL .....          | 1.5 2x (last: LSU)         | 9/24/16  |
| PBU .....          | 3 ULM                      | 10/1/16  |
| FF .....           | 1 3x (last: San Jose' St.) | 10/3/15  |
| FR .....           | 1 ULM                      | 10/1/16  |
| Career Sacks ..    | 1.5                        |          |
| Rush Attempts ..   | 4 Florida Atlantic         | 10/26/13 |
| Rush Yards .....   | 45 Western Carolina        | 10/12/13 |
| Rush Long .....    | 38 Western Carolina        | 10/12/13 |
| Rush TDs .....     | 1 Western Carolina         | 10/12/13 |
| Kick Returns ..... | 2 5x (last: Idaho)         | 11/21/15 |

|                |                  |          |
|----------------|------------------|----------|
| KR Yards ..... | 81 San Jose' St. | 10/3/15  |
| KR Long .....  | 58 San Jose' St. | 10/3/15  |
| AP Yards ..... | 114 Idaho        | 11/21/15 |

### 4 • JEFF HOLLAND

|                 |                           |          |
|-----------------|---------------------------|----------|
| Tackles .....   | 3 2x (last: at Miss. St.) | 10/8/16  |
| TFL .....       | 1.0 2x (last: Memphis)    | 12/30/15 |
| Sacks .....     | 1.0 vs. Memphis           | 12/30/15 |
| FF .....        | 1 at Arkansas             | 10/24/15 |
| FR .....        | 1 LSU                     | 9/24/16  |
| Career Sacks .. | 1.0                       |          |

### 15 • JOSHUA HOLSEY

|                  |                        |          |
|------------------|------------------------|----------|
| Tackles .....    | 11 at Kansas State     | 9/18/14  |
| Interceptions .. | 1 2x (last: Clemson)   | 9/3/16   |
| TFL .....        | 1.0 2x (last: Alabama) | 11/24/12 |
| PBU .....        | 2 Clemson              | 9/3/16   |

### 10 • PAUL JAMES III

|               |               |         |
|---------------|---------------|---------|
| Tackles ..... | 2 Texas A&M   | 9/17/16 |
| TFL .....     | 1.0 Texas A&M | 9/17/16 |
| PBU .....     | 1 Clemson     | 9/3/16  |

### 94 • DEVAROE LAWRENCE

|                 |                        |         |
|-----------------|------------------------|---------|
| Tackles .....   | 6 at LSU               | 9/19/15 |
| TFL .....       | 1.0 3x (last: Clemson) | 9/3/16  |
| Sacks .....     | 0.5 vs. Louisville     | 9/5/15  |
| Career Sacks .. | 0.5                    |         |

### 55 • CARL LAWSON

|                 |                             |         |
|-----------------|-----------------------------|---------|
| Tackles .....   | 6 Ole Miss                  | 10/5/13 |
| Sacks .....     | 2.0 3x (last: at Miss. St.) | 10/8/16 |
| TFL .....       | 3.5 Ole Miss                | 10/5/13 |
| FF .....        | 1 2x (last: at Miss. St.)   | 10/8/16 |
| Career Sacks .. | 11.0                        |         |

### 28 • TRAY MATTHEWS

|                  |                      |          |
|------------------|----------------------|----------|
| Tackles .....    | 12 at Auburn         | 11/16/13 |
| TFL .....        | 1.0 2x (last: Idaho) | 11/21/15 |
| PBU .....        | 2 North Texas        | 3/21/13  |
| Interceptions .. | 1 3x (last: Memphis) | 12/30/15 |
| FF .....         | 1 2x (last: Idaho)   | 11/21/15 |

### 17 • TJ NEAL

|                  |                             |          |
|------------------|-----------------------------|----------|
| Tackles .....    | 17 Northwestern             | 11/28/15 |
| TFL .....        | 4.0 Northwestern            | 11/28/15 |
| Sacks .....      | 1.0 2x (last: Northwestern) | 11/28/15 |
| PBU .....        | 1 5x (last: at Iowa)        | 10/10/15 |
| Interceptions .. | 1 at Nebraska               | 9/27/14  |
| FF .....         | 1 at Minnesota              | 10/25/14 |
| Career Sacks ..  | 2.0                         |          |

### 14 • STEPHEN ROBERTS

|               |                           |          |
|---------------|---------------------------|----------|
| Tackles ..... | 7 Georgia                 | 11/14/15 |
| TFL .....     | 0.5 Arkansas St.          | 9/10/16  |
| PBU .....     | 1 5x (last: at Miss. St.) | 10/8/16  |
| INT .....     | 1 at Mississippi St.      | 10/8/16  |

### 19 • NICK RUFFIN

|               |                        |         |
|---------------|------------------------|---------|
| Tackles ..... | 10 Clemson             | 9/3/16  |
| TFL .....     | 1.0 Texas A&M          | 9/17/16 |
| PBU .....     | 2 2x (last: Texas A&M) | 9/17/16 |

### 95 • DONTAVIUS RUSSELL

|                 |                    |          |
|-----------------|--------------------|----------|
| Tackles .....   | 7 at Arkansas      | 10/24/15 |
| Sacks .....     | 1.5 vs. Louisville | 9/5/15   |
| TFL .....       | 2.5 vs. Louisville | 9/5/15   |
| FR .....        | 1 San Jose' St.    | 10/3/15  |
| PBU .....       | 1 Ole Miss         | 10/31/15 |
| Career Sacks .. | 1.5                |          |

### 36 • MICHAEL SHERWOOD

|               |         |          |
|---------------|---------|----------|
| Tackles ..... | 2 Idaho | 11/21/15 |
| PBU .....     | 1 Idaho | 11/21/15 |

### 90 • MAURICE SWAIN

|               |                           |         |
|---------------|---------------------------|---------|
| Tackles ..... | 3 2x (last: at Miss. St.) | 10/8/16 |
| PBU .....     | 1 at Texas A&M            | 11/7/15 |

### 26 • MARSHALL TAYLOR

|               |                    |          |
|---------------|--------------------|----------|
| Tackles ..... | 9 at Wisconsin     | 9/12/15  |
| INT .....     | 1 3x (last: Akron) | 11/14/15 |
| PBU .....     | 2 Ohio             | 11/25/14 |

### 24 • DANIEL THOMAS

|               |                      |         |
|---------------|----------------------|---------|
| Tackles ..... | 2 at Mississippi St. | 10/8/16 |
| PBU .....     | 1 Arkansas St.       | 9/10/16 |

### 47 • CAMERON TONEY

|               |          |         |
|---------------|----------|---------|
| Tackles ..... | 3 at LSU | 9/19/15 |
|---------------|----------|---------|

### 97 • GARY WALKER

|               |         |         |
|---------------|---------|---------|
| Tackles ..... | 1 ULM   | 10/1/16 |
| TFL .....     | 1.0 ULM | 10/1/16 |
| Safety .....  | 1 ULM   | 10/1/16 |

### 79 • ANDREW WILLIAMS

|                 |                    |         |
|-----------------|--------------------|---------|
| Tackles .....   | 3 Arkansas St.     | 9/10/16 |
| Sacks .....     | 1.0 2x (last: LSU) | 9/24/16 |
| TFL .....       | 1.0 2x (last: LSU) | 9/24/16 |
| Career Sacks .. | 3.0                |         |

### 49 • DARRELL WILLIAMS

|               |                             |         |
|---------------|-----------------------------|---------|
| Tackles ..... | 6 2x (last: Arkansas St.)   | 9/10/16 |
| TFL .....     | 0.5 2x (last: at Miss. St.) | 10/8/16 |
| FF .....      | 1 Clemson                   | 9/3/16  |

### 30 • TRE' WILLIAMS

|                 |                  |          |
|-----------------|------------------|----------|
| Tackles .....   | 10 at LSU        | 9/19/15  |
| TFL .....       | 1.5 Arkansas St. | 9/10/16  |
| Sacks .....     | 1.0 Arkansas St. | 9/10/16  |
| FR .....        | 1 Idaho          | 11/21/15 |
| Career Sacks .. | 1.0              |          |

## SPECIALISTS

### 39 • DANIEL CARLSON

|                   |                           |          |
|-------------------|---------------------------|----------|
| FG Attempts ..... | 6 LSU                     | 9/24/16  |
| FGs Made .....    | 6 LSU                     | 9/24/16  |
| Career Long ..... | 56 vs. Louisville         | 9/5/15   |
| FG Blocked .....  | 2 last: ULM               | 10/1/16  |
| Touchbacks .....  | 7 3x (last: at Miss. St.) | 10/8/16  |
| Punts .....       | 6 at Miss. State          | 10/11/14 |
| Punt Avg .....    | 53.3 Arkansas             | 8/30/14  |
| Long Punt .....   | 62 Arkansas               | 8/30/14  |
| Inside 20 .....   | 2 5x (last: Wisconsin)    | 1/1/15   |
| Rush Attempts ..  | 1 Arkansas St.            | 9/10/16  |
| Rush Yards .....  | 20 Arkansas St.           | 9/10/16  |
| Rush TDs .....    | 1 Arkansas St.            | 9/10/16  |
| Rush Long .....   | 20 Arkansas St.           | 9/10/16  |

### 91 • KEVIN PHILLIPS

|                 |                      |          |
|-----------------|----------------------|----------|
| Punts .....     | 7 Texas A&M          | 9/17/16  |
| Punt Avg .....  | 50.0 at LSU          | 9/19/15  |
| Long Punt ..... | 68 Clemson           | 9/3/16   |
| Inside 20 ..... | 3 2x (last: Alabama) | 11/28/15 |

### 43 • IAN SHANNON

|                  |                |         |
|------------------|----------------|---------|
| Punts .....      | 2 Texas A&M    | 9/17/16 |
| Punt Avg .....   | 27.5 Texas A&M | 9/17/16 |
| Long Punt .....  | 33 Texas A&M   | 9/17/16 |
| Inside 20 .....  | 1 Texas A&M    | 9/17/16 |
| Touchbacks ..... | 2 ULM          | 10/1/16 |

### AUBURN COACHING STAFF SPEED ROSTER



**Gus Malzahn**  
Head Coach



**Rodney Garner**  
Associate Head Coach/  
Defensive Line



**Rhett Lashlee**  
Offensive Coordinator/  
Quarterbacks



**Kevin Steele**  
Defensive Coordinator  
***PRESS BOX***



**Kodi Burns**  
Co-Offensive Coordinator/  
Wide Receivers



**Scott Fountain**  
Special Teams/Tight Ends



**Herb Hand**  
Offensive Line  
***PRESS BOX***



**Tim Horton**  
Running Backs



**Wesley McGriff**  
Secondary



**Travis Williams**  
Linebackers