



# 2016 AUBURN FOOTBALL

AUBURN ATHLETICS COMMUNICATIONS: 392 SOUTH DONAHUE DRIVE || AUBURN, AL 36830 || AUBURNTIGERS.COM || @AUBURNTIGERS

## 2016 SCHEDULE/RESULTS

3-2, 1-1 SEC

DATE	OPPONENT			
Sept. 3	#2 CLEMSON	L, 19-13	ESPN	
Sept. 10	ARKANSAS ST.	W, 51-14	SECN	
Sept. 17	#17 TEXAS A&M*	L, 29-16	ESPN	
Sept. 24	#18 LSU*	W, 18-13	ESPN	
Oct. 1	ULM	W, 58-7	SECN	
Oct. 8	at Mississippi St.*	11 am	SECN	
Oct. 22	ARKANSAS*	TBA	TBA	
Oct. 29	at Ole Miss*	TBA	TBA	
Nov. 5	VANDERBILT*	TBA	TBA	
Nov. 12	at Georgia*	TBA	TBA	
Nov. 19	ALABAMA A&M	TBA	TBA	
Nov. 26	at Alabama*	TBA	TBA	

All times Central - home games in CAPS - \* SEC game

### TV: SEC NETWORK

- » **Play-by-Play** ..... Ton Hart
- » **Analyst** ..... Stan White
- » **Sideline Reporter** ..... Cole Cubelic
- » **Online:** WatchESPN

### RADIO: AUBURN SPORTS NETWORK

- » **Play-by-Play** ..... Rod Bramblett
- » **Analyst** ..... Stan White
- » **Sideline** ..... Ronnie Brown
- » **Locker Room** ..... Andy Burcham
- » **Studio Host** ..... Paul Ellen
- » **Local** ..... WTGZ 93.9 FM
- » **Satellite** ..... Sirius 83/XM 190
- » **Online:** AuburnTigers.com | TuneIn App

### SOCIAL: #WAREAGLE

- » Official Twitter ..... @FootballAU

### AUBURN ATHLETICS COMMUNICATIONS

KIRK SAMPSON ..... Associate AD  
 ..... kirk@auburn.edu  
 SHELLY POE ..... Assistant AD/Primary Contact  
 ..... slp0019@auburn.edu  
 TAYLOR BRYAN ..... Asst. Director  
 ..... taylor.bryan@auburn.edu  
 DAN FROELICH ..... Assoc. Director  
 ..... danf@auburn.edu

Web ..... AuburnTigers.com  
 Twitter ..... @FootballAU  
 Office Phone ..... (334) 844-9800



## MISSISSIPPI STATE

Oct. 8, 2016 • 11:00 a.m. CT • SEC Network  
Starkville, Miss. • Davis Wade Stadium



VS.



Site ..... Davis Wade Stadium (61,337)  
 TV ..... SEC Network  
 Radio ..... Auburn Sports Network  
 Live Stats ..... AuburnTigers.com  
 Twitter ..... @FootballAU  
 Series Record ..... AU, 61-26-2  
 In Starkville ..... AU, 12-6-1  
 Last Result ..... MSU 17, Auburn 6 (2015)

	AUBURN	MISS ST
Rankings.....	RV	not ranked
2016 Record .....	3-2, 1-1 (SEC)	2-2, 1-1 (SEC)
Head Coach.....	Gus Malzahn	Dan Mullen
Record at AU (Yrs.) .....	30-15 (4th)	Record at MSU (Yrs.) ..... 57-37 (8th)

### FOOTBALL VISITS MISSISSIPPI STATE

» Auburn visits Mississippi State on Saturday, October 8, at Davis Wade Stadium (61,337) in Starkville, Miss.; the SEC Network will televise the 11:00 a.m. CT matchup. The contest will be Auburn's first road game of the 2016 campaign.

Auburn is 79-38-6 all-time in road openers and 369-341-39 all-time in all games played away from Auburn. The Tigers have won eight of their last 12 road openers. October 8 is the latest date for an Auburn road opener since 2005, when the Tigers played their first road game October 15 at Arkansas that season.

### SERIES HISTORY

» The Tigers hold a 61-26-2 (.691) record all-time against Mississippi State and have won five of the last eight matchups against the Bulldogs.

Auburn has a 28-7 advantage in all games played at Auburn, a 12-6-1 lead in all games played at Starkville, and a 21-13-1 advantage in games played at neutral sites. Those include Birmingham, Ala. (AU leads 14-11-1); Columbus, Miss. (AU leads 1-0); Jackson, Miss. (AU leads 5-2); and Montgomery, Ala. (AU leads 1-0). Three of Auburn's last six games versus Mississippi State have come down to the final drive of the game.

### SEC NUMBERS

» In all-time SEC play, Auburn holds a 305-242-18 mark back through 1933. In SEC games played in Auburn, the Tigers are 126-57-6 all-time; away from Auburn, the Tigers are 179-185-12 overall.

Auburn is 42-35-6 all-time in SEC road openers. The Tigers have won 16 of their last 20 SEC road openers back through 1996.

### KICKOFF COVERAGE

» In 2016, eight different Auburn receivers have caught a pass of at least 20 yards and six different players have a 20+-yard rush

» The Auburn defense ranks fourth in the SEC and 24th nationally in opponent 3rd-down percentage (30.3)

» Auburn has held five of its last six opponents to less than 20 points

» Two of the top four total offense games in Auburn history have come this season: Arkansas State 706, ULM 688

» Auburn is the only SEC team with two players in the conference top 10 in rushing (Kamryn Pettway and Kerryon Johnson)

» At 34.2 ypg, the Tigers have the fewest penalty yards in the SEC and the eighth fewest nationally

» Daniel Carlson tied an Auburn and SEC record going 6-for-6 on field goal attempts in the LSU win. He has hit 113 consecutive PAT, the second longest string in Auburn history







» 17 of senior Tony Stevens' 21 receptions in 2016 have gone for a first down or touchdown

» Auburn's freshmen and sophomores have combined for 2,108 of the Tigers' 2,443 yards of total offense this season (86.3%)

» Kamryn Pettway has rushed 30 times on first down for 240 yards and a touchdown, an average of 8.0 yards per carry, fourth in the SEC.

» Gus Malzahn is the eighth coach in Auburn history to win 30 games, and the fourth fastest to reach that mark

» The Tigers' 36 first downs against ULM, third-most in AU history and 9th-best in SEC records, were the most since 2002 and just three shy of the school record

	<b>vs. #2 Clemson</b> Sept. 3 Auburn, Ala. L, 19-13 ESPN	Defense held Clemson to lowest point total since 2014 ... Kerryon Johnson 9-yd TD run ... Auburn used Sean White, Jeremy Johnson, John Franklin III in rotation at QB ... Daniel Carlson 53, 32 FG ... Josh Holsey INT ... Darrell Williams forced fumble, Derrick Brown recovery ... 7 first-time starters, 17 first-time players for Auburn
	<b>vs. Arkansas St.</b> Sept. 10 Auburn, Ala. W, 51-14 SECN	Tigers post 706 yds total offense ... Kamryn Pettway (152), Kerryon Johnson (124, 2 TD) first 100-yd rush games ... Daniel Carlson scores 21 pts (3 FG, 6 PAT, 1 20-yd rush TD on fake FG) ... 10 different receivers w/catch from Sean White (17-23, 244 yds, 3 TD) ... Nine scoring drives averaged 2:47 each ... Rudy Ford 10 tackles
	<b>vs. #17 Texas A&amp;M</b> Sept. 17 Auburn, Ala. L, 29-16 ESPN	Kamryn Pettway rushes for 100+ yards for the second-straight game ... Pettway scores first career touchdown ... Defense holds Texas A&M to 2-of-15 on 3rd down, best since LSU 0-for-13 in 2014 ... Kerryon Johnson TD in four straight ... Tony Stevens career bests 8 rec., 86 yards ... Montravius Adams 7th career sack
	<b>vs. #18 LSU</b> Sept. 24 Auburn, Ala. W, 18-13 ESPN	Daniel Carlson ties Auburn and SEC record with 6 made field goals ... Sean White 19-26 passing for 234 yds ... Tony Stevens 4 catches for 58 yds ... Kerryon Johnson 182 all-purpose yds ... Carl Lawson 2 sacks ... Tray Matthews team-best 9 tackles ... first home win for unranked AU team vs. ranked opponent since 2013
	<b>vs. ULM</b> Oct. 1 Auburn, Ala. W, 58-7 SEC N	36 first downs most since 2002 ... Kerryon Johnson 146 rush yds, 2 TD ... Tony Stevens 109 rec yds, TD ... Sean White 14-17, 239 yds, 2 pass & 1 rush TD ... TD runs: John Franklin III, Malik Miller ... TD catches: Kyle Davis, Nate Craig-Myers ... Javaris Davis INT ... Tre' Williams 9 tackles ... Montravius Adams sack and FG block
	<b>at Mississippi St.</b> Oct. 8 Starkville, Miss. 11 a.m. SECN	2016 road opener ...
	<b>vs. Arkansas</b> Oct. 22 Auburn, Ala. Time TBA TV TBA	Tigers return to action after open date ...
	<b>at Ole Miss</b> Oct. 29 Oxford, Miss. Time TBA TV TBA	
	<b>vs. Vanderbilt</b> Nov. 5 Auburn, Ala. Time TBA TV TBA	Military Appreciation Day ...
	<b>at Georgia</b> Nov. 12 Athens, Ga. Time TBA TV TBA	The Deep South's Oldest Rivalry ...
	<b>vs. Alabama A&amp;M</b> Nov. 19 Auburn, Ala. Time TBA TV TBA	Home finale ... Senior Day ...
	<b>at Alabama</b> Nov. 26 Tuscaloosa, Ala. Time TBA TV TBA	The 81st Iron Bowl ...



**STUDENT-ATHLETE EXPERIENCE: ACADEMICS**

**THE GRADUATES**

» Ten players on the 2016 Auburn roster have already received bachelor's degrees:

- Alex Kozan (finance; 5/2015)
- Xavier Dampeer (public administration; 12/2015)
- T.J. Davis (public administration; 12/2015)
- Austin Dupper (engineering; 5/2016)
- Joshua Holsey (public administration; 5/2016)
- Devaroe Lawrence (public administration; 5/2016)
- T.J. Neal (sport management, Illinois; 5/2016)
- Marshall Taylor (sport leadership, Miami; 5/2016)
- Daniel Carlson (finance; 8/2016)
- Marcus Davis (communication; 8/2016)

**NFF CAMPBELL TROPHY**

» Alex Kozan is one of 156 semifinalists for the William Campbell Trophy, recognizing the top senior scholar-athlete in college football. The National Football Foundation will announce 12-14 finalists November 1, and each of them will receive an \$18,000 postgraduate scholarship as a member of the NFF National Scholar-Athlete Class, presented by Fidelity Investments.

**SEC HONOR ROLL**

» There were 24 Auburn representatives on the SEC Academic Honor Roll for the 2015 season, including current team members Daniel Carlson, Tyler Carr, Chandler Cox, Austin Dupper, Austin Golson, Alex Kozan, Kevin Phillips, Ike Powell, Dontavius Russell, Braden Smith, Tyler Stovall, Keenan Sweeney and Tre' Williams. Team members had a 3.0 GPA for the previous school year or a cumulative 3.0 GPA or higher.

**ACADEMIC TOP TIGERS**

» Academic Top Tigers are student-athletes who post a 3.0 GPA or higher in either semester of a school year. The 2015-16 list recognized 43 members of the football team, including Daniel Carlson, Tyler Carr, Byron Cowart, Chandler Cox, Carlton Davis, Deshaun Davis, Jeremiah Dinson, Austin Dupper, Austin Golson, Marquel Harrell, Jalen Harris, Mike Horton, Jaunta'vius Johnson, Kerryon Johnson, Kaleb Kim, Griffin King, Alex Kozan, Raymond Lester, Richard McBryde, Ryan Meneely, Kevin Phillips, Ike Powell, Dontavius Russell, Ian Shannon, Bailey Sharp, Josh Shockley, Braden Smith, Tyler Stovall, Keenan Sweeney, Prince Tega Wanogho, Darrell Williams and Tre' Williams from the current squad.

**SEC FIRST-YEAR ACADEMIC HONOR ROLL**

» Auburn football had seven representatives on the 2015-16 SEC First-Year Academic Honor Roll, recognizing freshmen and transfer student-athletes with a cumulative 3.0 GPA or higher. Current team members honored included Marquel Harrell, Mike Horton, Kerryon Johnson, Raymond Lester, Ryan Meneely, Ian Shannon and Prince Tega Wanogho.

**IN OCTOBER**

» Auburn is 307-159-18 (.654) all-time in the month of October, and has won 17 of its last 26 October contests. Auburn's all-time home record in October is 170-34-3 (.827). Away from Auburn, the Tigers are 137-125-15 (.522) during the month of October.

**WHEN SCORING 20+ AND 30+**

» Since 2001, Auburn is 117-21 (.848) when scoring 20 or more points in a game. Dating back to 1993, Auburn is 173-29-1 (.855) when scoring 20 or more points. All-time, Auburn is now 319-9 (.9732) when scoring 30 points.

**700 YARDS TOTAL OFFENSE**

» Auburn's 706 yards of total offense against Arkansas State were the second-most in school history (record: 712 vs. Western Carolina, 2013).

Auburn's 452 yards of offense in the first half were the most for the Tigers in a first half since racking up 484 in 2010 vs. Chattanooga. It was the third time under Malzahn for Auburn to amass 400+ yards in a first half (2013 vs. Florida Atlantic & Western Carolina).

» Auburn is one of seven FBS teams to amass 700 yards total offense in 2016 and one of only four FBS teams to do it vs. another FBS team. Auburn's 462 rushing yards vs. Arkansas State are the fourth-best rushing output by a FBS team in 2016, and the Tigers' 410 rushing yards against ULM ranks 14th nationally.

Teams with 700 yards total offense: Louisville (845 vs. Syracuse); Ohio State (776 vs. Bowling Green); Texas Tech (758 vs. SFA); Louisiana Tech (727 vs. South Carolina State); Auburn (706 vs. Arkansas State); Troy (706 vs. Austin Peay); Southern Miss (702 vs. Rice).

**ON THE RUN**

» Auburn has produced a 100-yard rusher in 32 of 45 games under head coach Gus Malzahn. Nine different Tigers have rushed for 100 yards in a game under Malzahn (41 100-yard rushing

performances). Auburn's record with a 100-yard rusher during the Malzahn era is 24-8; with two 100-yard rushers in the same game, it's 9-0.

» Auburn's 462 rushing yards vs. Arkansas State were the fourth-most in school history and the most since rushing for 545 yards in the 2013 SEC Championship vs. Missouri. It's the fourth-best team rushing performance nationally this season.

» Auburn had two 100-yard rushers against Arkansas State (Kamryn Pettway, 152; Kerryon Johnson, 124 with 2 TD). The last time Auburn had a pair of 100-yard rushers was vs. South Carolina in 2014.

It was the first career 100-yard rushing game for both players. The last time two Auburn players shared their first career 100-yard rushing nights: 1982 vs. Wake Forest (Bo Jackson, 123; Lionel James, 118).

» Sophomore Kamryn Pettway tallied his second straight 100-yard rushing performance against Texas A&M with 123 yards, the first Tiger with consecutive 100+ yard performances on the ground since Peyton Barber (2015).

» Pettway has rushed 30 times on first down through four games for 240 yards and a touchdown, an average of 8.0 yards per carry.

» Sophomore Kerryon Johnson shows 102 rushes, 517 yards and an SEC-high six touchdowns this season, all eclipsing his 2015 totals. He scored in four straight games between the Birmingham Bowl and Texas A&M - the first time at Auburn since Cameron Artis-Payne did it in five straight in 2014.

Johnson surpassed 1,000 career all-purpose yards with a 20-yard rush in the second quarter against Texas A&M. With his 146-yard rushing performance against ULM, Johnson now has 725 career rushing and 1,408 all-purpose yards.

**AUBURN BY THE NUMBERS**

Category	2016	Under Malzahn
Record	3-2	30-15
SEC	1-1	14-12
West	1-1	10-10
East	0-0	4-2
Non-Conf	2-1	15-3
Home	3-2	20-7
Away	0-0	7-6
Neutral	0-0	3-2
Day	1-0	14-8
Night	2-2	16-7
TV Games	3-2	29-15
ABC	0-0	0-0
CBS	0-0	5-5
ESPN	1-2	7-7
ESPN2	0-0	3-2
ESPNU	0-0	3-0
FSN	0-0	2-0
SEC Network	2-0	9-1
Scoring first	3-2	23-4
Opp scoring first	0-0	7-10
Leading at half	3-0	23-4
Trailing at half	0-2	4-10
Tied at half	0-0	3-1
Leading after 3Q	2-0	25-2
Trailing after 3Q	1-2	3-12
Tied after 3Q	0-0	2-1
Overtime Games	0-0	1-2
Scoring <20 pts	1-2	1-7
Scoring 20+ pts	2-0	29-6
Scoring 30+ pts	2-0	24-5
Scoring 40+ pts	2-0	14-2
Allowing <20 pts	3-1	14-2
Allowing 20+ pts	0-0	17-12
Allowing 30+ pts	0-0	6-9
Rushing for <100 yds	0-1	0-2
Rushing for 100+ yds	3-1	30-13
Rushing for 200+ yds	2-1	24-8
Rushing for 300+ yds	2-0	13-1
Passing for 200+ yds	3-0	15-8
Passing for 300+ yds	0-0	1-1
Totalling <300 yds	0-1	0-5
Totalling 300+ yds	3-1	30-10
Totalling 400+ yds	2-0	21-8
Totalling 500+ yds	2-0	11-2
Allowing <100 yds	0-0	0-0
Allowing <300 yds	1-0	7-1
Allowing 300+ yds	2-2	23-14
Having 100-yd rusher	2-1	24-8
Having 2 100-yd rushers	1-0	9-0
Having 100-yd receiver	1-0	10-3
Opp 100-yd rusher	1-2	10-10
Opp 100-yd receiver	0-1	10-6
No turnovers	0-0	7-2
<3 turnovers	3-1	23-8
3+ turnovers	0-1	4-6
No takeaways	1-1	4-5
<3 takeaways	2-2	21-10
3+ takeaways	0-0	8-3
Win turnover battle	1-0	15-4
Lost turnover battle	0-3	9-8
Turnovers even	1-0	6-3
30:00+ possession	3-1	14-6
<30:00 possession	0-1	16-9

**STUDENT-ATHLETE EXPERIENCE: COMMUNITY SERVICE**

» As part of a summer-long internship, Montravius Adams spent a week in July volunteering in Chicago with Camp iCare, a program started in 2009 as a joint venture between the Women's Philanthropy Board and the Early Learning Center at Auburn, instilling financial know-how combined with philanthropic responsibility.





## NATIONAL POLLS

## ASSOCIATED PRESS POLL (Oct. 2)

Rk.	School	Record	Points
1	<b>Alabama</b>	<b>5-0</b>	<b>1514</b>
2	Ohio State	4-0	1451
3	<b>Clemson</b>	<b>5-0</b>	<b>1403</b>
4	Michigan	5-0	1334
5	Washington	5-0	1234
6	Houston	5-0	1233
7	Louisville	4-1	1160
8	<b>Texas A&amp;M</b>	<b>5-0</b>	<b>1113</b>
9	Tennessee	5-0	1045
10	Miami	4-0	909
11	Wisconsin	4-1	882
12	Nebraska	5-0	821
13	Baylor	5-0	805
14	<b>Ole Miss</b>	<b>3-2</b>	<b>712</b>
15	Stanford	3-1	711
16	<b>Arkansas</b>	<b>4-1</b>	<b>528</b>
17	North Carolina	4-1	497
18	Florida	4-1	391
19	Boise State	4-0	385
20	Oklahoma	2-2	324
21	Colorado	4-1	276
22	West Virginia	4-0	240
23	Florida State	3-2	230
24	Utah	4-1	86
25	Virginia Tech	3-1	85

Also receiving votes: Western Michigan 76, UCLA 56, **LSU 49**, North Dakota State 46, **Auburn 46**, Georgia 42, Oklahoma State 41, TCU 26, Maryland 23, Air Force 17, San Diego State 10, Michigan State 7, South Florida 6, Arizona State 4, California 3, Indiana 3, Texas 1

## USA TODAY COACHES POLL (Oct. 2)

Rk.	School	Record	Points
1	<b>Alabama</b>	<b>5-0</b>	<b>1544</b>
2	Ohio State	4-0	1474
3	<b>Clemson</b>	<b>5-0</b>	<b>1437</b>
4	Michigan	5-0	1348
5	Houston	5-0	1256
6	Washington	5-0	1250
7	<b>Texas A&amp;M</b>	<b>5-0</b>	<b>1132</b>
8	Louisville	4-1	1105
9	Tennessee	5-0	1101
10	Miami	4-0	902
11	Baylor	5-0	876
12	Nebraska	5-0	860
13	Wisconsin	4-1	844
14	<b>Ole Miss</b>	<b>3-2</b>	<b>671</b>
15	Stanford	3-1	635
16	North Carolina	4-1	587
17	<b>Arkansas</b>	<b>4-1</b>	<b>525</b>
18	Florida	4-1	490
19	Boise State	4-0	341
20	West Virginia	4-0	309
21	Florida State	3-2	257
22	Oklahoma	2-2	228
23	Colorado	4-1	144
24	Utah	4-1	117
25	Western Michigan	5-0	86

Also receiving votes: **LSU 77**, Michigan State 71, Maryland 70, **Georgia 65**, Air Force 59, UCLA 50, Virginia Tech 50, Oklahoma State 43, TCU 32, South Florida 24, Arizona State 23, **Auburn 21**, Texas Tech 11, San Diego State 10, California 7, Indiana 3, Troy 3, Southern Miss 2, Southern Cal 2, South Alabama 2, Minnesota 2, Wake Forest 1, Appalachian State 1, Eastern Michigan 1, Middle Tennessee 1

» Gaining his first career carries vs. Arkansas State, Pettway (15 carries for 152 yards) was the first Auburn player to average at least 10 yards a carry since Nick Marshall at Tennessee in 2013 (14 carries for 214 yards). [min. 6 carries]

» John Franklin III's 80-yard TD run against ULM was Auburn's longest play of the season. It was the ninth-longest run in Auburn history and the second-longest ever by an Auburn QB (Phil Gargis 82 yds vs. Florida State, 1976). It was the longest run by an SEC QB this season.

» Auburn is among three schools with at least one 1,000-yard rusher per season from 2009-15, along with Oregon (9), Auburn (8) and Boise State (7). The Tigers' 1,000-yard rushers during that string: Ben Tate (2009), Cam Newton (2010), Michael Dyer (2010 and 2011), Tre Mason (2012 and 2013), Nick Marshall (2013), Cameron Artis-Payne (2014) and Peyton Barber (2015).

» FBS programs with two 1,000-yard rushers in multiple seasons since 2010 (FBS): Nevada (3), Auburn (2), Wisconsin (2).

## UNDERCLASS EXPLOSION

» Auburn's freshmen and sophomore skill position players have combined for 2,108 of the Tigers' 2,443 yards of total offense in the first five games of the season (86.3%).

» 18 of the Tigers' 29 explosive plays (plays of 20 or more yards) on offense have been credited to freshmen or sophomores.

» Sophomores Kamryn Pettway and Kerryon Johnson each have three rushes of 20 or more yards. Johnson also has two catches of 20+ yards. True freshman wideout Kyle Davis has three 20+-yard catches on the season.

## FIRST DOWNS

» Auburn leads the SEC and ranks 10th nationally with 129 first downs (25.8/gm), including 36 vs. ULM and 26 vs. Texas A&M. Auburn leads the SEC with 70 rushing first downs.

» The Tigers have gained 20 or more first downs in 34 of 45 games under Gus Malzahn, including 19 games with 25+ first downs. Under Malzahn, Auburn has averaged 23.0 first downs per game.

» Auburn's 58 first downs vs. Arkansas State (32) and Texas A&M (26) were its most in consecutive games since gaining 27 at Kentucky and 33 vs. Mississippi State in 1995.

## QB SEAN WHITE

» Against ULM, Sean White was 14-17 passing for 239 yards and two touchdowns, his sixth 200-yard passing game. White also scored his first rushing TD in the ULM win.

» White has 16 completions of 20+ yards this season, compared to 13 last year. He leads the SEC in completion percentage (.684)

» Going 17-23 with three TD passes for 244 passing and 304 total yards against Arkansas State, White was the first Auburn QB to complete at least 70 percent of his passes with at least three passing TDs and at least 300 yards of total offense since Cam Newton vs. Chattanooga (15-21, 4 passing TDs, 341 total offense yds) in 2010.

» White has had 99 straight pass attempts without an interception, dating back through the season opener.

» In his last four games, White is 68-93 (73.1%) for 843 yards and six scores (1 rush TD). His QB rating over that span is 167.0.

» In the opening quarter of games this season, White has been 23-26 (88.5%) passing for 287 yards.

» White is 161-257 passing (.626) in 13 career games (with 11 starts), throwing for 2,149 yards with six TD and five career interceptions. He's 6-5 as a starter.

## THE RECEIVING CORPS

» Senior Tony Stevens had a career day against Texas A&M with eight receptions for 86 yards. He has 21 receptions for 344 yards on the year with three scores, surpassing his previous season high (14, 2015).

A team-high 17 of Stevens' 21 receptions on the season have gone for a first down or TD.

Stevens had the first two-TD game of his career vs. Arkansas State. He had two touchdowns in his career previously. Stevens notched his first 100-yard receiving game with 109 yards on four catches vs. ULM.

» In the last four games, Stevens is averaging 82 ypg, with 20 catches and three scores. Auburn is 4-0 when he scores a TD.

» True freshman Kyle Davis' first two career catches went for more than 40 yards: a 43-yard reception vs. Clemson and a 42-yard one-hander vs. Arkansas State. Davis is the first Auburn freshman with a 40-yard reception since 2002 (Devin Aromashadu, Ben Obomanu, Anthony Mix). He added a 48-yard TD reception against ULM and has seven receptions for 178 yards (25.4 avg.) for the season.

» Sophomore Ryan Davis has made five catches in each of the last three games: for 36 yards against Texas A&M, for 31 yards against LSU; and a career-best 56 yards against ULM.

» Sophomore Will Hastings hauled in his first career reception – an 8-yard catch - in the first quarter vs. Clemson, giving Auburn its initial first down of the game. Hastings' three receptions against Clemson led to two third-down and a fourth-down conversion.

Hastings got his first career score against Arkansas State. The first five catches of his career resulted in a first down.

» Ten different Auburn receivers caught passes against Arkansas St.; the last time 10 different players caught passes for Auburn in a game came in 2012 vs. Arkansas.

**DEFENSE STEPS UP**

» Auburn has not allowed multiple TD in a half yet this season and has only allowed multiple TD in a game twice this season (Arkansas State, Texas A&M).

The eight TD allowed (4 rush, 4 pass) by the Auburn defense are the fewest allowed through 5 games since the 2008 season (1 rush, 5 pass).

» The Auburn defense ranks fourth in the Southeastern Conference on third down, allowing an opponent success rate of just 30.3 percent.

» The Auburn defense has defended 76 third-down attempts this season; 40 of those were 3rd-and-7 or longer. The opponent has only converted on those eight times (20.0%).

» Auburn is holding its opponents to just 5-18 (.278) in the second quarter and 2-17 (.118) in the third quarter (7-35 combined, .111).

» The Tigers held Texas A&M to 2-15 (13.3%) on third downs, the lowest since holding LSU to 0-13 in 2014.

» Four of Auburn's five opponents have been held to 20 points or fewer this season. Auburn's opponents have scored just 82 points, the third best scoring defense through four games of the last 10 years (48 points vs. in 2008, 72 points vs. in 2014).

» Against Arkansas State, Texas A&M and ULM, the Auburn defense did not allow a point on drives that included tackles for loss. The Tigers have 29.0 TFL on the season, led by Rudy Ford with 3.5. Auburn had 8.0 TFL and 4.0 sacks against LSU.

**TOP TACKLERS**

» Three current Auburn players have totaled more than 100 career tackles each at Auburn: Johnathan "Rudy" Ford (247), Montravius Adams (122) and Joshua Holsey (102). Ford has led the team in tackles 10 times in his career.

» Ford now ranks seventh among tacklers at Auburn since 2004 (when press box defensive stats were first official), tied with Kris Frost (247 from 2012-15). Next is former NFL veteran Will Herring (250 from 2002-06).

» Safety Tray Matthews was Auburn's top tackler with nine stops vs. LSU. Linebackers Deshaun Davis and Tre' Williams led the team in tackles against Texas A&M with six each.

Tre' Williams was Auburn's leading tackler against ULM with nine stops. Safety Nick Ruffin was the leading tackler in the season opener against Clemson with a career-best 10 tackles.

» Five current players have at least one career double-figure tackle game to their credit:  
 Johnathan Ford (9)  
 Carlton Davis (1)  
 Joshua Holsey (1)  
 Nick Ruffin (1)  
 Tré Williams (1)

**STUDENT-ATHLETE EXPERIENCE: WELLNESS KITCHEN**

» Auburn's Wellness Kitchen offers all-you-care-to-eat dining, featuring various action stations, a pizza oven, a carving station, a hot line with fresh meats and vegetables, a salad bar and a smoothie station.



**SEC STANDINGS**

**WEST STANDINGS**

	SEC	Pct.	Overall	Pct.
Texas A&M	3-0	1.000	5-0	1.000
Alabama	2-0	1.000	5-0	1.000
LSU	2-1	.667	3-2	.600
Auburn	1-1	.500	3-2	.600
Ole Miss	1-1	.500	3-2	.600
Mississippi State	1-1	.500	2-2	.500
Arkansas	0-1	.000	4-1	.800

**EAST STANDINGS**

	SEC	Pct.	Overall	Pct.
Tennessee	2-0	1.000	5-0	1.000
Florida	2-1	.667	4-1	.800
Georgia	1-2	.333	3-2	.600
Kentucky	1-2	.333	2-3	.400
South Carolina	1-3	.250	2-3	.400
Missouri	0-2	.000	2-3	.400
Vanderbilt	0-2	.000	2-3	.400

**SEC Games/Saturday, October 8**

Auburn at Mississippi State  
 LSU at Florida  
 Tennessee at Texas A&M  
 Alabama at Arkansas  
 Vanderbilt at Kentucky  
 Georgia at South Carolina

**SEC Results/Saturday, October 1**

Auburn 58, ULM 7  
 Florida 13, Vanderbilt 6  
 Arkansas 52, Alcorn State 10  
 Tennessee 34, Georgia 31  
 Texas A&M 24, South Carolina 13  
 Alabama 34, Kentucky 6  
 Ole Miss 48, Memphis 28  
 LSU 42, Missouri 7

**2016 AUBURN FIRSTS**

**FIRST START (8):** Xavier Dampeer, Marlon Davidson, Deshaun Davis, Javaris Davis, Ryan Davis, Darius James, Darius Slayton, Darrell Williams

**TRUE FRESHMEN DEBUTS (10):** Marlon Davidson, Nate Craig-Myers, Derrick Brown, Kyle Davis, John Broussard, Tre Threat, Kam Martin, Eli Stove, Daniel Thomas, Malik Miller

**REDSHIRT FRESHMEN DEBUTS (15):** Darius Slayton, Javaris Davis, Mike Horton, Tyler Carr, Griffin King, Ian Shannon, Richard McBryde, Kaleb Kim, Prince Tega Wanogho, Marquel Harrell, Tyler Queen, Bailey Sharp, Tyler Carter, Gary Walker, Ryan Meneely

**FIRST AUBURN APPEARANCE (34):** Darius Slayton, Marlon Davidson, Javaris Davis, Markell Boston (soph), Nate Craig-Myers, Derrick Brown, Kyle Davis, John Broussard, Tre Threat, Mike Horton, Tyler Carr, Griffin King, John Franklin III (JC), Paul James III (JC), TJ Neal (grad TR), Greg Hall (sr), Darius James (jr), Austin Dupper (sr), Keenan Sweeney (soph), Kam Martin, Eli Stove, Daniel Thomas, Marshall Taylor (grad TR), Malik Miller, Ian Shannon, Richard McBryde, Kaleb Kim, Prince Tega Wanogho, Marquel Harrell, Tyler Queen, Damian Lewis (sr), Caleb King (jr), Bailey Sharp, Tyler Carter, Gary Walker, Ryan Meneely

TIGERS IN THE NFL

Name	Pos.	Team
Cameron Artis-Payne	RB	Carolina Panthers
Peyton Barber	RB	Tampa Bay Buccaneers
Daren Bates	LB	Oakland Raiders
Angelo Blackson	DL	Tennessee Titans
Quan Bray	WR	Indianapolis Colts
Sammie Coates	WR	Pittsburgh Steelers
Shon Coleman	OL	Cleveland Browns
Karlos Dansby	LB	Cincinnati Bengals
Chris Davis	DB	San Francisco 49ers
King Dunlap	OL	San Diego Chargers
Nick Fairley	DT	New Orleans Saints
Dee Ford	DE	Kansas City Chiefs
Corey Grant	RB	Jacksonville Jaguars
Josh Harris	LS	Atlanta Falcons
Jonathan Jones	DB	New England Patriots
Brandon King	DB	New England Patriots
DaVonte Lambert	DL	Tampa Bay Buccaneers
Corey Lemonier	LB	Cleveland Browns
Ricardo Louis	WR	Cleveland Browns
Sen'Derrick Marks	DT	Jacksonville Jaguars
Tre Mason	RB	Los Angeles Rams
Cam Newton	QB	Carolina Panthers
Cody Parkey	K	Cleveland Browns
Jeraud Powers	DB	Baltimore Ravens
Jay Prosch	FB	Houston Texans
Greg Robinson	OL	Los Angeles Rams
Pat Sims	DT	Cincinnati Bengals
Robenson Therezie	DB	Atlanta Falcons
Neiko Thorpe	DB	Seattle Seahawks
C.J. Uzomah	TE	Cincinnati Bengals
Christian Westerman	OL	Cincinnati Bengals
Gabe Wright	DL	Cleveland Browns
Avery Young	OL	New Orleans Saints

» Auburn has 33 players on NFL rosters, representing 19 different NFL teams

» On NFL practice squads: Blake Countess (Los Angeles), Chris Landrum (Chargers), Nick Marshall (Jacksonville), Chad Slade (Houston), Jermaine Whitehead (Green Bay).

» Auburn letterman Kevin Greene was inducted to the Pro Football Hall of Fame in August, the second Tiger so honored. Greene played for the Rams, Steelers, Panthers and 49ers in 15 NFL seasons (1985-99), leading the league in sacks twice. A five-time Pro Bowler, he had 160 career sacks, third best in league history at the time of his retirement.

» Auburn has had 29 players taken in the first round and four No. 1 overall draft picks: Cam Newton (Carolina, '11), Aundray Bruce (Atlanta, '88), Bo Jackson (Tampa, '86) & Tucker Frederickson (NY Giants, '65)

» At least one former Tiger has been selected to 16 of the last 17 Pro Bowls. Auburn has had at least one former player in eight of the last 11 Super Bowls

» Ford had seven double-digit tackle games last season and ranked fourth in the SEC with 118 total tackles, the most for a season at Auburn since Dontarrious Thomas (122) in 2001.

Since 2001, only three other Auburn defenders have recorded more than 100 tackles in a season: Daren Bates (104 in 2011), Josh Byner (104 in 2009) and Neiko Thorpe (102 in 2011).

» With 247 career tackles, Ford ranks seventh among current Power 5 defensive backs. Transfer linebacker T.J. Neal is 19th among active players overall with 249 career tackles.

**THE LAWSON IMPACT**

» Nobody packs a punch for the Auburn defense like junior defensive end Carl Lawson.

The preseason All-America candidate appeared in only seven games last season, but his impact was noticeable every minute he was on the field, earning him team captain honors.

The Tigers' numbers since the start of 2015 with Lawson in vs. out of the lineup:

	With	Without
Games	11.5	6.5
Sacks	23	7
Pts Allowed/GM	18.4	32.0
Yds Allowed/GM	366.0	438.5
Yds Allowed/Play	5.0	5.9
Rush TD Allowed	10	18
Pass TD Allowed	9	8

» Against ULM, Lawson recorded another sack and two TFL, giving him four sacks for the season and nine for his career.

**INTERCEPTORS**

» Joshua Holsey's third-quarter interception against Clemson was the second pick of his career, making him the fifth member of the current squad with multiple career interceptions.

Redshirt freshman Javaris Davis recorded his first career interception against ULM.

**CAREER INT ON CURRENT SQUAD:**

- 5: Johnathan Ford
  - 3: Carlton Davis, Tray Matthews#, Marshall Taylor%
  - 2: Joshua Holsey
  - 1: Montravius Adams, Javaris Davis, T.J. Neal ^
- #1 at Georgia %3 at Miami (OH) ^ 1 at Illinois

» The Auburn defense has 51 interceptions in 45 games (1.13/gm) since the beginning of the 2013 season.

**LOU GROZA FINALIST DANIEL CARLSON**

» Junior Daniel Carlson tied an Auburn and SEC record with a 6-6 field goal performance against LSU, hitting from 51, 37, 31, 29, 29, and 29 yards, his eighth career game with three or more FG made.

» Carlson is Auburn's all-time leader in field goal percentage (.828, 53-64), a mark that ranks fifth in SEC history.

» Against Arkansas State, Carlson set an Auburn record for most points scored by a kicker (21), making three field goals, six PAT and scoring a 20-yard rushing touchdown on a fake field goal attempt (the first Auburn TD on a fake FG since 2000). Carlson broke the record of 18 points scored in a game that he (at Alabama, 2014) shared with Al Del Greco (vs. Kentucky, 1982).

» With his 53-yard field goal against Clemson, Auburn's first score of 2016, Carlson became the Tigers' career leader for FG of 50 yards or longer, surpassing Neil O'Donoghue (five from 1975-76). **His 53-yarder was the seventh-longest field goal in the FBS this season.**

» Carlson has scored 272 points kicking (53-64 FG, 113-113 PAT) during his three-year career, third all-time among Auburn kickers.

Just the ninth Auburn player ever to score more than 100 points in a season, his overall scoring total of 278 points is third in Auburn history, passing Bo Jackson (274 points from 1982-85) and Carnell Williams (276 points from 2001-04).

» Carlson is 7-9 on career FG of at least 50 yards. He's the just the third AU kicker with 50+-yard FGs in back-to-back games, along with John Riley (1969; Tennessee/56, Kentucky/54) and John Vaughn (Washington State/52, Miss State/55). In 1987, Win Lyle had FGs of 55 and 52 yards in a game vs. Tennessee. His 50+-yard kicks:

- 56 vs. Louisville (2015)
- 53 vs. Clemson (2016)
- 52 at Kentucky (2015)
- 52 vs. Ole Miss (2015)
- 51 vs. Wisconsin (2014)
- 51 vs. Mississippi State (2015)
- 51 vs. LSU (2016)

» Carlson is second in Auburn career field goals made (53) behind Wes Byrum (60 from 2007-10), and just one of four Auburn kickers all-time to make 15+ FG in multiple seasons:

- Wes Byrum** (2007, 2009, 2010)
- Daniel Carlson** (2014, 2015)
- Jim Von Wyl** (1990, 1991)
- Win Lyle** (1987, 1989)

» Carlson leads the nation with a 95.83% touchback percentage (23-24) this season, 23 in a row. For his career, 123 of 175 kickoff (70.3%) have been touchbacks.



» Carlson has made 113 consecutive PAT kicks, the second longest such string in Auburn history. He is fifth in Auburn career PAT made, and one of just six SEC kickers to convert 100% of more than 100 PAT attempts.

**Auburn's All-Time Consecutive PAT Streaks**

1. Damon Duval (1999-2002) 125
2. **Daniel Carlson (2014-present) 113**
3. Wes Byrum (2008-10) 111
4. John Vaughn (2004-06) 110
5. Cody Parkey (2011-13) 89

**ON SPECIAL TEAMS**

» Montravius Adams' block of a ULM field goal attempt was Auburn's first field goal block since Blake Countess against Memphis in last year's Birmingham Bowl.

» Auburn is tied for the longest current string of games in the nation without having a punt blocked. The Tigers' last blocked punt attempt was vs. Mississippi State in 2009, a string of 95 games.

**Current streak/games without a blocked punt:**

School	Year Since	Games
Hawai'i	2008	95
Auburn	2009	95

» Auburn kickers have converted 140 consecutive PAT attempts back to the 2013 Tennessee game, the fourth longest active streak in the FBS.

» Auburn did not punt against ULM, the second time this season the Tigers have not been forced to punt. The Arkansas State game was the first time Auburn didn't punt in a game since the 2013 Western Carolina game.

**MORE FROM THE ULM GAME...**

» The last time Auburn defeated an FBS opponent by 51 points was in the 2005 Ball State game.

» Last season, Auburn had only six offensive touchdowns of 35 or more yards. The Tigers had four against ULM and have five on the season through five games.

» Auburn's 28 points in the third quarter were the most in a quarter since scoring 28 in the second quarter vs. Tennessee in 2013.

» The Auburn defense held ULM to 251 yards, the lowest by an Auburn opponent this season and the eighth time under Malzahn that Auburn has held an opponent to less than 300 yards.

» Auburn's 88-yard scoring drive (7 plays) in the third quarter and its 83-yard scoring drive (4 plays) in the first quarter were the longest of the year for the Tigers.

» Auburn's fourth-quarter-draining 17-play, 86-yard drive that took 10:55 off the clock tied for the second longest non-scoring drive since 1970, tying Georgia Tech (1972) and Mississippi State (1991). It's the longest drive since 1970 in terms of time (10:55), eclipsing a 10:06 drive against Ole Miss in 1985.

» Auburn averaged 15.4 yards per pass attempt vs. ULM, the Tigers' best single-game total since the 1987 Vanderbilt game (16.5).

**NON-CONFERENCE PLAY**

» Auburn's 29-game home non-conference winning streak was snapped in the opener against Clemson; Auburn had won 14 consecutive regular season games against non-conference competition since a 26-19 loss to No. 14 Clemson in the 2012 season opener. Auburn's all-time regular season record in non-conference play since SEC action began in 1933 is 243-68-6.

**MORE TIGER STRIPES...**

» On the 2016 squad, 35 players now have at least one college start to their credit, 16 on the Auburn offense and 19 on defense.

» Auburn will travel fewer miles from home this regular season than any other FBS team. To their four road contests, the Tigers will log only 1,748 miles. Teams with the fewest travel miles:

Auburn	1,748
Michigan	2,308
Oklahoma St.	2,404
Northwestern	2,488
Wisconsin	2,540

» The Tigers have 744 total victories, 13th among the all-time winningest FBS football programs. The 23 FBS teams with 700+ all-time wins: Michigan, Texas, Nebraska, Notre Dame, Penn State, Ohio State, Oklahoma, Alabama, Tennessee, Southern Cal, Georgia, LSU, Auburn, West Virginia, Syracuse, Virginia Tech, Texas A&M, Georgia Tech, Pitt, Washington, Florida, Arkansas and Clemson.

» Auburn is now 104-151-6 all-time facing ranked opponents. Auburn is 46-40-2 at home against ranked teams, 27-64-2 on the road and 31-47-2 against ranked teams on a neutral field.

**2017 SCHEDULE**

- Sept. 2 GEORGIA SOUTHERN
- Sept. 9 at Clemson
- Sept. 16 MERCER
- Sept. 23 at Missouri
- Sept. 30 MISSISSIPPI STATE
- Oct. 7 OLE MISS
- Oct. 14 at LSU
- Oct. 21 at Arkansas
- Nov. 4 at Texas A&M
- Nov. 11 GEORGIA
- Nov. 18 ULM
- Nov. 25 ALABAMA

**CAREER PARTICIPATION**

No.	Name	GP/GS
1	Montravius Adams, DL	44/28
48	Montavious Atkinson, DB	15/0
11	Markell Boston, DB	5/0
22	John Broussard Jr., DB	3/0
5	Derrick Brown, DL	5/0
65	Tucker Brown, OL	6/0
38	Daniel Carlson, K	31/-
67	Tyler Carr, OL	3/0
93	Tyler Carter, DL	1/0
9	Byron Cowart, DL	18/0
27	Chandler Cox, FB	18/14
3	Nate Craig-Myers, WR	5/0
52	Xavier Dampier, OL	10/4
3	Marlon Davidson, DL	5/5
6	Carlton Davis, DB	18/14
57	Deshaun Davis, LB	17/5
31	Javaris Davis, DB	5/1
11	Kyle Davis, WR	5/0
80	Marcus Davis, WR	45/13
83	Ryan Davis, WR	13/4
28	T.J. Davis, DB	31/0
20	Jeremiah Dinson, DB	9/1
25	Austin Dupper, DB	2/0
23	Johnathan Ford, DB	45/29
5	John Franklin III, QB	5/0
73	Austin Golson, OL	28/15 (12/0)
41	Greg Hall Jr., LB	4/0
77	Marquel Harrell, OL	2/0
85	Jalen Harris, TE	17/0
33	Will Hastings, WR/K	7/0
4	Jeff Holland, LB	18/0
15	Joshua Holsey, DB	37/24
64	Mike Horton, OL	4/0
78	Darius James, OL	11/3* (6/2)
10	Paul James III, LB	7/0* (4/0)
6	Jeremy Johnson, QB	26/9
21	Kerryon Johnson, RB	18/4
54	Kaleb Kim, OL	2/0
46	Caleb King, TE	1/0
89	Griffin King, WR	1/0
63	Alex Kozan, OL	32/32
94	Devaroe Lawrence, DL	21/0
55	Carl Lawson, DL	26/12
70	Robert Leff, OL	45/7
30	Damian Lewis, RB	1/0
9	Kam Martin, RB	4/0
28	Tray Matthews, DB	23/18* (10/7)
51	Richard McBryde, LB	3/0
61	Ryan Meneely, OL	1/0
32	Malik Miller, RB	3/0
75	Deon Mix, OL	4/0
17	T.J. Neal, LB	42/25* (38/25)
36	Kamryn Pettway, FB	16/3
91	Kevin Phillips, P	16/-
69	Ike Powell, LS	22/-
15	Tyler Queen, QB	1/0
37	Logan Rice, WR	2/0
14	Stephen Roberts, DB	29/6
19	Nick Ruffin, DB	27/4
95	Dontavious Russell, DL	18/15
43	Ian Shannon, K/P	3/-
66	Bailey Sharp, OL	1/0
36	Michael Sherwood, DB	3/0
58	Josh Shockley, LB	8/0
81	Darius Slayton, WR	5/5
71	Braden Smith, OL	31/19
4	Jason Smith, WR	18/2
8	Tony Stevens, WR	33/6
29	Tyler Stovall, H	31/-
12	Eli Stove, WR	4/0
90	Maurice Swain Jr., DL	18/1
42	Keenan Sweeney, FB	2/0
26	Marshall Taylor, DB	40/32* (36/32)
24	Daniel Thomas, DB	3/0
42	Tre' Threat, LB	5/0
47	Cameron Toney, LB	5/1
10	Stanton Truitt, WR	13/3
97	Gary Walker, DL	1/0
76	Prince Tega Wanogho, OL	3/0
13	Sean White, QB	12/11
79	Andrew Williams, DL	18/0
49	Darrell Williams, LB	14/4
30	Tre' Williams, LB	30/8

\*includes previous school (previous school total)

## ALPHABETICAL ROSTER

NO.	NAME	POS.	HT.	WT.	YR.	HOMETOWN	NO.	NAME	POS.	HT.	WT.	YR.	HOMETOWN
16	Devin Adams	QB	6-2	248	Jr.	Mobile, AL	55	Carl Lawson	DL	6-2	253	Jr.	Alpharetta, GA
1	Montravius Adams	DL	6-4	309	Sr.	Vienna, GA	31	Sage Ledbetter	K/P	6-0	183	Fr.	Auburn, AL
48	Montavious Atkinson	LB	6-1	211	So.	Fairburn, GA	70	Robert Leff	OL	6-6	299	Sr.	Fairhope, AL
1	Woody Barrett	QB	6-2	238	Fr.	Winter Garden, FL	44	Raymond Lester	DB	5-11	171	RFr.	Marietta, GA
82	Pete Berryman	TE	6-5	220	So.	Birmingham, AL	30	Damian Lewis	RB	5-9	229	Sr.	Wetumpka, AL
47	Jack Bjork	WR	6-1	192	Sr.	Dallas, TX	9	Kam Martin	RB	5-10	177	Fr.	Port Arthur, TX
11	Markell Boston	DB	6-0	200	So.	Newnan, GA	28	Tray Matthews	DB	6-1	207	Jr.	Newnan, GA
22	John Broussard Jr.	DB	5-11	168	Fr.	Phenix City, AL	51	Richard McBryde	LB	6-1	231	RFr.	Troy, AL
5	Derrick Brown	DL	6-5	330	Fr.	Sugar Hill, GA	17	Marquis McClain	WR	6-2	208	Fr.	Crestview, FL
65	Tucker Brown	OL	6-3	290	So.	Trussville, AL	45	Jaylen McGriff	WR	6-0	198	Jr.	Brentwood, TN
38	Daniel Carlson	K	6-4	218	Jr.	Colorado Springs, CO	61	Ryan Meneely	OL	6-2	301	RFr.	McDonough, GA
67	Tyler Carr	OL	6-5	318	RFr.	Southside, AL	32	Malik Miller	RB	5-11	229	Fr.	Huntsville, AL
93	Tyler Carter	DL	6-1	243	RFr.	Decatur, AL	96	Sidney Mims	DL	6-4	250	Fr.	Montgomery, AL
43	Cedric Chambers	RB	5-7	182	RFr.	Valley, AL	75	Deon Mix	OL	6-4	315	Jr.	Batesville, MS
8	Marlon Character Jr.	DB	6-0	181	Fr.	Atlanta, GA	35	James Owens Moss	WR	5-9	177	Fr.	Opelika, AL
91	Nick Coe	DL	6-6	255	Fr.	Asheboro, NC	39	Robert Muschamp	FB	6-1	255	RFr.	Rome, GA
9	Byron Cowart	DE	6-3	276	So.	Seffner, FL	18	Jayvaughn Myers	DB	6-1	179	Fr.	Dade City, FL
27	Chandler Cox	FB	6-1	236	So.	Apopka, FL	17	T.J. Neal	LB	6-0	235	Sr.	McKeesport, PA
3	Nate Craig-Myers	WR	6-2	204	Fr.	Dade City, FL	99	Spencer Nigh	FB	6-0	272	Fr.	Magnolia, TX
84	Chase Cramer	FB	5-10	208	RFr.	Orlando, FL	87	Pace Ozmint	WR	6-1	179	Fr.	Glencoe, AL
52	Xavier Dampier	OL	6-2	310	Sr.	Mendenhall, MS	36	Kamryn Pettway	RB	6-0	240	So.	Montgomery, AL
3	Marlon Davidson	DL	6-3	273	Fr.	Greenville, AL	91	Kevin Phillips	P	6-0	185	Sr.	Greenwood, MS
6	Carlton Davis	DB	6-1	195	So.	Miami, FL	69	Ike Powell	LS	6-3	264	Jr.	Tifton, GA
57	Deshaun Davis	LB	5-11	239	So.	Prichard, AL	15	Tyler Queen	QB	6-1	236	RFr.	Kennesaw, GA
31	Javaris Davis	DB	5-10	182	RFr.	Jacksonville, FL	37	Logan Rice	WR	6-0	206	So.	Rome, GA
11	Kyle Davis	WR	6-2	219	Fr.	Loganville, GA	50	Chase Ritter	LB	5-10	205	Jr.	Wetumpka, AL
80	Marcus Davis	WR	5-9	180	Sr.	Boynton Beach, FL	14	Stephen Roberts	DB	5-11	183	Jr.	Opelika, AL
83	Ryan Davis	WR	5-9	172	So.	St. Petersburg, FL	45	Jacob Rogers	DB	5-11	190	Fr.	Goodwater, AL
25	Stephen Davis Jr.	RB	6-3	206	Fr.	Irmo, SC	19	Nick Ruffin	DB	6-0	203	Jr.	Duluth, GA
13	T.J. Davis	DB	6-0	190	Sr.	Tallahassee, FL	95	Dontavious Russell	DL	6-3	308	So.	Carrollton, GA
12	Jamel Dean	DB	6-2	209	RFr.	Cocoa, FL	72	Prince Sammons	OL	6-7	289	Fr.	Clarksville, OH
20	Jeremiah Dinson	DB	6-0	177	So.	Miami, FL	43	Ian Shannon	K/P	6-3	218	RFr.	Marietta, GA
74	Bubba Dowdell	OL	6-2	297	Fr.	Auburn, AL	66	Bailey Sharp	OL	6-5	300	RFr.	Marietta, GA
25	Austin Dupper	DB	5-9	176	Sr.	Decatur, AL	59	Sam Sherrod	LB	5-10	192	Fr.	Birmingham, AL
49	Jeff Ford	TE	6-4	268	Fr.	Glencoe, AL	36	Michael Sherwood	DB	5-9	175	Jr.	Atlanta, GA
23	Johnathan Ford	DB	6-0	204	Sr.	Big Cove, AL	58	Josh Shockley	LB	5-10	218	So.	Locust Grove, GA
5	John Franklin III	QB	6-1	186	Jr.	Ft. Lauderdale, FL	39	Conner Sibley	LB	5-10	200	RFr.	Athens, GA
73	Austin Golson	OL	6-5	314	Jr.	Prattville, AL	81	Darius Slayton	WR	6-2	191	RFr.	Norcross, GA
40	Eugene Govan	RB	5-7	190	RFr.	Grovetown, GA	71	Braden Smith	OL	6-6	300	Jr.	Olathe, KS
86	Carson Griffis	WR	5-10	166	Fr.	Homewood, AL	53	Clarke Smith	LS	6-3	239	Fr.	Leeds, AL
46	Devin Guice	DB	5-7	153	Fr.	Opelika, AL	4	Jason Smith	WR	6-1	188	Jr.	Mobile, AL
41	Greg Hall Jr.	LB	6-3	250	Sr.	Athens, GA	8	Tony Stevens	WR	6-4	212	Sr.	Orlando, FL
77	Marquel Harrell	OL	6-3	318	RFr.	Fairburn, GA	29	Tyler Stovall	H	6-1	212	Jr.	Hokes Bluff, AL
85	Jalen Harris	TE	6-4	259	So.	Montgomery, AL	12	Eli Stove	WR	6-0	177	Fr.	Niceville, FL
33	Will Hastings	K/WR	5-10	172	So.	Little Rock, AR	90	Maurice Swain Jr.	DL	6-5	314	Sr.	West Point, GA
4	Jeff Holland	OLB	6-2	250	So.	Jacksonville, FL	42	Keenan Sweeney	FB	6-0	237	So.	Snellville, GA
15	Joshua Holsey	DB	5-11	195	Sr.	Fairburn, GA	26	Marshall Taylor	DB	6-3	191	Sr.	Cordele, GA
64	Mike Horton	OL	6-4	331	RFr.	Atlanta, GA	24	Daniel Thomas	DB	5-11	192	Fr.	Montgomery, AL
52	Antwuan Jackson Jr.	DL	6-2	303	Fr.	Ellenwood, GA	56	Jackson Thomas	LB	5-11	221	Sr.	Birmingham, AL
78	Darius James	OL	6-4	320	Jr.	Killeen, TX	42	Tre' Threat	LB	6-1	240	Fr.	Mobile, AL
10	Paul James III	LB	6-4	271	Jr.	Miami, FL	48	C.J. Tolbert	RB	5-7	195	So.	Dadeville, AL
62	Jaunta'vius Johnson	DL	6-2	317	RFr.	Lincoln, AL	47	Cameron Toney	OLB	6-1	244	Jr.	Huntsville, AL
6	Jeremy Johnson	QB	6-5	234	Sr.	Montgomery, AL	10	Stanton Truitt	WR	5-9	185	So.	Atlanta, GA
21	Kerryon Johnson	RB	6-0	211	So.	Madison, AL	68	Zach Wade	LS	5-10	218	So.	Bremen, GA
54	Kaleb Kim	OL	6-4	290	RFr.	Buford, GA	97	Gary Walker	DL	5-11	269	RFr.	Toccoa, GA
46	Caleb King	TE	6-3	221	Jr.	Huntsville, AL	76	Prince Tega Wanogho	OL	6-8	282	RFr.	Elmore, AL
89	Griffin King	WR	5-10	181	RFr.	Atlanta, GA	13	Sean White	QB	6-0	200	So.	Boca Raton, FL
63	Alex Kozan	OL	6-4	310	Sr.	Castle Rock, CO	79	Andrew Williams	DL	6-4	289	So.	McDonough, GA
94	Devaroe Lawrence	DL	6-2	303	Sr.	Greenville, SC	49	Darrell Williams	LB	6-2	231	So.	Hoover, AL
							30	Tre' Williams	LB	6-2	240	Jr.	Mobile, AL



NUMERICAL ROSTER

NO.	NAME	POS.	HT.	WT.	YR.	HOMETOWN
1	Montravius Adams	DL	6-4	309	Sr.	Vienna, GA
1	Woody Barrett	QB	6-2	238	Fr.	Winter Garden, FL
3	Nate Craig-Myers	WR	6-2	204	Fr.	Dade City, FL
3	Marlon Davidson	DL	6-3	273	Fr.	Greenville, AL
4	Jeff Holland	OLB	6-2	250	So.	Jacksonville, FL
4	Jason Smith	WR	6-1	188	Jr.	Mobile, AL
5	Derrick Brown	DL	6-5	330	Fr.	Sugar Hill, GA
5	John Franklin III	QB	6-1	186	Jr.	Ft. Lauderdale, FL
6	Carlton Davis	DB	6-1	195	So.	Miami, FL
6	Jeremy Johnson	QB	6-5	234	Sr.	Montgomery, AL
8	Marlon Character Jr.	DB	6-0	181	Fr.	Atlanta, GA
8	Tony Stevens	WR	6-4	212	Sr.	Orlando, FL
9	Byron Cowart	DE	6-3	276	So.	Seffner, FL
9	Kam Martin	RB	5-10	177	Fr.	Port Arthur, TX
10	Paul James III	LB	6-4	271	Jr.	Miami, FL
10	Stanton Truitt	WR	5-9	185	So.	Atlanta, GA
11	Markell Boston	DB	6-0	200	So.	Newnan, GA
11	Kyle Davis	WR	6-2	219	Fr.	Loganville, GA
12	Jamel Dean	DB	6-2	209	RFr.	Cocoa, FL
12	Eli Stove	WR	6-0	177	Fr.	Niceville, FL
13	T.J. Davis	DB	6-0	190	Sr.	Tallahassee, FL
13	Sean White	QB	6-0	200	So.	Boca Raton, FL
14	Stephen Roberts	DB	5-11	183	Jr.	Opelika, AL
15	Joshua Holsey	DB	5-11	195	Sr.	Fairburn, GA
15	Tyler Queen	QB	6-1	236	RFr.	Kennesaw, GA
16	Devin Adams	QB	6-2	248	Jr.	Mobile, AL
17	Marquis McClain	WR	6-2	208	Fr.	Crestview, FL
17	T.J. Neal	LB	6-0	235	Sr.	McKeesport, PA
18	Jayvaughn Myers	DB	6-1	179	Fr.	Dade City, FL
19	Nick Ruffin	DB	6-0	203	Jr.	Duluth, GA
20	Jeremiah Dinson	DB	6-0	177	So.	Miami, FL
21	Kerryon Johnson	RB	6-0	211	So.	Madison, AL
22	John Broussard Jr.	DB	5-11	168	Fr.	Phenix City, AL
23	Johnathan Ford	DB	6-0	204	Sr.	Big Cove, AL
24	Daniel Thomas	DB	5-11	192	Fr.	Montgomery, AL
25	Stephen Davis Jr.	RB	6-3	206	Fr.	Irmo, SC
25	Austin Dupper	DB	5-9	176	Sr.	Decatur, AL
26	Marshall Taylor	DB	6-3	191	Sr.	Cordele, GA
27	Chandler Cox	FB	6-1	236	So.	Apopka, FL
28	Tray Matthews	DB	6-1	207	Jr.	Newnan, GA
29	Tyler Stovall	H	6-1	212	Jr.	Hokes Bluff, AL
30	Damian Lewis	RB	5-9	229	Sr.	Wetumpka, AL
30	Tre' Williams	LB	6-2	240	Jr.	Mobile, AL
31	Javaris Davis	DB	5-10	182	RFr.	Jacksonville, FL
31	Sage Ledbetter	K/P	6-0	183	Fr.	Auburn, AL
32	Malik Miller	RB	5-11	229	Fr.	Huntsville, AL
33	Will Hastings	K/WR	5-10	172	So.	Little Rock, AR
35	James Owens Moss	WR	5-9	177	Fr.	Opelika, AL
36	Kamryn Pettway	RB	6-0	240	So.	Montgomery, AL
36	Michael Sherwood	DB	5-9	175	Jr.	Atlanta, GA
37	Logan Rice	WR	6-0	206	So.	Rome, GA
38	Daniel Carlson	K	6-4	218	Jr.	Colorado Springs, CO
39	Robert Muschamp	FB	6-1	255	RFr.	Rome, GA
39	Conner Sibley	LB	5-10	200	RFr.	Athens, GA
40	Eugene Govan	RB	5-7	190	RFr.	Grovetown, GA
41	Greg Hall Jr.	LB	6-3	250	Sr.	Athens, GA
42	Keenan Sweeney	FB	6-0	237	So.	Snellville, GA
42	Tre' Threat	LB	6-1	240	Fr.	Mobile, AL
43	Cedric Chambers	RB	5-7	182	RFr.	Valley, AL
43	Ian Shannon	K/P	6-3	218	RFr.	Marietta, GA

NO.	NAME	POS.	HT.	WT.	YR.	HOMETOWN
44	Raymond Lester	DB	5-11	171	RFr.	Marietta, GA
45	Jaylen McGriff	WR	6-0	198	Jr.	Brentwood, TN
45	Jacob Rogers	DB	5-11	190	Fr.	Goodwater, AL
46	Caleb King	TE	6-3	221	Jr.	Huntsville, AL
46	Devin Guice	DB	5-7	153	Fr.	Opelika, AL
47	Cameron Toney	OLB	6-1	244	Jr.	Huntsville, AL
47	Jack Bjork	WR	6-1	192	Sr.	Dallas, TX
48	Montavious Atkinson	LB	6-1	211	So.	Fairburn, GA
48	C.J. Tolbert	RB	5-7	195	So.	Dadeville, AL
49	Jeff Ford	TE	6-4	268	Fr.	Glencoe, AL
49	Darrell Williams	LB	6-2	231	So.	Hoover, AL
50	Chase Ritter	LB	5-10	205	Jr.	Wetumpka, AL
51	Richard McBryde	LB	6-1	231	RFr.	Troy, AL
52	Xavier Dampeer	OL	6-2	310	Sr.	Mendenhall, MS
52	Antwan Jackson Jr.	DL	6-2	303	Fr.	Ellenwood, GA
53	Clarke Smith	LS	6-3	239	Fr.	Leeds, AL
54	Kaleb Kim	OL	6-4	290	RFr.	Buford, GA
55	Carl Lawson	DL	6-2	253	Jr.	Alpharetta, GA
56	Jackson Thomas	LB	5-11	221	Sr.	Birmingham, AL
57	Deshawn Davis	LB	5-11	239	So.	Pritchard, AL
58	Josh Shockley	LB	5-10	218	So.	Locust Grove, GA
59	Sam Sherrrod	LB	5-10	192	Fr.	Birmingham, AL
61	Ryan Meneely	OL	6-2	301	RFr.	McDonough, GA
62	Jaunta'vius Johnson	DL	6-2	317	RFr.	Lincoln, AL
63	Alex Kozan	OL	6-4	310	Sr.	Castle Rock, CO
64	Mike Horton	OL	6-4	331	RFr.	Atlanta, GA
65	Tucker Brown	OL	6-3	290	So.	Trussville, AL
66	Bailey Sharp	OL	6-5	300	RFr.	Marietta, GA
67	Tyler Carr	OL	6-5	318	RFr.	Southside, AL
68	Zach Wade	LS	5-10	218	So.	Bremen, GA
69	Ike Powell	LS	6-3	264	Jr.	Tifton, GA
70	Robert Leff	OL	6-6	299	Sr.	Fairhope, AL
71	Braden Smith	OL	6-6	300	Jr.	Olathe, KS
72	Prince Sammons	OL	6-7	289	Fr.	Clarksville, OH
73	Austin Golson	OL	6-5	314	Jr.	Prattville, AL
74	Bubba Dowdell	OL	6-2	297	Fr.	Auburn, AL
75	Deon Mix	OL	6-4	315	Jr.	Batesville, MS
76	Prince Tega Wanogho	OL	6-8	282	RFr.	Elmore, AL
77	Marquel Harrell	OL	6-3	318	RFr.	Fairburn, GA
78	Darius James	OL	6-4	320	Jr.	Killeen, TX
79	Andrew Williams	DL	6-4	289	So.	McDonough, GA
80	Marcus Davis	WR	5-9	180	Sr.	Boynton Beach, FL
81	Darius Slayton	WR	6-2	191	RFr.	Norcross, GA
82	Pete Berryman	TE	6-5	220	So.	Birmingham, AL
83	Ryan Davis	WR	5-9	172	So.	St. Petersburg, FL
84	Chase Cramer	FB	5-10	208	RFr.	Orlando, FL
85	Jalen Harris	TE	6-4	259	So.	Montgomery, AL
86	Carson Griffis	WR	5-10	166	Fr.	Homewood, AL
87	Pace Ozmint	WR	6-1	179	Fr.	Glencoe, AL
89	Griffin King	WR	5-10	181	RFr.	Atlanta, GA
90	Maurice Swain Jr.	DL	6-5	314	Sr.	West Point, GA
91	Kevin Phillips	P	6-0	185	Sr.	Greenwood, MS
91	Nick Coe	DL	6-6	255	Fr.	Asheboro, NC
93	Tyler Carter	DL	6-1	243	RFr.	Decatur, AL
94	Devaroe Lawrence	DL	6-2	303	Sr.	Greenville, SC
95	Dontavious Russell	DL	6-3	308	So.	Carrollton, GA
96	Sidney Mims	DL	6-4	250	Fr.	Montgomery, AL
97	Gary Walker	DL	5-11	269	RFr.	Toccoa, GA
99	Spencer Nigh	FB	6-0	272	Fr.	Magnolia, TX

PRONUNCIATION GUIDE

NO.	NAME	PRONUNCIATION
1	MONTRAVIUS Adams	mon-TRAY-vee-us
48	MONTAVIOUS Atkinson	mon-TAY-vee-us
64	Jack BJORK	BE-YORK
22	John BROUSSARD	brew-SARD
52	XAVIER DAMPEER	Zavier DAM-peer
31	JAVARIS Davis	ja-VAR-is
12	JAMEL Dean	ja-MELL
38	Austin DUPPER	rhymes with "super"
40	Eugene GOVAN	GO-van
77	Marquel HARRELL	hah-RELL
62	JAUNTA'VIUS Johnson	jon-TAY-vee-us

NO.	NAME	PRONUNCIATION
21	KERRYON Johnson	carry-on
63	Alex KOZAN	KOH-zan
94	DEVAROE Lawrence	DEV-ah-row
17	MARQUIS McClain	mar-KEESE
32	MALIK Miller	muh-LEAK
18	JAYVAUGHN Myers	JAY-von
19	Nick RUFFIN	ROUGH-fin
95	DONTAVIOUS Russell	don-TAY-vee-us
43	IAN Shannon	EE-un
71	BRADEN Smith	BRAY-den
98	Prince TEGA WANOGHO	TAY-ga wah-NO-go

## DEPTH CHART » for MISSISSIPPI STATE

OFFENSE			DEFENSE		
<b>QB</b>	<b>13</b>	<b>SEAN WHITE (6-0, 200, So.)</b>	<b>Buck</b>	<b>55</b>	<b>CARL LAWSON (6-2, 253, Jr.)</b>
	5	John Franklin III (6-1, 186, Jr.)		4	Jeff Holland (6-2, 250, So.)
	6	Jeremy Johnson (6-5, 234, Sr.)	<b>DT</b>	<b>95</b>	<b>DONTAVIUS RUSSELL (6-3, 308, So.)</b>
<b>RB</b>	<b>21</b>	<b>KERRYON JOHNSON (6-0, 211, So.)</b>		90	Maurice Swain Jr. (6-5, 314, Sr.) --OR--
	36	Kamryn Pettway (6-0, 240, So.)		79	Andrew Williams (6-4, 289, So.)
<b>HB/TE</b>	<b>27</b>	<b>CHANDLER COX (6-1, 236, So.)</b>	<b>DT</b>	<b>1</b>	<b>MONTRAVIUS ADAMS (6-4, 309, Sr.)</b>
	85	Jalen Harris (6-4, 259, So.)		5	Derrick Brown (6-5, 330, Fr.) --OR--
<b>WR</b>	<b>83</b>	<b>RYAN DAVIS (5-9, 172, So.)</b>		94	Devaroe Lawrence (6-2, 303, Sr.)
	12	Eli Stove (6-0, 177, Fr.)	<b>DE</b>	<b>3</b>	<b>MARLON DAVIDSON (6-3, 273, Fr.)</b>
<b>WR</b>	<b>8</b>	<b>TONY STEVENS (6-4, 212, Sr.)</b>		9	Byron Cowart (6-3, 276, So.)
	3	Nate Craig-Myers (6-2, 204, Fr.)	<b>MLB</b>	<b>57</b>	<b>DESHAUN DAVIS (5-11, 239, So.)</b>
<b>WR</b>	<b>80</b>	<b>MARCUS DAVIS (5-9, 180, Sr.)</b>		17	T.J. Neal (6-0, 235, Sr.)
	33	Will Hastings (5-10, 172, So.)	<b>WLB</b>	<b>30</b>	<b>TRE' WILLIAMS (6-2, 240, Jr.)</b>
<b>WR</b>	<b>81</b>	<b>DARIUS SLAYTON (6-2, 191, RFr.)</b>		48	Montavius Atkinson (6-1, 211, So.)
	11	Kyle Davis (6-2, 219, Fr.)	<b>SLB</b>	<b>49</b>	<b>DARRELL WILLIAMS (6-2, 231, So.)</b>
<b>LT</b>	<b>73</b>	<b>AUSTIN GOLSON (6-5, 314, Jr.)</b>		51	Richard McBryde (6-1, 231, RFr.)
	78	Darius James (6-4, 320, Jr.)	<b>CB</b>	<b>15</b>	<b>JOSHUA HOLSEY (5-11, 195, Sr.)</b>
<b>LG</b>	<b>63</b>	<b>ALEX KOZAN (6-4, 310, Sr.)</b>		31	Javaris Davis (5-10, 182, RFr.)
	75	Deon Mix (6-4, 315, Jr.) --OR--	<b>FS</b>	<b>19</b>	<b>NICK RUFFIN (6-0, 203, Jr.)</b>
	77	Marquel Harrell (6-3, 318, RFr.)		14	Stephen Roberts (5-11, 183, Jr.)
<b>C</b>	<b>52</b>	<b>XAVIER DAMPEER (6-2, 310, Sr.)</b>	<b>SS</b>	<b>28</b>	<b>TRAY MATTHEWS (6-1, 207, Jr.)</b>
	54	Kaleb Kim (6-4, 290, RFr.)		11	Markell Boston (6-0, 200, So.)
<b>RG</b>	<b>71</b>	<b>BRADEN SMITH (6-6, 300, Jr.)</b>	<b>CB</b>	<b>6</b>	<b>CARLTON DAVIS (6-1, 195, So.)</b>
	64	Mike Horton (6-4, 331, RFr.)		26	Marshall Taylor (6-3, 191, Sr.)
<b>RT</b>	<b>70</b>	<b>ROBERT LEFF (6-6, 299, Sr.)</b>	<b>NICKEL</b>	<b>23</b>	<b>JOHNATHAN FORD (6-0, 204, Sr.)</b>
	76	Prince Tega Wanogho (6-8, 282, RFr.)		15	Joshua Holsey (5-11, 195, Sr.)

## SPECIAL TEAMS

<b>PK</b>	<b>38</b>	<b>DANIEL CARLSON (6-4, 218, Jr.)</b>
	43	Ian Shannon (6-3, 218, RFr.)
<b>P</b>	<b>91</b>	<b>KEVIN PHILLIPS (6-0, 185, Sr.)</b>
	43	Ian Shannon (6-3, 218, RFr.)
<b>H</b>	<b>29</b>	<b>TYLER STOVALL (6-1, 212, Jr.)</b>
	5	John Franklin III (6-1, 186, Jr.)
<b>LS</b>	<b>69</b>	<b>IKE POWELL (6-3, 264, Jr.)</b>
	68	Zach Wade (5-10, 218, So.) -- OR --
	53	Clarke Smith (6-3, 239, Fr.)
<b>PR</b>	<b>80</b>	<b>MARCUS DAVIS (5-9, 180, Sr.)</b>
	83	Ryan Davis (5-9, 172, So.)
<b>KR</b>	<b>23</b>	<b>JOHNATHAN FORD (6-0, 204, Sr.) --AND--</b>
	<b>21</b>	<b>KERRYON JOHNSON (6-0, 211, So.)</b>
	9	Kam Martin (5-10, 177, Fr.) -- AND --
	10	Stanton Truitt (5-9, 185, So.)



**LAST MEETING**

Sept. 26, 2015 | Auburn, Ala.

**MISSISSIPPI ST.**

**17**

**AUBURN**

**9**

Score By Quarters	1	2	3	4	Score
Mississippi St.	7	7	3	0	17
Auburn	0	0	6	3	9

**SCORING PLAYS**

1st	5:18	MS	Myles 32 yd pass from Prescott 10 plays, 79 yards
2nd	8:02	MS	Wilson 17 yd pass from Prescott 11 plays, 79 yards
3rd	9:41	AU	Carlson 30 yd field goal 6 plays, 43 yards
	3:06	AU	Carlson 25 yd field goal 12 plays, 54 yards
	1:11	MS	Graves 44 yd field goal 8 plays, 48 yards
4th	1:07	AU	Carlson 51 yd field goal 11 plays, 56 yards

	MS	AU
First Downs	18	25
Rushes-Yds (Net)	521-56	50-201
Passing Yds (Net)	270	188
Passes Com-Att-Int	29-41-0	20-28-1
Total Offense Plays-Yds	62-326	78-389
Interception Return-Yds	1-19	0-0
Punts (Num-Avg)	5-41.8	5-41.4
Fumbles-Lost	1-1	3-0
Penalties-Yds	4-30	6-40
3rd Down Conversion	4-12	4-14
Time of Possession	23:50	36:10

**RUSHING:** (MS) - Holloway 5-42, Prescott 6-14, Shumpert 5-5, Myles 2-1. (AU) - Barber 27-137, White 11-29, K. Johnson 5-28, Thomas 3-18, Truitt 2-5, M. Davis 1- -8.

**PASSING:** (MS) - Prescott 29-41-0-270 (2 TD). (AU) - White 20-28-1-188.

**RECEIVING:** (MS) - Ross 7-66, Wilson 5-43 (TD), Walley 5-22, Brown 4-58, Dear 3-21, Myles 2-37 (TD), Shumpert 2-23, Holloway 1-0. (AU) - D. Williams 4-49, K. Johnson 3-32, Ray 3-24, Thomas 3-12, Barber 2-19, Louis 2-14, M. Davis 1-22, Cox 1-10, Smith 1-6.

**SERIES HISTORY »** Mississippi State

Series Record	Auburn, 61-26-2
At Auburn	Auburn, 28-7
At Starkville	Auburn, 12-6-1
At Neutral Sites	Auburn, 21-13-1
at Birmingham, Ala.	Auburn, 14-11-1
at Columbus, Miss.	AU, 1-0
at Jackson, Miss.	AU, 5-2
at Montgomery, Ala.	AU, 1-0
First meeting	1905 (Auburn, 18-0)
Most AU points	56 (in 1970)
Most MSU points	49 (in 1952)
Combined points	83 in 1952 (MSU 49, AU 34)
Current streak	Mississippi State, W2

Gus Malzahn vs. MSU	1-2
Dan Mullen vs. Auburn	3-4

**THE LAST TIME VS. MISSISSIPPI STATE**

**Mississippi State 17, Auburn 9**

» AUBURN, Ala. (Sept. 26, 2015) -- Quarterback Sean White was steady in his first college game and the defense showed some moxie, but neither was enough to stop Mississippi State from beating Auburn 17-9 Saturday night in Jordan-Hare Stadium.

White, a redshirt freshman, was 20-of-28 for 188 yards passing and showed a willingness to run after being named Auburn's starting quarterback earlier in the week. The Tigers' defense kept Auburn close enough.

Auburn finished with more yards and first downs than State.

Peyton Barber had more than 100 yards rushing before the third quarter was done and finished with 137, his third 100-plus rushing game this season. Auburn wasn't afraid to mix in Roc Thomas and Kerryon Johnson, either.

The Tigers fell to 2-2. State improved to 3-1. Auburn will try to rebound next Saturday's homecoming game against San Jose State in a 3 p.m. game in Jordan-Hare Stadium.

Carlson's 30-yard field goal cut State's lead to 14-3 with 9:41 left in the third quarter, and his 30-yarder made it 14-6 with 3:06 left in the quarter. Auburn was close to doing more. The Tigers had been inside the State 10 four times by then, but had only two field goals to show for it.

State's Westin Graves' 45-yard field goal made 17-6 with 1:11 left in the third quarter. Carlson's 51-yarder made it 17-9 with 1:07 left in the game.

Auburn's defense kept the game close in the first half in a bounce-back performance from the previous game at LSU, though State led 14-0 at the break. The Bulldogs rode the arm of Prescott to do it. He hit 16-of-20 passes for 180 yards and two touchdowns in the first half.

But White was steady in his

own right in the first half, completing 9 of 10 passes for 92 yards.

The first half stats were close enough, with State holding a 200-180 edge in total yards. But Auburn was turned away early when White was intercepted near the end zone, and then the Tigers missed a short field goal in the final minute of the first half.

Defensive coordinator Will Muschamp called for a change of attitude, and drilled the point home with a different starting lineup, one that included two true freshmen starting in the secondary and different starting linebackers from the previous week.

State scored its first-half touchdowns on a 32-yard pass from Prescott to Gabe Myles and a 17-yard pass from Prescott to De'Runnya Wilson.

**COMPARING AUBURN AND MISSISSIPPI STATE**

**AUBURN**

TEAM STATISTICS	AU	OPP
Points/Game	31.2	16.4
First Downs	129	82
Rushing/Game	269.8	156.0
Passing/Game	218.8	202.4
Total Offense/Game	488.6	358.4
Time of Possession	32:21	27:39

**INDIVIDUAL LEADERS**

RUSHING	Att	Net	Avg.	TD
K. Johnson	102	517	5.1	6
Pettway	52	336	6.5	1

PASSING	C-A-I	Pct.	YD	STD
White	78-114-1	68.4	983	5

RECEIVING	Rec.	Yds.	Avg.	TD
Stevens	21	344	16.4	3
R. Davis	17	140	8.2	0
M. Davis	13	100	7.7	0

DEFENSE	U-A-TT	TFL	INT	PBU
Ford	18-13-31	3.5	0	5
Matthews	21-8-29	0.5	0	2
T. Williams	14-14-28	2.5	0	0

**MISSISSIPPI STATE**

TEAM STATISTICS	MSU	OPP
Points/Game	28.5	23.2
First Downs	91	81
Rushing/Game	219.5	110.8
Passing/Game	214.2	245.5
Total Offense/Game	433.8	356.2
Time of Possession	28:13	31:47

**INDIVIDUAL LEADERS**

RUSHING	Att	Net	Avg.	TD
Fitzgerald	47	329	7.0	0
Holloway	41	191	4.7	1

PASSING	C-A-I	Pct.	YD	STD
Fitzgerald	57-95-1	60.0	603	5

RECEIVING	Rec.	Yds.	Avg.	TD
Ross	25	288	11.5	4
Gray	18	258	14.3	1
Holloway	10	72	7.2	0

DEFENSE	U-A-TT	TFL	INT	PBU
Brown	14-14-28	2.5	0	0
Lewis	7-18-25	2.0	0	0
Gray	12-13-25	2.5	0	0



## AUBURN - MISSISSIPPI STATE SERIES RESULTS

(AU leads, 61-26-2)

YEAR	SCORE	SITE	DATE	YEAR	SCORE	SITE	DATE	YEAR	SCORE	SITE	DATE
1905:	AU, 18-0	at Columbus, MS	Oct. 27	1960:	AU, 27-12	at Auburn	Nov. 5	1993:	AU, 31-17	at Auburn	Oct. 9
1910:	AU, 6-0	at Auburn	Oct. 8	1961:	MSU, 11-10	at Birmingham, AL	Nov. 11	1994:	AU, 42-18	at Starkville	Oct. 8
1911:	AU, 11-5	at Birmingham, AL	Oct. 28	1962:	AU, 9-3	at Auburn	Nov. 10	1995:	AU, 48-20	at Auburn	Oct. 7
1912:	AU, 7-0	at Birmingham, AL	Oct. 26	1963:	MSU, 13-10	at Jackson, MS	Nov. 9	1996:	AU, 49-15	at Starkville	Oct. 12
1913:	AU, 34-0	at Birmingham, AL	Oct. 18	1964:	AU, 12-3	at Auburn	Nov. 7	1997:	MSU, 20-0	at Auburn	Nov. 1
1914:	AU, 19-0	at Birmingham, AL	Oct. 24	1965:	AU, 25-18	at Birmingham, AL	Nov. 6	1998:	MSU, 38-21	at Starkville	Oct. 10
1915:	AU, 26-0	at Birmingham, AL	Oct. 23	1966:	AU, 13-0	at Jackson, MS	Nov. 5	1999:	MSU, 18-16	at Auburn	Oct. 9
1916:	AU, 7-3	at Birmingham, AL	Oct. 28	1967:	AU, 36-0	at Auburn	Nov. 11	2000:	MSU, 17-10	at Starkville	Oct. 7
1917:	AU, 13-6	at Birmingham, AL	Oct. 27	1968:	AU, 26-0	at Jackson, MS	Sept. 28	2001:	AU, 16-14	at Auburn	Oct. 6
1919:	AU, 7-0	at Birmingham, AL	Nov. 15	1969:	AU, 52-13	at Auburn	Nov. 8	2002:	AU, 42-14	at Starkville	Sept. 19
1927:	MSU, 7-0	at Birmingham, AL	Nov. 12	1970:	AU, 56-0	at Birmingham, AL	Nov. 7	2003:	AU, 45-13	at Auburn	Oct. 18
1928:	MSU, 13-0	at Birmingham, AL	Nov. 17	1971:	AU, 30-21	at Auburn	Nov. 6	2004:	AU, 43-14	at Starkville	Sept. 11
1930:	MSU, 7-6	at Birmingham, AL	Nov. 15	1972:	AU, 14-3	at Jackson, MS	Sept. 9	2005:	AU, 28-0	at Auburn	Sept. 10
1937:	AU, 33-7	at Birmingham, AL	Oct. 16	1973:	AU, 31-17	at Auburn	Nov. 10	2006:	AU, 34-0	at Starkville	Sept. 9
1938:	AU, 20-6	at Montgomery, AL	Oct. 14	1974:	AU, 24-20	at Jackson, MS	Nov. 9	2007:	MSU, 19-14	at Auburn	Sept. 8
1939:	AU, 7-0	at Birmingham, AL	Oct. 14	1975:	*Tie, 21-21	at Auburn	Nov. 8	2008:	AU, 3-2	at Starkville	Sept. 13
1940:	Tie, 7-7	at Birmingham, AL	Oct. 12	1976:	*MSU, 28-19	at Jackson, MS	Nov. 6	2009:	AU, 49-24	at Auburn	Sept. 12
1941:	MSU, 14-7	at Birmingham, AL	Nov. 8	1977:	*MSU, 27-13	at Auburn	Nov. 5	2010:	AU, 17-14	at Starkville	Sept. 9
1942:	MSU, 6-0	at Birmingham, AL	Oct. 31	1978:	AU, 6-0	at Starkville	Nov. 11	2011:	AU, 41-34	at Auburn	Sept. 10
1944:	MSU, 26-21	at Birmingham, AL	Nov. 11	1979:	AU, 14-3	at Auburn	Nov. 10	2012:	MSU, 28-10	at Starkville	Sept. 8
1945:	MSU, 20-0	at Birmingham, AL	Oct. 6	1980:	MSU, 24-21	at Jackson, MS	Oct. 25	2013:	AU, 24-20	at Auburn	Sept. 14
1946:	MSU, 33-0	at Birmingham, AL	Nov. 9	1981:	MSU, 21-17	at Auburn	Oct. 24	2014:	MSU, 38-23	at Starkville	Oct. 11
1947:	MSU, 14-0	at Birmingham, AL	Nov. 8	1982:	AU, 35-17	at Starkville	Oct. 23	2015:	MSU, 17-9	at Auburn	Sept. 26
1948:	MSU, 20-0	at Birmingham, AL	Nov. 6	1983:	AU, 28-13	at Auburn	Oct. 22				
1949:	AU, 25-6	at Auburn	Nov. 5	1984:	AU, 24-21	at Starkville	Oct. 27				
1950:	MSU, 27-0	at Starkville	Nov. 4	1985:	AU, 21-9	at Auburn	Oct. 26				
1952:	MSU, 49-34	at Auburn	Nov. 8	1986:	AU, 35-6	at Starkville	Oct. 25				
1953:	Tie, 21-21	at Starkville	Oct. 10	1987:	AU, 38-7	at Auburn	Oct. 24				
1955:	AU, 27-26	at Auburn	Nov. 5	1988:	AU, 33-0	at Auburn	Oct. 22				
1956:	AU, 27-20	at Auburn	Nov. 10	1989:	AU, 14-0	at Auburn	Oct. 28				
1957:	AU, 15-7	at Birmingham, AL	Nov. 9	1990:	AU, 17-16	at Starkville	Oct. 27				
1958:	AU, 33-14	at Auburn	Nov. 8	1991:	MSU, 24-17	at Auburn	Oct. 26				
1959:	AU, 31-0	at Birmingham, AL	Nov. 7	1992:	MSU, 14-7	at Starkville	Oct. 10				

at Auburn: AU leads, 28-7  
 at Starkville: AU leads, 12-6-1  
 at Neutral Sites: AU leads, 21-13-1  
     at Birmingham, AL: AU leads, 14-11-1  
     at Columbus, MS: AU leads, 1-0  
     at Jackson, MS: AU leads, 5-2  
     at Montgomery, AL: AU leads, 1-0

## GAME-BY-GAME STATISTICS

Last 20 Meetings

Date	Site	Result	Attend	Rank		AU				MSU														
				AU	MSU	FD	No	Yds	TD	C-A-I	Yds	TD	No	Yds										
10-12-96	Starkville	W	49-15	40,728	18	---	28	39	57	1	29-42-0	429	5	81	486	14	36	70	0	16-33-2	216	2	69	286
11-1-97	Auburn	L	0-20	82,736	11	---	17	20	-3	0	20-54-4	270	0	74	267	12	43	149	1	10-19-1	135	0	62	284
10-10-98	Starkville	L	21-38	40,029	---	---	13	45	95	0	8-21-3	116	2	66	211	12	42	177	2	5-15-1	76	1	57	253
10-9-99	Auburn	L	16-18	80,394	---	14	9	42	39	0	7-28-1	125	1	70	164	18	23	42	0	25-49-1	320	2	72	362
10-7-00	Starkville	L	10-17	40,656	15	20	7	19	18	1	20-32-0	146	0	51	164	17	42	135	1	18-31-1	208	1	73	343
10-6-01	Auburn	W	16-14	86,063	---	---	13	48	214	1	7-13-1	79	0	61	293	16	34	109	0	12-25-1	176	1	59	285
9-18-02	Starkville	W	42-14	52,583	---	---	19	48	207	3	10-21-0	183	3	69	390	17	31	91	2	20-34-2	232	0	65	323
10-18-03	Auburn	W	45-13	86,063	19	---	25	56	405	6	12-19-1	148	0	75	553	15	29	102	1	15-30-1	192	1	59	294
9-11-04	Starkville	W	43-14	51,021	19	---	21	41	283	2	13-22-0	182	4	63	465	13	29	81	0	24-36-1	190	2	65	271
9-10-05	Auburn	W	28-0	81,921	---	---	16	41	118	1	12-18-0	202	2	59	320	10	38	81	0	12-21-1	126	0	59	208
9-9-06	Starkville	W	34-0	43,460	4	---	20	36	111	2	22-32-0	277	2	68	388	11	33	79	0	12-25-1	82	0	58	161
9-15-07	Auburn	L	14-19	82,129	---	---	16	46	216	2	12-22-3	107	0	68	323	14	43	172	1	5-18-0	41	0	61	213
9-13-08	Starkville	W	3-2	52,911	9	---	14	45	161	0	14-26-0	154	0	71	315	6	30	38	0	10-25-1	78	0	55	116
9-12-09	Auburn	W	49-24	85,269	---	---	29	59	390	5	11-24-0	199	1	83	589	14	38	167	1	11-21-2	130	1	59	297
9-9-10	Starkville	W	17-14	54,806	21	--	21	46	190	0	12-21-1	158	2	67	348	16	33	117	2	16-35-1	129	0	68	246
9-10-11	Auburn	W	41-34	87,451	--	--	21	36	235	2	16-23-1	146	2	59	381	31	63	333	2	21-32-1	198	1	97	531
9-8-12	Starkville	L	10-28	56,111	---	---	15	39	91	0	13-22-3	125	0	61	216	23	36	166	1	20-29-0	222	3	65	216
9-14-13	Auburn	W	24-20	85,817	---	---	22	36	120	0	23-34-2	339	2	70	459	19	40	202	3	15-28-0	213	0	68	415
10-11-14	Starkville	L	23-38	62,945	2	3	25	43	232	0	17-35-2	209	2	78	441	24	44	223	4	18-35-3	246	1	79	469
9-26-15	Auburn	L	9-17	87,451	--	--	25	50	201	0	20-28-1	188	0	78	389	18	21	56	0	29-41-0	270	2	62	326

**CAREER STATS VS. MISSISSIPPI STATE**

PASSING				
Player	C-A-I	TD	Yds.	Yds/Gm
Sean White	20-28-1	0	188	188.0

RUSHING				
Player	No.	Yds.	Avg/Carry	TD
Sean White	11	29	2.6	0
Kerryon Johnson	5	28	5.6	0
Stanton Truitt	2	5	2.5	0
Marcus Davis	1	-8	-8.0	0

RECEIVING				
Player	No.	Yds.	Avg/Catch	TD
Marcus Davis	8	62	7.4	0
Kerryon Johnson	3	32	10.6	0
Chandler Cox	1	10	10	0
Jason Smith	1	6	6	0

PUNT RETURNS				
Player	No.	Yds.	Avg/Return	TD
Marcus Davis	1	4	4.0	0

KICK RETURNS				
Player	No.	Yds.	Avg/Return	TD
Johnathan Ford	2	46	23.0	0

DEFENSIVE				
Player	UA	A	Total	Misc.
Jonathan Ford	7	3	10	1 FF, 1 INT, 1 QBH
Montravius Adams	3	6	9	---
Carlton Davis	5	1	6	1 FF
Tray Matthews	4	2	6	.5 TFL
Tre' Williams	1	3	4	1 TFL, 1 QBH
Jeremiah Dinson	2	1	3	---
Dontavious Russell	0	2	2	---
Alex Kozan	0	1	1	---
Stephen Roberts	0	1	1	---
Jeff Holland	1	0	1	1 QBH
Devaroe Lawrence	0	1	1	---
Byron Cowart	0	1	1	---
Maurice Swain	0	0	0	1 QBH

PUNTING				
Player	No.	Yds.	Avg/Punt	Long
Daniel Carlson	6	257	42.8	49
Kevin Phillips	5	207	41.4	49

KICKING				
Player	PAT	FGA-FGM	Long FG	Total Points
Daniel Carlson	2-2	6-8	51	20

ALABAMA (5-0, 2-0 SEC)		
Sept. 3	vs. Southern Cal (ABC)	W, 52-6
Sept. 10	WESTERN KENTUCKY (ESPN2)	W, 38-10
Sept. 17	at Ole Miss* (CBS)	W, 48-43
Sept. 24	KENT ST. (SECN)	W, 48-0
Oct. 1	KENTUCKY* (ESPN)	W, 34-6
Oct. 8	at Arkansas* (ESPN)	6 pm
Oct. 15	at Tennessee*	TBA
Oct. 22	TEXAS A&M*	TBA
Nov. 5	at LSU*	TBA
Nov. 12	MISSISSIPPI ST.*	TBA
Nov. 19	CHATTANOOGA	TBA
Nov. 26	AUBURN*	TBA

ARKANSAS (4-1, 0-1 SEC)		
Sept. 3	Louisiana Tech (SECN)	W, 21-20
Sept. 10	at TCU (ESPN2)	W, 41-38 (2OT)
Sept. 17	Texas St. (SECN)	W, 42-3
Sept. 24	vs. Texas A&M* (Arlington) (ESPN)	L, 45-24
Oct. 1	Alcorn St. (Little Rock) (SECN)	W, 52-10
Oct. 8	ALABAMA* (ESPN)	6 pm
Oct. 15	OLE MISS*	TBA
Oct. 22	at Auburn*	TBA
Nov. 5	FLORIDA*	TBA
Nov. 12	LSU*	TBA
Nov. 19	at Mississippi St.*	TBA
Nov. 25	at Missouri*	TBA

GEORGIA (3-2, 1-2 SEC)		
Sept. 3	vs. North Carolina (ESPN)	W, 33-24
Sept. 10	NICHOLLS ST. (SECN)	W, 26-24
Sept. 17	at Missouri* (SECN)	W, 28-27
Sept. 24	at Ole Miss* (ESPN)	L, 45-14
Oct. 1	TENNESSEE* (CBS)	L, 34-31
Oct. 8	at South Carolina* (SECN)	6:30 pm
Oct. 15	VANDERBILT*	TBA
Oct. 29	vs. Florida* (Jacksonville; CBS)	2:30 pm
Nov. 5	at Kentucky*	TBA
Nov. 12	AUBURN*	TBA
Nov. 19	UL-LAFAYETTE	TBA
Nov. 26	GEORGIA TECH	TBA

LSU (3-2, 2-1 SEC)		
Sept. 3	vs. Wisconsin (ABC)	L, 16-14
Sept. 10	JACKSONVILLE ST. (ESPNU)	W, 34-13
Sept. 17	MISSISSIPPI ST.* (ESPN/2)	W, 23-20
Sept. 24	at Auburn* (ESPN)	L, 18-13
Oct. 1	MISSOURI* (SECN)	W, 42-7
Oct. 8	at Florida* (ESPN)	11 am
Oct. 15	SOUTHERN MISS	TBA
Oct. 22	OLE MISS*	TBA
Nov. 5	ALABAMA*	TBA
Nov. 12	at Arkansas*	TBA
Nov. 19	SOUTH ALABAMA	TBA
Nov. 24	at Texas A&M* (ESPN)	6:30 pm

OLE MISS (3-2, 1-1 SEC)		
Sept. 5	vs. Florida St. (ESPN)	L, 45-34
Sept. 10	WOFFORD (SECN)	W, 38-13
Sept. 17	ALABAMA* (CBS)	L, 48-43
Sept. 24	GEORGIA* (ESPN)	W, 45-14
Oct. 1	MEMPHIS (ESPN2)	W, 48-28
Oct. 15	at Arkansas*	TBA
Oct. 22	at LSU*	TBA
Oct. 29	AUBURN*	TBA
Nov. 5	GEORGIA SOUTHERN	TBA
Nov. 12	at Texas A&M*	TBA
Nov. 19	at Vanderbilt*	TBA
Nov. 26	MISSISSIPPI ST.*	TBA

MISSISSIPPI STATE (2-2, 1-1 SEC)		
Sept. 3	SOUTH ALABAMA (SECN)	L, 21-20
Sept. 10	SOUTH CAROLINA* (ESPN/2)	W, 27-14
Sept. 17	at LSU* (ESPN/2)	L, 23-20
Sept. 24	at UMass (ESPN3)	W, 47-35
Oct. 8	AUBURN* (SECN)	11 am
Oct. 14	at BYU	TBA
Oct. 22	at Kentucky*	TBA
Oct. 29	Samford	TBA
Nov. 5	TEXAS A&M*	TBA
Nov. 12	at Alabama*	TBA
Nov. 19	ARKANSAS*	TBA
Nov. 26	at Ole Miss*	TBA

TEXAS A&M (5-0, 3-0 SEC)		
Sept. 3	UCLA (CBS)	W, 31-24
Sept. 10	PRAIRIE VIEW A&M (SECN)	W, 67-0
Sept. 17	at Auburn* (ESPN)	W, 29-16
Sept. 24	vs. Arkansas* (Arlington, TX) (ESPN)	W, 45-24
Oct. 1	at South Carolina* (SECN)	W, 24-13
Oct. 8	TENNESSEE* (CBS)	2:30 pm
Oct. 22	at Alabama*	TBA
Oct. 29	NEW MEXICO ST.	TBA
Nov. 5	at Mississippi St.*	TBA
Nov. 12	OLE MISS*	TBA
Nov. 19	UTSA	TBA
Nov. 24	LSU* (ESPN)	6:30 pm

VANDERBILT (2-3, 0-2 SEC)		
Sept. 1	SOUTH CAROLINA* (ESPN)	L, 13-10
Sept. 10	MIDDLE TENNESSEE (SECN)	W, 47-24
Sept. 17	at Georgia Tech (ACCN)	L, 38-7
Sept. 24	at W. Kentucky (CBSN)	W, 31-30 (OT)
Oct. 1	FLORIDA* (SECN)	L, 13-6
Oct. 8	at Kentucky* (SECN)	3 pm
Oct. 15	at Georgia*	TBA
Oct. 22	TENNESSEE ST.	TBA
Nov. 5	at Auburn*	TBA
Nov. 12	at Missouri*	TBA
Nov. 19	OLE MISS*	TBA
Nov. 26	TENNESSEE*	TBA

CLEMSON (4-0, 2-0 ACC)		
Sept. 3	at Auburn (ESPN)	W, 19-13
Sept. 10	TROY (ACCN)	W, 30-24
Sept. 17	SOUTH CAROLINA ST. (FSN)	W, 59-0
Sept. 22	at Georgia Tech* (ESPN)	W, 26-7
Oct. 1	LOUISVILLE* (ABC)	W, 42-36
Oct. 7	at Boston College* (ESPN)	6:30 pm
Oct. 15	NORTH CAROLINA ST.*	TBA
Oct. 29	at Florida State*	TBA
Nov. 5	SYRACUSE*	TBA
Nov. 12	PITT*	TBA
Nov. 19	at Wake Forest*	TBA
Nov. 26	SOUTH CAROLINA	TBA

ARKANSAS STATE (0-4, 0-0 SUN BELT)		
Sept. 2	TOLEDO (ESPNU)	L, 31-10
Sept. 10	at Auburn (SECN)	L, 51-14
Sept. 17	at Utah St. (CBSSN)	L, 34-20
Sept. 24	CENTRAL ARKANSAS (ESPN3)	L, 28-23
Oct. 5	GEORGIA SOUTHERN* (ESPN2)	7 pm
Oct. 15	SOUTH ALABAMA*	6 pm
Oct. 29	ULM*	6 pm
Nov. 3	at Georgia St.* (ESPNU)	6:30 pm
Nov. 12	NEW MEXICO ST.*	2 pm
Nov. 17	at Troy* (ESPN2)	8:30 pm
Nov. 26	at UL-Lafayette*	TBA
Dec. 3	at Texas St.*	3 pm

ULM (1-3, 0-1 SUN BELT)		
Sept. 3	SOUTHERN (ESPN3)	W, 38-21
Sept. 10	at Oklahoma (FS OK)	L, 59-17
Sept. 17	at Georgia Southern (ESPN3)	L, 23-21
Oct. 1	at Auburn (SECN)	L, 58-7
Oct. 8	IDAHO*	6 pm
Oct. 15	TEXAS ST.*	6 pm
Oct. 22	at New Mexico (ROOT)	8 pm
Oct. 29	at Arkansas St.*	6 pm
Nov. 5	SOUTH ALABAMA*	4 pm
Nov. 12	at Georgia St.*	TBA
Nov. 19	at Appalachian St.*	TBA
Dec. 3	UL LAFAYETTE*	2 pm

ALABAMA A&M (1-4, 1-3 SWAC)		
Sept. 3	at Middle Tennessee	L, 55-0
Sept. 10	at Mississippi Valley St.*	W, 35-16
Sept. 17	PRAIRIE VIEW A&M*	L, 41-20
Sept. 24	SOUTHERN*	L, 59-31
Oct. 1	at Texas Southern*	L, 34-31
Oct. 8	ALCORN ST.*	2 pm
Oct. 15	at Arkansas-Pine Bluff*	2:30 pm
Oct. 29	vs. Alabama St.* (ESPN3)	3 pm
Nov. 5	GRAMBLING ST.*	2 pm
Nov. 12	at Jackson St.*	2 pm
Nov. 19	at Auburn	TBA

all times Central

@COACHGUSMALZAHN



# GUS MALZAHN » HEAD COACH

## FAST FACTS

- » Gus Malzahn has won or played for a conference title in six of his 10 seasons as a collegiate coach
- » Malzahn's teams have won their conference championships in three of the last six seasons - with Auburn in 2010 and 2013 and Arkansas State in 2012
- » Two of the four most productive offenses in SEC history were Malzahn concoctions: Auburn 2013 (7,018) and Auburn 2010 (6,989)
- » Just the third coach in SEC history to win an SEC title in his first year at a school, joining Bernie Moore at LSU in 1935 and John Vaught at Ole Miss in 1947
- » Malzahn is 25-8 at home as a collegiate head coach (5-1 in 2012 at Arkansas State; 8-0 in 2013, 6-1 in 2014, 3-4 in 2015 and 3-2 in 2016 at Auburn). He started his Auburn tenure with 13 consecutive home victories.
- » In his fourth season, Malzahn is already eighth among Auburn football coaches all-time in total wins.  
The leaders (and seasons coached): **176**, Ralph "Shug" Jordan (25); **99**, Pat Dye (12) and Mike Donahue (18); **85**, Tommy Tuberville (10); **48**, Jack Meagher (9); **47**, Terry Bowden (6); **33**, Gene Chizik (4); **30**, **Gus Malzahn (4)**; 29, Doug Barfield (5); **22**, Chet Wynne (4)
- » In six seasons at Auburn as an assistant or head coach, Malzahn's teams have had at least one first-team all-SEC selection each season
- » In 14 seasons as a high school head coach in Arkansas, Malzahn led seven teams to the state championship game and won three titles. In July 2013, he was inducted into the Arkansas High School Sports Hall of Fame

» Malzahn's Auburn teams scored at least 20 points in his first 23 games as head coach; his Auburn teams have scored 20 points or more in 37 of 45 games.

- » Has produced 13 1,000-yard rushers in 10 years as a college head coach/offensive coordinator, at least one each season. Malzahn has coached five 1,000-yard receivers and three 3,000-yard passers
- » His 20-7 record was the second-best start in Auburn history, only behind Terry Bowden, who started 20-1-1 in 1993-94
- » 2013 national coach of the year awards: Eddie Robinson, Bobby Bowden, Bear Bryant, Home Depot, Associated Press, Liberty Mutual, Sporting News, SB Nation, USSA Amos Alonzo Stagg

» Author in 2003 of "The Hurry-up, No Huddle: An Offensive Philosophy", ranked among Amazon's 75 top-selling football books

» Auburn has produced a rusher with 100 or more yards in 32 of 45 games under head coach Gus Malzahn

### ONE-SCORE GAMES

» Coach Gus Malzahn is 16-8 in one-score games as a college head coach (13-8 at Auburn).  
**1-1 in 2016:** L, 19-13 vs. Clemson; W, 18-13 vs. LSU

**3-4 in 2015:** W, 31-25 vs. Louisville; W, 27-20 (OT) vs. Jacksonville State; L, 17-9 vs. Mississippi State; W, 30-27 at Kentucky; L, 54-46 (4OT) at Arkansas; L 27-19 vs. Ole Miss; L 20-13 vs. Georgia

**3-2 in 2014:** W, 20-14 at No. 20 Kansas State; W, 42-35 vs. South Carolina; W, 35-31 at No. 7 Ole Miss; L, 38-41 vs. Texas A&M; L, 31-34 (OT) vs. Wisconsin

**6-1 in 2013:** W, 31-24 vs. Washington State; W, 24-20 vs. Mississippi State; W, 30-22 vs. No. 24 Ole Miss; W, 45-41 at No. 7 Texas A&M; W, 43-38 vs. No. 25 Georgia; W, 34-28 vs. No. 1 Alabama; L, 31-34 vs. No. 1 Florida State

**3-0 at Arkansas State (2012):** W, 33-28 vs. Memphis; W, 36-29 vs. South Alabama; W, 41-34 at Troy.

## MALZAHN FILE

### COACHING CAREER

Year	School	Position
2013-16	Auburn	Head Coach
2012	Arkansas State	Head Coach
2009-11	Auburn	Offensive Coordinator/QB
2007-08	Tulsa	Asst. HC/Co-Off. Coordinator
2006	Arkansas	Offensive Coordinator
2001-05	Springdale (Ark.)	Head Coach
1996-00	Shiloh Christian (Ark.)	Head Coach
1992-95	Hughes (Ark.)	Head Coach

### CHAMPIONSHIPS

Year	School	Championship
2013	Auburn	SEC
2013	Auburn	SEC West
2012	Arkansas State	Sun Belt
2010	Auburn	BCS
2010	Auburn	SEC
2010	Auburn	SEC West
2008	Tulsa	CUSA West
2007	Tulsa	CUSA West
2006	Arkansas	SEC West

### BOWLS COACHED IN

Year	School	Bowl
2015	Auburn	Birmingham
2015	Auburn	Outback
2014	Auburn	BCS National Championship
2011	Auburn	Chick-fil-A
2011	Auburn	BCS National Championship
2010	Auburn	Outback
2009	Tulsa	GMAC
2008	Tulsa	GMAC
2007	Arkansas	Capital One

## MALZAHN'S HEAD COACHING RECORD

YEAR	SCHOOL	REC.	CONF.	NOTES
2012	Arkansas State	9-3	7-1	Sun Belt Champion
2013	Auburn	12-2	7-1	SEC Champion/BCS Champ. Game
2014	Auburn	8-5	4-4	
2015	Auburn	7-6	2-6	Birmingham Bowl Champion
2016	Auburn	3-2	1-1	
<b>TOTAL</b>	<b>(5 years)</b>	<b>39-18 (.684)</b>	<b>21-13 (.618)</b>	





# JORDAN-HARE STADIUM » 87,451

Jordan-Hare Stadium is Auburn's showcase football stadium, which seats 87,451, with 70 luxury suites located between the lower level and upper deck on the east side and college football's largest videoboard - debuted in 2015 - spanning the south end.

Pat Dye Field at Jordan-Hare Stadium is the nation's 11th-largest on-campus stadium with a capacity of 87,451. It is the seventh-largest in the SEC.

The Tigers have won 78.7 percent of their games in Jordan-Hare Stadium since its 1939 dedication and hold an overall record of 308-81-7 there.

The 2014 season was the 75th anniversary of Jordan-Hare Stadium.

The stadium was dedicated Nov. 30, 1939, with 7,500 seats. Ten years later, 14,000 more seats were added, and the stadium was named Cliff Hare Stadium (after a member of Auburn's first football team and eventual dean of the School of Chemistry), although only 12 home games were played there over that 10-year span.

Additional seats were added in 1955, 1960 and 1970. The West upper deck was completed in 1980; the East upper deck and suites were finished for the 1987 season.

The facility was renamed Jordan-Hare Stadium in 1973, recognizing Hall of Fame coach Ralph "Shug" Jordan. The turf at Jordan-Hare Stadium was officially named after Pat Dye, Auburn's Hall of Fame coach and athletics director, prior to the 2005 Iron Bowl.

The Tigers posted a 99-39-4 record in 12 seasons under Dye from 1981-92, and won four SEC championships. Auburn's home games are now played at Pat Dye Field at Jordan-Hare Stadium.

On game days, Auburn's Pat Dye Field at Jordan-Hare Stadium becomes the sixth-largest city in the state of Alabama as Auburn has averaged at least 80,000 fans per game for the last 21 seasons.

Since Jordan-Hare Stadium expanded to its current capacity prior to the 2004 season, the Tigers have tallied 46 sell-out games.

## JHS QUICK FACTS

### ATTENDANCE AVERAGE

1993	81,062
1994	81,287
1995	81,181
1996	82,468
1997	83,545
1998	81,105
1999	80,905
2000	82,435
2001	85,448
2002	82,943
2003	85,203
2004	83,085
2005	84,161
2006	85,063
2007	84,689
2008	86,915
2009	84,614
2010	86,087
2011	85,792
2012	82,646
2013	85,656
2014	87,451
2015	87,451
2016	87,226

### ALL-TIME WINNING PERCENTAGE BY STADIUM

Year	Record	Winning Pct.
1. Baylor : McLane Stadium (2014)	13-2	.867
3. Georgia Southern: Paulson Stadium (1984)	188-34	.847
2. Marshall: Joan C. Edwards Stadium (1991)	149-28	.842
4. Boise State: Albertsons Stadium (1970)	250-53	.825
5. Alabama: Bryant-Denny Stadium (1929)	248-53-3	.821
6. Oklahoma: Gaylord Family-Okla. Memorial (1923)	381-85-15	.808
7. Penn State: Beaver Stadium (1960)	274-72	.792
<b>8. Auburn: Jordan-Hare Stadium (1939)</b>	<b>308-81-7</b>	<b>.787</b>
9. Ohio State: Ohio Stadium (1922)	426-111-20	.783
10. Tennessee: Neyland Stadium (1921)	457-123-17	.780

## LARGEST ON-CAMPUS STADIUMS

1. Michigan Stadium (Michigan)	107,601
2. Beaver Stadium (Penn State)	106,572
3. Ohio Stadium (Ohio State)	104,944
4. Kyle Field (Texas A&M)	102,733
5. Neyland Stadium (Tennessee)	102,455
6. Tiger Stadium (LSU)	102,321
7. Bryant-Denny Stadium (Alabama)	101,821
8. Darrell K. Royal-Texas Memorial Stadium (Texas)	100,119
9. Sanford Stadium (Georgia)	92,746
10. Ben Hill Griffin Stadium (Florida)	88,548
<b>11. Jordan-Hare Stadium (Auburn)</b>	<b>87,451</b>
12. Memorial (Nebraska)	86,047
13. Gaylord Family Oklahoma Memorial Stadium (Oklahoma)	83,489
14. Memorial (Clemson)	81,500
15. Bobby Bowden Field at Doak Campbell Stadium (Florida State)	79,560

2016 STATISTICS

RECORD	OVERALL	HOME	AWAY	NEUTRAL
ALL GAMES	3-2-0	3-2-0	0-0-0	0-0-0
CONFERENCE	1-1-0	1-1-0	0-0-0	0-0-0
NON-CONFERENCE	2-1-0	2-1-0	0-0-0	0-0-0

DATE	OPPONENT	W/L	SCORE	ATTEND
9/3/2016	#2 Clemson	L	19-13	87,451 (c)
9/10/2016	Arkansas State	W	51-14	86,825
9/17/2016	#17 Texas A&M*	L	29-16	87,175
9/24/2016	#18 LSU*	W	18-13	87,451 (c)
10/1/2016	ULM	W	58-7	84,243

\*SEC game

RUSHING	GP	Att	Gain	Loss	Net	Avg	TD	Long	Avg/G
Kerryon Johnson	5	102	526	9	517	5.1	6	47	103.4
Kamryn Pettway	4	52	337	1	336	6.5	1	64	84.0
John Franklin III	5	16	220	17	203	12.7	1	80	40.6
Malik Miller	3	16	74	5	69	4.3	1	14	23.0
Stanton Truitt	5	13	63	5	58	4.5	0	21	11.6
Sean White	5	34	142	85	57	1.7	1	20	11.4
Kam Martin	4	14	56	0	56	4.0	0	7	14.0
Damian Lewis	1	5	21	0	21	4.2	0	13	21.0
Daniel Carlson	5	1	20	0	20	20.0	1	20	4.0
Eli Stove	4	3	20	0	20	6.7	0	19	5.0
Ryan Davis	5	2	8	2	6	3.0	0	8	1.2
Chandler Cox	5	5	7	1	6	1.2	0	3	1.2
Jason Smith	5	1	0	0	0	0.0	0	0	0.0
TEAM	3	2	0	2	-2	-1.0	0	0	-0.7
Jeremy Johnson	1	6	5	23	-18	-3.0	0	3	-18.0
<b>Total</b>	<b>5</b>	<b>272</b>	<b>1499</b>	<b>150</b>	<b>1349</b>	<b>5.0</b>	<b>11</b>	<b>80</b>	<b>269.8</b>
<b>Opponents</b>	<b>5</b>	<b>180</b>	<b>887</b>	<b>107</b>	<b>780</b>	<b>4.3</b>	<b>4</b>	<b>89</b>	<b>156.0</b>

PASSING	G	Effic	Cmp-Att-Int	Pct	Yds	TD	Lng	Avg/G
Sean White	5	153.57	78-114-1	68.4	983	5	48	196.6
John Franklin III	5	154.32	6-10-0	60.0	73	1	39	14.6
Jeremy Johnson	1	86.53	4-6-1	66.7	38	0	18	38.0
TEAM	3	0.00	0-2-0	0.0	0	0	0	0.0
<b>Total</b>	<b>5</b>	<b>148.25</b>	<b>88-132-2</b>	<b>66.7</b>	<b>1094</b>	<b>6</b>	<b>48</b>	<b>218.8</b>
<b>Opponents</b>	<b>5</b>	<b>113.54</b>	<b>92-164-2</b>	<b>56.1</b>	<b>1012</b>	<b>4</b>	<b>68</b>	<b>202.4</b>

RECEIVING	G	No.	Yds	Avg	TD	Long	Avg/G
Tony Stevens	5	21	344	16.4	3	48	68.8
Ryan Davis	5	17	140	8.2	0	23	28.0
Marcus Davis	5	13	100	7.7	0	21	20.0
Will Hastings	5	9	68	7.6	1	29	13.6
Kerryon Johnson	5	8	70	8.8	0	36	14.0
Kyle Davis	5	7	178	25.4	1	48	35.6
Darius Slayton	5	4	91	22.8	0	36	18.2
Stanton Truitt	5	3	20	6.7	0	9	4.0
Nate Craig-Myers	5	2	48	24.0	1	39	9.6
Eli Stove	4	2	20	10.0	0	12	5.0
Kam Martin	4	1	10	10.0	0	10	2.5
Kamryn Pettway	4	1	5	5.0	0	5	1.2
<b>Total</b>	<b>5</b>	<b>88</b>	<b>1094</b>	<b>12.4</b>	<b>6</b>	<b>48</b>	<b>218.8</b>
<b>Opponents</b>	<b>5</b>	<b>92</b>	<b>1012</b>	<b>11.0</b>	<b>4</b>	<b>68</b>	<b>202.4</b>

TEAM STATISTICS	AUBURN	OPP
SCORING	156	82
Points Per Game	31.2	16.4
Points Off Turnovers	14	6
FIRST DOWNS	129	82
Rushing	70	36
Passing	48	39
Penalty	11	7
RUSHING YARDAGE	1349	780
Yards gained rushing	1499	887
Yards lost rushing	150	107
Rushing Attempts	272	180
Average Per Rush	5.0	4.3
Average Per Game	269.8	156.0
TDs Rushing	11	4
PASSING YARDAGE	1094	1012
Comp-Att-Int	88-132-2	92-164-2
Average Per Pass	8.3	6.2
Average Per Catch	12.4	11.0
Average Per Game	218.8	202.4
TDs Passing	6	4
TOTAL OFFENSE	2443	1792
Total Plays	404	344
Average Per Play	6.0	5.2
Average Per Game	488.6	358.4
KICK RETURNS: #-Yards	9-167	3-64
PUNT RETURNS: #-Yards	5-51	0-0
INT RETURNS: #-Yards	2-0	2-0
KICK RETURN AVERAGE	18.6	21.3
PUNT RETURN AVERAGE	10.2	0.0
INT RETURN AVERAGE	0.0	0.0
FUMBLES-LOST	8-5	6-3
PENALTIES-Yards	27-171	32-276
Average Per Game	34.2	55.2
PUNTS-Yards	17-677	28-1150
Average Per Punt	39.8	41.1
Net punt average	38.6	37.8
KICKOFFS-Yards	31-2011	22-1367
Average Per Kick	64.9	62.1
Net kick average	40.2	43.2
TIME OF POSSESSION/Game	32:21	27:39
3RD-DOWN Conversions	37/79	23/76
3rd-Down Pct	47%	30%
4TH-DOWN Conversions	4/11	5/10
4th-Down Pct	36%	50%
SACKS BY-Yards	11-59	13-108
MISC YARDS	14	0
TOUCHDOWNS SCORED	17	8
FIELD GOALS-ATTEMPTS	12-13	9-12
ON-SIDE KICKS	0-1	0-0
RED-ZONE SCORES	(21-27) 78%	(14-19) 74%
RED-ZONE TOUCHDOWNS	(11-27) 41%	(7-19) 37%
PAT-ATTEMPTS	(16-16) 100%	(7-8) 88%
ATTENDANCE	433145	0
Games/Avg Per Game	5/86629	0/0
Neutral Site Games		0/0

SCORE BY QUARTERS	1st	2nd	3rd	4th	Total
Auburn	38	50	41	27	156
Opponents	17	30	19	16	82

PUNT RETURNS	No.	Yds	Avg	TD	Long
Marcus Davis	5	51	10.2	0	25
<b>Total</b>	<b>5</b>	<b>51</b>	<b>10.2</b>	<b>0</b>	<b>25</b>
<b>Opponents</b>	<b>0</b>	<b>0</b>	<b>0.0</b>	<b>0</b>	<b>0</b>

### 2016 STATISTICS

INTERCEPTIONS.....	No.	Yds	Avg	TD	Long
Javaris Davis .....	1	0	0.0	0	0
Joshua Holsey.....	1	0	0.0	0	0
<b>Total.....</b>	<b>2</b>	<b>0</b>	<b>0.0</b>	<b>0</b>	<b>0</b>
<b>Opponents.....</b>	<b>2</b>	<b>0</b>	<b>0.0</b>	<b>0</b>	<b>0</b>

KICK RETURNS.....	No.	Yds	Avg	TD	Long
Johnathan Ford .....	6	99	16.5	0	25
Kerryon Johnson .....	3	68	22.7	0	34
<b>Total.....</b>	<b>9</b>	<b>167</b>	<b>18.6</b>	<b>0</b>	<b>34</b>
<b>Opponents.....</b>	<b>3</b>	<b>64</b>	<b>21.3</b>	<b>0</b>	<b>25</b>

FUMBLE RETURNS.....	No.	Yds	Avg	TD	Long
<b>Total.....</b>	<b>0</b>	<b>0</b>	<b>0.0</b>	<b>0</b>	<b>0</b>
<b>Opponents.....</b>	<b>0</b>	<b>0</b>	<b>0.0</b>	<b>0</b>	<b>0</b>

FIELD GOAL RETURNS.....	No.	Yds	Avg	TD	Long
<b>Total.....</b>	<b>0</b>	<b>0</b>	<b>0.0</b>	<b>0</b>	<b>--</b>
<b>Opponents.....</b>	<b>0</b>	<b>0</b>	<b>0.0</b>	<b>1</b>	<b>0</b>

SCORING .....	TD	FGs	PATs					DXP	Saf	Points
			Kick	Rush	Rcv	Pass				
Daniel Carlson .....	1	12-13	16-16	0-0	0	0-0	0	0	58	
Kerryon Johnson .....	6	0-0	0-0	0-0	0	0-0	0	0	36	
Tony Stevens.....	3	0-0	0-0	0-0	0	0-0	0	0	18	
John Franklin III .....	1	0-0	0-0	0-0	0	0-1	0	0	6	
Kyle Davis.....	1	0-0	0-0	0-0	0	0-0	0	0	6	
Sean White .....	1	0-0	0-0	0-0	0	0-0	0	0	6	
Malik Miller.....	1	0-0	0-0	0-0	0	0-0	0	0	6	
Kamryn Pettway .....	1	0-0	0-0	0-0	0	0-0	0	0	6	
Will Hastings.....	1	0-0	0-0	0-0	0	0-0	0	0	6	
Nate Craig-Myers .....	1	0-0	0-0	0-0	0	0-0	0	0	6	
Gary Walker.....	0	0-0	0-0	0-0	0	0-0	0	1	2	
<b>Total.....</b>	<b>17</b>	<b>12-13</b>	<b>16-16</b>	<b>0-0</b>	<b>0</b>	<b>0-1</b>	<b>0</b>	<b>1</b>	<b>156</b>	
<b>Opponents.....</b>	<b>8</b>	<b>9-12</b>	<b>7-8</b>	<b>0-0</b>	<b>0</b>	<b>0-0</b>	<b>0</b>	<b>0</b>	<b>82</b>	

TOTAL OFFENSE.....	G	Plays	Rush	Pass	Total	Avg/G
Sean White .....	5	148	57	983	1040	208.0
Kerryon Johnson .....	5	102	517	0	517	103.4
Kamryn Pettway .....	4	52	336	0	336	84.0
John Franklin III .....	5	26	203	73	276	55.2
Malik Miller.....	3	16	69	0	69	23.0
Stanton Truitt.....	5	13	58	0	58	11.6
Kam Martin .....	4	14	56	0	56	14.0
Damian Lewis.....	1	5	21	0	21	21.0
Daniel Carlson .....	5	1	20	0	20	4.0
Jeremy Johnson .....	1	12	-18	38	20	20.0
Eli Stove .....	4	3	20	0	20	5.0
Ryan Davis .....	5	2	6	0	6	1.2
Chandler Cox .....	5	5	6	0	6	1.2
TEAM.....	3	4	-2	0	-2	-0.7
<b>Total.....</b>	<b>5</b>	<b>404</b>	<b>1349</b>	<b>1094</b>	<b>2443</b>	<b>488.6</b>
<b>Opponents.....</b>	<b>5</b>	<b>344</b>	<b>780</b>	<b>1012</b>	<b>1792</b>	<b>358.4</b>

FIELD GOALS .....	FGM-FGA	Pct	01-19	20-29	30-39	40-49	50-99	Lg	Blk
Daniel Carlson .....	12-13	92.3	1-1	3-3	5-5	1-1	2-3	53	1

FG SEQUENCE	Auburn	OPPONENTS
Clemson	(53),(32)	(30),(40)
Arkansas State	(18),(37),(42)	41
Texas A&M	(37)	(46),(35),(31),(25),(26)
LSU	(51),(29),(29),(31),(37),(29)	51,(29),(25)
ULM	56	42

Numbers in (parentheses) indicate field goal was made.

PUNTING.....	No.	Yds	Avg	Long	TB	FC	I20	50+	Blkd
Kevin Phillips.....	15	622	41.5	68	1	12	3	2	0
Ian Shannon .....	2	55	27.5	33	0	1	1	0	0
<b>Total.....</b>	<b>17</b>	<b>677</b>	<b>39.8</b>	<b>68</b>	<b>1</b>	<b>13</b>	<b>4</b>	<b>2</b>	<b>0</b>
<b>Opponents.....</b>	<b>28</b>	<b>1150</b>	<b>41.1</b>	<b>59</b>	<b>2</b>	<b>12</b>	<b>7</b>	<b>6</b>	<b>0</b>

KICKOFFS.....	No.	Yds	Avg	TB	OB	Retn	Net	YdLn
Daniel Carlson .....	25	1625	65.0	24	0			
Ian Shannon .....	6	386	64.3	4	0			
<b>Total.....</b>	<b>31</b>	<b>2011</b>	<b>64.9</b>	<b>28</b>	<b>0</b>	<b>64</b>	<b>40.2</b>	<b>24</b>
<b>Opponents.....</b>	<b>22</b>	<b>1367</b>	<b>62.1</b>	<b>10</b>	<b>2</b>	<b>167</b>	<b>43.2</b>	<b>21</b>

ALL PURPOSE .....	G	Rush	Rec	PR	KOR	IR	Tot	Avg/G
Kerryon Johnson .....	5	517	70	0	68	0	655	131.0
Tony Stevens.....	5	0	344	0	0	0	344	68.8
Kamryn Pettway .....	4	336	5	0	0	0	341	85.2
John Franklin III .....	5	203	0	0	0	0	203	40.6
Kyle Davis.....	5	0	178	0	0	0	178	35.6
Marcus Davis .....	5	0	100	51	0	0	151	30.2
Ryan Davis .....	5	6	140	0	0	0	146	29.2
Johnathan Ford .....	5	0	0	0	99	0	99	19.8
Darius Slayton.....	5	0	91	0	0	0	91	18.2
Stanton Truitt .....	5	58	20	0	0	0	78	15.6
Malik Miller.....	3	69	0	0	0	0	69	23.0
Will Hastings.....	5	0	68	0	0	0	68	13.6
Kam Martin .....	4	56	10	0	0	0	66	16.5
Sean White .....	5	57	0	0	0	0	57	11.4
Nate Craig-Myers .....	5	0	48	0	0	0	48	9.6
Eli Stove .....	4	20	20	0	0	0	40	10.0
Damian Lewis.....	1	21	0	0	0	0	21	21.0
Daniel Carlson .....	5	20	0	0	0	0	20	4.0
Chandler Cox .....	5	6	0	0	0	0	6	1.2
TEAM.....	3	-2	0	0	0	0	-2	-0.7
Jeremy Johnson .....	1	-18	0	0	0	0	-18	-18.0
<b>Total.....</b>	<b>5</b>	<b>1349</b>	<b>1094</b>	<b>51</b>	<b>167</b>	<b>0</b>	<b>2661</b>	<b>532.2</b>
<b>Opponents.....</b>	<b>5</b>	<b>780</b>	<b>1012</b>	<b>0</b>	<b>64</b>	<b>0</b>	<b>1856</b>	<b>371.2</b>



### 2016 DEFENSIVE STATISTICS

DEFENSIVE LEADERS	GP	Tackles			TFL/Yds	No-Yards	Pass Def			Fumbles		Blkd Kick	Saf
		Solo	Ast	Total			Int-Yds	BrUp	QBH	Rcv-Yds	FF		
23 Johnathan Ford	5-5	18	13	31	3.5-15	.	.	5	1	1-0	.	.	.
28 Tray Matthews	5-5	21	8	29	0.5-0	.	.	2	1	.	.	.	.
30 Tre' Williams	5-2	14	14	28	2.5-5	1.0-3	.	.	3	.	1	.	.
57 Deshaun Davis	5-5	11	10	21	1.0-2	.	.	2	3	.	.	.	.
49 Darrell Williams	5-4	11	9	20	0.5-1	.	.	.	2	.	1	.	.
6 Carlton Davis	5-5	17	1	18	1.0-5	.	.	4	.	.	.	.	.
19 Nick Ruffin	5-2	12	6	18	1.0-4	.	.	3	1	.	.	.	.
1 Montravius Adams	5-5	10	5	15	4.0-20	2.5-13	.	.	6	.	.	1	.
15 Joshua Holsey	5-4	14	.	14	.	.	1-0	2	.	.	.	.	.
3 Marlon Davidson	5-5	6	6	12	2.0-8	1.5-8	.	.	1	.	.	.	.
55 Carl Lawson	5-5	6	6	12	5.0-32	4.0-28	.	.	10	.	.	.	.
95 Dontavious Russell	5-5	4	7	11	.	.	.	.	4	.	.	.	.
14 Stephen Roberts	4-2	7	4	11	0.5-1	.	.	1	1	.	.	.	.
48 Montavious Atkinson	5-0	8	1	9	2.5-9	.	.	.	.	.	.	.	.
31 Javaris Davis	5-1	7	1	8	.	.	1-0	2	.	.	.	.	.
79 Andrew Williams	5-0	5	1	6	1.5-5	1.5-5	.	.	1	.	.	.	.
17 TJ Neal	4-0	4	2	6	.	.	.	.	.	.	.	.	.
94 Devaroe Lawrence	4-0	3	2	5	1.0-1	.	.	.	1	.	.	.	.
4 Jeff Holland	5-0	4	.	4	.	.	.	.	4	1-0	.	.	.
9 Byron Cowart	5-0	3	1	4	.	.	.	.	.	.	1	.	.
90 Maurice Swain	5-0	2	1	3	.	.	.	.	1	.	.	.	.
10 Paul James	3-0	3	.	3	1.0-6	.	.	1	1	.	.	.	.
26 Marshall Taylor	4-0	2	.	2	.	.	.	1	.	.	.	.	.
5 Derrick Brown	5-0	1	1	2	0.5-2	0.5-2	.	.	.	1-0	.	.	.
11 Markell Boston	5-0	2	.	2	.	.	.	.	.	.	.	.	.
97 Gary Walker	1-0	1	.	1	1.0-1	.	.	.	.	.	.	.	1
24 Daniel Thomas	3-0	.	1	1	.	.	.	1	.	.	.	.	.
25 Austin Dupper	2-0	1	.	1	.	.	.	.	.	.	.	.	.
13 TJ Davis	5-0	.	1	1	.	.	.	.	.	.	.	.	.
22 John Broussard	3-0	.	1	1	.	.	.	1	.	.	.	.	.
<b>Total</b>	<b>5-0</b>	<b>197</b>	<b>102</b>	<b>299</b>	<b>29-117</b>	<b>11-59</b>	<b>2-0</b>	<b>25</b>	<b>41</b>	<b>3-0</b>	<b>3</b>	<b>1</b>	<b>1</b>
<b>Opponents</b>	<b>5-0</b>	<b>260</b>	<b>156</b>	<b>416</b>	<b>40.0-166</b>	<b>13-108</b>	<b>2-0</b>	<b>13</b>	<b>21</b>	<b>5-0</b>	<b>6</b>	<b>1</b>	<b>.</b>

### SPECIAL TEAMS TACKLES

SPECIAL TEAMS	Tackles		
	Total	KO	Punt
Tray Matthews	1	1	0
Austin Dupper	1	1	0
Darrell Williams	1	1	0
TJ Neal	1	1	0
<b>TOTALS</b>	<b>4</b>	<b>4</b>	<b>0</b>

### 2016 SCORING DRIVES

Plays	Yards	TOP	Qtr	Scoring Play
<b>CLEMSON</b>				
12	44	4:51	2	Daniel Carlson 53 yd field goal
7	35	2:57	4	Daniel Carlson 32 yd field goal
4	36	1:22	4	Kerryon Johnson 9 yd run (Carlson kick)
<b>Total</b>	<b>23</b>	<b>115</b>	<b>9:10</b>	<b>(3 scoring drives)</b>
<b>Avg.</b>	<b>7.6</b>	<b>38.3</b>	<b>3:03</b>	<b>(Season: 3 scoring drives, 23 plays, 115 yds)</b>

Plays	Yards	TOP	Qtr	Scoring Play
<b>ARKANSAS STATE</b>				
4	66	0:50	1	Kerryon Johnson 47 yd run (Carlson kick)
6	65	1:49	1	Kerryon Johnson 1 yd run (Carlson kick)
9	53	2:16	2	Tony Stevens 24 yd pass from White (Carlson kick)
10	72	4:26	2	Daniel Carlson 20 yd run (Carlson kick)
9	80	3:15	2	Will Hastings 29 yd pass from White (Carlson kick)
6	65	0:20	2	Daniel Carlson 18 yd field goal
6	60	3:31	2	Daniel Carlson 37 yd field goal
10	82	4:35	4	Tony Stevens 8 yd pass from White (Carlson kick)
7	51	4:05	4	Daniel Carlson 42 yd field goal
<b>Total</b>	<b>67</b>	<b>594</b>	<b>25:07</b>	<b>(9 scoring drives)</b>
<b>Avg.</b>	<b>7.4</b>	<b>66.0</b>	<b>2:47</b>	<b>(Season: 12 scoring drives, 90 plays, 709 yds)</b>

Plays	Yards	TOP	Qtr	Scoring Play
<b>TEXAS A&amp;M</b>				
9	80	2:26	1	Kamryn Pettway 1 yd run (Carlson kick)
8	55	1:52	2	Daniel Carlson 37 yd field goal
11	66	3:41	4	Kerryon Johnson 2 yd run (Carlson kick)
<b>Total</b>	<b>28</b>	<b>201</b>	<b>7:59</b>	<b>(3 scoring drives)</b>
<b>Avg.</b>	<b>9.3</b>	<b>67.0</b>	<b>2:40</b>	<b>(Season: 15 scoring drives, 118 plays, 910 yds)</b>

Plays	Yards	TOP	Qtr	Scoring Play
<b>LSU</b>				
7	17	2:17	1	Daniel Carlson 51 yd field goal
15	67	5:21	2	Daniel Carlson 29 yd field goal
8	54	3:03	2	Daniel Carlson 29 yd field goal
10	72	3:09	3	Daniel Carlson 31 yd field goal
10	55	4:56	4	Daniel Carlson 37 yd field goal
11	51	6:05	4	Daniel Carlson 29 yd field goal
<b>Total</b>	<b>60</b>	<b>316</b>	<b>24:51</b>	<b>(6 scoring drives)</b>
<b>Avg.</b>	<b>10.0</b>	<b>52.7</b>	<b>4:08</b>	<b>(Season: 21 scoring drives, 178 plays, 1226 yds)</b>

Plays	Yards	TOP	Qtr	Scoring Play
<b>ULM</b>				
11	70	3:53	1	Sean White 3 yd run (Carlson kick)
4	83	1:00	1	Kyle Davis 48 yd pass from S. White (Carlson kick)
10	72	2:51	2	Kerryon Johnson 1 yd run (Carlson kick)
7	66	2:38	2	Kerryon Johnson 2 yd run (Carlson kick)
7	88	2:26	2	T. Stevens 48 yd pass from S. White (Carlson kick)
8	76	3:08	3	Malik Miller 4 yd run (Carlson kick)
2	85	0:39	3	John Franklin III 80 yd run (Carlson kick)
8	75	2:56	4	Craig Myers 39 yd pass from Franklin (Carlson kick)
--	--	--	4	Gary Walker, Jr. safety
<b>Total</b>	<b>57</b>	<b>615</b>	<b>19:31</b>	<b>(8 scoring drives)</b>
<b>Avg.</b>	<b>7.1</b>	<b>76.9</b>	<b>2:23</b>	<b>(Season: 29 scoring drives, 235 plays, 1841 yds)</b>

Average Scoring Drive: Plays: 8.1 • Yards: 63.5 • Time: 2:58

### MISCELLANEOUS STATISTICS

#### Average Time of Possession (by Quarter)

	1	2	3	4	Total
AUBURN .....	7:16	7:07	8:57	9:00	32:20
Opponents .....	7:43	7:53	6:03	5:59	27:39

#### Third Down Conversions (by Quarter)

	1	2	3	4	OT	Total
AUBURN	11-19	7-17	9-22	10-21	--	37-79
Pct.	57.9%	41.2%	40.9%	47.6%	--	46.8%
Opponents	7-22	5-18	2-17	9-19	--	23-76
Pct.	31.8%	27.8%	11.8%	47.4%	--	30.3%

#### Third Down Conversions (by Yardage)

	Yards to go	1-3	4-6	7-9	10+	Total
AUBURN .....	20-30	10-17	3-9	4-23	37-79	
Pct. ....	66.7%	58.8%	33.3%	17.4%	46.8%	
Opponents .....	10-20	5-16	3-19	5-21	23-76	
Pct. ....	50.0%	31.3%	15.8%	23.8%	30.3%	

#### Red Zone

AU Scores/Times in Red Zone: 21/27 (77.8)  
 AU TDs/Times in Red Zone: 11/27 (40.7)  
 Scores (21): 11 TD, 10 FG  
 Non-Scores (6): 0 FGA, 1 Fumble, 1 INT, 3 Downs, 1 Half  
 Opp. Scores/Times in Red Zone: 14/19 (73.7)  
 Opp. TDs/Times in Red Zone: 7/19 (36.8)  
 Scores (14): 7 TD, 7 FG  
 Non-Scores (5): 2 Downs, 2 FGA, 0 INT, 0 Fumble, 1 Half

#### Turnovers

Takeaways – 5, Giveaways – 7  
 Difference – (-2)  
 Points Off TOs – AU 14, Opp. 6  
 Points Off TOs/Game – AU 2.8, Opp. 1.2

#### Kickoffs

Kickoffs – 31 for 2011 yards (64.9 avg.)  
 Carlson – 25 KO, 24 TB, 0 OB, 1 Ret / Shannon – 6 KO, 4 TB, 0 OB, 2 Ret  
 Touchbacks – 28  
 Out of Bounds – 0  
 On-side kicks – 0-for-1  
 Opp. Returns – 2 for 64 yards (21.3 avg.)

### 2016 GAME-BY-GAME TEAM STATISTICS

Game	Score	First Downs		Rushing	Passing			Total Off.	Punts	Fum.	Penalties	3rd	Time of
		Tot	Ru-Pa-Pe	No-Yds-TD	C-A-I	Yds	TD	Pl-Yds	No-Avg	F-L	No-Yds	Downs	Poss
Clemson (#2)	19	19	7-9-3	44-151-1	19-34-1	248	1	78-399	4-41.5	1-1	6-55	6-17	30:29
at Auburn	13	17	6-8-3	41-87-1	15-30-2	175	0	71-262	5-44.4	1-1	9-60	3-17	29:31
Arkansas State	51	32	20-10-2	62-462-3	17-23-0	244	3	85-706	0-0.0	2-1	5-40	11-15	35:42
at Auburn	14	14	4-9-1	35-66-2	19-30-0	260	0	65-326	6-40.8	0-0	10-71	5-16	24:18
Texas A&M (#17)	29	19	9-9-1	37-231-1	20-40-0	247	1	77-478	7-42.0	2-0	9-70	2-15	28:56
at Auburn	16	26	14-9-3	54-236-2	22-35-0	163	0	89-399	9-37.2	1-1	6-28	6-17	31:04
LSU (#18)	13	14	8-5-1	32-220-0	15-27-0	118	1	59-338	5-37.0	1-1	5-50	4-13	27:49
at Auburn	18	18	7-10-1	49-154-0	19-26-0	234	0	75-388	3-40.0	2-1	4-28	8-19	32:11
ULM	7	16	8-7-1	32-112-0	19-33-1	139	1	65-251	6-43.3	2-1	2-30	6-15	26:45
at Auburn	58	36	23-11-2	66-410-5	15-18-0	278	3	84-688	0-0.0	2-1	3-15	9-11	33:15

Auburn  
 at Mississippi St.  
 Arkansas  
 at Auburn  
 Auburn  
 at Ole Miss  
 Vanderbilt  
 at Auburn  
 Auburn  
 at Georgia  
 Alabama A&M  
 at Auburn  
 Auburn  
 at Alabama

### STARTING LINEUPS

OFFENSE	QB	RB	HB/WR	WR	WR	WR	LT	LG	C	RG	RT
Clemson (#2)	S. White	S. Truitt	C. Cox (HB)	M. Davis	R. Davis	D. Slayton	A. Golson	A. Kozan	X. Dampeer	B. Smith	R. Leff
Arkansas State	S. White	K. Johnson	T. Stevens (WR)	M. Davis	R. Davis	D. Slayton	A. Golson	A. Kozan	X. Dampeer	B. Smith	R. Leff
Texas A&M (#17)	S. White	K. Pettway	C. Cox (HB)	J. Smith	T. Stevens	D. Slayton	A. Golson	A. Kozan	X. Dampeer	B. Smith	R. Leff
LSU (#18)	S. White	K. Johnson	C. Cox (HB)	R. Davis	T. Stevens	D. Slayton	A. Golson	A. Kozan	X. Dampeer	B. Smith	R. Leff
ULM	S. White	K. Johnson	C. Cox (HB)	R. Davis	T. Stevens	D. Slayton	D. James	A. Kozan	A. Golson	B. Smith	R. Leff

at Mississippi St.  
 Arkansas  
 at Ole Miss  
 Vanderbilt  
 at Georgia  
 Alabama A&M  
 at Alabama

DEFENSE	BUCK	DT	DT	DE	MLB	SLB	WLB/Nickel	CB	CB	SAF	SAF
Clemson (#2)	C. Lawson	D. Russell	M. Adams	M. Davidson	D. Davis	D. Williams	R. Ford (NICK)	J. Davis	C. Davis	N. Ruffin	T. Matthews
Arkansas State	C. Lawson	D. Russell	M. Adams	M. Davidson	D. Davis	D. Williams	R. Ford (NICK)	J. Holsey	C. Davis	S. Roberts	T. Matthews
Texas A&M (#17)	C. Lawson	D. Russell	M. Adams	M. Davidson	D. Davis	D. Williams	R. Ford (NICK)	J. Holsey	C. Davis	S. Roberts	T. Matthews
LSU (#18)	C. Lawson	D. Russell	M. Adams	M. Davidson	D. Davis	D. Williams	T. Williams (WLB)	J. Holsey	C. Davis	R. Ford	T. Matthews
ULM	C. Lawson	D. Russell	M. Adams	M. Davidson	D. Davis	T. Williams	R. Ford (NICK)	J. Holsey	C. Davis	N. Ruffin	T. Matthews

at Mississippi St.  
 Arkansas  
 at Ole Miss  
 Vanderbilt  
 at Georgia  
 Alabama A&M  
 at Alabama



## 2016 GAME-BY-GAME INDIVIDUAL STATISTICS

## Passing

C-A-Yds-Int, TD	#13 White	#6 Johnson	#5 Franklin
Clemson (#2)	10-21-140-1, 0	4-6-38-1, 0	1-1-(-3)-0, 0
Arkansas St.	17-23-244-0, 3	DNP	---
Texas A&M (#17)	18-27-126-0, 0	DNP	4-8-37-0, 0
LSU (#18)	19-26-234-0, 0	DNP	---
ULM	14-17-239-0, 2	DNP	1-1-39-0, 1
at Mississippi St.			
Arkansas			
at Ole Miss			
Vanderbilt			
at Georgia			
Alabama A&M			
at Alabama			

## Field Goals

Made, (Missed)	#38 Carlson
Clemson (#2)	53, 32
Arkansas St.	18, 37, 42
Texas A&M (#17)	37
LSU (#18)	51, 29, 29, 31, 37, 29
ULM	(56)
at Mississippi St.	
Arkansas	
at Ole Miss	
Vanderbilt	
at Georgia	
Alabama A&M	
at Alabama	

## Punting

No.-Avg, In 20	#91 Phillips	#43 Shannon
Clemson (#2)	5-44.4, 1	DNP
Arkansas St.	DNP	--
Texas A&M (#17)	7-40.0, 1	2-27.5, 1
LSU (#18)	3-40.0, 1	DNP
ULM	DNP	--
at Mississippi St.		
Arkansas		
at Ole Miss		
Vanderbilt		
at Georgia		
Alabama A&M		
at Alabama		

## Rushing

No.-Yds, TD	#21 Johnson	#27 Cox	#10 Truitt	#36 Pettway	#9 Martin	#6 Johnson	#13 White	#5 Franklin	#32 Miller	#83 Davis	#4 Smith	#12 Stove
Clemson (#2)	23-94, 1	4-6	4-7	---	DNP	6-(-18)	4-(-2)	---	DNP	---	---	DNP
Arkansas St.	18-124, 2	1-0	---	15-152	4-15	DNP	10-60	4-70	7-24	1-(-2)	---	---
Texas A&M (#17)	15-64, 1	---	---	20-123, 1	---	DNP	8-(-2)	9-47	DNP	1-8	1-0	---
LSU (#18)	22-93	---	2-5	17-61	---	DNP	6-(-9)	1-4	---	---	---	1-0
ULM	24-146, 2	---	7-46	DNP	10-41	DNP	6-10	2-82, 1	9-45, 1	---	---	2-20
at Mississippi St.												
Arkansas												
at Ole Miss												
Vanderbilt												
at Georgia												
Alabama A&M												
at Alabama												

## Receiving

No.-Yds, TD	#80 M. Davis	#33 W. Hastings	#10 S. Truitt	#83 R. Davis	#11 K. Davis	#8 T. Stevens	#21 K. Johnson	#3 N. Craig-Myers
Clemson (#2)	5-56	3-29	2-17	2-17	1-43	1-16	1-(-3)	---
Arkansas St.	2-4	2-34, 1	1-3	---	1-42	4-75, 2	1-7	1-9
Texas A&M (#17)	3-23	3-9	---	5-36	1-11	8-86	2-(-2)	---
LSU (#18)	3-17	---	---	5-31	2-24	4-58	4-68	---
ULM	---	1-(-4)	---	5-56	2-58, 1	4-109, 1	---	1-39, 1
at Mississippi St.								
Arkansas								
at Ole Miss								
Vanderbilt								
at Georgia								
Alabama A&M								
at Alabama								

No.-Yds, TD	#4 J. Smith	#12 E. Stove	#81 D. Slayton	#85 J. Harris	#9 K. Martin	#36 K. Pettway
Clemson (#2)	---	DNP	---	---	DNP	---
Arkansas St.	---	---	3-55	---	1-10	1-5
Texas A&M	---	---	---	---	---	---
LSU (#18)	---	---	1-36	---	---	---
ULM	---	2-20	---	---	---	DNP
at Mississippi St.						
Arkansas						
at Ole Miss						
Vanderbilt						
at Georgia						
Alabama A&M						
at Alabama						

## 2016 GAME-BY-GAME INDIVIDUAL STATISTICS

## Defensive Linemen

Solo+Ast=Total	#1 M. Adams	#3 M. Davidson	#4 J. Holland	#9 B. Cowart	#10 P. James	#55 C. Lawson	#94 D. Lawrence	#95 D. Russell
Clemson (#2)	3+2=5	1+0=1	2+0=2	0+1=1	---	0+3=3	1+1=2	2+2=4
Arkansas State	1+0=1	2+1=3	---	---	1+0=1	1+0=1	DNP	---
Texas A&M (#17)	1+0=1	2+2=4	---	1+0=1	2+0=2	0+1=1	0+1=1	2+2=4
LSU (#18)	3+3=6	0+2=2	---	---	DNP	3+1=4	1+0=1	0+1=1
ULM	2+0=2	1+1=2	2+0=2	2+0=2	DNP	2+1=3	1+0=1	0+2=2
at Mississippi State								
Arkansas								
at Ole Miss								
Vanderbilt								
at Georgia								
Alabama A&M								
at Alabama								

Solo+Ast=Total	#5 D. Brown	#90 M. Swain	#79 A. Williams
Clemson (#2)	---	---	---
Arkansas State	1+1=2	0+1=1	2+1=3
Texas A&M (#17)	---	1+0=1	---
LSU (#18)	---	---	1+0=1
ULM	---	1+0=1	2+0=2
at Mississippi State			
Arkansas			
at Ole Miss			
Vanderbilt			
at Georgia			
Alabama A&M			
at Alabama			

## Linebackers

Solo+Ast=Total	#30 T. Williams	#49 D. Williams	#57 D. Davis	#48 M. Atkinson	#17 T.J. Neal	#42 T. Threatt
Clemson (#2)	4+0=4	3+3=6	2+3=5	---	---	---
Arkansas State	3+5=8	3+3=6	1+2=3	2+1=3	DNP	---
Texas A&M (#17)	3+3=6	2+1=3	3+3=6	1+0=1	---	---
LSU (#18)	0+1=1	2+2=4	1+1=2	---	2+0=2	---
ULM	4+5=9	1+0=1	4+1=5	5+0=5	2+2=4	---
at Mississippi State						
Arkansas						
at Ole Miss						
Vanderbilt						
at Georgia						
Alabama A&M						
at Alabama						

## Defensive Backs

Solo+Ast=Total	#6 C. Davis	#11 M. Boston	#15 J. Holsey	#19 N. Ruffin	#23 R. Ford	#28 T. Matthews	#31 J. Davis	#14 S. Roberts
Clemson (#2)	5+1=6	---	3+0=3	7+3=10	4+2=6	8+1=9	4+0=4	DNP
Arkansas State	4+0=4	1+0=1	---	1+1=2	5+5=10	2+3=5	1+1=2	2+1=3
Texas A&M (#17)	4+0=4	---	5+0=5	1+0=1	4+1=5	2+0=2	2+0=2	3+2=5
LSU (#18)	3+0=3	---	6+0=6	1+1=2	4+3=7	6+3=9	---	---
ULM	1+0=1	1+0=1	---	2+1=3	1+2=3	3+1=4	---	2+1=3
at Mississippi State								
Arkansas								
at Ole Miss								
Vanderbilt								
at Georgia								
Alabama A&M								
at Alabama								

Solo+Ast=Total	#22 J. Broussard	#13 T. Davis	#26 M. Taylor	#24 D. Thomas
Clemson (#2)	---	---	DNP	DNP
Arkansas State	0+1=1	0+1=1	---	---
Texas A&M (#17)	DNP	---	---	---
LSU (#18)	---	---	---	---
ULM	---	---	2+0=2	0+1=1
at Mississippi State				
Arkansas				
at Ole Miss				
Vanderbilt				
at Georgia				
Alabama A&M				
at Alabama				

## 2016 SUPERLATIVES

### Auburn Team Superlatives

Rushes	.....66	vs ULM (Oct 1, 2016)
Yards Rushing	.....462	vs Arkansas State (Sep 10, 2016)
Yards Per Rush	.....7.5	vs Arkansas State (Sep 10, 2016)
TD Rushes	.....5	vs ULM (Oct 1, 2016)
Pass attempts	.....35	vs Texas A&M (Sep 17, 2016)
Pass completions	.....22	vs Texas A&M (Sep 17, 2016)
Yards Passing	.....278	vs ULM (Oct 1, 2016)
Yards Per Pass	.....15.4	vs ULM (Oct 1, 2016)
TD Passes	.....3	vs Arkansas State (Sep 10, 2016)
		vs ULM (Oct 1, 2016)
Total Plays	.....89	vs Texas A&M (Sep 17, 2016)
Total Offense	.....706	vs Arkansas State (Sep 10, 2016)
Yards Per Play	.....8.3	vs Arkansas State (Sep 10, 2016)
Points	.....58	vs ULM (Oct 1, 2016)
Sacks By	.....4	vs Arkansas State (Sep 10, 2016)
		vs LSU (Sep 24, 2016)
First Downs	.....36	vs ULM (Oct 1, 2016)
Penalties	.....9	vs Clemson (Sep 3, 2016)
Penalty Yards	.....60	vs Clemson (Sep 3, 2016)
Turnovers	.....3	vs Clemson (Sep 3, 2016)
Interceptions By	.....1	vs Clemson (Sep 3, 2016)
		vs ULM (Oct 1, 2016)
Punts	.....9	vs Texas A&M (Sep 17, 2016)
Punting Avg	.....44.4	vs Clemson (Sep 3, 2016)
Long Punt	.....68	vs Clemson (Sep 3, 2016)
Punts inside 20	.....2	vs Texas A&M (Sep 17, 2016)
Long Punt Return	.....25	vs ULM (Oct 1, 2016)

### Auburn Individual Superlatives

Rushes	.....24	Kerryon Johnson vs ULM (Oct 1, 2016)
Yards Rushing	.....152	Kamryn Pettway vs Arkansas State (Sep 10, 2016)
TD Rushes	.....2	Kerryon Johnson vs Arkansas State (Sep 10, 2016)
		Kerryon Johnson vs ULM (Oct 1, 2016)
Long Rush	.....80	John Franklin III vs ULM (Oct 1, 2016)
Pass attempts	.....27	Sean White vs Texas A&M (Sep 17, 2016)
Pass completions	.....19	Sean White vs LSU (Sep 24, 2016)
Yards Passing	.....244	Sean White vs Arkansas State (Sep 10, 2016)
TD Passes	.....3	Sean White vs Arkansas State (Sep 10, 2016)
Long Pass	.....48	Sean White vs ULM (Oct 1, 2016)
Receptions	.....8	Tony Stevens vs Texas A&M (Sep 17, 2016)
Yards Receiving	.....109	Tony Stevens vs ULM (Oct 1, 2016)
TD Receptions	.....2	Tony Stevens vs Arkansas State (Sep 10, 2016)
Long Reception	.....48	Tony Stevens vs ULM (Oct 1, 2016)
		Kyle Davis vs ULM (Oct 1, 2016)
Field Goals	.....6	Daniel Carlson vs LSU (Sep 24, 2016)
Long Field Goal	.....53	Daniel Carlson vs Clemson (Sep 3, 2016)
Punts	.....7	Kevin Phillips vs Texas A&M (Sep 17, 2016)
Punting Avg	.....44.4	Kevin Phillips vs Clemson (Sep 3, 2016)
Long Punt	.....68	Kevin Phillips vs Clemson (Sep 3, 2016)
Punts inside 20	.....1	Kevin Phillips vs Clemson (Sep 3, 2016)
		Ian Shannon vs Texas A&M (Sep 17, 2016)
		Kevin Phillips vs Texas A&M (Sep 17, 2016)
		Kevin Phillips vs LSU (Sep 24, 2016)
Long Punt Return	.....25	Marcus Davis vs ULM (Oct 1, 2016)
Long Kickoff Return	.....34	Kerryon Johnson vs Texas A&M (Sep 17, 2016)
Tackles	.....10	Nick Ruffin vs Clemson (Sep 3, 2016)
		Johnathan Ford vs Arkansas State (Sep 10, 2016)
Sacks	.....2.0	Carl Lawson vs LSU (Sep 24, 2016)
Tackles For Loss	.....2.0	Montravius Adams vs LSU (Sep 24, 2016)
		Carl Lawson vs LSU (Sep 24, 2016)
		Carl Lawson vs ULM (Oct 1, 2016)
Interceptions	.....1	Joshua Holsey vs Clemson (Sep 3, 2016)
		Javaris Davis vs ULM (Oct 1, 2016)

### Opponent Team Superlatives

Rushes	.....44	vs Clemson (Sep 3, 2016)
Yards Rushing	.....231	vs Texas A&M (Sep 17, 2016)
Yards Per Rush	.....6.9	vs LSU (Sep 24, 2016)
TD Rushes	.....2	vs Arkansas State (Sep 10, 2016)
Pass attempts	.....40	vs Texas A&M (Sep 17, 2016)
Pass completions	.....20	vs Texas A&M (Sep 17, 2016)
Yards Passing	.....260	vs Arkansas State (Sep 10, 2016)
Yards Per Pass	.....8.7	vs Arkansas State (Sep 10, 2016)
TD Passes	.....1	vs Clemson (Sep 3, 2016)
		vs Texas A&M (Sep 17, 2016)
		vs LSU (Sep 24, 2016)
		vs ULM (Oct 1, 2016)
Total Plays	.....78	vs Clemson (Sep 3, 2016)
Total Offense	.....478	vs Texas A&M (Sep 17, 2016)
Yards Per Play	.....6.2	vs Texas A&M (Sep 17, 2016)
Points	.....29	vs Texas A&M (Sep 17, 2016)
Sacks By	.....4	vs Clemson (Sep 3, 2016)
		vs Texas A&M (Sep 17, 2016)
First Downs	.....19	vs Clemson (Sep 3, 2016)
		vs Texas A&M (Sep 17, 2016)
Penalties	.....10	vs Arkansas State (Sep 10, 2016)
Penalty Yards	.....71	vs Arkansas State (Sep 10, 2016)
Turnovers	.....2	vs Clemson (Sep 3, 2016)
		vs ULM (Oct 1, 2016)
Interceptions By	.....2	vs Clemson (Sep 3, 2016)
Punts	.....7	vs Texas A&M (Sep 17, 2016)
Punting Avg	.....43.3	vs ULM (Oct 1, 2016)
Long Punt	.....59	vs Clemson (Sep 3, 2016)
		vs Texas A&M (Sep 17, 2016)
Punts inside 20	.....2	vs Texas A&M (Sep 17, 2016)
		vs LSU (Sep 24, 2016)
		vs ULM (Oct 1, 2016)
Long Punt Return	.....0	

### Opponent Individual Superlatives

Rushes	.....30	Gallman, vs Clemson (Sep 3, 2016)
Yards Rushing	.....127	T. Williams, vs Texas A&M (Sep 17, 2016)
TD Rushes	.....2	Chad Voytik, vs Arkansas State (Sep 10, 2016)
Long Rush	.....89	T. Williams, vs Texas A&M (Sep 17, 2016)
Pass attempts	.....40	Trevor Knight, vs Texas A&M (Sep 17, 2016)
Pass completions	.....20	Trevor Knight, vs Texas A&M (Sep 17, 2016)
Yards Passing	.....248	Watson, vs Clemson (Sep 3, 2016)
TD Passes	.....1	Watson, vs Clemson (Sep 3, 2016)
		Trevor Knight, vs Texas A&M (Sep 17, 2016)
		Danny Etling, vs LSU (Sep 24, 2016)
		Garrett Smith, vs ULM (Oct 1, 2016)
Long Pass	.....68	Chad Voytik, vs Arkansas State (Sep 10, 2016)
Receptions	.....9	M. Williams, vs Clemson (Sep 3, 2016)
Yards Receiving	.....174	M. Williams, vs Clemson (Sep 3, 2016)
TD Receptions	.....1	Renfrow, vs Clemson (Sep 3, 2016)
		Josh Reynolds, vs Texas A&M (Sep 17, 2016)
		Foster Moreau, vs LSU (Sep 24, 2016)
		Marcus Green, vs ULM (Oct 1, 2016)
Long Reception	.....68	C. Booker, vs Arkansas State (Sep 10, 2016)
Field Goals	.....5	Daniel LaCamera, vs Texas A&M (Sep 17, 2016)
Long Field Goal	.....46	Daniel LaCamera, vs Texas A&M (Sep 17, 2016)
Punts	.....7	Shane Tripucka, vs Texas A&M (Sep 17, 2016)
Punting Avg	.....43.3	Dayton Balvanz, vs ULM (Oct 1, 2016)
Long Punt	.....59	Teasdall, vs Clemson (Sep 3, 2016)
		Shane Tripucka, vs Texas A&M (Sep 17, 2016)
Punts inside 20	.....2	Shane Tripucka, vs Texas A&M (Sep 17, 2016)
		Josh Growden, vs LSU (Sep 24, 2016)
		Dayton Balvanz, vs ULM (Oct 1, 2016)
Long Punt Return	.....0	
Long Kickoff Return	.....25	C Echols-Luper, vs Arkansas State (Sep 10, 2016)
Tackles	.....13	Jamal Adams, vs LSU (Sep 24, 2016)
		Duke Riley, vs LSU (Sep 24, 2016)
Sacks	.....2.0	Myles Garrett, vs Texas A&M (Sep 17, 2016)
Tackles For Loss	.....3.0	Joseph, vs Clemson (Sep 3, 2016)
Interceptions	.....1	Boulware, vs Clemson (Sep 3, 2016)
		J. Johnson, vs Clemson (Sep 3, 2016)



### 2016 PLAYS OF 20+ YARDS

Yards	Type	Player(s)	Opponent	Qtr.
80*	Rush	John Franklin III	ULM	3
64	Rush	Kamryn Pettway	Arkansas State	2
48*	Pass	Kyle Davis from Sean White	ULM	1
48*	Pass	Tony Stevens from Sean White	ULM	3
47*	Rush	Kerryon Johnson	Arkansas State	1
43	Pass	Kyle Davis from Sean White	Clemson	4
42	Pass	Kyle Davis from Sean White	Arkansas State	1
41	Rush	John Franklin III	Arkansas State	4
39*	Pass	Nate Craig-Myers from John Franklin III	ULM	3
36	Pass	Kerryon Johnson from Sean White	LSU	2
36	Pass	Darius Slayton from Sean White	LSU	2
35	Pass	Tony Stevens from Sean White	ULM	3
34	KR	Kerryon Johnson	Texas A&M	4
33	Rush	Kamryn Pettway	Texas A&M	4
20	Rush	Kamryn Pettway	Arkansas State	3
29*	Pass	Will Hastings from Sean White	Arkansas State	2
27	Pass	Darius Slayton from Sean White	Arkansas State	3
25	PR	Marcus Davis	ULM	1
25	KR	Rudy Ford	LSU	1
25	Pass	Tony Stevens from Sean White	Arkansas State	2
24*	Pass	Tony Stevens from Sean White	Arkansas State	2
24	Pass	Tony Stevens from Sean White	LSU	3
23	Pass	Kerryon Johnson from Sean White	LSU	4
23	Pass	Ryan Davis from Sean White	ULM	2
22	Rush	Kerryon Johnson	ULM	1
21	Rush	Stanton Truitt	ULM	1
21	Pass	Tony Stevens from Sean White	LSU	1
21	KR	Kerryon Johnson	LSU	1
21	Pass	Marcus Davis from Sean White	Clemson	4
21	KR	Rudy Ford	Clemson	4
20	Rush	Kerryon Johnson	Texas A&M	2
20	Rush	Sean White	Arkansas State	2
20	Rush	John Franklin III	Arkansas State	4
20*	Rush	Daniel Carlson	Arkansas State	2

\*Touchdown scored on play

### PLAY BREAKDOWN

#### BY PLAY

Pass .....	17
Rush .....	12
Kickoff Return .....	4
Punt Return .....	1
Interception Return .....	0
Fumble Return .....	0
Missed Field Goal Return .....	0

#### BY GAME

Clemson (#2) .....	3
Arkansas State .....	12
Texas A&M (#17) .....	3
LSU (#18) .....	7
ULM .....	9

#### BY QUARTER

1st .....	9
2nd .....	10
3rd .....	7
4th .....	8

#### RUSHING

Kamryn Pettway .....	3
John Franklin III .....	3
Kerryon Johnson .....	3
Sean White .....	1
Stanton Truitt .....	1
Daniel Carlson .....	1

#### PASSING

Sean White .....	16
John Franklin III .....	1

#### RECEIVING

Tony Stevens .....	6
Kyle Davis .....	3
Darius Slayton .....	2
Kerryon Johnson .....	2
Nate Craig-Myers .....	1
Ryan Davis .....	1
Will Hastings .....	1
Marcus Davis .....	1

#### KICKOFF RETURN

Johnathan Ford .....	2
Kerryon Johnson .....	2

#### PUNT RETURN

Marcus Davis .....	1
--------------------	---

## CAREER STATS UPDATE

## Scoring

Player	Seasons	TD	FG	PAT	Pts
1. Wes Byrum	2007-10	0	60	183	363
2. John Vaughn	2003-06	0	50	162	312
3. Daniel Carlson	2014-current	1	53	113	278

## Most Points Kicking

Player	Seasons	FG	PAT	Pts
1. Wes Byrum	2007-10	60	183	363
2. John Vaughn	2003-06	50	162	312
3. Daniel Carlson	2014-current	53	113	272

## Field Goals Made

Player	Seasons	Pct	FGA	FGM
1. Wes Byrum	2007-10	.750	80	60
2. Daniel Carlson	2014-current	.828	64	53

## Field Goals Attempted

Player	Seasons	FGM	FGA
1. Wes Byrum	2007-10	60	80
2. Damon Duval	1999-02	45	74
3. John Vaughn	2003-06	50	69
Al Del Greco	1980-83	42	69
5. Daniel Carlson	2014-current	53	64

## Field Goal Percentage (Min. 10 Made)

Player	Seasons	FGM	FGA	Pct
1. Daniel Carlson	2014-current	53	64	.828
2. Scott Etheridge	1992-93	34	43	.791
3. Matt Hawkins	1994-95	26	33	.788
4. Win Lyle	1987-89	45	59	.763
5. Wes Byrum	2007-10	60	80	.750
6. Cody Parkey	2010-13	39	53	.736
7. Jaret Holmes	1996-97	27	37	.730
8. John Vaughn	2003-06	50	69	.725
9. Ed Dyas	1958-60	17	24	.708
10. Gardner Jett	1970-72	23	34	.676
11. Jim Von Wyl	1990-91	32	48	.667
Robert McGinty	1984	12	18	.667

## PATs Made

Player	Seasons	Pct	Att	Made
1. Wes Byrum	2007-10	.984	186	183
2. John Vaughn	2003-06	.994	163	162
3. Cody Parkey	2010-13	.986	138	136
4. Damon Duval	1999-02	1.000	125	125
5. Daniel Carlson	2014-current	1.000	113	113

## PATs Attempted

Player	Seasons	Made	Pct	Att
1. Wes Byrum	2007-10	183	.984	186
2. John Vaughn	2003-06	162	.994	163
3. Cody Parkey	2010-13	136	.986	138
4. Damon Duval	1999-02	125	1.000	125
5. Daniel Carlson	2014-current	113	1.000	113

## PAT Percentage (Min. 30 made)

Player	Seasons	Made	Att	Pct
1. Damon Duval	1999-02	125	125	1.000
Daniel Carlson	2014-current	113	113	1.000
Scott Etheridge	1992-93	65	65	1.000
4. John Vaughn	2003-06	162	163	.994
5. Al Del Greco	1980-83	110	111	.991
6. Win Lyle	1987-89	95	96	.990
7. Cody Parkey	2010-13	136	138	.986
8. Wes Byrum	2007-10	183	186	.984
Chris Knapp	1985-86	62	63	.984
10. Neil O'Donoghue	1975-76	32	33	.970
11. Robert McGinty	1984	31	32	.969

## Total Tackles (Press Box Stats Era/Since 2004)

Player	Seasons	UA	Assisted	Total
1. Daren Bates	2009-12	176	141	316
2. Neiko Thorpe	2008-11	171	107	279
3. Cassanova McKinzy	2012-15	153	110	263
4. Zac Etheridge	2007-10	153	108	261
5. Craig Stevens	2005-10	139	113	252
6. Will Herring	2002-06	147	103	250
7. Kris Frost	2012-15	131	116	247
Johnathan Ford	2013-current	150	97	247

## Unassisted Tackles (Press Box Stats Era/Since 2004)

Player	Seasons	Assisted	Total	UA
1. Daren Bates	2009-12	141	316	176
2. Neiko Thorpe	2008-11	107	279	172
3. Jonathon Mincy	2011-14	45	212	167
4. Cassanova McKinzy	2012-15	110	263	153
Zac Etheridge	2007-10	108	261	153
6. Johnathan Ford	2013-current	97	247	150

## Assisted Tackles (Press Box Stats Era/Since 2004)

Player	Seasons	UA	Total	Assisted
1. Daren Bates	2009-12	176	316	141
2. Kris Frost	2012-15	131	247	116
3. Craig Stevens	2005-10	139	252	113
4. Josh Bynes	2007-10	129	240	111
5. Cassanova McKinzy	2012-15	153	263	110
6. Zac Etheridge	2007-10	153	261	108
7. Neiko Thorpe	2008-11	172	279	107
8. Will Herring	2002-06	147	250	103
9. Travis Williams	2001-05	123	225	102
10. Johnathan Ford	2013-current	150	247	97

Sept. 3, 2016 • ESPN • Jordan-Hare Stadium (87,451) • Auburn, Ala.

Sept. 10, 2016 • SECN • Jordan-Hare Stadium (86,825) • Auburn, Ala.

#2	<b>CLEMSON</b>	<b>19</b>
	<b>AUBURN</b>	<b>13</b>

<b>ARKANSAS STATE</b>	<b>14</b>
<b>AUBURN</b>	<b>51</b>

**GAME 1**

Gus Malzahn said his quarterback race was close all August, then showed just how close it was Saturday night. Auburn got things together in the second half, threw into the end zone on the game's two final plays, but Clemson survived for a 19-13 win. Sean White, Jeremy Johnson and John Franklin III, quarterbacks all, took snaps; and running back Kerryon Johnson and even H-back Chandler Cox stepped through the revolving quarterback door as well. They set up Daniel Carlson field goals and a late Kerryon Johnson TD run. It wasn't enough despite a comeback second half. Clemson's high-powered offense did just enough against a tough-minded Auburn defense in front of a sold out Jordan-Hare Stadium on opening night. No. 2 Clemson came in with all the offensive fanfare, but Carlson's 32-yard field goal with 13:46 remaining cut Clemson lead to 13-6. Auburn then cut it to 19-13 with 3:22 left on a 9-yard Kerryon Johnson touchdown run.

Sean White's final two passes in the end zone were batted away in the final seconds. A Deshaun Watson pass to Hunter Renfrow, who made a nothing-you-can-do-about-it great catch, made it 19-6 with 9:59 left. Clemson turned Auburn away on a fourth-down pass from the 8, before Johnson's touchdown run minutes later. Auburn tried to catch Clemson off guard the whole game. Receiver Stanton Truitt got three quick carries. Sean White, Jeremy Johnson and John Franklin III all threw a pass in the first quarter. Kerryon Johnson finally hit the half with 10 rushing yards, but, as a team, Auburn had just one.

The Tigers picked it up in the second half. Johnson hit his first three passes and led Auburn to its first score, a Carlson 53-yard field goal for a 3-0 lead. It was the sixth time that Carlson had blasted a field goal of at least 50 yards in his career, an Auburn record. Kevin Phillips also had a career-best 68-yard punt in the first half. Auburn's defensive line held steady early and it took a fourth-down 1-yard run by Wayne Gallman to finally get Clemson a 7-3 lead with 7:34 left in the first quarter.

Auburn's defense turned away another scoring opportunity when Derrick Brown recovered a fumble caused by Darrell Williams. But Clemson tacked on a Greg Huegel field goal with 0:07 seconds left in the first half for a 10-3 lead. Clemson scored first in the second half on a 40-yard field goal for a 10-point lead. Auburn was still hanging around, though, despite the fact Clemson has run 49 plays for 255 yards. Auburn had run 26 plays for 38 yards. Auburn found its offense by mixing White, Johnson and Franklin, driving to the Clemson 5 late in the third quarter. But Johnson was stopped on fourth-and-2.

SCORING SUMMARY						
#2 Clemson	0	10	3	6	—	19
Auburn	0	3	0	10	—	13

TEAM STATISTICS		
	CU	AU
First Downs	19	17
Rushes-Yards	44-151	41-87
Passing Yards	248	175
Comp.-Att-Int	19-34-1	15-30-2
Total Plays-Yards	78-399	71-262
Punts-Avg.	4-41.5	5-44.4
Fumbles/Lost	1/1	1/1
Penalties-Yards	6-55	9-60
3rd Down Conv.	6-of-17	3-of-17
Time of Possession	30:29	29:31

INDIVIDUAL STATISTICS	
<b>RUSHING:</b> (CU) - Gallman 30-123 (TD), Watson 11-21, Choice 3-7. (AU) - K. Johnson 23-94 (TD), Truitt 4-7, Cox 4-6, White 4- -2, J. Johnson 6- -18.	
<b>PASSING:</b> (CU) - Watson 19-34-1-248 (TD). (AU) - White 10-21-1-140, J. Johnson 4-6-1-38, Franklin III 1-1-0- -3.	
<b>RECEIVING:</b> (CU) - Williams 9-174, Scott 3-30, Renfrow 3-37 (TD), McCloud 2-8, Gallman 1-8, Cain 1-1. (AU) M. Davis 5-56, Hastings 3-29, Truitt 2-17, R. Davis 2-17, K. Davis 1-43, Stevens 1-16, K. Johnson 1- -3.	

**GAME 2**

Auburn's offense is alive and well and, last seen, scoring just about every way possible Saturday night in Jordan-Hare Stadium. The Tigers blasted Arkansas State 51-14, rebounding from a season-opening loss to No. 2 Clemson when the offense couldn't find its way. The offense certainly found its way against Arkansas State with old-school rushing, steady passing from Sean White and even a fake field goal that went for a touchdown. Auburn had 706 yards of offense, breaking the 700-yard mark for just the second time in school history. The defense was steady when it mattered, repeating the solid performance it had in a 19-13 loss to Clemson. Coach Gus Malzahn, who played three quarterbacks in the opener, turned to White, who directed Auburn's first eight scoring drives. White only came out when his helmet popped off, and for a few direct snaps to Johnson, before John Franklin III took over with Auburn leading by 34.

White capped off his big night when he scrambled to his right before throwing an 8-yard touchdown pass to Tony Stevens to make it 48-14. Auburn will look to carry that momentum into its Southeastern Conference opener against Texas A&M at 6 p.m. next Saturday in Jordan-Hare. How did Auburn do it in the first half when it streaked to a commanding 38-7 lead? With White passing, the rushing of Kerryon Johnson and Kamryn Pettway and a fake field goal that turned into touchdown run for kicker Daniel Carlson.

Pettway led Auburn with 152 yards rushing. Johnson had 124 more. White hit 17-of-23 passes for 244 yards and three touchdowns. He ran for 60 more. Auburn's first half set the tone with two 100-yard rushers, a one-handed highlight-reel catch by Kyle Davis - "circus catch," said - and a Johnson 47-yard touchdown run when he started this way, but ran all the way that way to reach the end zone.

Oh, a falling-down White flipped him the ball at the last instant to send Johnson on his way. There was also a 29-yard touchdown pass to Will Hastings and a 24-yard touchdown pass to Tony Stevens. Did we save the best for last? Sure we did. Carlson, one of the best kickers in America, scored on 20-yard run when holder Tyler Stovall flipped the ball over this head to Carlson darting to right. Touchdown Auburn.

Auburn finished the first half with a whopping 452 yards. Kerryon Johnson had 103 of those rushing. Kamryn Pettway, who didn't get a carry in the opener, had 101 more. White hit 10-of-14 passes for 173 yards and two touchdowns. Auburn converted 7-of-8 third-down tries in the half.

Auburn kept it up to start the second half, scoring on a 37-yard Carlson field goal to make it 41-3. Carlson kicked another one midway through the fourth quarter to make it 51-14.

SCORING SUMMARY						
Arkansas St.	7	0	7	0	—	14
Auburn	14	24	10	3	—	51

TEAM STATISTICS		
	ASU	AU
First Downs	14	32
Rushes-Yards	35-66	62-462
Passing Yards	260	244
Comp.-Att-Int	19-30-0	17-23-0
Total Plays-Yards	65-326	85-706
Punts-Avg.	6-40.8	0-0-0
Fumbles/Lost	0/0	2/1
Penalties-Yards	10-71	5-40
3rd Down Conv.	5-of-16	11-of-15
Time of Possession	24:18	35:42

INDIVIDUAL STATISTICS	
<b>RUSHING:</b> (ASU) - Wand 16-37, Voytik 13-12 (2 TD), Moragne 3-10, Rollins-Davis 1-4, Echols-Luper 2-3. (AU) - Pettway 15-152, K. Johnson 18-124 (2 TD), Franklin III 4-70, White 10-60, Miller 7-24, Carlson 1-20, Martin 4-15, Cox 1-0, R. Davis 1- -2.	
<b>PASSING:</b> (ASU) - Voytik 15-21-0-215, Hansen 4-9-0-45. (AU) - White 17-23-0-244 (3 TD).	
<b>RECEIVING:</b> (ASU) - Booker 6-92, Mack 3-49, Echols-Luper 3-46, Murray 2-42, Paschal 2- -2, Wand 1-17, Moragne 1-11, McInnis 1-5. (AU) - Stevens 4-75 (2 TD), Slayton 3-55, Hastings 2-34 (TD), M. Davis 2-4, K. Davis 1-42, Martin 1-10, Craig Myers 1-9, K. Johnson 1-7, Pettway 1-5, Truitt 1-3.	



Sept. 17, 2016 • ESPN • Jordan-Hare Stadium (87,175) • Auburn, Ala.

#17	<b>TEXAS A&amp;M</b>	<b>29</b>
	<b>AUBURN</b>	<b>16</b>

**GAME 3**

Auburn's defense made Texas A&M settle for field goal after field goal. That was enough for the Aggies in Jordan-Hare Stadium on Saturday night.

Texas A&M beat the Tigers 29-16 in the Southeastern Conference opener for both teams, thanks, mostly, to Daniel LaCamera's dead-eye field goal kicking. His five field goals gave the Aggies the edge, enough to counter Kerryon Johnson's 2-yard Auburn touchdown run in the fourth quarter.

The No. 17 Aggies improved to 3-0. Auburn fell to 1-2 with both losses coming to nationally ranked teams. Another one of those, LSU, will visit Jordan-Hare next Saturday. .

The Tigers can point to their defense for that one. A&M converted only 2 of its 15 third-down plays and settled for field goals on four of five trips to the red zone.

The first half Saturday was indeed a battle of field goals and defense. LaCamera kicked three field goals, of 46, 35 and 31 yards. Auburn's Daniel Carlson countered with one of 37 yards.

The touchdowns were hard to come by.

"It was an extremely tough loss," said coach Gus Malzahn. "We have to find a way to get better."

Malzahn the turning point was the third quarter, saying his defense played well "and gave the offense opportunities."

But, he said, "we didn't have explosive plays."

"Our whole offense is a work in progress. We were inconsistent, to say the least."

Kamryn Pettway, the workhorse in the first half, scored on a 1-yard run for a 7-0 Auburn lead midway through the first. But a LaCamera field goal and a 5-yard touchdown pass-and-catch from Trevor Knight to Josh Reynolds provided the Aggies with a 10-7 lead with 12:07 left in the second quarter. Two more LaCamera field goals padded the lead. Auburn raced the clock, and made it, at the end of the first half to set up Carlson's field goal to cut the halftime deficit to 16-10.

A&M scored on...what else?... a LaCamera field goal in the third. That trumped Auburn's 35 yards of offense. LaCamera kicked another field

goal in the fourth to make it 22-10. Auburn threatened after that, making to the A&M 12, but was stopped on fourth down with 7:22 left in the game.

The Aggies came right back on an 89-yard touchdown run by Trayveon Williams.

One of the Auburn highlights was the play of Tony Stevens, who had a career-best eight catches for 86 yards.

Pettway rushed for 123 yards. Sean White hit 18-of-27 passes for 126 yards. John Franklin III replaced White in the fourth quarter when Malzahn said he was looking for a spark. Franklin rushed nine times for 47 yards. He was 4-of-8 passing for 27 yards.

**SCORING SUMMARY**

#17 Texas A&M..	3	13	3	10	—	29
Auburn.....	7	3	0	6	—	16

AU - Pettway 1 yd run (Carlson kick), 1st, 7:11  
 TAMU - LaCamera 46 yd field goal, 1st, 1:42  
 TAMU - Reynolds 5 yd pass (LaCamera kick), 2nd, 12:07  
 TAMU - LaCamera 35 yd field goal, 2nd, 5:38  
 TAMU - LaCamera 31 yd field goal, 2nd, 1:52  
 AU - Carlson 37 yd field goal, 2nd, 0:00  
 TAMU - LaCamera 25 yd field goal, 3rd, 1:03  
 TAMU - LaCamera 26 yd field goal, 4th, 10:13  
 TAMU - Williams 89 yd run, 4th, 6:52  
 AU - K. Johnson 2 yd run, (Franklin pass failed), 4th, 2:59

**TEAM STATISTICS**

	TAMU	AU
First Downs	19	26
Rushes-Yards	37-231	54-236
Passing Yards	247	163
Comp-Att-Int	20-40-0	22-35-0
Total Plays-Yards	77-478	89-399
Punts-Avg.	7-42.0	9-37.2
Fumbles/Lost	2/0	1/1
Penalties-Yards	9-70	6-28
3rd Down Conv.	2-of-15	6-of-17
Time of Possession	28:56	31:04

**INDIVIDUAL STATISTICS**

**RUSHING:** (TAMU) - Williams 8-127 (TD), Knight 12-42, Ford 10-28, Kirk 2-24, White 3-16; (AU) - Pettway 20-123 (TD), K. Johnson 15-60 (TD), Franklin III 9-47, R. Davis 1-8, Smith 1-0, White 8-2.  
**PASSING:** (TAMU) - Knight 20-40-0-247 (TD), (AU) - White 18-27-0-126, Franklin III 4-8-0-37.  
**RECEIVING:** (TAMU) - Reynolds 7-98 (TD), Kirk 5-22, Seals-Jones 3-38, Williams 3-30, Noil 2-59; (AU) - Stevens 8-86, R. Davis 5-36, M. Davis 3-23, Hastings 3-9, K. Johnson 2-2, K. Davis 1-11.

Sept. 24, 2016 • ESPN • Jordan-Hare Stadium (87,451) • Auburn, Ala.

#18	<b>LSU</b>	<b>13</b>
	<b>AUBURN</b>	<b>18</b>

**GAME 4**

Talk about your dramatic finishes...

Daniel Carlson had a game to remember and Auburn's defense stopped LSU at the 15-yard line as time ran out in a crazy 18-13 victory in a game that featured eight field goals.

It wasn't truly decided until the replay official said time ran out before LSU's final play, which looked, ever so briefly, as a 15-yard game-winning touchdown pass. LSU initially celebrated a win. The officials said no.

Carlson tied a school record with six field goals, and, obviously, scored all the points for Auburn.

Carlson was an equal-opportunity kicker, hitting three in the first half and three more in the second. Auburn's defense did the rest, holding LSU to 14 first downs. "The best kicker in college football," said Auburn coach Gus Malzahn.

But the game was close, with LSU driving in the final seconds. Carl Lawson had a big sack to slow LSU, moving the Bengal Tigers back from the 14 to the 20. LSU was fighting the clock, got off a few more snaps, but eventually, time ran out.

Malzahn said he was confident that time had run out before the snap, and the officials only had to do their "due diligence" to say Auburn won.

Auburn's defense set the tone early when it held LSU to only five first downs in the first half. The Bengals Tigers finished with 14.

Auburn tried, but couldn't do this against No. 5 Clemson and No. 10 Texas A&M. The third time was a charm against a nationally ranked team.

No. 18 LSU couldn't overcome Auburn's improving defense.

Malzahn said he turned over the play calling for this game to offensive coordinator Rhett Lashlee so he could manage the game easier as a head coach. Auburn outgained LSU 388-338 yards.

Malzahn said Lashlee did a "really good job."

Malzahn said White "played an outstanding game" and continued to show a toughness that impresses. He was 19-of-26 passing for 234 yards. Kerryon Johnson led Auburn with 93 yards rushing, and added 68 more receiving yards.

The first half belonged to Auburn's defense and Carlson. He kicked field goals of 51, 29 and 29 yards. The last of those was Carlson's 50th in his career, and gave Auburn a 9-7 lead with 5:14 left in the second quarter.

**SCORING SUMMARY**

#17 LSU.....	7	0	6	0	—	13
Auburn.....	3	6	3	6	—	18

AU - Carlson 51 yd field goal, 1st, 6:32  
 LSU - Moreau 3 yd pass (Delahoussaye kick), 1st, 2:47  
 AU - Carlson 29 yd field goal, 2nd, 12:19  
 AU - Carlson 29 yd field goal, 2nd, 5:14  
 AU - Carlson 31 yd field goal, 3rd, 9:43  
 LSU - Delahoussaye 29 yd field goal, 3rd, 5:36  
 LSU - Delahoussaye 25 yd field goal, 3rd, 2:32  
 AU - Carlson 37 yd field goal, 4th, 12:36  
 AU - Carlson 29 yd field goal, 4th, 2:56

**TEAM STATISTICS**

	LSU	AU
First Downs	14	18
Rushes-Yards	32-220	49-154
Passing Yards	118	234
Comp-Att-Int	15-27-0	19-26-0
Total Plays-Yards	59-338	75-388
Punts-Avg.	5-37.0	3-40.0
Fumbles/Lost	1/1	2/1
Penalties-Yards	5-50	4-28
3rd Down Conv.	4-of-13	8-of-19
Time of Possession	27:49	32:11

**INDIVIDUAL STATISTICS**

**RUSHING:** (LSU) - Fournette 16-101, Guice 3-62, Chark 1-35, Etling 11-23, Williams 1- -1; (AU) - K. Johnson 22-93, Pettway 17-61, Truitt 2-5, Franklin 1-4, Stove 1-0, White 6- -9.  
**PASSING:** (LSU) - Etling 15-27-0-118 (TD), (AU) - White 19-26-0-234  
**RECEIVING:** (LSU) - Dural 4-47, Dupre 4-21, Chark 3-11, Fournette 2-4, Jeter 1-32, Moreau 1-3 (TD), AU - R. Davis 5-31, K. Johnson 4-68, Stevens 4-58, M. Davis 3-17, K. Davis 2-24, Slayton 1-36.

He kicked his 51st field goal on Auburn's first drive of the second half to give the Tigers a 12-7 lead. He just kept kicking them.

Carlson's first field goal was his seventh of at least 50 yards. That padded his school record.

Auburn held LSU to 137 yards in the first half.

The Tigers threatened to increase its 9-7 lead late in the first half, but Kerryon Johnson's run on fourth-down at the 1 was stopped short of the goal line.

Carlson was steady, though. He kicked two of his six field goals in the fourth quarter.

Oct. 1, 2016 • SECN • Jordan-Hare Stadium (84,243) • Auburn, Ala.

**ULM** **7**

**AUBURN** **58**

**GAME 5**

Auburn was better in the red zone, out of the red zone and just about every place the Tigers set foot in Jordan-Hare Stadium on Saturday.

Kerryon Johnson had his career-best rushing day by halftime, quarterbacks Sean White and John Franklin III accounted for five touchdowns and Auburn blasted Louisiana-Monroe 58-7 to send a homecoming crowd home happy.

The Tigers, who spent the week saying it needed to score more red-zone touchdowns, certainly scored in the red zone. But Auburn didn't always even bother with the red zone. White threw 48-yard touchdown passes to both Kyle Davis and Tony Stevens, and a regular-ol' 36-yarder to Stevens to set up another score. Franklin scored on an 80-yard sprint on his second. A few minutes later, he threw a 39-yard pass to Nate Craig-Myers to make it 56-7 with 1:08 left in the third quarter.

Auburn added a safety by Gary Walker in the closing seconds.

Johnson had a career-best 127 yards and two touchdowns at the half. He finished with 146 yards, giving way to young back midway through the third quarter.

It was a win, and a confidence boost, as the Tigers, which started the season with five straight home games, turn their attention to their first road game when it plays at Mississippi State next Saturday. Auburn improved to 3-2.

The ULM Saturday was just what Auburn needed to feel better about the offense after beating LSU 18-13 the week before with six field goals. The Tigers scored eight touchdowns against the Warhawks.

And had 618 yards. After three quarters. The Tigers finished with 688 yards.

The Tigers said after beating LSU with six field goals that they needed to be more productive in the red zone. They were from the beginning Saturday, scoring touchdowns on all three red-zone opportunities in the first half.

Auburn wasted little time against its Sun Belt opponent, scoring on its first possession, starting when Sean White turned a called pass play into a 3-yard touchdown run. White threw a 48-yard touchdown pass to Kyle

Davis six minutes later.

Johnson finished off ULM in the first half, with Johnson scoring from the 1 and 2 to make it 28-0 with 4:05 left in the first quarter. The Warhawks scored on the last play of the first half to cut Auburn's margin to 28-7 at the break.

Auburn didn't care. White threw a 48-yard touchdown pass to Tony Stevens early in the third quarter to make it 35-7. White then threw a 36-yard pass to Stevens to set up a 4-yard touchdown run by freshman Malik Miller, who carried a ULM defender into the end zone for good measure.

**SCORING SUMMARY**

ULM.....	0	7	0	0	—	7
Auburn.....	14	14	28	2	—	58

AU - White 3 yd run (Carlson kick), 1st, 8:42  
 AU - K. Davis 48 yd pass (Carlson kick), 1st, 2:31  
 AU - K. Johnson 1 yd run (Carlson kick), 2nd, 12:12  
 AU - K. Johnson 2 yd run (Carlson kick), 2nd, 4:05  
 ULM - Green 2 yd pass (Ford kick), 2nd, 0:00  
 AU - Stevens 48 yd pass (Carlson kick), 3rd, 12:28  
 AU - Miller 4 yd run (Carlson kick), 3rd, 7:30  
 AU - Franklin 80 yd run (Carlson kick), 3rd, 5:09  
 AU - Craig-Myers 39 yd pass (Carlson kick), 3rd, 1:08  
 AU - Walker safety

**TEAM STATISTICS**

	ULM	AU
First Downs	16	36
Rushes-Yards	32-112	66-410
Passing Yards	139	278
Comp-Att-Int	19-33-1	15-18-0
Total Plays-Yards	65-251	84-688
Punts-Avg.	6-43.3	0-0
Fumbles/Lost	2/1	2/1
Penalties-Yards	2-30	3-15
3rd Down Conv.	6-of-15	9-of-11
Time of Possession	26:45	33:15

**INDIVIDUAL STATISTICS**

**RUSHING:** (ULM) - Luckett 11-31, Carter 3-22, Smith 8-21, Vaughn 7-18, Green 1-17, Koufie 2-3. (AU) - K. Johnson 24-146 (2 TD), Franklin 2-82 (TD), Truitt 7-46, Miller 9-45 (TD), Martin 10-41, Lewis 5-21, Stove 2-20, White 6-10 (TD).  
**PASSING:** (ULM) - Smith 19-33-1-139 (TD). (AU) - White 14-17-0-239 (2 TD), Franklin 1-1-0-39 (TD).  
**RECEIVING:** (ULM) - Green 7-40 (TD), Holley 3-23, Brown 2-41, Koufie 2-17, Turner 1-20, Mapps 1-2, Gillespie 1-0, Carter 1-0, Smith 1- -4. (AU) - R. Davis 5-56, Stevens 2-109 (TD), K. Davis 2-58 (TD), Stove 2-20, Craig-Myers 1-39 (TD), Hastings 1- -4.

## LAST TIME...

**An Auburn Team****Had 35 First Downs ... vs. ULM, 2016 (36)****Had 30 First Downs ... vs. ULM, 2016 (36)**

Had 545 yards rushing ... vs. #5 Missouri [SECCG], 2013 (545)

**Had 400 yards rushing ... vs. ULM, 2016 (410)****Had 300 yards rushing ... vs. ULM, 2016 (410)**

Had 300 yards rushing in back-to-back games ... vs. Arkansas (302) and vs. San José State (358), 2014

Had 300 yards rushing in three-straight games ... vs. Western Carolina (511); at #7 Texas A&amp;M (379); vs. FAU (422), 2013

Had 300 yards rushing in six consecutive games ... at Kentucky (311); vs. Arkansas (330); vs. LSU, (440); at Ole Miss (343); vs. Chattanooga (303); vs. Georgia (315), 2010

Had 300 yards rushing in six consecutive SEC games ... vs. South Carolina (334); at Kentucky (311); vs. Arkansas (330); vs. LSU, (440); at Ole Miss (343); vs. Georgia (315), 2010

Had 70 or more rushing attempts ... vs. #5 Missouri [SECCG], 2013 (74)

**Had 60 or more rushing attempts ... vs. ULM, 2016 (66)****Had 50 or more rushing attempts ... vs. ULM, 2016 (56)**

Had seven or more rushing TDs ... vs. #5 Missouri [SECCG], 2013 (7)

Had six or more rushing TDs ... at Arkansas, 2015 (6)

**Had five or more rushing TDs ... vs. ULM, 2016 (5)****Had four or more rushing TDs ... vs. ULM, 2016 (5)**

Had four or more rushing TDs in six straight games ... vs. Western Carolina (5), at #7 Texas A&amp;M (4), vs. Florida Atlantic (4), at Arkansas (4), at Tennessee (5) &amp; vs. #25 Georgia (4), 2013

Had 3 or more rushing TDs in seven straight games ... vs. #24 Ole Miss (3), vs. Western Carolina (5), at #7 Texas A&amp;M (4), vs. Florida Atlantic (4), at Arkansas (4), at Tennessee (5) &amp; vs. #25 Georgia (4), 2013

Had 3 or more rushing TDs in consecutive games ... San Jose' St. (5), at Kentucky (3), at Arkansas (6), 2015

Had 3 or more rushing TDs in three consecutive games ... San Jose' St. (5), at Kentucky (3), at Arkansas (6), 2015

Had 450 or more yards passing... at #2 Alabama, 2014 (456)

Had 400 or more yards passing... at #2 Alabama, 2014 (456)

Had 350 or more yards passing... at #2 Alabama, 2014 (456)

Had 300 or more yards passing ... #19 Ole Miss, 2015 (302)

Had 50 or more pass attempts ... vs. Mississippi State, 1997 (54)

Had 30 or more pass completions ... vs. Arkansas, 1995 (34)

Had fewer than 10 pass attempts ... at Tennessee, 2013 (7)

Had fewer than 10 pass completions ... vs. San Jose State, 2015 (6)

Had fewer than 5 pass completions ... at Tennessee, 2013 (3)

Had fewer than 10 pass attempts in consecutive games ... at Arkansas (9) &amp; at Tennessee (7), 2013

Had fewer than 10 pass completions in consecutive games ... at Arkansas (8) &amp; at Tennessee (3), 2013

Had five TDs passing ... vs. Ball State, 2009 (5)

Had four TDs passing ... vs. Louisiana Tech, 2014 (4)

**Had three TDs passing ... ULM, 2016 (3)****Had 10 receivers catch a pass ... vs. Arkansas State, 2016 (10)****Had 700 or more yards total offense ... vs. Arkansas State, 2016 (706)****Had 600 or more yards total offense ... vs. ULM, 2016 (688)**

Had 600 or more yards total offense and lost ... at #2 Alabama, 2014 (630)

**Had 500 or more yards total offense ... vs. ULM, 2016 (688)**

Had 500 or more yards total offense in consecutive games ... vs. South Carolina, 2014 (551), at #7 Ole Miss, 2014 (507) &amp; vs. Texas A&amp;M (582), 2014

Had 500 or more yards total offense in three straight games ... vs. South Carolina, 2014 (551), at #7 Ole Miss, 2014 (507) &amp; vs. Texas A&amp;M (582), 2014

Had 1300 or more yards total offense combined in consecutive games ... vs. Western Carolina (712) &amp; at #7 Texas A&amp;M (615), 2013

Had 90 or more total plays... at #2 Alabama, 2014 (90)

**Had 85 or more total plays ... vs. #17 Texas A&M, 2016 (89)****Had 80 or more total plays ... vs. ULM, 2016 (84)**

Scored 70 or more points... vs. ULM, 2003 (73)

Scored 60 or more points ... vs. Western Carolina, 2013 (62)

**Scored 50 or more points ... vs. ULM, 2016 (58)****Scored 40 or more points ... vs. ULM, 2016 (58)**

Scored 40 or more points in three consecutive games ... vs. Western Carolina (62); at No. 7 Texas A&amp;M (45); vs. Florida Atlantic (45), 2013

Scored 30 or more points in 11 consecutive games ... vs. Western Carolina (62); at No. 7 Texas A&amp;M (45); vs. Florida Atlantic (45); at Arkansas (35); at Tennessee (55); vs. #25 Georgia (43); vs. #1 Alabama (34); vs. #5 Missouri (59); vs. #1

Florida State (31), 2013; vs. Arkansas (45), vs. San José State (59), 2014

Was held scoreless ... at Alabama, 2012 (0-49)

Was held scoreless at Jordan-Hare Stadium ... vs. Georgia, 2012 (0-38)

**Won a game without scoring an offensive touchdown ... #17 LSU, 2016 (18-13)****Won a game without a rushing touchdown ... #17 LSU, 2016 (18-13)**

Won a game in the last 25 seconds with a TD ... vs. #1 Alabama, 2013 (CB Chris Davis returns missed field goal 100 yards [109 yds] for a touchdown)

Had 200-yard rusher and 100-yard receiver in a game ... vs. Syracuse, 2002 (Carnell Williams [202 rush] and Marcel Willis [113 receiving])

Had 150-yard rusher and 150-yard receiver in a game ... vs. Arkansas, 2014 (Cameron Artis-Payne [177 rush] and D'haquille Williams [154 receiving])

Had two 100-yard rushers and one 100-yard receiver in a game ... vs. #15 LSU, 2014 (Cameron Artis-Payne [126 rush], Nick Marshall [119 rush], Sammie Coates [144 rec])

**Had 100-yard receiver and 100-yard rusher in a game ... vs. ULM, 2016 (Kerryon Johnson [146 rush] & Tony Stevens [109 rec])**

Had 100-yard receiver and 100-yard rusher in back-to-back games ... vs. #15 LSU (Cameron Artis-Payne [126 rush], Nick Marshall [119 rush], Sammie Coates [144 rec]) &amp; at #3 Mississippi State, 2014 (D'haquille Williams [108 rec], Nick Marshall [100 rush])

Had two 100-yard rushers in back-to-back games ... vs. Louisiana Tech, 2014 (Cameron Artis-Payne [116] and Nick Marshall [105]) &amp; vs. #15 LSU, 2014 (Cameron Artis-Payne [126 rush] and Nick Marshall [119 rush])

**Had two 100-yard rushers in a game... vs. Arkansas State, 2016 (Kamryn Pettway [152 rush], Kerryon Johnson [124 rush])**

Had a 300-yard rusher &amp; 100-yard rusher in a game... vs. #5 Missouri [SECCG], 2013 (Tre Mason [304] and Nick Marshall [101])

Had a 200-yard rusher &amp; 100-yard rusher in a game... vs. #5 Missouri [SECCG], 2013 (Tre Mason [304] and Nick Marshall [101])

Had two 150-yard rushers in a game... vs. Mississippi State, 2003 (Brandon Jacobs [182] and Carnell Williams [164])

Had three 100-yard rushers in a game ... vs. Maryland, 1983 (Tommie Agee [219], Lionel James [115] and Bo Jackson [105])

Had two 100-yard receivers in a game... at #2 Alabama, 2014 (Sammie Coates [206] and D'haquille Williams [121])

Had a 60-yard run and a 60-yard pass in a game ... vs. Alabama, 2009 (Terrell Zachery 67 rush, Chris Todd to Darwin Adams 72 pass)

Had three players with 2 rushing TDs... vs. ULM, 2003 (Carnell Williams [2], Brandon Jacobs [2], Tre Smith [2])

Had three players with 2 TDs... vs. Georgia, 2010 (Onterio McCalebb [3 rush], Cam Newton [2 rush], Philip Lutzenkirchen [2 rec.])

Had two players with seven or more catches in a game ... Courtney Taylor (7) &amp; Silas Daniels vs. Alabama, 2003 (7)

Had quarterback catch a pass from himself ... Nick Marshall vs. Mississippi State, 2013 (37 yards)

Scored a touchdown on offense, defense and special teams... vs. ULM, 2008 (2 offense [1 pass, 1 rush], 1 defense [fumble return], 1 special team [punt return])  
Scored on the first offensive play ... vs. Alabama, 2003 (Carnell Williams, 80-yd run)**Scored on first offensive series ... vs. ULM, 2016 (Sean White 3 yd run)**

Scored 2 touchdowns in the final 32 seconds ... vs. #1 Alabama, 2013 (Sammie Coates 39 yd pass from Nick Marshall (:32), Chris Davis 100 yd missed field goal return (:00); other time at Georgia Tech, 1987 (records back to 1967)

Returned a kickoff and a punt for a TD in the same game ... at Tennessee, 2013 (kickoff: Corey Grant, 90 yards &amp; punt: Chris Davis, 85 yards) [1st time in Auburn history]

Returned a punt for a TD ... vs. Louisiana Tech, 2014 (Quan Bray) [76 yards]

Returned a kickoff for a TD ... at Tennessee, 2013 (Corey Grant) [90 yards]

Returned a missed FG for a TD...vs. Alabama, 2013 (Chris Davis) [100 yds]

Returned opening kickoff for a TD ... vs. Tennessee-Martin, 2008 (Tristan Davis) [95 yards]

Returned 2nd half opening KO for TD ... at Tennessee, 2013 (Corey Grant) [90 yds]

Returned three Interceptions for TDs ... vs. LSU, 1994 (Ken Alvis, Fred Smith, Brian Robinson)

Returned two Interceptions for TDs ... vs. LSU, 1994 (Ken Alvis, Fred Smith, Brian Robinson)

Returned an Interception for a TD ... vs. Idaho, 2015 (Johnathan Ford) [48]

Returned two fumbles for TDs ... vs. Vanderbilt, 2002 (Spencer Johnson, Karlos Dansby)

Returned a fumble for a TD ... vs. Louisville, 2015 (Justin Garrett) [82]

Had five or more fumbles ... vs. Southern Miss (5), 2008

Did not commit a turnover ... vs. Idaho, 2015

Did not commit a turnover in three consecutive games ... San Jose' St., at Kentucky, at Arkansas (2015)

Did not commit a turnover in back-to-back games ... San Jose' St., at



## LAST TIME...

Kentucky, at Arkansas (2015)

Blocked a punt ... vs. Alabama, 2013 (Ryan Smith)  
 Blocked two punts ... vs. Virginia [Chick-fil-A] 2011 (Garrett Harper, Angelo Blackson)  
 Blocked three punts ... vs. ULM, 2003 (3 - Justin Fetsko [2], Donnay Young)  
 Returned a blocked punt for a TD ... vs. Florida, 2006 (Tre Smith)  
**Blocked a field goal ... vs. ULM, 2016 (Montravius Adams)**  
 Returned a blocked field goal for a TD ... vs. Kentucky, 2009 (Neiko Thorpe) [69]  
 Blocked two field goals in a game ... vs. ULM, 2012 (Angelo Blackson, Corey Lemonier)  
 Blocked a PAT attempt ... at #2 Alabama, 2014 (Angelo Blackson)  
 Blocked two PAT attempts ... vs. LSU, 1998 (Charles Dorsey, 2)  
 Had a PAT blocked ... at Tennessee, 2013 (Cody Parkey)  
 Missed a PAT ... at Tennessee, 2013 (Cody Parkey, blocked)  
 Missed a kicking PAT ... vs. Tennessee-Chattanooga, 2010 (Wes Byrum)  
**Made 90 straight kicking PATs ... Daniel Carlson, 2014-16 (113)**  
**Made 100 straight kicking PATs ... Daniel Carlson, 2014-16 (113)**  
 Had a punt blocked ... at Mississippi State, 2009 (Clinton Durst)  
**Had a field goal blocked ... vs. ULM, 2016 (Daniel Carlson)**  
 Had a field goal blocked & returned for a TD ... vs. Texas A&M, 2014 (Daniel Carlson)  
 41-yard FGA blocked by Myles Garrett & returned by Deshazor Everett 65 yards)  
 Had a successful on-side kick ... vs. #5 Missouri [SECCG], 2013 (Cody Parkey)  
**Scored a safety ... vs. ULM, 2016 (Gary Walker)**  
**Scored on a fake field goal ... vs. Arkansas State, 2016 (Carlson 20 yd run)**  
 Scored an offensive two-point conversion ... at Arkansas, 2015 (Melvin Ray pass from Sean White)  
 Scored two or more offensive two-point conversions ... vs. Florida, 2002 [2]  
 Scored a defensive two-pt conversion ... vs. Ole Miss, 2009 (Demond Washington)

Held an opponent scoreless ... vs. ULM, 2008 (34-0)  
 Held an opponent scoreless at Jordan-Hare Stadium ... vs. ULM, 2008 (34-0)  
 Held an opponent to five or fewer first downs ... vs. Ball State, 2001 (5)  
 Held an opponent to 10 or fewer first downs ... vs. Florida Atlantic, 2013 (10)  
 Intercepted five or more passes ... vs. Northwestern [Outback], 2009 (5)  
 Intercepted four or more passes ... vs. Northwestern [Outback], 2009 (5)  
 Intercepted three or more passes in consecutive games ... at #2 Alabama, 2014 (3) & vs. #17 Wisconsin in Outback Bowl, 2015 (3)  
 Intercepted three or more passes ... at #25 Texas A&M, 2015 (3)  
 Allowed opponent 600 yards total offense and Auburn still won ... at #7 Texas A&M, 2013 (602)  
**Held an opponent to 300 or less yards total offense ... vs. ULM, 2015 (251)**  
 Held an opponent to 200 or less yards total offense ... vs. Western Carolina, 2013 (173)  
 Held an opponent to 150 or less yards total offense ... at Mississippi State, 2008 (116)  
 Held an opponent to 100 or less yards total offense ... vs. Ball State, 2001 (92)  
**Held an opponent to 100 or less yards rushing ... vs. Arkansas State, 2016 (66)**  
 Held an opponent to 50 or less yards rushing ... at #20 Kansas State, 2014 (40)  
 Held an opponent to negative yards rushing ... vs. Florida, 2001 (-36)  
 Held an opponent to 100 or less yards passing ... Georgia, 2015 (97)  
 Held an opponent to no third down conversions ... vs. #15 LSU, 2014 (0-of-13)  
 Held an opponent without an offensive touchdown ... vs. Memphis, 2015  
 Held an opponent without a touchdown ... vs. Western Carolina, 2013

Had 10 or more penalties ... vs. Idaho, 2015 (11)  
 Had 1 or fewer penalty ... vs. San Jose State, 2015 (1)  
 Had 100 or more penalty yards ... vs. Idaho, 2015 (107)  
 Had 5 or fewer penalty yards ... at Tennessee, 2013 (5)  
**Had 35 minutes time of possession... vs. Arkansas State, 2016 (35:42)**  
 Was involved in a game that ended in a tie ... vs. Georgia, 1994 (23-23)  
 Was involved in an overtime game ... at Arkansas (4 OT), 2015 (54-46 loss)  
 Was involved in two overtime games in a single season ... vs. Jacksonville St. (27-20 win), at Arkansas (4 OT, 54-46 loss), 2015

### An Auburn Player

Rushed 40 times in a game ... Tre Mason (46) vs. #5 Missouri [SECCG], 2013  
 Rushed 35 times in a game ... Peyton Barber (37) at Arkansas, 2015  
 Rushed 30 times in a game ... Peyton Barber (37), at Arkansas, 2015  
 Rushed for 300 yards in a game ... Tre Mason (304) vs. #5 Missouri [SECCG], 2013  
 Rushed for 200 yards in a game ... Cameron Artis-Payne (221) vs. Texas A&M, 2014  
**Rushed for 150 yards in a game ... Kamryn Pettway (152) vs. Arkansas State, 2016**  
**Rushed for 100 yards in a game ... Kerryon Johnson (146) vs. ULM, 2016**  
 Quarterback rushed for 200 yards in a game ... Nick Marshall (214) at Tennessee, 2013  
 Quarterback rushed for 100 yards in a game ... Nick Marshall (100) at #3 Mississippi State, 2014  
 Quarterback rushed for 100 yards in back-to-back SEC games ... Nick Marshall vs. #15 LSU (119) and at #3 Mississippi State (100), 2014

Quarterback rushed for 100 yards in 3 games during a season ... Nick Marshall vs. Louisiana Tech (105), #15 LSU (119) and at #3 Mississippi State (100), 201  
 Rushed for 100 yards in six consecutive games ... Tre Mason at Arkansas (168), at Tennessee (117), vs. #25 Georgia (115), vs. #1 Alabama (164), vs. #5 Missouri [SECCG] (304), vs. #1 Florida State [BCSNC] (195), 2013  
 Rushed for 100 yards in three consecutive games ... Cameron Artis-Payne vs. South Carolina (167), at #7 Ole Miss (143) & vs. Texas A&M (221), 2014  
**Rushed for 100 yards in consecutive games ... Kamryn Pettway vs. Arkansas St. (152), #17 Texas A&M (123), 2016**  
 Rushed for 100 yards in four consecutive games vs. ranked opponents ... Tre Mason vs. #25 Georgia (115), vs. #1 Alabama (164), vs. #5 Missouri [SECCG] (304), vs. #1 Florida State [BCSNC], 2013  
 Rushed for 100 yards in three consecutive games vs. ranked opponents ... Tre Mason vs. #25 Georgia (115), vs. #1 Alabama (164), vs. #5 Missouri [SECCG] (304), vs. #1 Florida State [BCSNC], 2013  
 Rushed for 100 yards in consecutive games vs. ranked opponents ... Nick Marshall vs. #15 LSU (119) and at #3 Mississippi State (100), 2014  
 Rushed for 150 yards in three consecutive games ... Tre Mason vs. #1 Alabama (164), vs. #5 Missouri [SECCG] (304), vs. #1 Florida State [BCSNC] (195), 2013  
 Rushed for 150 yards in consecutive games ... Tre Mason vs. #1 Alabama (164), vs. #5 Missouri [SECCG] (304), vs. #1 Florida State [BCSNC] (195), 2013  
 Rushed for 6 or more TDs in a game ... Carnell Williams vs. Mississippi St., 2003 (6)  
 Rushed for 5 or more TDs in a game ... Peyton Barber vs. San Jose' St., 2015 (5)  
 Rushed for 4 or more TDs in a game ... Peyton Barber at Arkansas, 2015 (4)  
 Rushed for 3 or more TDs in a game ... Peyton Barber at Arkansas, 2015 (4)  
**Rushed for 2 or more TDs in a game ... Kerryon Johnson vs. ULM, 2016 (2)**  
 2 Players Rushed for 2 or more TDs in a game ... Nick Marshall (2) & Cameron Artis-Payne (2) vs. Texas A&M, 2014  
 Rushed for 3 TDs or more in consecutive games ... Tre Mason at Arkansas (4) & at Tennessee (3), 2013  
 QB Rushed for 2 or more TDs in a game ... Jeremy Johnson vs. Idaho, 2015  
 QB Rushed for 2 or more TDs in back-to-back SEC games ... Nick Marshall vs. South Carolina (3), at #7 Ole Miss (2) & vs. Texas A&M (2), 2014  
 QB Rushed for 2 or more TDs in 3 straight SEC games ... Nick Marshall vs. South Carolina (3), at #7 Ole Miss (2) & vs. Texas A&M (2), 2014  
 Rushed for 2 or more TDs in four consecutive games ... Carnell Williams vs. Western Carolina (2), vs. Vanderbilt (2), at Mississippi State (2), vs. Syracuse (2), 2002  
 Rushed for 2 or more TDs in three consecutive games ... Nick Marshall vs. South Carolina (3), at #7 Ole Miss (2) & vs. Texas A&M (2), 2014  
 Rushed for a TD in 11 consecutive games ... Tre Mason at #6 LSU (2); vs. #24 Ole Miss (1); vs. WCU (2); at #7 Texas A&M (1); vs. Florida Atlantic (1); at Arkansas (4); at Tennessee (3); vs. #25 Georgia (1); vs. #1 Alabama (1); vs. #5 Missouri [SECCG] (4); vs. #1 Florida State (1), 2013  
 Rushed for a TD in 10 consecutive games ... Tre Mason at #6 LSU (2); vs. #24 Ole Miss (1); vs. WCU (2); at #7 Texas A&M (1); vs. Florida Atlantic (1); at Arkansas (4); at Tennessee (3); vs. #25 Georgia (1); vs. #1 Alabama (1); vs. #5 Missouri [SECCG] (4); vs. #1 Florida State (1), 2013  
 Rushed for a combined 11 TDs in 3 straight games ... Peyton Barber vs. San Jose' St. (5), at Kentucky (2), at Arkansas (4), 2015  
 Rushed for a combined 9 TDs in 3 straight games ... Cam Newton at Kentucky (4), vs. #12 Arkansas (3) and vs. #6 LSU (2), 2010  
 Rushed for a combined 8 TDs in 3 straight games ... Tre Mason at Arkansas (4), at Tennessee (3) and vs. #25 Georgia (1), 2013  
 Rushed for a combined 7 TDs in 3 straight games ... Nick Marshall vs. South Carolina (3), at #7 Ole Miss (2) & vs. Texas A&M (2), 2014  
**Rushed for a TD on his first career rush ... Jason Smith at Arkansas, 2015 (9 yds)**

Passed for 450 yards in a game ... Nick Marshall at #2 Alabama, 2014 (456)  
 Passed for 400 yards in a game ... Nick Marshall at #2 Alabama, 2014 (456)  
 Passed for 300 yards in a game ... Nick Marshall at #2 Alabama, 2014 (456)  
 Attempted 50 passes in a game ... Dameyune Craig vs. Mississippi State, 1997 (54)  
 Attempted 40 passes in a game ... Nick Marshall at #2 Alabama, 2014 (43)  
 Threw five TDs in a game ... Chris Todd vs. Ball State, 2009 (5)  
 Threw four TDs in a game ... Jeremy Johnson vs. Western Carolina, 2013 (4)  
**Threw three TDs in a game ... Sean White vs. Arkansas State, 2016 (3)**  
 Threw four TDs or more in consecutive games ... Chris Todd vs. West Virginia (4), vs. Ball State (5), 2009  
 Threw two TDs or more in five consecutive games ... Cam Newton at Ole Miss (2), vs. Chattanooga (4), vs. Georgia (2), at Alabama (3), vs. South Carolina (4), 2010  
 Threw a TD pass on Auburn's 1st pass of an SEC Championship Game ... Nick Marshall vs. #5 Missouri (38-yard TD pass to Sammie Coates in 1st qtr.), 2013

Had 500 yards total offense in a game ... Nick Marshall at #2 Alabama, 2014 (505)  
 Had 400 yards total offense in a game ... Nick Marshall at #2 Alabama, 2014 (505)  
**Had 300 yards total offense in a game ... Sean White vs. Arkansas State, 2016 (304)**  
 Accounted for four or more TDs in a game ... Jeremy Johnson vs. Idaho, 2015 (2 rush, 2 pass)  
 Freshman Accounted for four or more TDs in a game ... Jeremy Johnson vs. Western Carolina,

## LAST TIME...

2013 (4)  
Two Players Accounted for three or more TDs in a game ... Tre Mason (3 rush) & Nick Marshall (2 rush, 1 pass) at Tennessee, 2013

**Accounted for three or more TDs in a game ... Sean White vs. ULM, 2016 (2 pass, 1 rush)**  
Accounted for three TDs in consecutive games ... Nick Marshall vs. South Carolina, 2014 (3 rush, 1 pass), at #7 Ole Miss (2 pass, 2 rush) & vs. Texas A&M (2 rush, 1 pass), 2014

Accounted for three TDs in three consecutive games ... Nick Marshall vs. South Carolina, 2014 (3 rush, 1 pass), at #7 Ole Miss (2 pass, 2 rush) & vs. Texas A&M (2 rush, 1 pass), 2014

Accounted for three TDs in four consecutive games ... Cam Newton vs. Chattanooga (5), vs. Georgia (4), at Alabama (4), vs. South Carolina (6), 2010

Caught 15 passes in a game... Willie Gosha vs. Arkansas, 1995 (17)

Caught 12 or more passes in a game ... Darwin Adams vs. Northwestern [Outback], 2009 (12)

Caught 10 or more passes in a game ... Ricardo Louis vs. Jacksonville St., 2015 (10)

**Caught seven or more passes in a game ... Tony Stevens vs. #17 Texas A&M, 2016 (8)**  
Had 200 or more yards receiving in a game ... Sammie Coates at #2 Alabama, 2014 (206)

Had 150 or more yards receiving in a game ... Ricardo Louis at Kentucky, 2015 (154)

Had 100 yards receiving in three consecutive games ... Sammie Coates at No. 7 Texas A&M (104), vs. Florida Atlantic, 2013 & at Arkansas (102), 2013

Had 100 yards receiving in consecutive games ... Sammie Coates at No. 7 Texas A&M (104) & vs. Florida Atlantic, 2013 (113)

**Had 100 or more yards receiving in a game ... Tony Stevens vs. ULM, 2016 (109)**

Caught four or more TD passes in a game ... Alexander Wright vs. Pacific, 1989 (4)

Caught three or more TD passes in a game ... Darwin Adams vs. Furman, 2009 (3)

**Caught two or more TD passes in a game ... Tony Stevens vs. Arkansas State, 2016 (2)**

Caught a TD pass in consecutive games ... Jason Smith vs. #2 Alabama and vs. Memphis, 2015

Caught a TD pass in three consecutive games ... Sammie Coates at #7 Texas A&M, vs. Florida Atlantic and at Arkansas, 2013

Caught a TD pass in six consecutive games ... Emory Blake vs. South Carolina [SECCG], vs. Oregon [BCSNCC], vs. Utah State, vs. Mississippi State, at Clemson, vs. Florida Atlantic, 2010/11

Caught a TD pass in seven consecutive games ... Emory Blake at Alabama; vs. South Carolina [SECCG], vs. Oregon [BCSNCC], vs. Utah State, vs. Mississippi State, at Clemson, vs. Florida Atlantic, 2010/11

Caught 1 TD pass & had a rushing TD in the same game... Ricardo Louis (33 yd catch/2 yd rush) vs. Louisville, 2015

Receiver caught 1 TD pass & had a rushing TD in the same game... Ricardo Louis (33 yd catch/2 yd rush) vs. Louisville, 2015

Running back caught 1 TD pass & had a rushing TD in the same game... Tre Mason (12 yd catch/37 yd rush) vs. FSU [BCSNCC], 2014

Caught 1 TD pass & had a punt return for a TD in the same game ... Quan Bray (2 TD receptions [44 & 37]) & a 76-yard punt return for a TD, vs. Louisiana Tech, 2014

Caught a TD pass on his first career catch ... Marcus Davis vs. Arkansas State, 2013 (18 yds)

Quarterback caught a TD pass ... Kiehl Frazier from Quan Bray vs. ULM, 2012

Quarterback caught a pass from himself ... Nick Marshall vs. Mississippi State, 2013

Running back caught two or more TD passes in a game ... Mario Fannin vs. Arkansas St., 2010 (2)

Running back caught a TD pass in consecutive games ... Mario Fannin vs. West Virginia, Ball State, 2009

Tight end caught two or more TD passes in a game ... Philip Lutzenkirchen vs. Ole Miss, 2011 (2)

Tight end caught a TD pass in consecutive games ... CJ Uzomah vs. LA Tech, vs. LSU, 2014

**Scored 18 or more points kicking ... Daniel Carlson vs. #17 LSU, 2016 (18)**

**Scored 15 or more points kicking ... Daniel Carlson vs. #17 LSU, 2016 (18)**

**Kicked 6 or more field goals in a game ... Daniel Carlson vs. #17 LSU, 2016 (6)**

**Kicked five or more field goals in a game ... Daniel Carlson vs. #17 LSU, 2016 (6)**

**Kicked four or more field goals in a game ... Daniel Carlson vs. #17 LSU, 2016 (6)**

Had 150 kickoff return yards in a game ... Tre Mason vs. Utah State, 2011 (176)

Had 100 punt return yards in a game ... Chris Davis at Tennessee, 2013 (127)

Scored four or more TDs ... Peyton Barber at Arkansas, 2015 (4)

Scored three or more TDs ... Peyton Barber at Arkansas, 2015 (4)

Scored a rushing and receiving TD in a game ... Tre Mason vs. #1 Florida State [BCSNC], 2014 (1 rushing, 1 receiving)

**Had an 80-yard run ... John Franklin III vs. ULM, 2016 (82)**

**Had a 70-yard run ... John Franklin III vs. ULM, 2016 (82)**

**Had a 60-yard run ... John Franklin III vs. ULM, 2016 (82)**

Completed an 80-yard pass ... Nick Marshall to Sammie Coates at Arkansas, 2013 (88)

Completed a 70-yard pass ... Jeremy Johnson to Jason Smith vs. #2 Alabama, 2015 (77)

Completed a 60-yard pass ... Jeremy Johnson to Jason Smith vs. #2 Alabama, 2015 (77)

**Kicked a field goal of 50 or more yards ... Daniel Carlson vs. #17 LSU, 2016 (51)**

Kicked a field goal of 50 or more yards in consecutive games ... Daniel Carlson, 2015; vs. Wisconsin [Outback Bowl] (51), vs. Louisville (56)

Kicked two field goals of 50+ yards in a game ... Win Lyle vs. Tennessee, 1987 (55, 52)

Had a 70-yard punt ... Kody Bliss vs. Tulane, 2006 (71)

**Had a 60-yard punt ... Kevin Phillips vs. #2 Clemson, 2016 (68)**

Had four punts of 50+ yards in a game ... Kevin Phillips at #13 LSU, 2015 (56, 50, 51, 52)

Had three punts of 50+ yards in a game ... Kevin Phillips at #13 LSU, 2015 (56, 50, 51, 52)

Had two punts of 50+ yards in a game ... Kevin Phillips vs. #19 Ole Miss, 2015 (51, 53)

Had four or more punts inside the 20 in a game ... S. Clark vs. FSU [BCSNCC], 2013 (5)

**Blocked a field goal in a game ... Montravius Adams vs. ULM, 2016**

Blocked two field goals in a game ... Alton Moore at Georgia, 2001

Blocked a PAT attempt ... Angelo Blackson at #2 Alabama, 2014

Blocked two PAT attempts ... Charles Dorsey vs. LSU, 1998 (2)

**Made 50 straight PAT attempts ... Daniel Carlson, 2014-16 (113)**

Blocked a punt in a game... Ryan Smith vs. Alabama, 2013

Blocked two punts in a game... Justin Fetsko vs. ULM, 2003 (2)

Had 15 or more tackles in a game... Daren Bates at Ole Miss, 2012 (16)

Intercepted three or more passes in a game ... Junior Rosegreen at Tennessee, 2004 (4)

Intercepted two or more passes in a game ... Jermaine Whitehead vs. #17 Wisconsin [Outback Bowl], 2015 (2)

Intercepted a pass in consecutive games ... Blake Countess vs. #19 Ole Miss (1) & at #25 Texas A&M (1), 2015

Intercepted two or more passes in consecutive games ... Jonathan Jones at #13 Mississippi State (2) & vs. South Carolina (2), 2014

Intercepted a pass in three consecutive games ... Jerraud Powers, vs. Tennessee Tech, at Georgia; vs. Alabama, 2007

Recovered two fumbles in a game ... Eltoro Freeman at Georgia, 2011 (2)

Forced two fumbles in a game ... Corey Lemonier at Georgia, 2011 (2)

Forced and recovered a fumble ... Cassanova McKinzy at Vanderbilt, 2012

Intercepted a pass and had a fumble recovery in a game ... Montravius Adams vs. LA Tech, 2014

Had a player play on both offense and defense in the same game ... D'haquille Williams vs. South Carolina, 2014

**Was ejected ... Tre' Williams vs. #17 LSU, 2016**

## An Auburn Opponent

Scored 60 or more points ... Texas A&M, 2012 (63)

Scored 55 or more points ... at Arkansas (4 OT), 2015 (54)

Scored 40 or more points ... at Arkansas (4 OT), 2015 (54)

Had 400 or more yards rushing ... at #13 LSU, 2015 (411)

Had 350 or more yards rushing ... at #13 LSU, 2015 (411)

Had 300 or more yards rushing ... at #13 LSU, 2015 (411)

Had 250 or more yards rushing ... #2 Alabama, 2015 (286)

Had 50 or more rushing attempts ... #2 Alabama, 2015 (50)

Had five or more rushing TDs ... at #13 LSU, 2015 (5)

Had 500 yards passing ... Northwestern [Outback], 2009 (532)

Had 400 yards passing ... #19 Ole Miss, 2015 (402)

Had 350 yards passing ... Idaho, 2015 (356)

Had 300 yards passing ... Idaho, 2015 (356)

Had 60 or more pass attempts ... Washington State, 2013 (65)

Had 50 or more pass attempts ... #19 Ole Miss, 2015 (52)

**Had 40 or more pass attempts ... #17 Texas A&M, 2016 (40)**

Had 30 or more pass completions ... #19 Ole Miss, 2015 (34)

Had 25 or more pass completions ... Idaho, 2015 (29)

Had five or more TDs passing ... South Carolina, 2014 (5)

Had four or more TDs passing ... at #2 Alabama, 2014 (4)

Had three or more TDs passing ... at Arkansas, 2015 (3)

Had five passes intercepted ... Northwestern [Outback], 2009 (5)

Had four passes intercepted ... Northwestern [Outback], 2009 (5)

Had 600 yards total offense ... at #7 Texas A&M, 2013 (602)

Had 500 yards total offense ... #19 Ole Miss, 2015 (558)

**Had 400 yards total offense ... #17 Texas A&M, 2016 (478)**

Had five or more fumbles ... at #13 Mississippi State, 2014 (5)

## LAST TIME...

Lost four or more fumbles ... Mississippi State, 2002 (4)  
 Had four or more turnovers ... ULM, 2010 (3 fum/1 int)  
 Returned a punt for a TD ... Georgia, 2015 (Isaiah McKenzie, 53)  
 Returned a kickoff for a TD ... vs. #1 Florida State [BCSNC], 2013 (Kermit Whitfield, 100)  
 Returned an interception for a TD ... Memphis, 2015 (Reggis Ball, 53)  
 Returned a fumble for a TD ... vs. #5 Missouri [SECCG], 2013 (E.J. Gaines, 11)  
 Returned a blocked punt for a TD ... Mississippi State, 2009 (Robert Elliott, 10)

Returned a blocked field goal for a TD ... Texas A&M, 2014 (Myles Garrett blocked Daniel Carlson's 41-yd FGA & Deshazor Everett returned it 65 yards)

Blocked an Auburn punt ... Mississippi State, 2009

**Blocked an Auburn field goal ... ULM, 2016 (Caleb Tucker blocked a Daniel Carlson 56 yd FG attempt, recovered by Auburn)**

Blocked an Auburn PAT ... at Tennessee, 2013 (Daniel McCullers)

Had a successful on-side kick ... South Carolina, 2014 (Landon Ard kick, Skai Moore recovery)

**Held Auburn to 300 yards total offense ... #2 Clemson, 2016 (262)**

Held Auburn to 200 yards total offense ... Alabama, 2012 (163)

Held Auburn to 150 yards total offense ... Alabama, 2011 (140)

**Held Auburn below 100 yards rushing ... #2 Clemson, 2016 (87)**

Held Auburn below 50 yards rushing ... Arkansas, 2012 (40)

Held Auburn to negative yards rushing ... Tennessee, 1997 (-15)

Held Auburn below 100 yds. passing ... Georgia, 2015 (62) (15-27 att)

Held Auburn to 10 or fewer first downs ... Alabama, 2012 (7)

**Had 10 or more penalties ... Arkansas State, 2016 (10)**

Had 0 penalties ... at #20 Kansas State, 2014 (0)

Had 100 or more yards in penalties ... Arkansas, 2007 (100)

Had no third down conversions ... #15 LSU, 2014 (0-13)

Had three 100-yard receivers in a game ... at #7 Ole Miss, 2014 (Evan Engram, 123; Vince Sanders, 105; Laquon Treadwell, 103)

Had two 100-yard receivers in a game ... Idaho, 2015 (Callen Hightower 161; Trent Cowan, 118)

Had a 200-yard rusher in a game ... #2 Alabama, 2015 (Derrick Henry, 271)

Had a 200-yard receiver in a game ... at #2 Alabama, 2014 (Amari Cooper, 224)

**Had a 100-yard rusher and a 100-yard receiver ... #2 Clemson, 2016 (Wayne Gallman, 123 rush; Mike Williams, 174 rec.)**

Had a 100-yard rusher and two 100-yard receivers ... Tulane, 2006 (Matt Forte, 117 rush; Preston Brown, 139 rec.; Damarcus Davis, 126 rec.)

**Did not have a turnover ... Arkansas State, 2016**

Scored a safety ... LSU, 2012

Scored a two-point conversion ... at #Arkansas, 2015 (Jeremy Sprinkle pass from Brandon Allen & Kody Walker pass from Brandon Allen)

Had 40 minutes time of possession ... Georgia, 2011 (40:55)

## An Opposing Player

Rushed for 200 yards in a game ... Derrick Henry, #2 Alabama, 2015 (271)

Rushed for 150 yards in a game ... Derrick Henry, #2 Alabama, 2015 (271)

Had two players rush for 100 yards in a game ... Melvin Gordon (251) & Corey Clement (105), #17 Wisconsin [Outback Bowl], 2015 (251)

**Rushed for 100 yards in a game ... Leonard Fournette, #17 LSU, 2016 (101)**

Quarterback rushed for 100 yards in a game ... Lamar Jackson, vs. Louisville, 2015 (106)

Passed for 500 yards in a game ... Mike Kafka, Northwestern [Outback], 2009 (532)

Passed for 400 yards in a game ... Dylan Thompson, South Carolina, 2014 (402)

Passed for 350 yards in a game ... Chad Kelly, #19 Ole Miss, 2015 (381)

Passed for 300 yards in a game ... Chad Kelly, #19 Ole Miss, 2015 (381)

Attempted 70 passes in a game ... Mike Kafka, Northwestern [Outback], 2009 (78)

Attempted 60 passes in a game ... Connor Halliday, Washington State, 2013 (65)

Attempted 50 passes in a game ... Chad Kelly, #19 Ole Miss, 2015 (51)

**Attempted 40 passes in a game ... Trevor Knight, #17 Texas A&M, 2016 (40)**

Completed 40 passes in a game ... Mike Kafka, Northwestern [Outback], 2009 (47)

Completed 30 passes in a game ... Chad Kelly, #19 Ole Miss, 2015 (33)

Threw five or more TD passes in a game ... Dylan Thompson, South Carolina, 2014 (5)

Threw four or more TD passes in a game ... Blake Sims, at #2 Alabama, 2014 (4)

Threw three or more TD passes in a game ... Brandon Allen, at Arkansas, 2015 (3)

Had 500 yards total offense ... Johnny Manziel, at #7 Texas A&M, 2013 (502)

Had 400 yards total offense ... Chad Kelly, #19 Ole Miss, 2014 (402)

Had 350 yards total offense ... Chad Kelly, #19 Ole Miss, 2015 (402)

Accounted for 5 or more TDs ... Blake Sims, at #2 Alabama, 2014 (5)

Accounted for 5 or more TDs in back-to-back seasons ... Johnny Manziel, #22 Texas A&M, 2012 (5), and at #7 Texas A&M, 2013 (5)

Threw, Ran and Caught a TD in a game ... Bo Wallace, Ole Miss, 2012 (2 rush, 1 pass, 1 rec.)

Caught 14 or more passes ... Josh Barge, Jacksonville St., 2015 (14)

Three or more players caught seven or more passes ... Laquon Treadwell (10),

Evan Engram (8), Vince Sanders (7), at #7 Ole Miss, 2014

Had 200 yards receiving ... Amari Cooper (224), at #2 Alabama, 2014

**Had 100 yards receiving ... Mike Williams (174), #2 Clemson, 2016**

Caught four or more TD passes ... Mike Evans, at #7 Texas A&M, 2013 (4)

Caught three or more TD passes ... Amari Cooper, at #2 Alabama, 2014 (3)

Caught two or more TD passes ... Drew Morgan, at Arkansas, 2015 (2)

Scored four TDs ... James Franklin, at #5 Missouri [SECCG], 2013 (3 pass, 1 rush)

Scored three TDs ... Leonard Fournette, at #13 LSU, 2015 (3 rush)

Had a 90-yard run ... Joe Adams, Arkansas, 2011 (92 [TD])

**Had an 80-yard run ... Trayveon Williams, #17 Texas A&M, 2016 (89)**

**Had a 70-yard run ... Trayveon Williams, #17 Texas A&M, 2016 (89)**

**Had a 60-yard run ... Trayveon Williams, #17 Texas A&M, 2016 (89)**

Completed a 99-yard pass ... AJ McCarron to Amari Cooper, #1 Alabama, 2013 (99)

Completed an 80-yard pass ... AJ McCarron to Amari Cooper, #1 Alabama, 2013 (99)

Completed a 70-yard pass ... Matt Linehan to Callen Hightower, vs. Idaho, 2015 (71)

**Completed a 60-yard pass ... Chad Voytik to Christian Booker, vs. Arkansas State, 2016 (68)**

**Completed a 50-yard pass ... Trevor Knight to Josh Reynolds, vs. #17 Texas A&M, 2016 (51)**

Kicked a 50-yard field goal ... Jake Elliott, vs. Memphis, 2015 (53)

Had a 70-yard punt ... JK Scott, at #2 Alabama, 2014 (70)

Had a 60-yard punt ... JK Scott, at #2 Alabama, 2014 (70)

**Made five or more FGs ... Daniel LaCamera, #17 Texas A&M, 2016 (5)**

**Made four or more FGs ... Daniel LaCamera, #17 Texas A&M, 2016 (5)**

**Made three or more FGs ... Daniel LaCamera, #17 Texas A&M, 2016 (5)**

Missed three or more FGs ... Jack Cantele, at #20 Kansas State, 2014 (3)

Had an 80-yard kickoff return ... K. Whitfield, vs. #1 FSU [BCS], 2013 (100, TD)

## Both Teams

Had a player return an interception for a touchdown ... Mississippi State, 2011 [AU Demetruce McNeal 43 yds; MSU Johnathan Banks 27 yds]

Combined for 1,217 yards of total offense ... Auburn (615) at #7 Texas A&M (602), 2013 (1,217)

Combined for 1,200 yards of total offense ... Auburn (677) vs. #5 Missouri [SECCG] (534), 2013 (1,211)

Combined for 1,100 yards of total offense ... #15 Auburn (630) at #2 Alabama (539), 2014 (1,169)

**Combined for 1,000 yards of total offense ... Arkansas State (326) at Auburn (706), 2016 (1,032)**

Had both a 100-yard rusher and a 100-yard receiver ... at #6 LSU, 2013 [AU Tre Mason 132 rushing yds & Sammie Coates 139 receiving yds; LSU Jeremy Hill 184 rushing yds & Jarvis Landry 118 receiving yds]

Items in **BOLD** set during 2016 season



## AUBURN OFFENSIVE CAREER BESTS

**3 • NATE CRAIG-MYERS**

Receptions.....1	2x (last: ULM)	10/1/16
Rec. Yards.....39	ULM	10/1/16
Rec. Long.....39	ULM	10/1/16
Rec. TDs.....1	ULM	10/1/16
Career Rec. TD...1		

**27 • CHANDLER COX**

Rush Attempts..4	Clemson	9/3/16
Rush Yards.....6	Clemson	9/3/16
Rush Long.....3	Clemson	9/3/16
Rush TDs.....1		
Receptions.....1	3x (last: Ole Miss)	10/31/15
Receiving Yds..10	Mississippi St.	9/26/15
Rec. Long.....10	Mississippi St.	9/26/15

**10 • MARCUS DAVIS**

Receptions.....8	Georgia	11/14/15
Rec. Yards.....56	Clemson	9/3/16
Rec. Long.....27	at Texas A&M	10/19/13
Rec. TDs.....1	3x (last: Texas A&M)	11/7/15
Rush Attempts..1	2x (last Miss. St.)	9/26/15
Rush Yards.....2	at Alabama	11/29/14
Rush Long.....2	at Alabama	11/29/14
Punt Ret.....6	vs. Memphis	12/30/15
Punt Ret Yds..94	vs. Memphis	12/30/15
Punt Ret Long..56	vs. Memphis	12/30/15
AP Yards.....101	vs. Memphis	12/30/15
Career Rec. TD...3		

**11 • KYLE DAVIS**

Receptions.....2	2x (last: ULM)	10/1/16
Rec. Yards.....58	ULM	10/1/16
Rec. Long.....48	ULM	10/1/16
Rec. TDs.....1	ULM	10/1/16
Career Rec. TD...1		

**83 • RYAN DAVIS**

Receptions.....5	3x (last: ULM)	10/1/16
Rec. Yards.....56	ULM	10/1/16
Rec. Long.....23	ULM	10/1/16
Rec. Tds.....1		
Rush Attempts..1	4x (last: Texas A&M)	9/17/16
Rush Yards.....28	at Texas A&M	11/7/15
Rush Long.....28	at Texas A&M	11/7/15

**5 • JOHN FRANKLIN III**

Completions....4	Texas A&M	9/17/16
Pass Attempts..8	Texas A&M	9/17/16
Pass Yards.....39	ULM	10/1/16
Pass Yards (quarter)		
.....39	ULM (3rd quarter)	9/17/16
Pass TDs.....1	ULM	10/1/16
Interceptions....		
Pass Long.....39	ULM	10/1/16
Rush Attempts..9	Texas A&M	9/17/16
Rush Yards.....82	ULM	10/1/16
Rush TDs.....1	ULM	10/1/16
Rush Long.....82	ULM	10/1/16
150-Yd Pass.....		
Career Pass TD...1		
Career Rush TD..1		
Career TDs.....2		

**33 • WILL HASTINGS**

Receptions.....3	2x (last: Texas A&M)	9/17/16
Rec. Yards.....34	Arkansas St.	9/10/16
Rec. Long.....29	Arkansas St.	9/10/16
Rec. TDs.....1	Arkansas St.	9/10/16
Career Rec. TD...1		

**6 • JEREMY JOHNSON**

Completions....21	Jacksonville St.	9/12/15
Pass Attempts.32	Jacksonville St.	9/12/15
Pass Yards.....243	Arkansas	8/30/14
Pass Yards (quarter)		
.....186	Arkansas (1st quarter)	8/30/14
Pass TDs.....4	Western Carolina	10/12/13
Interceptions....3	vs. Louisville	9/5/15
Pass Long.....77	Alabama	11/28/15
Rush Attempts.12	at LSU	9/19/15
Rush Yards.....41	at LSU	9/19/15
Rush TDs.....2	Idaho	11/21/15
Rush Long.....65	at LSU	9/19/15
150-Yd Pass.....6	last: Alabama	11/28/15
Career Pass TD..19		
Career Rush TD..7		
Career TDs.....26		

**21 • KERRYON JOHNSON**

Rush Attempts.24	ULM	10/1/16
Rush Yards....146	ULM	10/1/16
Rush Long.....47	Arkansas St.	9/10/16
Rush TD.....2	2x (last: ULM)	10/1/16
Receptions.....4	LSU	9/24/16
Receiving Yds..68	LSU	9/24/16
Rec. Long.....37	vs. Memphis	12/30/15
Kick Ret.....4	at Kentucky	10/15/15
Kick Ret Yds...111	at Kentucky	10/15/15
Kick Ret Lg....40	at LSU	9/19/15
AP Yards.....182	LSU	9/24/16
Career Rush TD..9		
Career TDs.....9		

**30 • DAMIAN LEWIS**

Rush Attempts..5	ULM	10/1/16
Rush Yards.....21	ULM	10/1/16
Rush Long.....13	ULM	10/1/16

**9 • KAM MARTIN**

Rush Attempts..9	ULM	10/1/16
Rush Yards.....41	ULM	10/1/16
Rush Long.....7	Arkansas St.	9/10/16
Rush TD.....1		
Receptions.....1	Arkansas St.	9/10/16
Rec. Yards.....10	Arkansas St.	9/10/16
Rec. Long.....10	Arkansas St.	9/10/16

**32 • MALIK MILLER**

Rush Attempts..9	ULM	10/1/16
Rush Yards.....45	ULM	10/1/16
Rush Long.....14	ULM	10/1/16
Rush TD.....1	ULM	10/1/16

**36 • KAMRYN PETTWAY**

Rush Attempts.20	Texas A&M	9/17/16
Rush Yards....152	Arkansas St.	9/10/16
Rush Long.....64	Arkansas St.	9/10/16
Rush TD.....1	Texas A&M	9/17/16
Receptions.....1	2x (last: Arkansas St.)	9/10/16
Rec. Yards.....12	at Arkansas	10/24/15
Rec. Long.....12	at Arkansas	10/24/15
Kick Ret.....1	at LSU	9/19/15
Kick Ret Yds....8	at LSU	9/19/15
Kick Ret Lg....8	at LSU	9/19/15
AP Yards.....157	Arkansas St.	9/10/16
Career Rush TD..1		

**81 • DARIUS SLAYTON**

Receptions.....3	Arkansas St.	9/10/16
Rec. Yards.....55	Arkansas St.	9/10/16
Rec. Long.....27	Arkansas St.	9/10/16
Rec. TDs.....1		

**4 • JASON SMITH**

Receptions.....2	4x (last: Alabama)	11/28/15
Rec. Yards.....82	Alabama	11/28/15
Rec. Long.....77	Alabama	11/28/15
Rec. TDs.....1	2x (last: Memphis)	12/30/15
Rush Attempts..2	Alabama	11/28/15
Rush Yards.....24	at Texas A&M	11/7/15
Rush Long.....24	at Texas A&M	11/7/15
Rush TD.....1	at Arkansas	10/24/15
AP Yards.....85	Alabama	11/28/15
Career Rec. TD...2		
Career Rush TD..1		
Career TDs.....3		

**8 • TONY STEVENS**

Receptions.....8	Texas A&M	9/17/16
Rec. Yards....109	ULM	10/1/16
Rec. Long.....48	ULM	10/1/16
Rec. TDs.....2	Arkansas St.	9/10/16
Career Rec. TD...5		

**12 • ELI STOVE**

Rush Attempts..2	ULM	10/1/16
Rush Yards.....20	ULM	10/1/16
Rush Long.....19	ULM	10/1/16
Rush TD.....1		
Receptions.....2	ULM	10/1/16
Rec. Yards.....20	ULM	10/1/16
Rec. Long.....12	ULM	10/1/16
Rec. TDs.....1		

**10 • STANTON TRUITT**

Receptions.....2	Clemson	9/3/16
Receiving Yds..17	Clemson	9/3/16
Rec. Long.....13	at LSU	9/19/15
Rush Attempts..7	ULM	10/1/16
Rush Yards.....46	ULM	10/1/16
Rush Long.....21	ULM	10/1/16

**13 • SEAN WHITE**

Completions....20	Mississippi St.	9/26/15
Pass Attempts.32	at Arkansas	10/24/15
Pass Yards.....258	Ole Miss	10/31/15
Pass Yards (quarter)		
.....145	at Arkansas (4th Q.)	10/24/15
Pass TDs.....3	Arkansas St.	9/10/16
Interceptions....2	vs. Memphis	12/30/15
Pass Long.....48	ULM	10/1/16
Rush Attempts..11	Mississippi St.	9/26/15
Rush Yards.....60	Arkansas St.	9/10/16
Rush TDs.....1	ULM	10/1/16
Rush Long.....31	Mississippi St.	9/26/15
150-Yd Pass.....7	last: ULM	10/1/16
Career Pass TD...6		
Career Rush TD..1		
Career TDs.....7		



## AUBURN DEFENSIVE CAREER BESTS

**1 • MONTRAVIUS ADAMS**

Tackles	..... 7 vs. Louisville	9/5/15
TFL	..... 3.0 San José St.	9/6/14
Sacks	..... 1.0 8x (last: ULM)	10/1/16
PBU	..... 1 2x (last: Mississippi St.)	9/26/15
FF	..... 1 2x (last: San Jose' St.)	10/3/15
FR	..... 1 LA Tech	9/27/14
INT	..... 1 LA Tech	9/27/14
INT Yards	..... 36 LA Tech	9/27/14
FG Block	..... 1 ULM	10/1/16
Career Sacks	.. 8.5	

**48 • MONTAVIOUS ATKINSON**

Tackles	..... 5 ULM	10/1/16
TFL	..... 1.5 Arkansas St.	9/10/16

**11 • MARKELL BOSTON**

Tackles	..... 1 2x (last: ULM)	10/1/16
---------	------------------------	---------

**5 • DERRICK BROWN**

Tackles	..... 1 Arkansas St.	9/10/16
Sacks	..... 0.5 Arkansas St.	9/10/16
TFL	..... 0.5 Arkansas St.	9/10/16
FR	..... 1 Clemson	9/3/16
Career Sacks	.. 0.5	

**22 • JOHN BROUSSARD JR.**

Tackles	..... 1 Arkansas St.	9/10/16
PBU	..... 1 ULM	10/1/16

**9 • BYRON COWART**

Tackles	..... 2 2x (last: ULM)	10/1/16
FF	..... 1 Texas A&M	9/17/16

**3 • MARLON DAVIDSON**

Tackles	..... 4 Texas A&M	9/17/16
TFL	..... 1.0 Arkansas St.	9/10/16
Sacks	..... 1.0 Arkansas St.	9/10/16
Career Sacks	... 1.5	

**6 • CARLTON DAVIS**

Tackles	..... 11 vs. Memphis	12/30/15
TFL	..... 1.0 3x (last: Arkansas St.)	9/10/16
INT	..... 1 3x (last: Texas A&M)	11/7/15
PBU	..... 3 at Arkansas	10/24/15
FF	..... 1 Mississippi St.	9/26/15

**57 • DESHAUN DAVIS**

Tackles	..... 6 Texas A&M	9/17/16
TFL	..... 0.5 3x (last: Texas A&M)	9/17/16
PBU	..... 1 2x (last: LSU)	9/24/16

**31 • JAVARIS DAVIS**

Tackles	..... 4 Clemson	9/3/16
PBU	..... 2 Texas A&M	9/17/16
INT	..... 1 ULM	10/1/16

**13 • T.J. DAVIS**

Tackles	..... 2 3x (last: Samford)	11/22/14
TFL	..... 0.5 Texas A&M	11/8/14
PBU	..... 1 Texas A&M	11/8/14

**20 • JEREMIAH DINSON**

Tackles	..... 4 vs. Louisville	9/5/15
---------	------------------------	--------

**25 • AUSTIN DUPPER**

Tackles	..... 1 Arkansas St.	9/10/16
---------	----------------------	---------

**23 • JOHNATHAN FORD**

Tackles	..... 14 3x (last: Ole Miss)	10/31/15
INT	..... 1 5x (last: Idaho)	11/21/15
Sacks	..... 1.0 at Kentucky	10/15/15
TFL	..... 1.5 2x (last: LSU)	9/24/16
PBU	..... 3 ULM	10/1/16
FF	..... 1 3x (last: San Jose' St.)	10/3/15
FR	..... 1 ULM	10/1/16
Career Sacks	... 1.5	
Rush Attempts	.. 4 Florida Atlantic	10/26/13
Rush Yards	..... 45 Western Carolina	10/12/13
Rush Long	..... 38 Western Carolina	10/12/13
Rush TDs	..... 1 Western Carolina	10/12/13
Kick Returns	..... 2 5x (last: Idaho)	11/21/15
KR Yards	..... 81 San Jose' St.	10/3/15
KR Long	..... 58 San Jose' St.	10/3/15
AP Yards	..... 114 Idaho	11/21/15

**4 • JEFF HOLLAND**

Tackles	..... 3 at Arkansas	10/24/15
TFL	..... 1.0 2x (last: Memphis)	12/30/15
Sacks	..... 1.0 vs. Memphis	12/30/15
FF	..... 1 at Arkansas	10/24/15
FR	..... 1 LSU	9/24/16
Career Sacks	... 1.0	

**15 • JOSHUA HOLSEY**

Tackles	..... 11 at Kansas State	9/18/14
Interceptions	... 1 2x (last: Clemson)	9/3/16
TFL	..... 1.0 2x (last: Alabama)	11/24/12
PBU	..... 2 Clemson	9/3/16

**10 • PAUL JAMES III**

Tackles	..... 2 Texas A&M	9/17/16
TFL	..... 1.0 Texas A&M	9/17/16
PBU	..... 1 Clemson	9/3/16

**94 • DEVAROE LAWRENCE**

Tackles	..... 6 at LSU	9/19/15
TFL	..... 1.0 3x (last: Clemson)	9/3/16
Sacks	..... 0.5 vs. Louisville	9/5/15
Career Sacks	... 0.5	

**55 • CARL LAWSON**

Tackles	..... 6 Ole Miss	10/5/13
Sacks	..... 2.0 2x (last: LSU)	9/24/16
TFL	..... 3.5 Ole Miss	10/5/13
FF	..... 1 Arkansas State	9/7/13
Career Sacks	.. 9.0	

**28 • TRAY MATTHEWS**

Tackles	..... 12 at Auburn	11/16/13
TFL	..... 1.0 2x (last: Idaho)	11/21/15
PBU	..... 2 North Texas	3/21/13
Interceptions	... 1 3x (last: Memphis)	12/30/15
FF	..... 1 2x (last: Idaho)	11/21/15

**17 • TJ NEAL**

Tackles	..... 17 Northwestern	11/28/15
TFL	..... 4.0 Northwestern	11/28/15
Sacks	..... 1.0 2x (last: Northwestern)	11/28/15
PBU	..... 1 5x (last: at Iowa)	10/10/15
Interceptions	... 1 at Nebraska	9/27/14
FF	..... 1 at Minnesota	10/25/14
Career Sacks	.. 2.0	

**14 • STEPHEN ROBERTS**

Tackles	..... 7 Georgia	11/14/15
TFL	..... 0.5 Arkansas St.	9/10/16
PBU	..... 1 4x (last: ULM)	10/1/16

**19 • NICK RUFFIN**

Tackles	..... 10 Clemson	9/3/16
TFL	..... 1.0 Texas A&M	9/17/16
PBU	..... 2 2x (last: Texas A&M)	9/17/16

**95 • DONTAVIUS RUSSELL**

Tackles	..... 7 at Arkansas	10/24/15
Sacks	..... 1.5 vs. Louisville	9/5/15
TFL	..... 2.5 vs. Louisville	9/5/15
FR	..... 1 San Jose' St.	10/3/15
PBU	..... 1 Ole Miss	10/31/15
Career Sacks	... 1.5	

**36 • MICHAEL SHERWOOD**

Tackles	..... 2 Idaho	11/21/15
PBU	..... 1 Idaho	11/21/15

**90 • MAURICE SWAIN**

Tackles	..... 3 at LSU	9/19/15
PBU	..... 1 at Texas A&M	11/7/15

**26 • MARSHALL TAYLOR**

Tackles	..... 9 at Wisconsin	9/12/15
INT	..... 1 3x (last: Akron)	11/14/15
PBU	..... 2 Ohio	11/25/14

**24 • DANIEL THOMAS**

Tackles	..... 1 ULM	10/1/16
PBU	..... 1 Arkansas St.	9/10/16

**47 • CAMERON TONEY**

Tackles	..... 3 at LSU	9/19/15
---------	----------------	---------

**97 • GARY WALKER**

Tackles	..... 1 ULM	10/1/16
TFL	..... 1.0 ULM	10/1/16
Safety	..... 1 ULM	10/1/16

**79 • ANDREW WILLIAMS**

Tackles	..... 3 Arkansas St.	9/10/16
Sacks	..... 1.0 2x (last: LSU)	9/24/16
TFL	..... 1.0 2x (last: LSU)	9/24/16
Career Sacks	.. 3.0	

**49 • DARRELL WILLIAMS**

Tackles	..... 6 2x (last: Arkansas St.)	9/10/16
TFL	..... 0.5 LSU	9/24/16
FF	..... 1 Clemson	9/3/16

**30 • TRE' WILLIAMS**

Tackles	..... 10 at LSU	9/19/15
TFL	..... 1.5 Arkansas St.	9/10/16
Sacks	..... 1.0 Arkansas St.	9/10/16
FR	..... 1 Idaho	11/21/15
Career Sacks	... 1.0	

## SPECIALISTS

**39 • DANIEL CARLSON**

FG Attempts	..... 6 LSU	9/24/16
FGs Made	..... 6 LSU	9/24/16
Career Long	..... 56 vs. Louisville	9/5/15
FG Blocked	..... 2 last: ULM	10/1/16
Touchbacks	..... 7 2x (last: LSU)	9/24/16
Punts	..... 6 at Miss. State	10/11/14
Punt Avg	..... 53.3 Arkansas	8/30/14
Long Punt	..... 62 Arkansas	8/30/14
Inside 20	..... 2 5x (last: Wisconsin)	1/1/15
Rush Attempts	.. 1 Arkansas St.	9/10/16
Rush Yards	..... 20 Arkansas St.	9/10/16
Rush TDs	..... 1 Arkansas St.	9/10/16
Rush Long	..... 20 Arkansas St.	9/10/16

**91 • KEVIN PHILLIPS**

Punts	..... 7 Texas A&M	9/17/16
Punt Avg	..... 50.0 at LSU	9/19/15
Long Punt	..... 68 Clemson	9/3/16
Inside 20	..... 3 2x (last: Alabama)	11/28/15

**43 • IAN SHANNON**

Punts	..... 2 Texas A&M	9/17/16
Punt Avg	..... 27.5 Texas A&M	9/17/16
Long Punt	..... 33 Texas A&M	9/17/16
Inside 20	..... 1 Texas A&M	9/17/16
Touchbacks	..... 2 ULM	10/1/16

### AUBURN COACHING STAFF SPEED ROSTER




**Gus Malzahn**  
Head Coach



**Rodney Garner**  
Associate Head Coach/  
Defensive Line



**Rhett Lashlee**  
Offensive Coordinator/  
Quarterbacks



**Kevin Steele**  
Defensive Coordinator  
***PRESS BOX***



**Kodi Burns**  
Co-Offensive Coordinator/  
Wide Receivers



**Scott Fountain**  
Special Teams/Tight Ends



**Herb Hand**  
Offensive Line  
***PRESS BOX***



**Tim Horton**  
Running Backs



**Wesley McGriff**  
Secondary



**Travis Williams**  
Linebackers