



2016 AUBURN FOOTBALL

AUBURN ATHLETICS COMMUNICATIONS: 392 SOUTH DONAHUE DRIVE || AUBURN, AL 36830 || AUBURNTIGERS.COM || @AUBURNTIGERS

2016 SCHEDULE/RESULTS

1-1, 0-0 SEC

DATE	OPPONENT		
Sept. 3	#2 CLEMSON	L, 19-13	ESPN
Sept. 10	ARKANSAS ST.	W, 51-14	SECN
Sept. 17	#17 TEXAS A&M*	6 pm	ESPN
Sept. 24	LSU*	5 pm	ESPN
Oct. 1	ULM	TBA	TBA
Oct. 8	at Mississippi St.*	TBA	TBA
Oct. 22	ARKANSAS*	TBA	TBA
Oct. 29	at Ole Miss*	TBA	TBA
Nov. 5	VANDERBILT*	TBA	TBA
Nov. 12	at Georgia*	TBA	TBA
Nov. 19	ALABAMA A&M	TBA	TBA
Nov. 26	at Alabama*	TBA	TBA

All times Central - home games in CAPS - * SEC game

TV: ESPN

- » **Play-by-Play** Dave Flemming
- » **Analyst** Brian Griese
- » **Sideline Reporter** Todd McShay
- » **Online:** WatchESPN

RADIO: AUBURN SPORTS NETWORK

- » **Play-by-Play** Rod Bramblett
- » **Analyst** Stan White
- » **Sideline** Ronnie Brown
- » **Locker Room** Andy Burcham
- » **Studio Host** Paul Ellen
- » **Local** WTGZ 93.9 FM
- » **Satellite** Sirius 83/XM 202
- » **Online:** AuburnTigers.com | TuneIn App

SOCIAL: #WAREAGLE

- » Official Twitter @FootballAU

AUBURN ATHLETICS COMMUNICATIONS

KIRK SAMPSON Associate AD
 kirk@auburn.edu
 SHELLY POE Assistant AD/Primary Contact
 slp0019@auburn.edu
 TAYLOR BRYAN Asst. Director
 taylor.bryan@auburn.edu
 DAN FROELICH Assoc. Director
 danf@auburn.edu

Web AuburnTigers.com
 Twitter @FootballAU
 Office Phone (334) 844-9800



TEXAS A&M

Sept. 17, 2016 • 6:00 p.m. CT • ESPN
Auburn, Ala. • Jordan-Hare Stadium



VS.



Site Jordan-Hare Stadium (87,451)
 TV ESPN
 Radio Auburn Sports Network
 Live Stats AuburnTigers.com
 Twitter @FootballAU
 Series Record Texas A&M, 4-2
 In Auburn Texas A&M, 2-0
 Last Result Auburn 26, Texas A&M 10 (2015)

AUBURN
 Rankings RV
 2016 Record 1-1, 0-0 (SEC)
 Head Coach Gus Malzahn
 Record at AU (Yrs.) 28-14 (4th)

TAMU
 Rankings 17 AP/20 USAT
 2016 Record 2-0, 0-0 (SEC)
 Head Coach Kevin Sumlin
 Record at TAMU (Yrs.) 38-16 (5th)

FOOTBALL HOSTS TEXAS A&M

» Auburn hosts Texas A&M on Saturday, September 17, in the 2016 SEC opener for both teams at Jordan-Hare Stadium (87,451) in Auburn; ESPN will televise the 6:00 p.m. CT contest. This will be Auburn's annual Stripe the Stadium game.

SERIES HISTORY

» The all-time series between Texas A&M and Auburn shows the Aggies with a 4-2 edge. The two teams first met in Dallas in 1911, a 16-0 Texas A&M victory, and also played in Dallas at the end of the 1985 season, when the two schools met in the 1986 Cotton Bowl on New Year's Day. Texas A&M was a 36-16 victor in that contest.

In the first matchup of the teams as SEC members, Texas A&M was a 63-21 winner in 2012 in Auburn. The Tigers won a 45-41 shootout at A&M in 2014, with the Aggies winning 41-38 in Auburn in 2015. Last year, Auburn was a 26-10 winner in College Station.

Auburn holds a 16-18-1 all-time record against schools from the state of Texas: Baylor (1-2-1), Hardin Simmons (1-0), Houston (5-1), North Texas (1-0), Rice (0-2), SMU (0-3), Texas (3-5), Texas A&M (2-4), TCU (3-0) and Texas Tech (0-1).

SEC NUMBERS

» In all-time SEC play, Auburn holds a 304-241-18 mark back through 1933. In SEC games played in Auburn, the Tigers are 125-56-6 all-time; away from Auburn, the Tigers are 179-185-12 overall.

» Auburn is 47-30-5 all-time in SEC openers since 1933, and 20-3 over the last 23 SEC opening games. In 2015, the Tigers lost 45-21 at LSU in their initial conference game. The Tigers are 54-23-2 all-time in SEC home openers.

KICKOFF COVERAGE

» In 2016, five different Auburn receivers have caught a pass of at least 20 yards and five different players have a 20+-yard rush

» Auburn had 31 former players on NFL opening day rosters, representing 19 different NFL teams

» Kerryon Johnson needs just 12 all-purpose yards to reach 1,000 for his career

» Kamryn Pettway and Kerryon Johnson are the first Auburn duo to post their first 100-yard rushing performances in the same contest since Bo Jackson and Lionel James against Wake Forest in 1982






» Auburn's five games with at least 422 rushing yards since 2013 are second among Power 5 teams, behind only Georgia Tech (6)

» Auburn's defense has held its opponent to 10 points or less in each of the last six halves, dating back to the 2015 Birmingham Bowl vs. Memphis

» Daniel Carlson's 53-yard field goal against Clemson was his sixth career field goal of 50+ yards, setting the Auburn career record. That FG is fourth-longest in the FBS this season

» The Tigers lead the SEC in rushing (274.5 ypg) and are third in total offense (484 ypg). Kerryon Johnson leads the SEC with three rushing TD and Daniel Carlson leads all SEC scorers at 14.0 ppg

» Carlson scored 21 points vs. Arkansas State (1 TD, 3 FG, 6 PAT) to set a new Auburn record for points scored in a game by a kicker (previous: 18; 1982, Al Del Greco vs. Kentucky; 2014, Carlson at Alabama)

	vs. #2 Clemson Sept. 3 Auburn, Ala. L, 19-13 ESPN	Defense held Clemson to lowest point total since 2014 ... Kerryon Johnson 9-yd TD run ... Auburn used Sean White, Jeremy Johnson, John Franklin III in rotation at QB ... Daniel Carlson 53, 32 FG ... Josh Holsey INT ... Darrell Williams forced fumble, Derrick Brown recovery ... 7 first-time starters, 17 first-time players for Auburn
	vs. Arkansas St. Sept. 10 Auburn, Ala. W, 51-14 SECN	Tigers post 706 yds total offense ... Kamryn Pettway (152), Kerryon Johnson (124, 2 TD) first 100-yd rush games ... Daniel Carlson scores 21 pts (3 FG, 6 PAT, 1 20-yd rush TD on fake FG) ... 10 different receivers w/catch from Sean White (17-23, 244 yds, 3 TD) ... Nine scoring drives averaged 2:47 each ... Rudy Ford 10 tackles
	vs. #17 Texas A&M Sept. 17 Auburn, Ala. 6:00 p.m. ESPN	SEC opener ... Stripe the Stadium game ...
	vs. LSU Sept. 24 Auburn, Ala. 5:00 p.m. ESPN	110th all-time appearance on ESPN ...
	vs. ULM Oct. 1 Auburn, Ala. Time TBA TV TBA	Homecoming 2016 ...
	at Mississippi St. Oct. 8 Starkville, Miss. Time TBA TV TBA	2016 road opener ...
	vs. Arkansas Oct. 22 Auburn, Ala. Time TBA TV TBA	
	at Ole Miss Oct. 29 Oxford, Miss. Time TBA TV TBA	
	vs. Vanderbilt Nov. 5 Auburn, Ala. Time TBA TV TBA	Military Appreciation Day ...
	at Georgia Nov. 12 Athens, Ga. Time TBA TV TBA	The Deep South's Oldest Rivalry ...
	vs. Alabama A&M Nov. 19 Auburn, Ala. Time TBA TV TBA	Home finale ... Senior Day ...
	at Alabama Nov. 26 Tuscaloosa, Ala. Time TBA TV TBA	The 81st Iron Bowl ...



STUDENT-ATHLETE EXPERIENCE: ACADEMICS

THE GRADUATES

» Ten players on the 2016 Auburn roster have already received bachelor's degrees:

- Alex Kozan (finance; 5/2015)
- Xavier Dampeer (public administration; 12/2015)
- T.J. Davis (public administration; 12/2015)
- Austin Dupper (engineering; 5/2016)
- Joshua Holsey (public administration; 5/2016)
- Devaroe Lawrence (public administration; 5/2016)
- T.J. Neal (sport management, Illinois; 5/2016)
- Marshall Taylor (sport leadership, Miami; 5/2016)
- Daniel Carlson (finance; 8/2016)
- Marcus Davis (communication; 8/2016)

SEC HONOR ROLL

» There were 24 Auburn representatives on the SEC Academic Honor Roll for the 2015 season, including current team members Daniel Carlson, Tyler Carr, Chandler Cox, Austin Dupper, Aaron Garrison, Austin Golson, Alex Kozan, Kevin Phillips, Ike Powell, Dontavius Russell, Braden Smith, Tyler Stovall, Keenan Sweeney and Tre' Williams. Team members had a 3.0 GPA for the previous school year or a cumulative 3.0 GPA or higher.

ACADEMIC TOP TIGERS

» Academic Top Tigers are student-athletes who post a 3.0 GPA or higher in either semester of a school year. The 2015-16 list recognized 43 members of the football team, including Daniel Carlson, Tyler Carr, Byron Cowart, Chandler Cox, Carlton Davis, Deshaun Davis, Jeremiah Dinson, Austin Dupper, Aaron Garrison, Austin Golson, Marquel Harrell, Jalen Harris, Mike Horton, Jaunta'vius Johnson, Kerryon Johnson, Kaleb Kim, Griffin King, Alex Kozan, Raymond Lester, Richard McBryde, Ryan Meneely, Kevin Phillips, Ike Powell, Dontavius Russell, Ian Shannon, Bailey Sharp, Josh Shockley, Braden Smith, Tyler Stovall, Keenan Sweeney, Prince Tega Wanogho, Darrell Williams and Tre' Williams from the current squad.

SEC FIRST-YEAR ACADEMIC HONOR ROLL

» Auburn football had seven representatives on the 2015-16 SEC First-Year Academic Honor Roll, recognizing freshmen and transfer student-athletes with a cumulative 3.0 GPA or higher. Current team members honored included Marquel Harrell, Mike Horton, Kerryon Johnson, Raymond Lester, Ryan Meneely, Ian Shannon and Prince Tega Wanogho.

IN SEPTEMBER

» Auburn is 164-55-5 (.745) all-time in games played during September, and has won 39 of its last 51 September matchups. The Tigers are 101-20-1 (.838) all-time at home in September, and 63-35-4 (.640) on the road in that month.

VERSUS RANKED OPPONENTS

» Auburn is now 103-150-6 all-time facing ranked opponents. Auburn is 45-39-2 at home against ranked teams, 27-64-2 on the road and 31-47-2 against ranked teams on a neutral field

STARTING OFF

» On the 2016 squad, 35 players now have at least one college start to their credit, 16 on the Auburn offense and 19 on defense.

» The Tigers have played 10 true freshmen and 10 redshirt freshmen this season.

» There were seven first-time starters vs. Clemson: DE Marlon Davidson, LB Darrell Williams, CB Javaris Davis, LB Deshaun Davis, C Xavier Dampeer, WR Ryan Davis, and WR Darius Slayton.

» In the season opener, 17 players saw their first career action for Auburn: true freshmen Marlon Davidson, Nate Craig-Myers, Derrick Brown, Kyle Davis, John Broussard Jr., Tré Threat; Redshirt freshmen: Darius Slayton, Javaris Davis, Mike Horton, Tyler Carr, Griffin King; Transfers: Paul James III, Darius James, T.J. Neal, John Franklin III; and sophomore Markell Boston and senior Greg Hall Jr.

» Against Arkansas State, 12 players saw their first Auburn action: Austin Dupper, Marquel Harrell, Kaleb Kim, Kam Martin, Richard McBryde, Malik Miller, Ian Shannon, Eli Stove, Keenan Sweeney, Marshall Taylor, Daniel Thomas and Prince Tega Wanogho.

700 YARDS TOTAL OFFENSE

» Auburn's 706 yards of total offense against Arkansas State were the second-most in school history (record: 712 vs. Western Carolina, 2013).

» Auburn's 452 yards of offense in the first half were the most for the Tigers in a first half since racking up 484 in 2010 vs. Chattanooga. It was the third time under Malzahn for Auburn to amass 400+ yards in a first half (2013 vs. Florida Atlantic & Western Carolina).

» Auburn is one of six FBS teams to amass 700 yards total offense in 2016 and one of only three FBS teams to do it vs. another FBS team. Auburn's 462 rushing yards vs. Arkansas State are the second-best rushing output by a FBS team in 2016, trailing Air Force's 464 rushing yards vs. Georgia State.

Teams with 700 yards total offense this season: Louisville (845 vs. Syracuse); Ohio State (776 vs. Bowling Green); Texas Tech (758 vs. SFA); Louisiana Tech (727 vs. South Carolina State); Auburn (706 vs. Arkansas State); Troy (706 vs. Austin Peay).

ON THE RUN

» Auburn's 462 rushing yards vs. ASU were the fourth-most in school history and the most since rushing for 545 yards in the 2013 SEC Championship vs. Missouri.

» Auburn had two 100-yard rushers against Arkansas State (Kamryn Pettway, 152; Kerryon Johnson, 124 with 2 TD). The last time Auburn had a pair of 100-yard rushers was vs. South Carolina in 2014.

It was the first career 100-yard rushing game for both players. The last time two Auburn players had their first career 100-yard rushing nights in the same game: 1982 vs. Wake Forest (Bo Jackson, 123; Lionel James, 118).

» Auburn has produced a 100-yard rusher in 30 of 42 games under head coach Gus Malzahn. Nine different Tigers have rushed for 100 yards

AUBURN BY THE NUMBERS

Category	2016	Under Malzahn
Record	1-1	28-14
SEC	0-0	13-11
West	0-0	9-9
East	0-0	4-2
Non-Conf	1-1	14-3
Home	1-1	18-6
Away	0-0	7-6
Neutral	0-0	3-2
Day	0-0	13-8
Night	1-1	15-6
TV Games	1-1	27-14
ABC	0-0	0-0
CBS	0-0	5-5
ESPN	0-1	6-6
ESPN2	0-0	3-2
ESPNU	0-0	3-0
FSN	0-0	2-0
SEC Network	1-0	8-1

Scoring first	1-1	21-3
Opp scoring first	0-0	7-10
Leading at half	1-0	21-4
Trailing at half	0-1	4-9
Tied at half	0-0	3-1
Leading after 3Q	1-0	24-2
Trailing after 3Q	0-1	2-11
Tied after 3Q	0-0	2-1
Overtime Games	0-0	1-2

Scoring <20 pts	0-1	0-6
Scoring 20+ pts	1-0	28-6
Scoring 30+ pts	1-0	23-5
Scoring 40+ pts	1-0	13-2
Allowing <20 pts	1-1	12-2
Allowing 20+ pts	0-0	17-12
Allowing 30+ pts	0-0	6-9

Rushing for <100 yds	0-1	0-2
Rushing for 100+ yds	1-0	28-12
Rushing for 200+ yds	1-0	23-7
Rushing for 300+ yds	1-0	12-1
Passing for 200+ yds	1-0	13-8
Passing for 300+ yds	0-0	1-1

Totaling <300 yds	0-1	0-5
Totaling 300+ yds	1-0	28-9
Totaling 400+ yds	1-0	20-8
Totaling 500+ yds	1-0	10-2
Allowing <100 yds	0-0	0-0
Allowing <300 yds	0-0	6-1
Allowing 300+ yds	1-1	22-13

Having 100-yd rusher	1-0	23-7
Having 2 100-yd rushers	1-0	9-0
Having 100-yd receiver	0-0	9-3
Opp 100-yd rusher	0-1	9-9
Opp 100-yd receiver	0-1	10-6

No turnovers	0-0	7-2
<3 turnovers	1-0	21-7
3+ turnovers	0-1	4-6
No takeaways	1-0	4-4
<3 takeaways	0-1	19-9
3+ takeaways	0-0	8-3
30:00+ possession	1-0	12-5
<30:00 possession	0-1	16-9

STUDENT-ATHLETE EXPERIENCE: COMMUNITY SERVICE

» As part of a summer-long internship, Montravius Adams spent a week in July volunteering in Chicago with Camp iCare, a program started in 2009 as a joint venture between the Women's Philanthropy Board and the Early Learning Center at Auburn, instilling financial know-how combined with philanthropic responsibility.



NATIONAL POLLS

ASSOCIATED PRESS POLL (Sept. 11)

Rk.	School	Record	Points
1.	Alabama	2-0	1,520
2.	Florida State	2-0	1,437
3.	Ohio State	2-0	1,359
4.	Michigan	2-0	1,298
5.	Clemson	2-0	1,284
6.	Houston	2-0	1,264
7.	Stanford	1-0	1,137
8.	Washington	2-0	983
9.	Wisconsin	2-0	893
10.	Louisville	2-0	890
11.	Texas	2-0	872
12.	Michigan State	1-0	747
13.	Iowa	2-0	694
14.	Oklahoma	1-1	686
15.	Tennessee	2-0	665
16.	Georgia	2-0	584
17.	Texas A&M	2-0	564
18.	Notre Dame	1-1	526
19.	Ole Miss	1-1	473
20.	LSU	1-1	391
21.	Baylor	2-0	305
22.	Oregon	2-0	292
23.	Florida	2-0	205
24.	Arkansas	2-0	198
25.	Miami	2-0	197

Also receiving votes: TCU 62, Utah 62, San Diego State 51, UCLA 47, Boise State 42, Pitt 39, Oklahoma State 22, Nebraska 11, North Carolina 10, **Auburn 7**, Central Michigan 4, Colorado 2, Cincinnati 1, Arizona State 1

USA TODAY COACHES POLL (Sept. 11)

Rk.	School	Record	Points
1.	Alabama	2-0	1,598
2.	Florida State	2-0	1,490
3.	Clemson	2-0	1,447
4.	Ohio State	2-0	1,440
5.	Michigan	2-0	1,279
6.	Stanford	1-0	1,257
7.	Houston	2-0	1,243
8.	Michigan State	1-0	1,034
9.	Washington	2-0	945
10.	Louisville	2-0	894
11.	Iowa	2-0	875
12.	Wisconsin	2-0	793
13.	Georgia	2-0	777
14.	Oklahoma	1-1	723
15.	Tennessee	2-0	718
16.	Texas	2-0	648
17.	Ole Miss	1-1	525
18.	Notre Dame	1-1	453
19.	Baylor	2-0	452
20.	Texas A&M	2-0	425
21.	Oregon	2-0	403
22.	LSU	1-1	318
23.	Florida	2-0	267
24.	Arkansas	2-0	170
25.	Miami	2-0	137

Also receiving votes: TCU 110, North Carolina 56, Utah 52, Nebraska 47, UCLA 42, Boise State 37, Oklahoma State 29, San Diego State 27, Pitt 25, **Auburn 15**, South Florida 12, West Virginia 9, Navy 8, Arizona State 7, Appalachian State 3, Colorado 2, Georgia Southern 2, Marshall 1, Western Kentucky 1, Minnesota 1, Central Michigan 1, Toledo 1, Western Michigan 1

in a game under Malzahn (38 100-yard rushing performances). Auburn's record with a 100-yard rusher during the Malzahn era is 23-7; with two 100-yard rushers in the same game, it's 9-0.

» Sophomore running back Kerryon Johnson has 41 carries for 218 yards and three touchdowns in the first two games of 2016. Johnson has already surpassed his yardage total from 2015 (208) and has matched his rushing TD total from last season (3 rushing touchdowns in 2015 on 52 carries).

» Gaining his first career carries vs. Arkansas State, Kamryn Pettway (15 carries for 152 yards) is the first Auburn player to average at least 10 yards a carry since Nick Marshall at Tennessee in 2013 (14 carries for 214 yards). [min. 6 carries]

» Auburn is among three schools with at least one 1,000-yard rusher per season from 2009-15, along with Oregon (9), Auburn (8) and Boise State (7). The Tigers' 1,000-yard rushers during that string: Ben Tate (2009), Cam Newton (2010), Michael Dyer (2010 and 2011), Tre Mason (2012 and 2013), Nick Marshall (2013), Cameron Artis-Payne (2014) and Peyton Barber (2015).

» FBS programs with two 1,000-yard rushers in multiple seasons since 2010 (FBS): Nevada (3), Auburn (2), Wisconsin (2).

FIRST DOWNS

» Auburn has had 20 or more first downs in 29 of its last 37 games. In 42 games under Gus Malzahn as head coach, Auburn has gained 20 or more first downs in a game 32 times.

In 17 of its last 37 games, Auburn has gained at least 25 first downs. Under Gus Malzahn as head coach, Auburn has averaged 22.7 first downs.

QB SEAN WHITE

» Going 17-23 with three TD passes for 244 passing yards and 304 total yards against Arkansas State, sophomore Sean White is the first Auburn QB to complete at least 70 percent of his passes with at least three passing TDs and at least 300 yards of total offense since Cam Newton vs. Chattanooga (15-21, 4 passing TDs, 341 total offense yds) in 2010.

» White is the 10th different quarterback to start a season opener under Gus Malzahn in his 11 seasons as a college coach.

» White is 110-187 passing (.588) in nine career games (with eight starts), throwing for 1,550 yards with four TD and five career interceptions.

» White was the first Auburn freshman QB to make his first start in an SEC game since Jeff Klein at Tennessee in 1999, and the first

Auburn freshman quarterback to win an SEC road game (at Kentucky) since Jason Campbell at Vanderbilt in 2001. Auburn has had six freshman QB starters since 2000.

» In 2015, White was the first Auburn quarterback to throw for 250 or more yards in three consecutive games since Dameyune Craig in 1997 and was the first AU freshman to ever accomplish the feat.

» White was the second freshman signal-caller to throw for at least 250 yards in multiple games in Auburn history, joining Stan White, who topped the mark four times in 1990.

THE RECEIVING CORPS

» Ten different Auburn receivers caught passes in the game; the last time 10 different players caught passes for Auburn in a game came in 2012 vs. Arkansas.

» Marcus Davis' 56 yards receiving vs. Clemson were a career best, and his fourth career game with five or more catches (2013 vs. MSU, 2015 vs. UK, 2015 vs. UGA).

» Sophomore Will Hastings hauled in his first career reception - an 8-yard catch - in the first quarter vs. Clemson, giving Auburn its initial first down of the game. Hastings' three receptions against Clemson led to two third-down and a fourth-down conversion.

Hastings got his first career score against Arkansas State. All five of his career catches have resulted in a first down.

» Senior Tony Stevens had the first two-TD game of his career vs. Arkansas State. He had two touchdowns in his career previously. Stevens was Auburn's leading receiver vs. the RedWolves with four catches for 75 yards.

» True freshman Kyle Davis' first two career catches went for more than 40 yards: a 43-yard reception vs. Clemson and a 42-yard one-hander vs. Arkansas State. Davis is the first Auburn freshman with a 40-yard reception since 2002 (Devin Aromashadu, Ben Obomanu, Anthony Mix).

TOP TACKLERS

» Two current Auburn players have totalled more than 100 career tackles each at Auburn: Johnathan "Rudy" Ford (232) and Montravius Adams (113). Ford has led the team in tackles 10 times in his career.

» Ford now ranks ninth among tacklers at Auburn since 2004 (when press box defensive stats were first official), passing Cincinnati Bengal Karlos Dansby and current LB coach Travis Williams with his team-best 10 tackles against Arkansas State. Detroit Lion Josh Bynes (2007-10) is next on the list with 240.

» Safety Nick Ruffin was the leading tackler in the season opener against Clemson with a career-best 10 tackles.

» Five current players have at least one career double-figure tackle game to their credit:
 Johnathan Ford (9)
 Carlton Davis (1)
 Joshua Holsey (1)
 Nick Ruffin (1)
 Tré Williams (1)

» Ford had seven double-digit tackle games last season and ranked fourth in the SEC with 118 total tackles, the most for a season at Auburn since Dontarrious Thomas (122) in 2001. Since 2001, only three other Auburn defenders have recorded more than 100 tackles in a season: Daren Bates (104 in 2011), Josh Bynes (104 in 2009) and Neiko Thorpe (102 in 2011).

» With 232 career tackles, Ford ranks fifth among current Power 5 defensive backs, behind Devon Edwards (Duke), Ryan Janvion (Wake Forest), Quin Blanding (Virginia) and Jordan Sterns (Oklahoma State).

INTERCEPTORS

» Joshua Holsey's third-quarter interception against Clemson was the second pick of his career, making him the fifth member of the current squad with multiple career interceptions.

CAREER INT ON CURRENT SQUAD:

- 5: Johnathan Ford
- 3: Carlton Davis, Tray Matthews#, Marshall Taylor%
- 2: Joshua Holsey
- 1: Montravius Adams, T.J. Neal ^

#1 at Georgia %3 at Miami (OH) ^ 1 at Illinois

» The Auburn defense has 50 interceptions in 42 games (1.19/gm) since the beginning of the 2013 season.

» In 2015, the Tigers intercepted at least one pass in nine of 13 games. Seven different Auburn players had at least one interception last season, and Auburn recorded multiple interceptions in four games last year: San José State, Ole Miss, Texas A&M, Idaho.

» Carlton Davis recorded interceptions as a true freshman against San José State, Kentucky and Texas A&M last season. He was the first Auburn freshman to record multiple interceptions since 2009, and the first freshman to record an INT in consecutive games since 2003.

THE LAWSON IMPACT

» Nobody packs a punch for the Auburn defense like junior defensive end Carl Lawson.

The preseason All-America candidate appeared in only seven games last season, but his impact was noticeable every minute he was on the field, earning him team captain honors.

The Tigers' numbers since the start of 2015 with Lawson in vs. out of the lineup:

	With	Without
Games	8.5	6.5
Sacks	16	7
Pts Allowed/GM	19.2	32.0
Yds Allowed/GM	369.6	438.5
Yds Allowed/Play	4.9	5.9
Rush TD Allowed	9	18
Pass TD Allowed	6	8

» Against Arkansas State, Lawson recorded his first sack of the season and the sixth of his career.

SEC STANDINGS

WEST STANDINGS

	SEC	Pct.	Overall	Pct.
Mississippi State	1-0	1.000	1-1	.500
Alabama	0-0	.000	2-0	1.000
Arkansas	0-0	.000	2-0	1.000
Texas A&M	0-0	.000	2-0	1.000
Auburn	0-0	.000	1-1	.500
LSU	0-0	.000	1-1	.500
Ole Miss	0-0	.000	1-1	.500

EAST STANDINGS

	SEC	Pct.	Overall	Pct.
Florida	1-0	1.000	2-0	1.000
South Carolina	1-1	.500	1-1	.500
Georgia	0-0	.000	2-0	1.000
Tennessee	0-0	.000	2-0	1.000
Missouri	0-0	.000	1-1	.500
Vanderbilt	0-1	.000	1-1	.500
Kentucky	0-1	.000	0-2	.000

SEC Games/Saturday, September 17

- Texas A&M at Auburn
- Mississippi State at LSU
- Alabama at Ole Miss
- Georgia at Missouri
- Texas State at Arkansas
- North Texas at Florida
- New Mexico State at Kentucky
- East Carolina at South Carolina
- Ohio at Tennessee
- Vanderbilt at Georgia Tech

SEC Results/Saturday, September 10

- Auburn 51, Arkansas State 14
- Alabama 38, Western Kentucky 10
- Arkansas 41, TCU 38 (2 OT)
- Florida 45, Kentucky 7
- Georgia 26, Nicholls State 24
- LSU 34, Jacksonville State 13
- Ole Miss 38, Wofford 13
- Mississippi State 27, South Carolina 14
- Missouri 61, Eastern Michigan 21
- Tennessee 45, Virginia Tech 24
- Texas A&M 67, Prairie View 0
- Vanderbilt 47, Middle Tennessee State 24

STUDENT-ATHLETE EXPERIENCE: WELLNESS KITCHEN

» Auburn's Wellness Kitchen offers all-you-care-to-eat dining, featuring various action stations, a pizza oven, a carving station, a hot line with fresh meats and vegetables, a salad bar and a smoothie station.



2016 UPCOMING RECOGNITIONS

ULM
Homecoming; Green Game

Arkansas
Academic Top Tigers

Vanderbilt
Military Appreciation Day

Alabama A&M
Senior Day; 1996 Team Reunion

TIGERS IN THE NFL

Name	Pos.	Team
Cameron Artis-Payne	RB	Carolina Panthers
Peyton Barber	RB	Tampa Bay Buccaneers
Daren Bates	LB	Oakland Raiders
Angelo Blackson	DL	Tennessee Titans
Quan Bray	WR	Indianapolis Colts
Josh Bynes	LB	Detroit Lions
Sammie Coates	WR	Pittsburgh Steelers
Shon Coleman	OL	Cleveland Browns
Karlos Dansby	LB	Cincinnati Bengals
Chris Davis	DB	San Francisco 49ers
King Dunlap	OL	San Diego Chargers
Nick Fairley	DT	New Orleans Saints
Dee Ford	DE	Kansas City Chiefs
Corey Grant	RB	Jacksonville Jaguars
Josh Harris	LS	Atlanta Falcons
Jonathan Jones	DB	New England Patriots
Brandon King	DB	New England Patriots
DaVonte Lambert	DL	Tampa Bay Buccaneers
Corey Lemonier	LB	Cleveland Browns
Ricardo Louis	WR	Cleveland Browns
Sen'Derrick Marks	DT	Jacksonville Jaguars
Tre Mason	RB	Los Angeles Rams
Cam Newton	QB	Carolina Panthers
Jeraud Powers	DB	Baltimore Ravens
Jay Prosch	FB	Houston Texans
Greg Robinson	OL	Los Angeles Rams
Pat Sims	DT	Cincinnati Bengals
Robenson Therezie	DB	Atlanta Falcons
C.J. Uzomah	TE	Cincinnati Bengals
Christian Westerman	OL	Cincinnati Bengals
Avery Young	OL	New Orleans Saints

» Auburn has 31 players on 2016 NFL opening weekend rosters, representing 19 different NFL teams

» Signed to NFL practice squads were Blake Countess (Los Angeles), Chris Landrum (Chargers), Nick Marshall (Jacksonville), Chad Slade (Houston), Jermaine Whitehead (Green Bay) and Gabe Wright (Cleveland)

» Auburn letterman Kevin Greene was inducted to the Pro Football Hall of Fame in August, the second Tiger so honored. Greene played for the Rams, Steelers, Panthers and 49ers in 15 NFL seasons (1985-99), leading the league in sacks twice. A five-time Pro Bowler, he had 160 career sacks, third best in league history at the time of his retirement.

» Auburn has had 29 players taken in the first round and four No. 1 overall draft picks: Cam Newton (Carolina, '11), Aundray Bruce (Atlanta, '88), Bo Jackson (Tampa, '86) & Tucker Frederickson (NY Giants, '65)

» At least one former Tiger has been selected to 16 of the last 17 Pro Bowls. Auburn has had at least one former player in eight of the last 11 Super Bowls

LOU GROZA FINALIST DANIEL CARLSON

» Against Arkansas State, junior Daniel Carlson set an Auburn record for most points scored by a kicker, making three field goals, six PAT and scoring a 20-yard rushing touchdown on a fake field goal attempt (the first Auburn TD on a fake FG since 2000). Carlson broke the record of 18 points scored in a game that he (at Alabama, 2014) shared with Al Del Greco (vs. Kentucky, 1982).

His three FG vs. the Red Wolves marked his seventh career game with three or more field goals made, and he pushed his consecutive PAT string to 104.

» With his 53-yard field goal against Clemson, Auburn's first score of the 2016 campaign, Carlson became the Tigers' career leader with six FG of 50 yards or longer, surpassing Neil O'Donoghue (five from 1975-76). **His 53-yarder was the fourth-longest field goal in the FBS this season.**

» Carlson has scored 248 points (46-56 FG, 104-104 PAT, 1 TD) during his three-year career, fifth all-time among Auburn kickers. He's just the ninth Auburn player ever to score more than 100 points in a season.

» Carlson's 56-yard field goal vs. Louisville in 2015, a Chick-fil-A Kickoff Game record, was the fifth-longest kick in college football last season. That 56-yarder was the longest by an Auburn kicker since 2003 (57 yds, Philip Yost vs. Western Kentucky) and tied John Riley (at Tennessee, 1969) for the third-longest FG in Auburn history.

» "Legatron" was one of only three kickers nationally in 2015 to make four field goals of 51+ yards. Carlson's four 50+ yard FG in a season broke the AU season record set by John Riley (3) in 1969. The Lou Groza Award finalist made an Auburn record 23 field goals (including an Auburn record 16 consecutive FG, breaking a 1997 mark) last season:

- 23 **Daniel Carlson** (2015)
- 22 **Scott Etheridge** (1992)
- 20 **John Vaughn** (2006)

» Carlson is 6-7 on career FG of at least 50 yards. He's the just the third AU kicker with 50+-yard FGs in back-to-back games, along with John Riley (1969; Tennessee/56, Kentucky/54) and John Vaughn (Washington State/52, Miss State/55). In 1987, Win Lyle had FGs of 55 and 52 yards in a game vs. Tennessee. His 50+-yard kicks:

- 56 vs. Louisville (2015)
- 53 vs. Clemson (2016)
- 52 at Kentucky (2015)
- 52 vs. Ole Miss (2015)
- 51 vs. Wisconsin (2014)
- 51 vs. Mississippi State (2015)

» Carlson is third in Auburn career field goals made (46), and just one of four Auburn kickers all-time to make 15+ FG in multiple seasons:

- Wes Byrum** (2007, 2009, 2010)
- Daniel Carlson** (2014, 2015)
- Jim Von Wyl** (1990, 1991)
- Win Lyle** (1987, 1989)

» Carlson has made 104 consecutive PAT kicks, the fourth longest such string in Auburn history. He is sixth in Auburn career PAT made, and one of just six SEC kickers to convert 100% of more than 100 PAT attempts.

Auburn's All-Time Consecutive PAT Streaks

- | | |
|---|------------|
| 1. Damon Duval (1999-2002) | 125 |
| 2. Wes Byrum (2008-10) | 111 |
| 3. John Vaughn (2004-06) | 110 |
| 4. Daniel Carlson (2014-present) | 104 |
| 5. Cody Parkey (2011-13) | 89 |

» Carlson is 9-10 on touchbacks on kickoffs this year. In 2015, 49 of Carlson's 69 kickoffs were touchbacks, the fifth best percentage (71.01%) nationally. For his career, 108 of 160 kickoffs (67.5%) have been touchbacks.

PUNTER KEVIN PHILLIPS

» Senior Kevin Phillips' 68-yard punt against Clemson was a career long and the 11th longest in AU history. It's the longest punt since a 71-yarder by Kody Bliss vs. Tulane in 2006. It was Phillips' 11th career punt of 50+ yards.

» In 2015, 17 of Phillips' 55 punts landed inside the 20 and 10 were longer than 50 yards. He had only seven punts returned.

» Phillips' 50.0 yd/punt average at LSU last season (6/300) was the best for an Auburn punter since Daniel Carlson averaged 53.3 yds/punt (3/160) against Arkansas in the 2014 season opener.

» Phillips' 56-yard punt at LSU in 2015 was a career long, and the longest Auburn punt since the 2014 season opener vs. Arkansas, when Daniel Carlson had a 62-yarder.

» With four 50+ yard punts at LSU, Phillips had the most 50-yd punts in a game for Auburn since a school record five 50+ yard punts by Skip Johnston vs. Florida (53.2 avg) in 1978.

ON SPECIAL TEAMS

» Auburn is second in the longest string of games without having a punt blocked. The Tigers' last blocked punt attempt was vs. Mississippi State in 2009, a string of 92 games.

Current streak/games without a blocked punt:

School	Year Since	Games
Hawai'i	2008	93
Auburn	2009	92

» Auburn kickers have converted 131 consecutive PAT attempts back to the 2013 Tennessee game, the ninth longest active streak in the FBS. Daniel Carlson has 104 consecutive made PAT in his career.

» The Arkansas State game was the first time Auburn didn't punt in a game since the 2013 Western Carolina game.

» Nine of Daniel Carlson's 10 kickoffs this season have gone for touchbacks. As a team, Auburn has touchbacks on 11 of 13 kickoffs.

WHEN SCORING 20+ AND 30+

» Since 2001, Auburn is 116-21 (.847) when scoring 20 or more points in a game. Dating back to 1993, Auburn is 172-29-1 (.854) when scoring 20 or more points. All-time, Auburn is now 318-9 (.972) when scoring 30 points.

IN NON-CONFERENCE PLAY

» Auburn's 29-game home non-conference winning streak was snapped in the opener against Clemson. Auburn had won 14 consecutive regular season games against non-conference competition since a 26-19 loss to No. 14 Clemson in the 2012 season opener. Auburn's all-time regular season record in non-conference play since SEC action began in 1933 is 241-68-6.

MORE FROM THE ARKANSAS STATE GAME...

» Auburn threw for three touchdowns and rushed for three scores vs. Arkansas State, the first time the Tigers had done that in a game since throwing four TD and rushing for five vs. Western Carolina in 2013.

» Auburn's first-quarter fumble snapped a streak of 421 straight carries by an Auburn running back without a fumble, dating back to the 2015 Jacksonville State game.

» Redshirt freshman Darius Slayton had his first career reception in the first quarter, a 15-yard catch for a first down on Auburn's initial possession. He finished with three catches for 55 yards. True freshman Malik Miller had his first career carry in the third quarter and finished with 24 yards. True freshman Kam Martin had his first career reception and first career rush.

» Austin Dupper, John Broussard, Daniel Thomas, Markell Thomas, and Marshall Taylor each had their first career tackles against Arkansas State.

» Auburn converted its first six third-down attempts of the game and was 11-15 overall. At 7-8 (87.5%), Auburn's third-down conversion rate in the first half was its highest in a half since going 3-3 in the first half vs. Western Carolina in 2013.

ONE-SCORE GAMES

» Coach Gus Malzahn is 15-8 in one-score games as a college head coach (12-8 at Auburn). **0-1 in 2016:** L, 19-13 vs. Clemson;

3-4 in 2015: W, 31-25 vs. Louisville; W, 27-20 (OT) vs. Jacksonville State; L, 17-9 vs. Mississippi State; W, 30-27 at Kentucky; L, 54-46 (4OT) at Arkansas; L 27-19 vs. Ole Miss; L 20-13 vs. Georgia

3-2 in 2014: W, 20-14 at No. 20 Kansas State; W, 42-35 vs. South Carolina; W, 35-31 at No. 7 Ole Miss; L, 38-41 vs. Texas A&M; L, 31-34 (OT) vs. Wisconsin

6-1 in 2013: W, 31-24 vs. Washington State; W, 24-20 vs. Mississippi State; W, 30-22 vs. No. 24 Ole Miss; W, 45-41 at No. 7 Texas A&M; W, 43-38 vs. No. 25 Georgia; W, 34-28 vs. No. 1 Alabama; L, 31-34 vs. No. 1 Florida State

3-0 at Arkansas State (2012): W, 33-28 vs. Memphis; W, 36-29 vs. South Alabama; W, 41-34 at Troy.

MORE TIGER STRIPES...

» Auburn will travel fewer miles from home this regular season than any other FBS team. To their four road contests, the Tigers will log only 1,748 miles. Teams with the fewest travel miles:

Auburn	1,748
Michigan	2,308
Oklahoma St.	2,404
Northwestern	2,488
Wisconsin	2,540

» This will be the 85th night game at Jordan-Hare Stadium since 1981. Auburn is 66-16-2 under the lights at home all-time, 15-6 during the Malzahn era.

» The Tigers have 742 total victories, 13th among the all-time winningest FBS football programs. The 23 FBS teams with 700+ all-time wins: Michigan, Texas, Nebraska, Notre Dame, Penn State, Ohio State, Oklahoma, Alabama, Tennessee, Southern Cal, Georgia, LSU, Auburn, West Virginia, Syracuse, Virginia Tech, Texas A&M, Georgia Tech, Pitt, Washington, Florida, Arkansas and Clemson.

» Auburn had played in front of 27 consecutive regular-season sellout crowds, including 17 consecutive sell-outs at Jordan-Hare Stadium, before the Arkansas State game; the last regular season non-sellout before the ASU contest was in 2013 at Tennessee.

» The Tigers open the season with five consecutive home games for the third time in school history; Auburn opened with six straight home games in 1982 and had five to open the 2005 campaign

CAREER PARTICIPATION

No.	Name	GP/GS
1	Montravius Adams, DL	41/25
48	Montavious Atkinson, DB	12/0
11	Markell Boston, DB	2/0
22	John Broussard Jr., DB	2/0
5	Derrick Brown, DL	2/0
65	Tucker Brown, OL	3/0
38	Daniel Carlson, K	28/-
67	Tyler Carr, OL	1/0
9	Byron Cowart, DL	15/0
27	Chandler Cox, FB	15/11
3	Nate Craig-Myers, WR	2/0
52	Xavier Dampier, OL	8/2
3	Marlon Davidson, DL	2/2
6	Carlton Davis, DB	15/11
57	Dashaun Davis, LB	14/2
31	Javaris Davis, DB	2/1
11	Kyle Davis, WR	2/0
80	Marcus Davis, WR	42/13
83	Ryan Davis, WR	10/2
28	T.J. Davis, DB	28/0
20	Jeremiah Dinson, DB	9/1
25	Austin Dupper, DB	1/0
23	Johnathan Ford, DB	42/26
5	John Franklin III, QB	2/0
73	Austin Golson, OL	25/12 (12/0)
41	Greg Hall Jr., LB	2/0
77	Marquel Harrell, OL	1/0
85	Jalen Harris, TE	14/0
33	Will Hastings, WR/K	4/0
4	Jeff Holland, LB	15/0
15	Joshua Holsey, DB	34/21
64	Mike Horton, OL	2/0
78	Darius James, OL	8/2* (6/2)
10	Paul James III, LB	6/0* (4/0)
6	Jeremy Johnson, QB	26/9
21	Kerryon Johnson, RB	15/2
54	Kaleb Kim, OL	1/0
89	Griffin King, WR	2/0
63	Alex Kozan, OL	29/29
94	Devaroe Lawrence, DL	18/0
55	Carl Lawson, DL	23/9
70	Robert Leff, OL	42/4
9	Kam Martin, RB	1/0
28	Tray Matthews, DB	20/15* (10/7)
51	Richard McBryde, LB	1/0
32	Malik Miller, RB	1/0
75	Deon Mix, OL	3/0
17	T.J. Neal, LB	39/25* (38/25)
36	Kamryn Pettway, FB	14/2
91	Kevin Phillips, P	14/-
69	Ike Powell, LS	19/-
37	Logan Rice, WR	1/0
14	Stephen Roberts, DB	26/5
19	Nick Ruffin, DB	24/3
95	Dontavious Russell, DL	15/12
43	Ian Shannon, K/P	1/-
36	Michael Sherwood, DB	2/0
58	Josh Shockley, LB	5/0
81	Darius Slayton, WR	2/2
71	Braden Smith, OL	28/16
4	Jason Smith, WR	15/1
8	Tony Stevens, WR	30/3
29	Tyler Stovall, H	28/-
12	Eli Stove, WR	1/0
90	Maurice Swain Jr., DL	15/1
42	Keenan Sweeney, FB	1/0
26	Marshall Taylor, DB	37/32* (36/32)
24	Daniel Thomas, DB	1/0
42	Tre' Threat, LB	2/0
47	Cameron Toney, LB	4/1
10	Stanton Truitt, WR	10/3
76	Prince Tega Wanogho, OL	1/0
13	Sean White, QB	9/8
79	Andrew Williams, DL	15/0
49	Darrell Williams, LB	11/2
30	Tre' Williams, LB	27/6

*includes previous school (previous school total)

ALPHABETICAL ROSTER

NO.	NAME	POS.	HT.	WT.	YR.	HOMETOWN	NO.	NAME	POS.	HT.	WT.	YR.	HOMETOWN
16	Devin Adams	QB	6-2	248	Jr.	Mobile, AL	55	Carl Lawson	DL	6-2	253	Jr.	Alpharetta, GA
1	Montravius Adams	DL	6-4	309	Sr.	Vienna, GA	31	Sage Ledbetter	K/P	6-0	183	Fr.	Auburn, AL
48	Montavious Atkinson	LB	6-1	211	So.	Fairburn, GA	70	Robert Leff	OL	6-6	299	Sr.	Fairhope, AL
1	Woody Barrett	QB	6-2	238	Fr.	Winter Garden, FL	44	Raymond Lester	DB	5-11	171	RFr.	Marietta, GA
82	Pete Berryman	TE	6-5	220	So.	Birmingham, AL	30	Damian Lewis	RB	5-9	229	Sr.	Wetumpka, AL
47	Jack Bjork	WR	6-1	192	Jr.	Dallas, TX	9	Kam Martin	RB	5-10	177	Fr.	Port Arthur, TX
11	Markell Boston	DB	6-0	200	So.	Newnan, GA	28	Tray Matthews	DB	6-1	207	Jr.	Newnan, GA
22	John Broussard Jr.	DB	5-11	168	Fr.	Phenix City, AL	51	Richard McBryde	LB	6-1	231	RFr.	Troy, AL
5	Derrick Brown	DL	6-5	330	Fr.	Sugar Hill, GA	17	Marquis McClain	WR	6-2	208	Fr.	Crestview, FL
65	Tucker Brown	OL	6-3	290	So.	Trussville, AL	45	Jaylen McGriff	WR	6-0	198	Jr.	Brentwood, TN
38	Daniel Carlson	K	6-4	218	Jr.	Colorado Springs, CO	61	Ryan Meneely	OL	6-2	301	RFr.	McDonough, GA
67	Tyler Carr	OL	6-5	318	RFr.	Southside, AL	32	Malik Miller	RB	5-11	229	Fr.	Huntsville, AL
93	Tyler Carter	DL	6-1	243	RFr.	Decatur, AL	96	Sidney Mims	DL	6-4	250	Fr.	Montgomery, AL
43	Cedric Chambers	RB	5-7	182	RFr.	Valley, AL	75	Deon Mix	OL	6-4	315	Jr.	Batesville, MS
8	Marlon Character Jr.	DB	6-0	181	Fr.	Atlanta, GA	35	James Owens Moss	WR	5-9	177	Fr.	Opelika, AL
91	Nick Coe	DL	6-6	255	Fr.	Asheboro, NC	39	Robert Muschamp	FB	6-1	255	RFr.	Rome, GA
9	Byron Cowart	DE	6-3	276	So.	Seffner, FL	18	Jayvaughn Myers	DB	6-1	179	Fr.	Dade City, FL
27	Chandler Cox	FB	6-1	236	So.	Apopka, FL	17	T.J. Neal	LB	6-0	235	Sr.	McKeesport, PA
3	Nate Craig-Myers	WR	6-2	204	Fr.	Dade City, FL	99	Spencer Nigh	FB	6-0	272	Fr.	Magnolia, TX
84	Chase Cramer	FB	5-10	208	RFr.	Orlando, FL	87	Pace Ozmint	WR	6-1	179	Fr.	Glencoe, AL
52	Xavier Dampier	OL	6-2	310	Sr.	Mendenhall, MS	36	Kamryn Pettway	RB	6-0	240	So.	Montgomery, AL
3	Marlon Davidson	DL	6-3	273	Fr.	Greenville, AL	91	Kevin Phillips	P	6-0	185	Sr.	Greenwood, MS
6	Carlton Davis	DB	6-1	195	So.	Miami, FL	69	Ike Powell	LS	6-3	264	Jr.	Tifton, GA
57	Deshaun Davis	LB	5-11	239	So.	Prichard, AL	15	Tyler Queen	QB	6-1	236	RFr.	Kennesaw, GA
31	Javaris Davis	DB	5-10	182	RFr.	Jacksonville, FL	37	Logan Rice	WR	6-0	206	So.	Rome, GA
11	Kyle Davis	WR	6-2	219	Fr.	Loganville, GA	50	Chase Ritter	LB	5-10	205	Jr.	Wetumpka, AL
80	Marcus Davis	WR	5-9	180	Sr.	Boynton Beach, FL	14	Stephen Roberts	DB	5-11	183	Jr.	Opelika, AL
83	Ryan Davis	WR	5-9	172	So.	St. Petersburg, FL	45	Jacob Rogers	DB	5-11	190	Fr.	Goodwater, AL
25	Stephen Davis Jr.	RB	6-3	206	Fr.	Irmo, SC	19	Nick Ruffin	DB	6-0	203	Jr.	Duluth, GA
13	T.J. Davis	DB	6-0	190	Sr.	Tallahassee, FL	95	Dontavious Russell	DL	6-3	308	So.	Carrollton, GA
12	Jamel Dean	DB	6-2	209	RFr.	Cocoa, FL	72	Prince Micheal Sammons	OL	6-7	289	Fr.	Clarksville, OH
20	Jeremiah Dinson	DB	6-0	177	So.	Miami, FL	43	Ian Shannon	K/P	6-3	218	RFr.	Marietta, GA
74	Bubba Dowdell	OL	6-2	297	Fr.	Auburn, AL	66	Bailey Sharp	OL	6-5	300	RFr.	Marietta, GA
25	Austin Dupper	DB	5-9	176	Sr.	Decatur, AL	59	Sam Sherrod	LB	5-10	192	Fr.	Birmingham, AL
49	Jeff Ford	TE	6-4	268	Fr.	Glencoe, AL	36	Michael Sherwood	DB	5-9	175	Jr.	Atlanta, GA
23	Johnathan Ford	DB	6-0	204	Sr.	Big Cove, AL	58	Josh Shockley	LB	5-10	218	So.	Locust Grove, GA
5	John Franklin III	QB	6-1	186	Jr.	Ft. Lauderdale, FL	39	Conner Sibley	LB	5-10	200	RFr.	Athens, GA
73	Austin Golson	OL	6-5	314	Jr.	Prattville, AL	81	Darius Slayton	WR	6-2	191	RFr.	Norcross, GA
40	Eugene Govan	RB	5-7	190	RFr.	Grovetown, GA	71	Braden Smith	OL	6-6	300	Jr.	Olathe, KS
86	Carson Griffis	WR	5-10	166	Fr.	Homewood, AL	53	Clarke Smith	LS	6-3	239	Fr.	Leeds, AL
46	Devin Guice	DB	5-7	153	Fr.	Opelika, AL	4	Jason Smith	WR	6-1	188	Jr.	Mobile, AL
41	Greg Hall Jr.	LB	6-3	250	Sr.	Athens, GA	8	Tony Stevens	WR	6-4	212	Sr.	Orlando, FL
77	Marquel Harrell	OL	6-3	318	RFr.	Fairburn, GA	29	Tyler Stovall	H	6-1	212	Jr.	Hokes Bluff, AL
85	Jalen Harris	TE	6-4	259	So.	Montgomery, AL	12	Eli Stove	WR	6-0	177	Fr.	Niceville, FL
33	Will Hastings	K/WR	5-10	172	So.	Little Rock, AR	90	Maurice Swain Jr.	DL	6-5	314	Sr.	West Point, GA
4	Jeff Holland	OLB	6-2	250	So.	Jacksonville, FL	42	Keenan Sweeney	FB	6-0	237	So.	Snellville, GA
15	Joshua Holsey	DB	5-11	195	Sr.	Fairburn, GA	26	Marshall Taylor	DB	6-3	191	Sr.	Cordele, GA
46	Ben Hood	DB	5-8	176	RFr.	Atlanta, GA	24	Daniel Thomas	DB	5-11	192	Fr.	Montgomery, AL
64	Mike Horton	OL	6-4	331	RFr.	Atlanta, GA	56	Jackson Thomas	LB	5-11	221	Sr.	Birmingham, AL
52	Antwuan Jackson Jr.	DL	6-2	303	Fr.	Ellenwood, GA	42	Tre' Threat	LB	6-1	240	Fr.	Mobile, AL
78	Darius James	OL	6-4	320	Jr.	Killeen, TX	48	C.J. Tolbert	RB	5-7	195	So.	Dadeville, AL
10	Paul James III	LB	6-4	271	Jr.	Miami, FL	47	Cameron Toney	OLB	6-1	244	Jr.	Huntsville, AL
62	Jaunta'vius Johnson	DL	6-2	317	RFr.	Lincoln, AL	10	Stanton Truitt	WR	5-9	185	So.	Atlanta, GA
6	Jeremy Johnson	QB	6-5	234	Sr.	Montgomery, AL	68	Zach Wade	LS	5-10	218	So.	Bremen, GA
21	Kerryon Johnson	RB	6-0	211	So.	Madison, AL	97	Gary Walker	DL	5-11	269	RFr.	Toccoa, GA
54	Kaleb Kim	OL	6-4	290	RFr.	Buford, GA	76	Prince Tega Wanogho	OL	6-8	282	RFr.	Elmore, AL
46	Caleb King	TE	6-3	221	Jr.	Huntsville, AL	13	Sean White	QB	6-0	200	So.	Boca Raton, FL
89	Griffin King	WR	5-10	181	RFr.	Atlanta, GA	79	Andrew Williams	DL	6-4	289	So.	McDonough, GA
63	Alex Kozan	OL	6-4	310	Sr.	Castle Rock, CO	49	Darrell Williams	LB	6-2	231	So.	Hoover, AL
94	Devaroe Lawrence	DL	6-2	303	Sr.	Greenville, SC	30	Tre' Williams	LB	6-2	240	Jr.	Mobile, AL

NUMERICAL ROSTER

NO.	NAME	POS.	HT.	WT.	YR.	HOMETOWN
1	Montravius Adams	DL	6-4	309	Sr.	Vienna, GA
1	Woody Barrett	QB	6-2	238	Fr.	Winter Garden, FL
3	Nate Craig-Myers	WR	6-2	204	Fr.	Dade City, FL
3	Marlon Davidson	DL	6-3	273	Fr.	Greenville, AL
4	Jeff Holland	OLB	6-2	250	So.	Jacksonville, FL
4	Jason Smith	WR	6-1	188	Jr.	Mobile, AL
5	Derrick Brown	DL	6-5	330	Fr.	Sugar Hill, GA
5	John Franklin III	QB	6-1	186	Jr.	Ft. Lauderdale, FL
6	Carlton Davis	DB	6-1	195	So.	Miami, FL
6	Jeremy Johnson	QB	6-5	234	Sr.	Montgomery, AL
8	Marlon Character Jr.	DB	6-0	181	Fr.	Atlanta, GA
8	Tony Stevens	WR	6-4	212	Sr.	Orlando, FL
9	Byron Cowart	DE	6-3	276	So.	Seffner, FL
9	Kam Martin	RB	5-10	177	Fr.	Port Arthur, TX
10	Paul James III	LB	6-4	271	Jr.	Miami, FL
10	Stanton Truitt	WR	5-9	185	So.	Atlanta, GA
11	Markell Boston	DB	6-0	200	So.	Newnan, GA
11	Kyle Davis	WR	6-2	219	Fr.	Loganville, GA
12	Jamel Dean	DB	6-2	209	RFr.	Cocoa, FL
12	Eli Stove	WR	6-0	177	Fr.	Niceville, FL
13	T.J. Davis	DB	6-0	190	Sr.	Tallahassee, FL
13	Sean White	QB	6-0	200	So.	Boca Raton, FL
14	Stephen Roberts	DB	5-11	183	Jr.	Opelika, AL
15	Joshua Holsey	DB	5-11	195	Sr.	Fairburn, GA
15	Tyler Queen	QB	6-1	236	RFr.	Kennesaw, GA
16	Devin Adams	QB	6-2	248	Jr.	Mobile, AL
17	Marquis McClain	WR	6-2	208	Fr.	Crestview, FL
17	T.J. Neal	LB	6-0	235	Sr.	McKeesport, PA
18	Jayvaughn Myers	DB	6-1	179	Fr.	Dade City, FL
19	Nick Ruffin	DB	6-0	203	Jr.	Duluth, GA
20	Jeremiah Dinson	DB	6-0	177	So.	Miami, FL
21	Kerryon Johnson	RB	6-0	211	So.	Madison, AL
22	John Broussard Jr.	DB	5-11	168	Fr.	Phenix City, AL
23	Johnathan Ford	DB	6-0	204	Sr.	Big Cove, AL
24	Daniel Thomas	DB	5-11	192	Fr.	Montgomery, AL
25	Stephen Davis Jr.	RB	6-3	206	Fr.	Irmo, SC
25	Austin Dupper	DB	5-9	176	Sr.	Decatur, AL
26	Marshall Taylor	DB	6-3	191	Sr.	Cordele, GA
27	Chandler Cox	FB	6-1	236	So.	Apopka, FL
28	Tray Matthews	DB	6-1	207	Jr.	Newnan, GA
29	Tyler Stovall	H	6-1	212	Jr.	Hokes Bluff, AL
30	Damian Lewis	RB	5-9	229	Sr.	Wetumpka, AL
30	Tre' Williams	LB	6-2	240	Jr.	Mobile, AL
31	Javaris Davis	DB	5-10	182	RFr.	Jacksonville, FL
31	Sage Ledbetter	K/P	6-0	183	Fr.	Auburn, AL
32	Malik Miller	RB	5-11	229	Fr.	Huntsville, AL
33	Will Hastings	K/WR	5-10	172	So.	Little Rock, AR
35	James Owens Moss	WR	5-9	177	Fr.	Opelika, AL
36	Kamryn Pettway	RB	6-0	240	So.	Montgomery, AL
36	Michael Sherwood	DB	5-9	175	Jr.	Atlanta, GA
37	Logan Rice	WR	6-0	206	So.	Rome, GA
38	Daniel Carlson	K	6-4	218	Jr.	Colorado Springs, CO
39	Robert Muschamp	FB	6-1	255	RFr.	Rome, GA
39	Conner Sibley	LB	5-10	200	RFr.	Athens, GA
40	Eugene Govan	RB	5-7	190	RFr.	Grovetown, GA
41	Greg Hall Jr.	LB	6-3	250	Sr.	Athens, GA
42	Keenan Sweeney	FB	6-0	237	So.	Snellville, GA
42	Tre' Threat	LB	6-1	240	Fr.	Mobile, AL
43	Cedric Chambers	RB	5-7	182	RFr.	Valley, AL
43	Ian Shannon	K/P	6-3	218	RFr.	Marietta, GA

NO.	NAME	POS.	HT.	WT.	YR.	HOMETOWN
44	Raymond Lester	DB	5-11	171	RFr.	Marietta, GA
45	Jaylen McGriff	WR	6-0	198	Jr.	Brentwood, TN
45	Jacob Rogers	DB	5-11	190	Fr.	Goodwater, AL
46	Ben Hood	DB	5-8	176	RFr.	Atlanta, GA
46	Caleb King	TE	6-3	221	Jr.	Huntsville, AL
46	Devin Guice	DB	5-7	153	Fr.	Opelika, AL
47	Cameron Toney	OLB	6-1	244	Jr.	Huntsville, AL
47	Jack Bjork	WR	6-1	192	Jr.	Dallas, TX
48	Montavious Atkinson	LB	6-1	211	So.	Fairburn, GA
48	C.J. Tolbert	RB	5-7	195	So.	Dadeville, AL
49	Jeff Ford	TE	6-4	268	Fr.	Glencoe, AL
49	Darrell Williams	LB	6-2	231	So.	Hoover, AL
50	Chase Ritter	LB	5-10	205	Jr.	Wetumpka, AL
51	Richard McBryde	LB	6-1	231	RFr.	Troy, AL
52	Xavier Dampeer	OL	6-2	310	Sr.	Mendenhall, MS
52	Antwuan Jackson Jr.	DL	6-2	303	Fr.	Ellenwood, GA
53	Clarke Smith	LS	6-3	239	Fr.	Leeds, AL
54	Kaleb Kim	OL	6-4	290	RFr.	Buford, GA
55	Carl Lawson	DL	6-2	253	Jr.	Alpharetta, GA
56	Jackson Thomas	LB	5-11	221	Sr.	Birmingham, AL
57	Deshaun Davis	LB	5-11	239	So.	Prichard, AL
58	Josh Shockley	LB	5-10	218	So.	Locust Grove, GA
59	Sam Sherrod	LB	5-10	192	Fr.	Birmingham, AL
61	Ryan Meneely	OL	6-2	301	RFr.	McDonough, GA
62	Jaunta'vius Johnson	DL	6-2	317	RFr.	Lincoln, AL
63	Alex Kozan	OL	6-4	310	Sr.	Castle Rock, CO
64	Mike Horton	OL	6-4	331	RFr.	Atlanta, GA
65	Tucker Brown	OL	6-3	290	So.	Trussville, AL
66	Bailey Sharp	OL	6-5	300	RFr.	Marietta, GA
67	Tyler Carr	OL	6-5	318	RFr.	Southside, AL
68	Zach Wade	LS	5-10	218	So.	Bremen, GA
69	Ike Powell	LS	6-3	264	Jr.	Tifton, GA
70	Robert Leff	OL	6-6	299	Sr.	Fairhope, AL
71	Braden Smith	OL	6-6	300	Jr.	Olathe, KS
72	Prince Sammons	OL	6-7	289	Fr.	Clarksville, OH
73	Austin Golson	OL	6-5	314	Jr.	Prattville, AL
74	Bubba Dowdell	OL	6-2	297	Fr.	Auburn, AL
75	Deon Mix	OL	6-4	315	Jr.	Batesville, MS
76	Prince Tega Wanogho	OL	6-8	282	RFr.	Elmore, AL
77	Marquel Harrell	OL	6-3	318	RFr.	Fairburn, GA
78	Darius James	OL	6-4	320	Jr.	Killeen, TX
79	Andrew Williams	DL	6-4	289	So.	McDonough, GA
80	Marcus Davis	WR	5-9	180	Sr.	Boynton Beach, FL
81	Darius Slayton	WR	6-2	191	RFr.	Norcross, GA
82	Pete Berryman	TE	6-5	220	So.	Birmingham, AL
83	Ryan Davis	WR	5-9	172	So.	St. Petersburg, FL
84	Chase Cramer	FB	5-10	208	RFr.	Orlando, FL
85	Jalen Harris	TE	6-4	259	So.	Montgomery, AL
86	Carson Griffis	WR	5-10	166	Fr.	Homewood, AL
87	Pace Ozmint	WR	6-1	179	Fr.	Glencoe, AL
89	Griffin King	WR	5-10	181	RFr.	Atlanta, GA
90	Maurice Swain Jr.	DL	6-5	314	Sr.	West Point, GA
91	Kevin Phillips	P	6-0	185	Sr.	Greenwood, MS
91	Nick Coe	DL	6-6	255	Fr.	Asheboro, NC
93	Tyler Carter	DL	6-1	243	RFr.	Decatur, AL
94	Devaroe Lawrence	DL	6-2	303	Sr.	Greenville, SC
95	Dontavious Russell	DL	6-3	308	So.	Carrollton, GA
96	Sidney Mims	DL	6-4	250	Fr.	Montgomery, AL
97	Gary Walker	DL	5-11	269	RFr.	Toccoa, GA
99	Spencer Nigh	FB	6-0	272	Fr.	Magnolia, TX

PRONUNCIATION GUIDE

NO.	NAME	PRONUNCIATION
1	MONTRAVIUS Adams	mon-TRAY-vee-us
48	MONTAVIOUS Atkinson	mon-TAY-vee-us
64	Jack BJORK	BE-YORK
22	John BROUSSARD	brew-SARD
52	XAVIER DAMPEER	Zavier DAM-peer
31	JAVARIS Davis	ja-VAR-is
12	JAMEL Dean	ja-MELL
38	Austin DUPPER	rhymes with "super"
40	Eugene GOVAN	GO-van
77	Marquel HARRELL	hah-RELL
62	JAUNTA'VIUS Johnson	jon-TAY-vee-us

NO.	NAME	PRONUNCIATION
21	KERRYON Johnson	carry-on
63	Alex KOZAN	KOH-zan
94	DEVAROE Lawrence	DEV-ah-row
17	MARQUIS McClain	mar-KEESE
32	MALIK Miller	muh-LEAK
18	JAYVAUGHN Myers	JAY-von
19	Nick RUFFIN	ROUGH-fin
95	DONTAVIOUS Russell	don-TAY-vee-us
43	IAN Shannon	EE-un
71	BRADEN Smith	BRAY-den
98	Prince TEGA WANOGHO	TAY-ga wah-NO-go

DEPTH CHART » for TEXAS A&M

OFFENSE			DEFENSE		
QB	13	SEAN WHITE (6-0, 200, So.)	Buck	55	CARL LAWSON (6-2, 253, Jr.)
	5	John Franklin III (6-1, 186, Jr.)		4	Jeff Holland (6-2, 250, So.)
	6	Jeremy Johnson (6-5, 234, Sr.)	DT	95	DONTAVIUS RUSSELL (6-3, 308, So.)
RB	21	KERRYON JOHNSON (6-0, 211, So.)		90	Maurice Swain Jr. (6-5, 314, Sr.) --OR--
	36	Kamryn Pettway (6-0, 240, So.)		79	Andrew Williams (6-4, 289, So.)
HB/TE	27	CHANDLER COX (6-1, 236, So.)	DT	1	MONTRAVIUS ADAMS (6-4, 309, Sr.)
	85	Jalen Harris (6-4, 259, So.)		5	Derrick Brown (6-5, 330, Fr.) --OR--
WR	80	MARCUS DAVIS (5-9, 180, Sr.) --OR--		94	Devaroe Lawrence (6-2, 303, Sr.)
	83	RYAN DAVIS (5-9, 172, So.)	DE	3	MARLON DAVIDSON (6-3, 273, Fr.)
WR	8	TONY STEVENS (6-4, 212, Sr.)		9	Byron Cowart (6-3, 276, So.) --OR--
	3	Nate Craig-Myers (6-2, 204, Fr.)		10	Paul James III (6-4, 271, Jr.)
WR	33	WILL HASTINGS (5-10, 172, So.) --OR--	MLB	57	DESHAUN DAVIS (5-11, 239, So.) --OR--
	10	STANTON TRUITT (5-9, 185, So.)		30	TRE' WILLIAMS (6-2, 240, Jr.)
WR	81	DARIUS SLAYTON (6-2, 191, RFr.)	WLB	48	MONTAVIOUS ATKINSON (6-1, 211, So.) --OR--
	11	Kyle Davis (6-2, 219, Fr.)		17	T.J. NEAL (6-0, 235, Sr.)
LT	73	AUSTIN GOLSON (6-5, 314, Jr.)	SLB	49	DARRELL WILLIAMS (6-2, 231, So.)
	78	Darius James (6-4, 320, Jr.)		51	Richard McBryde (6-1, 231, RFr.)
LG	63	ALEX KOZAN (6-4, 310, Sr.)	CB	15	JOSHUA HOLSEY (5-11, 195, Sr.)
	75	Deon Mix (6-4, 315, Jr.) --OR--		31	Javaris Davis (5-10, 182, RFr.)
	77	Marquel Harrell (6-3, 318, RFr.)	FS	14	STEPHEN ROBERTS (5-11, 183, Jr.) --OR--
C	52	XAVIER DAMPEER (6-2, 310, Sr.)		19	NICK RUFFIN (6-0, 203, Jr.)
	54	Kaleb Kim (6-4, 290, RFr.)	SS	28	TRAY MATTHEWS (6-1, 207, Jr.)
RG	71	BRADEN SMITH (6-6, 300, Jr.)		11	Markell Boston (6-0, 200, So.)
	64	Mike Horton (6-4, 331, RFr.)	CB	6	CARLTON DAVIS (6-1, 195, So.)
RT	70	ROBERT LEFF (6-6, 299, Sr.)		26	Marshall Taylor (6-3, 191, Sr.)
	76	Prince Tega Wanogho (6-8, 282, RFr.)	NICKEL	23	JOHNATHAN FORD (6-0, 204, Sr.)
				15	Joshua Holsey (5-11, 195, Sr.)

SPECIAL TEAMS

PK	38	DANIEL CARLSON (6-4, 218, Jr.)
	43	Ian Shannon (6-3, 218, RFr.)
P	91	KEVIN PHILLIPS (6-0, 185, Sr.)
	43	Ian Shannon (6-3, 218, RFr.)
H	29	TYLER STOVALL (6-1, 212, Jr.)
	5	John Franklin III (6-1, 186, Jr.)
LS	69	IKE POWELL (6-3, 264, Jr.)
	68	Zach Wade (5-10, 218, So.) -- OR --
	53	Clarke Smith (6-3, 239, Fr.)
PR	80	MARCUS DAVIS (5-9, 180, Sr.)
	83	Ryan Davis (5-9, 172, So.)
KR	23	JOHNATHAN FORD (6-0, 204, Sr.) --AND--
	21	KERRYON JOHNSON (6-0, 211, So.)
	9	Kam Martin (5-10, 177, Fr.) -- AND --
	10	Stanton Truitt (5-9, 185, So.)



LAST MEETING

Nov. 7, 2015 | College Station, Texas

AUBURN	26
#19 TEXAS A&M	10

Score By Quarters	1	2	3	4	Score
Auburn	7	7	6	6	26
#19 Texas A&M	3	0	7	0	10

SCORING PLAYS

1st	11:25	TAM	Bertolet 50-yd FG 9 plays, 29 yards
	6:42	AU	M. Davis 9-yd pass from J. Johnson 11 plays, 75 yards
2nd	13:40	AU	Robinson 1-yd run 9 plays, 80 yards
3rd	12:29	AU	Carlson 35-yd FG 7 plays, 57 yards
	7:56	AU	Carlson 30-yd FG 9 plays, 26 yards
	2:23	TAM	Noil 2-yd pass from Hubenak 14 plays, 83 yards
4th	13:39	AU	Carlson 21-yd FG 10 plays, 72 yards
	6:33	AU	Carlson 31-yd FG 10 plays, 60 yards

	AU	TAMU
First Downs	20	21
Rushes-Yds (Net)	52-311	38-166
Passing Yds (Net)	132	137
Passes Com-Att-Int	13-17-0	18-35-3
Total Offense Plays-Yds	69-443	73-303
Interception Return-Yds	3-15	0-0
Punts (Num-Avg)	3-34.7	2-41.5
Fumbles-Lost	1-0	0-0
Penalties-Yds	6-78	3-20
3rd Down Conversion	9-17	10-16
Time of Possession	33:57	26:03

RUSHING: (AU) - Robinson 27-159 (TD), Louis 6-43, Barber 13-41, R. Davis 1-28, Smith 1-24, K. Johnson 3-19; (TAMU) Carson 21-109, Murray 8-37, White 5-11, Hubenak 2-5, Kirk 2-4.

PASSING: (AU) - J. Johnson 13-17-0-132 (TD); (TAMU) Murray 13-23-3-105, Hubenak 5-12-0-32 (TD).

RECEIVING: (AU) - M. Davis 4-10 (TD), K. Johnson 3-43, Stevens 2-38, Ray 2-30, Smith 2-11; (TAMU) - Kirk 7-44, Seals-Jones 4-41, Noil 4-30 (TD), Reynolds 3-22.

SERIES HISTORY » Texas A&M

Series Record Texas A&M, 4-2
At Auburn Texas A&M, 2-0
At Texas A&M Auburn, 2-0
At Neutral Sites Texas A&M, 2-0
First meeting 1911 (Texas A&M, 16-0)
Most AU points 45 (in 2013)
Most TAMU points 63 (in 2012)
Combined points 86 (2014)
Current streak Auburn, W1

Gus Malzahn vs. Texas A&M 2-1
Kevin Sumlin vs. Auburn 2-2

THE LAST TIME VS. TEXAS A&M

Auburn 26, #19 Texas A&M 10

» COLLEGE STATION, Texas. (Nov. 7, 2013) -- Welcome back Jeremy Johnson.

The Auburn quarterback stepped in for injured Sean White in a big way, hitting his first nine passes, getting a nice assist from the Tigers' defense throughout and together they combined to beat Texas A&M 26-10 Saturday night in Kyle Field.

It was Auburn's most complete game of the season.

Johnson, who started the first three games before being replaced by White, threw a touchdown pass to give Auburn a 7-3 lead, then watched Jovon Robinson score from the 1 for a 14-3 advantage with 13:40 left in the second quarter. Texas A&M would cut it to 20-10 late in the third quarter, but that was in the midst of a Daniel Carlson field goal parade. His third, early in the fourth quarter, put Auburn on top 23-10. Another one made it 26-10 midway through the fourth.

Auburn's defense turned away two A&M scoring threats with interceptions near the goal line in the tone-setting first half. The Tigers also stopped the Aggies on a fourth-and-1 at the Auburn 23. The Aggies scored their first touchdown with 2:23 left in the third quarter. Auburn's defense turned away the Aggies again late in the game.

But Auburn was up 20-3 before then, thanks to Johnson's passing and Robinson's running in the first half, and field goals of 35 and 30 yards from Daniel Carlson in the third quarter. A&M scored on a 2-yard TD pass from Jake Hubenak to Speedy Noil late in the quarter to cut it to 20-10, but Carlson hit a 21-yard field early in the fourth to stretch the lead to 23-10.

White had started the previous five games, but the knee injury that threatened to sideline him last week against Ole Miss finally got him before the A&M game. White didn't practice the week leading up the game because of his injury.

Johnson was 9-of-9 passing for 57 yards and a touchdown early

on. Robinson had seven carries for 77 yards and a touchdown during that same span. Robinson broke the 100-yard barrier with six minutes left in the second quarter.

Taylor Bertolet put A&M up early with a 50-yard field goal with 11:25 left in first quarter. But that was before Johnson got going.

COMPARING AUBURN AND TEXAS A&M

AUBURN				TEXAS A&M			
TEAM STATISTICS	AU	OPP		TEAM STATISTICS	TAMU	OPP	
Points/Game	32.0	16.5		Points/Game	49.0	12.0	
First Downs	49	33		First Downs	58	38	
Rushing/Game	274.5	108.5		Rushing/Game	240.0	78.5	
Passing/Game	209.5	254.0		Passing/Game	317.0	258.0	
Total Offense/Game	484.0	362.5		Total Offense/Game	557.0	336.5	
Time of Possession	32:37	27:23		Time of Possession	27:30	32:30	

INDIVIDUAL LEADERS					INDIVIDUAL LEADERS				
RUSHING	Att	Net	Avg.	TD	RUSHING	Att	Net	Avg.	TD
K. Johnson	41	218	5.3	3	Ford	22	127	5.8	3
Pettway	15	152	10.1	0	Williams	20	109	5.4	0

PASSING					PASSING				
C-A-I	Pct.	LG	TD		C-A-I	Pct.	LG	TD	
White	27-44-1	61.4	43	3	Knight	43-79-2	54.4	64	4

RECEIVING					RECEIVING				
Rec.	Yds.	Avg.	TD		Rec.	Yds.	Avg.	TD	
M. Davis	7	60	8.6	0	Kirk	13	164	12.6	2
Stevens	5	91	18.2	2	Reynolds	6	131	21.8	1
Hastings	5	63	12.6	1	Seals-Jones	6	90	15.0	0

DEFENSE					DEFENSE				
U-A-TT	TFL	INT	PBU		U-A-TT	TFL	INT	PBU	
Ford	9-7-16	2.0	0	1	Harvey	10-5-15	1.5	0	1
Matthews	10-4-14	0.0	0	1	Evans	6-7-13	0.0	2	3
Ruffin	8-4-12	0.0	0	0	Washington	4-9-13	1.0	0	5

AUBURN - TEXAS A&M SERIES RESULTS

(Auburn leads, 3-0)

<u>YEAR</u>	<u>SCORE</u>	<u>SITE</u>	<u>DATE</u>
11911:	A&M, 16-0	at Dallas, Texas	Oct. 21
1985:	A&M, 36-16	at Dallas, Texas [Cotton]	Jan. 1,'86
2012:	A&M, 63-21	at Auburn	Oct. 27
2013:	AU, 45-41	at College Station	Oct. 19
2014:	A&M, 41-38	at Auburn	Nov. 8
2015:	AU, 26-10	at College Station	Nov. 7

at Auburn: A&M leads, 2-0

at College Station: Auburn leads, 2-0

at Neutral Sites: A&M leads, 2-0

at Dallas, Texas: A&M leads, 2-0

GAME-BY-GAME STATISTICS

Last 20 Meetings

<u>Date</u>	<u>Site</u>	<u>Result</u>	<u>Attend</u>	<u>Rank</u>		<u>AU</u>		<u>Rushing</u>			<u>Passing</u>			<u>Tot Off</u>		<u>TAMU</u>		<u>Rushing</u>			<u>Passing</u>			<u>TotOff</u>	
				<u>AU</u>	<u>ASU</u>	<u>FD</u>	<u>No</u>	<u>Yds</u>	<u>TD</u>	<u>C- A- I</u>	<u>Yds</u>	<u>TD</u>	<u>No</u>	<u>Yds</u>	<u>FD</u>	<u>No</u>	<u>Yds</u>	<u>TD</u>	<u>C- A- I</u>	<u>Yds</u>	<u>TD</u>	<u>No</u>	<u>Yds</u>		
1-1-86	Dallas	L	36-16	73,137	16	11	16	---	186	1	7-17-2	154	1	---	352	21	---	186	3	16-26-1	292	1	---	478	
10-27-12	Auburn	L	63-21	85,119	---	21	18	34	124	1	12-21-0	211	2	55	335	34	48	352	6	24-33-0	319	3	81	671	
10-19-13	College Station	W	45-41	87,165	24	7	27	60	379	4	11-25-0	236	2	85	615	29	40	133	1	30-42-2	469	4	82	602	
11-8-14	Auburn	L	41-38	87,451	3	---	31	59	363	4	15-21-0	219	1	80	582	22	35	176	0	19-29-1	277	4	64	453	
11-7-15	College Station	W	26-10	104,625	--	19	20	52	311	1	13-17-0	132	1	69	443	21	38	166	0	18-35-3	137	1	73	303	

CAREER STATS VS. TEXAS A&M

PASSING

Player	C-A-I	TD	Yds.	Yds/Gm
Jeremy Johnson	13-19-0	1	132	132.0

RUSHING

Player	No.	Yds.	Avg/Carry	TD
Kerryon Johnson	3	19	6.3	0
Ryan Davis	1	28	28.0	0
Jason Smith	1	24	24.0	0

RECEIVING

Player	No.	Yds.	Avg/Catch	TD
Marcus Davis	5	37	7.4	1
Kerryon Johnson	3	43	14.3	0
Tony Stevens	2	38	19	0
Jason Smith	2	11	5.5	0

PUNT RETURNS

Player	No.	Yds.	Avg/Return	TD
NONE				

KICK RETURNS

Player	No.	Yds.	Avg/Return	TD
Kerryon Johnson	1	21	21	0

DEFENSIVE

Player	UA	A	Total	Misc.
Johnathan Ford	8	9	17	---
Carl Lawson	4	3	7	1.5 TFL, 2 BrUp
Montravius Adams	3	3	6	1 QBH, 1 Sack-13yds
Tre' Williams	1	3	4	---
Jeremiah Dinson	3	0	3	---
Devaroe Lawrence	2	1	3	1 QBH
Stephen Roberts	1	2	3	1 BrUp
Carlton Davis	1	1	2	1 INT
Dashaun Davis	0	2	2	---
Dontavius Russell	0	2	2	1 QBH
Byron Cowart	0	1	1	---
T.J. Davis	1	1	2	0.5 TFL, 1 PBU
Nick Ruffin	4	3	7	---

PUNTING

Player	No.	Yds.	Avg/Punt	Long
Kevin Phillips	3	104	34.7	40

KICKING

Player	PAT	FGA-FGM	Long FG	Total Points
Daniel Carlson	2	4-4	35	14

ALABAMA (2-0, 0-0 SEC)

Sept. 3	vs. Southern Cal (ABC)	W, 52-6
Sept. 10	WESTERN KENTUCKY (ESPN2)	W, 38-10
Sept. 17	at Ole Miss* (CBS)	2:30 pm
Sept. 24	KENT ST.	TBA
Oct. 1	KENTUCKY*	TBA
Oct. 8	at Arkansas*	TBA
Oct. 15	at Tennessee*	TBA
Oct. 22	TEXAS A&M*	TBA
Nov. 5	at LSU*	TBA
Nov. 12	MISSISSIPPI ST.*	TBA
Nov. 19	CHATTANOOGA	TBA
Nov. 26	AUBURN*	TBA

ARKANSAS (2-0, 0-0 SEC)

Sept. 3	Louisiana Tech (SECN)	W, 21-20
Sept. 10	at TCU (ESPN2)	W, 41-38 (20T)
Sept. 17	Texas St. (SECN)	6:30 pm
Sept. 24	vs. Texas A&M* (Arlington)	TBA
Oct. 1	Alcorn St.	TBA
Oct. 8	ALABAMA*	TBA
Oct. 15	OLE MISS*	TBA
Oct. 22	at Auburn*	TBA
Nov. 5	FLORIDA*	TBA
Nov. 12	LSU*	TBA
Nov. 19	at Mississippi St.*	TBA
Nov. 25	at Missouri*	TBA

GEORGIA (2-0, 0-0 SEC)

Sept. 3	vs. North Carolina (ESPN)	W, 33-24
Sept. 10	NICHOLLS ST. (SECN)	W, 26-24
Sept. 17	at Missouri* (SECN)	6:30 pm
Sept. 24	at Ole Miss*	TBA
Oct. 1	TENNESSEE*	TBA
Oct. 8	at South Carolina*	TBA
Oct. 15	VANDERBILT*	TBA
Oct. 29	vs. Florida* (Jacksonville; CBS)	2:30 pm
Nov. 5	at Kentucky*	TBA
Nov. 12	AUBURN*	TBA
Nov. 19	UL-LAFAYETTE	TBA
Nov. 26	GEORGIA TECH	TBA

LSU (1-1, 0-0 SEC)

Sept. 3	vs. Wisconsin (ABC)	L, 16-14
Sept. 10	JACKSONVILLE ST. (ESPNU)	W, 34-13
Sept. 17	MISSISSIPPI ST.* (ESPN/2)	6 pm
Sept. 24	at Auburn*	TBA
Oct. 1	MISSOURI*	TBA
Oct. 8	at Florida*	TBA
Oct. 15	SOUTHERN MISS	TBA
Oct. 22	OLE MISS*	TBA
Nov. 5	ALABAMA*	TBA
Nov. 12	at Arkansas*	TBA
Nov. 19	SOUTH ALABAMA	TBA
Nov. 24	at Texas A&M* (ESPN)	6:30 pm

OLE MISS (1-1, 0-0 SEC)

Sept. 5	vs. Florida St. (ESPN)	L, 45-34
Sept. 10	WOFFORD (SECN)	W, 38-13
Sept. 17	ALABAMA* (CBS)	2:30 pm
Sept. 24	GEORGIA*	TBA
Oct. 1	MEMPHIS	TBA
Oct. 15	at Arkansas*	TBA
Oct. 22	at LSU*	TBA
Oct. 29	AUBURN*	TBA
Nov. 5	GEORGIA SOUTHERN	TBA
Nov. 12	at Texas A&M*	TBA
Nov. 19	at Vanderbilt*	TBA
Nov. 26	MISSISSIPPI ST.*	TBA

MISSISSIPPI STATE (1-1, 1-0 SEC)

Sept. 3	SOUTH ALABAMA (SECN)	L, 21-20
Sept. 10	SOUTH CAROLINA* (ESPN/2)	W, 27-14
Sept. 17	at LSU* (ESPN/2)	6 pm
Sept. 24	at UMass	TBA
Oct. 8	AUBURN*	TBA
Oct. 14	at BYU	TBA
Oct. 22	at Kentucky*	TBA
Oct. 29	Samford	TBA
Nov. 5	TEXAS A&M*	TBA
Nov. 12	at Alabama*	TBA
Nov. 19	ARKANSAS*	TBA
Nov. 26	at Ole Miss*	TBA

TEXAS A&M (2-0, 0-0 SEC)

Sept. 3	UCLA (CBS)	W, 31-24
Sept. 10	PRAIRIE VIEW A&M (SECN)	W, 67-0
Sept. 17	at Auburn* (ESPN)	6 pm
Sept. 24	vs. Arkansas* (Arlington, TX.)	TBA
Oct. 1	at South Carolina*	TBA
Oct. 8	TENNESSEE*	TBA
Oct. 22	at Alabama*	TBA
Oct. 29	NEW MEXICO ST.	TBA
Nov. 5	at Mississippi St.*	TBA
Nov. 12	OLE MISS*	TBA
Nov. 19	UTSA	TBA
Nov. 24	LSU* (ESPN)	6:30 pm

VANDERBILT (1-1, 0-1 SEC)

Sept. 1	SOUTH CAROLINA* (ESPN)	L, 13-10
Sept. 10	MIDDLE TENNESSEE (SECN)	W, 47-24
Sept. 17	at Georgia Tech (ACCN)	11:30 am
Sept. 24	at Western Kentucky (CBSN)	3:30 pm
Oct. 1	FLORIDA*	TBA
Oct. 8	at Kentucky*	TBA
Oct. 15	at Georgia*	TBA
Oct. 22	TENNESSEE ST.	TBA
Nov. 5	at Auburn*	TBA
Nov. 12	at Missouri*	TBA
Nov. 19	OLE MISS*	TBA
Nov. 26	TENNESSEE*	TBA

CLEMSON (2-0, 0-0 ACC)

Sept. 3	at Auburn (ESPN)	W, 19-13
Sept. 10	TROY (ACCN)	W, 30-24
Sept. 17	SOUTH CAROLINA ST. (FSN)	11 am
Sept. 22	at Georgia Tech* (ESPN)	6:30 pm
Oct. 1	LOUISVILLE*	TBA
Oct. 7	at Boston College* (ESPN)	6:30 pm
Oct. 15	NORTH CAROLINA ST.*	TBA
Oct. 29	at Florida State*	TBA
Nov. 5	SYRACUSE*	TBA
Nov. 12	PITT*	TBA
Nov. 19	at Wake Forest*	TBA
Nov. 26	SOUTH CAROLINA	TBA

ARKANSAS STATE (0-2, 0-0 SUN BELT)

Sept. 2	TOLEDO (ESPNU)	L, 31-10
Sept. 10	at Auburn (SECN)	L, 51-14
Sept. 17	at Utah St. (CBSSN)	8 pm
Sept. 24	CENTRAL ARKANSAS	6 pm
Oct. 5	GEORGIA SOUTHERN* (ESPN2)	7 pm
Oct. 15	SOUTH ALABAMA*	6 pm
Oct. 29	ULM*	6 pm
Nov. 3	at Georgia St.* (ESPNU)	6:30 pm
Nov. 12	NEW MEXICO ST.*	2 pm
Nov. 17	at Troy* (ESPNU)	8:30 pm
Nov. 26	at UL-Lafayette*	TBA
Dec. 3	at Texas St.*	3 pm

ULM (1-1, 0-0 SUN BELT)

Sept. 3	SOUTHERN (ESPN3)	W, 38-21
Sept. 10	at Oklahoma (FS OK)	L, 59-17
Sept. 17	at Georgia Southern (ESPN3)	5 pm
Oct. 1	at Auburn	TBA
Oct. 8	IDAHO*	6 pm
Oct. 15	TEXAS ST.*	6 pm
Oct. 22	at New Mexico (ROOT)	8 pm
Oct. 29	at Arkansas St.*	6 pm
Nov. 5	SOUTH ALABAMA*	4 pm
Nov. 12	at Georgia St.*	TBA
Nov. 19	at Appalachian St.*	TBA
Dec. 3	UL LAFAYETTE*	2 pm

ALABAMA A&M (1-1, 1-0 SWAC)

Sept. 3	at Middle Tennessee	L, 55-0
Sept. 10	at Mississippi Valley St.*	W, 35-16
Sept. 17	PRAIRIE VIEW A&M*	6 pm
Sept. 24	SOUTHERN*	6 pm
Oct. 1	at Texas Southern*	7 pm
Oct. 8	ALCORN ST.*	2 pm
Oct. 15	at Arkansas-Pine Bluff*	2:30 pm
Oct. 29	vs. Alabama St.* (ESPN3)	3 pm
Nov. 5	GRAMBLING ST.*	2 pm
Nov. 12	at Jackson St.*	2 pm
Nov. 19	at Auburn	TBA

@COACHGUSMALZAHN



GUS MALZAHN » HEAD COACH

FAST FACTS

- » Gus Malzahn has won or played for a conference title in six of his 10 seasons as a collegiate coach
- » Malzahn's teams have won their conference championships in three of the last six seasons - with Auburn in 2010 and 2013 and Arkansas State in 2012
- » Two of the four most productive offenses in SEC history were Malzahn concoctions: Auburn 2013 (7,018) and Auburn 2010 (6,989)
- » Just the third coach in SEC history to win an SEC title in his first year at a school, joining Bernie Moore at LSU in 1935 and John Vaught at Ole Miss in 1947
- » Malzahn is 23-7 at home as a collegiate head coach (5-1 in 2012 at Arkansas State; 8-0 in 2013, 6-1 in 2014, 3-4 in 2015 and 1-1 in 2016 at Auburn). He started his Auburn tenure with 13 consecutive home victories.

» After just three seasons, Malzahn is already ninth among Auburn football coaches all-time in total wins.
 The leaders (and seasons coached): **176**, Ralph "Shug" Jordan (25); **99**, Pat Dye (12) and Mike Donahue (18); **85**, Tommy Tuberville (10); **48**, Jack Meagher (9); **47**, Terry Bowden (6); **33**, Gene Chizik (4); **29**, Doug Barfield (5); **28**, Gus Malzahn (3); **22**, Chet Wynne (4)

- » In six seasons at Auburn as an assistant or head coach, Malzahn's teams have had at least one first-team all-SEC selection each season
- » In 14 seasons as a high school head coach in Arkansas, Malzahn led seven teams to the state championship game and won three titles. In July 2013, he was inducted into the Arkansas High School Sports Hall of Fame
- » Malzahn's Auburn teams scored at least 20 points in his first 23 games as head coach; his Auburn teams have scored 20 points or more in 36 of 42 games.
- » Has produced 13 1,000-yard rushers in 10 years as a college head coach/offensive coordinator, at least one each season. Malzahn has coached five 1,000-yard receivers and three 3,000-yard passers
- » His 20-7 record was the second-best start in Auburn history, only behind Terry Bowden, who started 20-1-1 in 1993-94
- » 2013 national coach of the year awards: Eddie Robinson, Bobby Bowden, Bear Bryant, Home Depot, Associated Press, Liberty Mutual, Sporting News, SB Nation, USSA Amos Alonzo Stagg
- » Author in 2003 of "The Huddle, No Huddle: An Offensive Philosophy", ranked among Amazon's 75 top-selling football books
- » Auburn has produced a rusher with 100 or more yards in 30 of 42 games under head coach Gus Malzahn

MALZAHN FILE

COACHING CAREER

Year	School	Position
2013-16	Auburn	Head Coach
2012	Arkansas State	Head Coach
2009-11	Auburn	Offensive Coordinator/QB
2007-08	Tulsa	Asst. HC/Co-Off. Coordinator
2006	Arkansas	Offensive Coordinator
2001-05	Springdale (Ark.)	Head Coach
1996-00	Shiloh Christian (Ark.)	Head Coach
1992-95	Hughes (Ark.)	Head Coach

CHAMPIONSHIPS

Year	School	Championship
2013	Auburn	SEC
2013	Auburn	SEC West
2012	Arkansas State	Sun Belt
2010	Auburn	BCS
2010	Auburn	SEC
2010	Auburn	SEC West
2008	Tulsa	CUSA West
2007	Tulsa	CUSA West
2006	Arkansas	SEC West

BOWLS COACHED IN

Year	School	Bowl
2015	Auburn	Birmingham
2015	Auburn	Outback
2014	Auburn	BCS National Championship
2011	Auburn	Chick-fil-A
2011	Auburn	BCS National Championship
2010	Auburn	Outback
2009	Tulsa	GMAC
2008	Tulsa	GMAC
2007	Arkansas	Capital One

MALZAHN'S HEAD COACHING RECORD

YEAR	SCHOOL	REC.	CONF.	NOTES
2012	Arkansas State	9-3	7-1	Sun Belt Champion
2013	Auburn	12-2	7-1	SEC Champion/BCS Champ. Game
2014	Auburn	8-5	4-4	
2015	Auburn	7-6	2-6	Birmingham Bowl Champion
2016	Auburn	1-1	0-0	
TOTAL	(5 years)	37-17 (.685)	20-12 (.625)	



JORDAN-HARE STADIUM » 87,451

Jordan-Hare Stadium is Auburn's showcase football stadium, which seats 87,451, with 70 luxury suites located between the lower level and upper deck on the east side and college football's largest videoboard - debuted in 2015 - spanning the south end.

Pat Dye Field at Jordan-Hare Stadium is the nation's 11th-largest on-campus stadium with a capacity of 87,451. It is the seventh-largest in the SEC.

The Tigers have won 78.9 percent of their games in Jordan-Hare Stadium since its 1939 dedication and hold an overall record of 305-79-7 there.

The 2014 season was the 75th anniversary of Jordan-Hare Stadium.

The stadium was dedicated Nov. 30, 1939, with 7,500 seats. Ten years later, 14,000 more seats were added, and the stadium was named Cliff Hare Stadium (after a member of Auburn's first football team and eventual dean of the School of Chemistry), although only 12 home games were played there over that 10-year span.

Additional seats were added in 1955, 1960 and 1970. The West upper deck was completed in 1980; the East upper deck and suites were finished for the 1987 season.

The facility was renamed Jordan-Hare Stadium in 1973, recognizing Hall of Fame coach Ralph "Shug" Jordan. The turf at Jordan-Hare Stadium was officially named after Pat Dye, Auburn's Hall of Fame coach and athletics director, prior to the 2005 Iron Bowl.

The Tigers posted a 99-39-4 record in 12 seasons under Dye from 1981-92, and won four SEC championships. Auburn's home games are now played at Pat Dye Field at Jordan-Hare Stadium.

On game days, Auburn's Pat Dye Field at Jordan-Hare Stadium becomes the sixth-largest city in the state of Alabama as Auburn has averaged at least 80,000 fans per game for the last 21 seasons.

Since Jordan-Hare Stadium expanded to its current capacity prior to the 2004 season, the Tigers have tallied 44 sell-out games, including the last 16 consecutively.

JHS QUICK FACTS

ATTENDANCE AVERAGE

1993	81,062
1994	81,287
1995	81,181
1996	82,468
1997	83,545
1998	81,105
1999	80,905
2000	82,435
2001	85,448
2002	82,943
2003	85,203
2004	83,085
2005	84,161
2006	85,063
2007	84,689
2008	86,915
2009	84,614
2010	86,087
2011	85,792
2012	82,646
2013	85,656
2014	87,451
2015	87,451
2016	87,138

ALL-TIME WINNING PERCENTAGE BY STADIUM

Year	Record	Winning Pct.
1. Baylor : McLane Stadium (2014)	12-2	.857
2. Marshall: Joan C. Edwards Stadium (1991)	149-26	.851
3. Georgia Southern: Paulson Stadium (1984)	187-34	.846
4. Boise State: Albertsons Stadium (1970)	249-53	.825
5. Alabama: Bryant-Denny Stadium (1929)	246-53-3	.820
6. Oklahoma: Gaylord Family-Okla. Memorial (1923)	381-84-15	.809
7. Penn State: Beaver Stadium (1960)	272-72	.791
8. Auburn: Jordan-Hare Stadium (1939)	306-80-7	.788
9. Ohio State: Ohio Stadium (1922)	425-111-20	.782
10. Tennessee: Neyland Stadium (1921)	455-123-17	.779

LARGEST ON-CAMPUS STADIUMS

1. Michigan Stadium (Michigan)	107,601
2. Beaver Stadium (Penn State)	106,572
3. Ohio Stadium (Ohio State)	104,944
4. Kyle Field (Texas A&M)	102,733
5. Neyland Stadium (Tennessee)	102,455
6. Tiger Stadium (LSU)	102,321
7. Bryant-Denny Stadium (Alabama)	101,821
8. Darrell K. Royal-Texas Memorial Stadium (Texas)	100,119
9. Sanford Stadium (Georgia)	92,746
10. Ben Hill Griffin Stadium (Florida)	88,548
11. Jordan-Hare Stadium (Auburn)	87,451
12. Memorial (Nebraska)	86,047
13. Gaylord Family Oklahoma Memorial Stadium (Oklahoma)	83,489
14. Memorial (Clemson)	81,500
15. Bobby Bowden Field at Doak Campbell Stadium (Florida State)	79,560

2016 STATISTICS

RECORD	OVERALL	HOME	AWAY	NEUTRAL
ALL GAMES	1-1-0	1-1-0	0-0-0	0-0-0
CONFERENCE	0-0-0	0-0-0	0-0-0	0-0-0
NON-CONFERENCE	1-1-0	1-1-0	0-0-0	0-0-0

DATE	OPPONENT	W/L	SCORE	ATTEND
9/3/2016	#2 Clemson	L	19-13	87,451 (c)
9/10/2016	Arkansas State	W	51-14	86,825

*SEC game

RUSHING	GP	Att	Gain	Loss	Net	Avg	TD	Long	Avg/G
Kerryon Johnson	2	41	223	5	218	5.3	3	47	109.0
Kamryn Pettway	2	15	152	0	152	10.1	0	64	76.0
John Franklin III	2	4	75	5	70	17.5	0	41	35.0
Sean White	2	14	69	11	58	4.1	0	20	29.0
Malik Miller	1	7	26	2	24	3.4	0	12	24.0
Daniel Carlson	2	1	20	0	20	20.0	1	20	10.0
Kam Martin	1	4	15	0	15	3.8	0	7	15.0
Stanton Truitt	2	4	9	2	7	1.8	0	7	3.5
Chandler Cox	2	5	7	1	6	1.2	0	3	3.0
TEAM	2	1	0	1	-1	-1.0	0	0	-0.5
Ryan Davis	2	1	0	2	-2	-2.0	0	0	-1.0
Jeremy Johnson	1	6	5	23	-18	-3.0	0	3	-18.0
Total	2	103	601	52	549	5.3	4	64	274.5
Opponents	2	79	257	40	217	2.7	3	20	108.5

PASSING	G	Effic	Cmp-Att-Int	Pct	Yds	TD	Lng	Avg/G
Sean White	2	152.63	27-44-1	61.4	384	3	43	192.0
Jeremy Johnson	1	86.53	4-6-1	66.7	38	0	18	38.0
TEAM	2	0.00	0-2-0	0.0	0	0	0	0.0
John Franklin III	2	74.80	1-1-0	100.0	-3	0	0	-1.5
Total	2	137.92	32-53-2	60.4	419	3	43	209.5
Opponents	2	128.08	38-64-1	59.4	508	1	68	254.0

RECEIVING	G	No.	Yds	Avg	TD	Long	Avg/G
Marcus Davis	2	7	60	8.6	0	21	30.0
Tony Stevens	2	5	91	18.2	2	25	45.5
Will Hastings	2	5	63	12.6	1	29	31.5
Darius Slayton	2	3	55	18.3	0	27	27.5
Stanton Truitt	2	3	20	6.7	0	9	10.0
Kyle Davis	2	2	85	42.5	0	43	42.5
Ryan Davis	2	2	17	8.5	0	15	8.5
Kerryon Johnson	2	2	4	2.0	0	7	2.0
Kam Martin	1	1	10	10.0	0	10	10.0
Nate Craig-Myers	2	1	9	9.0	0	9	4.5
Kamryn Pettway	2	1	5	5.0	0	5	2.5
Total	2	32	419	13.1	3	43	209.5
Opponents	2	38	508	13.4	1	68	254.0

TEAM STATISTICS	AUBURN	OPP
SCORING	64	33
Points Per Game	32.0	16.5
Points Off Turnovers	0	0
FIRST DOWNS	49	33
Rushing	26	11
Passing	18	18
Penalty	5	4
RUSHING YARDAGE	549	217
Yards gained rushing	601	257
Yards lost rushing	52	40
Rushing Attempts	103	79
Average Per Rush	5.3	2.7
Average Per Game	274.5	108.5
TDs Rushing	4	3
PASSING YARDAGE	419	508
Comp-Att-Int	32-53-2	38-64-1
Average Per Pass	7.9	7.9
Average Per Catch	13.1	13.4
Average Per Game	209.5	254.0
TDs Passing	3	1
TOTAL OFFENSE	968	725
Total Plays	156	143
Average Per Play	6.2	5.1
Average Per Game	484.0	362.5
KICK RETURNS: #-Yards	5-68	2-41
PUNT RETURNS: #-Yards	1-8	0-0
INT RETURNS: #-Yards	1-0	2-0
KICK RETURN AVERAGE	13.6	20.5
PUNT RETURN AVERAGE	8.0	0.0
INT RETURN AVERAGE	0.0	0.0
FUMBLES-LOST	3-2	1-1
PENALTIES-Yards	14-100	16-126
Average Per Game	50.0	63.0
PUNTS-Yards	5-222	10-411
Average Per Punt	44.4	41.1
Net punt average	44.4	36.3
KICKOFFS-Yards	13-845	8-465
Average Per Kick	65.0	58.1
Net kick average	40.7	46.5
TIME OF POSSESSION/Game	32:37	27:23
3RD-DOWN Conversions	14/32	11/33
3rd-Down Pct	44%	33%
4TH-DOWN Conversions	4/7	3/7
4th-Down Pct	57%	43%
SACKS BY-Yards	4-22	5-32
MISC YARDS	0	0
TOUCHDOWNS SCORED	7	4
FIELD GOALS-ATTEMPTS	5-5	2-3
ON-SIDE KICKS	0-0	0-0
RED-ZONE SCORES	(9-12) 75%	(5-7) 71%
RED-ZONE TOUCHDOWNS	(5-12) 42%	(4-7) 57%
PAT-ATTEMPTS	(7-7) 100%	(3-4) 75%
ATTENDANCE	174276	0
Games/Avg Per Game	2/87138	0/0
Neutral Site Games	0/0	0/0

SCORE BY QUARTERS	1st	2nd	3rd	4th	OT	Total
Auburn	14	27	10	13		64
Opponents	7	10	10	6		33

PUNT RETURNS	No.	Yds	Avg	TD	Long
Marcus Davis	1	8	8.0	0	8
Total	1	8	8.0	0	8
Opponents	0	0	0.0	0	0

2016 STATISTICS

INTERCEPTIONS.....	No.	Yds	Avg	TD	Long
Joshua Holsey.....	1	0	0.0	0	0
Total.....	1	0	0.0	0	0
Opponents.....	2	0	0.0	0	0

KICK RETURNS.....	No.	Yds	Avg	TD	Long
Johnathan Ford.....	4	55	13.8	0	21
Kerryon Johnson.....	1	13	13.0	0	13
Total.....	5	68	13.6	0	21
Opponents.....	2	41	20.5	0	25

FUMBLE RETURNS.....	No.	Yds	Avg	TD	Long
Total.....	0	0	0.0	0	0
Opponents.....	0	0	0.0	0	0

FIELD GOAL RETURNS.....	No.	Yds	Avg	TD	Long
Total.....	0	0	0.0	0	--
Opponents.....	0	0	0.0	1	0

----- PATS -----

SCORING.....	TD	FGs	Kick	Rush	Rcv	Pass	DXP	Saf	Points
Daniel Carlson.....	1	5-5	7-7	0-0	0	0-0	0	0	28
Kerryon Johnson.....	3	0-0	0-0	0-0	0	0-0	0	0	18
Tony Stevens.....	2	0-0	0-0	0-0	0	0-0	0	0	12
Will Hastings.....	1	0-0	0-0	0-0	0	0-0	0	0	6
Total.....	7	5-5	7-7	0-0	0	0-0	0	0	64
Opponents.....	4	2-3	3-4	0-0	0	0-0	0	0	33

TOTAL OFFENSE.....	G	Plays	Rush	Pass	Total	Avg/G
Sean White.....	2	58	58	384	442	221.0
Kerryon Johnson.....	2	41	218	0	218	109.0
Kamryn Pettway.....	2	15	152	0	152	76.0
John Franklin III.....	2	5	70	-3	67	33.5
Malik Miller.....	1	7	24	0	24	24.0
Jeremy Johnson.....	1	12	-18	38	20	20.0
Daniel Carlson.....	2	1	20	0	20	10.0
Kam Martin.....	1	4	15	0	15	15.0
Stanton Truitt.....	2	4	7	0	7	3.5
Chandler Cox.....	2	5	6	0	6	3.0
TEAM.....	2	3	-1	0	-1	-0.5
Ryan Davis.....	2	1	-2	0	-2	-1.0
Total.....	2	156	549	419	968	484.0
Opponents.....	2	143	217	508	725	362.5

FIELD GOALS.....	FGM-FGA	Pct	01-19	20-29	30-39	40-49	50-99	Lg	Blk
Daniel Carlson.....	5-5	100.0	1-1	0-0	2-2	1-1	1-1	53	0

FG SEQUENCE	Auburn	OPPONENTS
Clemson.....	(53),(32)	(30),(40)
Arkansas State.....	(18),(37),(42)	41

Numbers in (parentheses) indicate field goal was made.

PUNTING.....	No.	Yds	Avg	Long	TB	FC	l20	50+	Blkd
Kevin Phillips.....	5	222	44.4	68	0	4	1	1	0
Total.....	5	222	44.4	68	0	4	1	1	0
Opponents.....	10	411	41.1	59	2	3	1	2	0

KICKOFFS.....	No.	Yds	Avg	TB	OB	Retn	Net	YdLn
Daniel Carlson.....	10	650	65.0	9	0			
Ian Shannon.....	3	195	65.0	2	0			
Total.....	13	845	65.0	11	0	41	40.7	24
Opponents.....	8	465	58.1	1	2	68	46.5	18

ALL PURPOSE.....	G	Rush	Rec	PR	KOR	IR	Tot	Avg/G
Kerryon Johnson.....	2	218	4	0	13	0	235	117.5
Kamryn Pettway.....	2	152	5	0	0	0	157	78.5
Tony Stevens.....	2	0	91	0	0	0	91	45.5
Kyle Davis.....	2	0	85	0	0	0	85	42.5
John Franklin III.....	2	70	0	0	0	0	70	35.0
Marcus Davis.....	2	0	60	8	0	0	68	34.0
Will Hastings.....	2	0	63	0	0	0	63	31.5
Sean White.....	2	58	0	0	0	0	58	29.0
Johnathan Ford.....	2	0	0	0	55	0	55	27.5
Darius Slayton.....	2	0	55	0	0	0	55	27.5
Stanton Truitt.....	2	7	20	0	0	0	27	13.5
Kam Martin.....	1	15	10	0	0	0	25	25.0
Malik Miller.....	1	24	0	0	0	0	24	24.0
Daniel Carlson.....	2	20	0	0	0	0	20	10.0
Ryan Davis.....	2	-2	17	0	0	0	15	7.5
Nate Craig-Myers.....	2	0	9	0	0	0	9	4.5
Chandler Cox.....	2	6	0	0	0	0	6	3.0
TEAM.....	2	-1	0	0	0	0	-1	-0.5
Jeremy Johnson.....	1	-18	0	0	0	0	-18	-18.0
Total.....	2	549	419	8	68	0	1044	522.0
Opponents.....	2	217	508	0	41	0	766	383.0

2016 DEFENSIVE STATISTICS

DEFENSIVE LEADERS	GP	Tackles			TFL/Yds	No-Yards	Pass Def			Fumbles		Blkd Kick	Saf
		Solo	Ast	Total			Int-Yds	BrUp	QBH	Rcv-Yds	FF		
23 Johnathan Ford	2-2	9	7	16	2.0-10	.	.	1	1
28 Tray Matthews	2-2	10	4	14	.	.	.	1
30 Tre' Williams	2-0	7	5	12	1.5-4	1.0-3	.	.	1
49 Darrell Williams	2-2	6	6	12	1	.	1	.	.
19 Nick Ruffin	2-1	8	4	12	1
6 Carlton Davis	2-2	9	1	10	1.0-5	.	.	1
57 Deshaun Davis	2-2	3	5	8	0.5-1	.	.	1	2
31 Javaris Davis	2-1	5	1	6
1 Montravius Adams	2-2	4	2	6	2
55 Carl Lawson	2-2	1	3	4	1.0-8	1.0-8	.	.	3
95 Dontavious Russell	2-2	2	2	4
3 Marlon Davidson	2-2	3	1	4	1.0-7	1.0-7	.	.	1
14 Stephen Roberts	1-1	2	1	3	0.5-1
15 Joshua Holsey	2-1	3	.	3	.	.	1-0	2
48 Montavious Atkinson	2-0	2	1	3	1.5-2
79 Andrew Williams	2-0	2	1	3	0.5-4	0.5-4	.	.	1
4 Jeff Holland	2-0	2	.	2
94 Devaroe Lawrence	1-0	1	1	2	1.0-1
10 Paul James	2-0	1	.	1	.	.	.	1
22 John Broussard	2-0	.	1	1
2 Austin Dupper	1-0	1	.	1
11 Markell Boston	2-0	1	.	1
13 TJ Davis	2-0	.	1	1
9 Byron Cowart	2-0	.	1	1
5 Derrick Brown	2-0	1	1	2	0.5-4	0.5-4	.	.	.	1-0	.	.	.
90 Maurice Swain	2-0	.	1	1	1
26 Marshall Taylor	1-0	1
24 Daniel Thomas	1-0	1
Total	2-0	84	48	132	11-43	4-22	1-0	9	14	1-0	1	.	.
Opponents	2-0	100	54	154	19.0-57	5-32	2-0	6	7	2-0	2	.	.

SPECIAL TEAMS TACKLES

SPECIAL TEAMS	Tackles		
	Total	KO	Punt
Tray Matthews	1	1	0
Austin Dupper	1	1	0
Darrell Williams	1	1	0
TOTALS	3	3	0

2016 SCORING DRIVES

Plays	Yards	TOP	Qtr	Scoring Play
CLEMSON				
12	44	4:51	2	Daniel Carlson 53 yd field goal
7	35	2:57	4	Daniel Carlson 32 yd field goal
4	36	1:22	4	Kerryon Johnson 9 yd run (Carlson kick)
Total	23	115	9:10	(3 scoring drives)
Avg.	7.6	38.3	3:03	(Season: 3 scoring drives, 23 plays, 115 yds)

Plays	Yards	TOP	Qtr	Scoring Play
ARKANSAS STATE				
4	66	0:50	1	Kerryon Johnson 47 yd run (Carlson kick)
6	65	1:49	1	Kerryon Johnson 1 yd run (Carlson kick)
9	53	2:16	2	Tony Stevens 24 yd pass from White (Carlson kick)
10	72	4:26	2	Daniel Carlson 20 yd run (Carlson kick)
9	80	3:15	2	Will Hastings 29 yd pass from White (Carlson kick)
6	65	0:20	2	Daniel Carlson 18 yd field goal
6	60	3:31	2	Daniel Carlson 37 yd field goal
10	82	4:35	3	Tony Stevens 8 yd pass from White (Carlson kick)
7	51	4:05	4	Daniel Carlson 42 yd field goal
Total	67	594	25:07	(9 scoring drives)
Avg.	7.4	66.0	2:47	(Season: 12 scoring drives, 90 plays, 709 yds)

Average Scoring Drive: Plays: 7.5 • Yards: 59.1 • Time: 2:51

MISCELLANEOUS STATISTICS

Average Time of Possession (by Quarter)

	1	2	3	4	Total
AUBURN	6:44	7:05	10:43	8:03	32:36
Opponents	8:15	7:55	4:16	6:56	27:23

Third Down Conversions (by Quarter)

	1	2	3	4	OT	Total
AUBURN	5-7	4-8	3-10	2-7	0-0	14-32
Pct.	57.1%	50.0%	30.0%	28.6%	0.0%	43.8%
Opponents	4-10	1-7	1-6	5-10	0-0	11-33
Pct.	40.0%	14.3%	16.7%	50.0%	0.0%	33.3%

Third Down Conversions (by Yardage)

	Yards to go	1-3	4-6	7-9	10+	Total
AUBURN	8-11		3-7	1-3	2-11	14-32
Pct.	72.7%		42.8%	33.3%	18.2%	43.8%
Opponents	4-7		3-8	1-9	3-9	11-33
Pct.	57.1%		37.5%	11.1%	33.3%	33.3%

Red Zone

AU Scores/Times in Red Zone: 9/12 (75.0)
 AU TDs/Times in Red Zone: 5/12 (41.7)
 Scores (9): 5 TD, 4 FG
 Non-Scores (3): 0 FGA, 1 Fumbles, 1 INT, 0 Downs, 1 Half
 Opp. Scores/Times in Red Zone: 5/7 (71.4)
 Opp. TDs/Times in Red Zone: 4/7 (57.1)
 Scores (5): 4 TD, 1 FG
 Non-Scores (2): 1 Downs, 1 FGA, 0 INT, 0 Fumble, 0 Half

Turnovers

Takeaways – 2, Giveaways – 4
 Difference – (-2)
 Points Off TOs – AU 0, Opp. 0
 Points Off TOs/Game – AU 0.0, Opp. 0.0

Kickoffs

Kickoffs – 13 for 845 yards (65.0 avg.)
 Carlson–10 KO, 9 TB, 0 OB, 1 Ret / Shannon–3 KO, 2 TB, 1 OB, 1 Ret
 Touchbacks – 11
 Out of Bounds – 0
 On-side kicks – 0-for-0
 Opp. Returns – 2 for 41 yards (20.5 avg.)

2016 GAME-BY-GAME TEAM STATISTICS

Game	Score	First Downs		Rushing	Passing			Total Off.	Punts	Fum.	Penalties	3rd	Time of
		Tot	Ru-Pa-Pe	No-Yds-TD	C-A-I	Yds	TD	Pl-Yds	No-Avg	F-L	No-Yds	Downs	Poss
Clemson (#2)	19	19	7-9-3	44-151-1	19-34-1	248	1	78-399	4-41.5	1-1	6-55	6-17	30:29
at Auburn	13	17	6-8-3	41-87-1	15-30-2	175	0	71-262	5-44.4	1-1	9-60	3-17	29:31
Arkansas State	51	32	20-10-2	62-462-3	17-23-0	244	3	85-706	0-0.0	2-1	5-40	11-15	35:42
at Auburn	14	14	4-9-1	35-66-2	19-30-0	260	0	65-326	6-40.8	0-0	10-71	5-16	24:18
Texas A&M													
at Auburn													
LSU													
at Auburn													
ULM													
at Auburn													
Auburn													
at Mississippi St.													
Arkansas													
at Auburn													
Auburn													
at Ole Miss													
Vanderbilt													
at Auburn													
Auburn													
at Georgia													
Alabama A&M													
at Auburn													
Auburn													
at Alabama													

STARTING LINEUPS

OFFENSE	QB	RB	HB/WR	WR	WR	WR	LT	LG	C	RG	RT
Clemson (#2)	S. White	S. Truitt	C. Cox (HB)	M. Davis	R. Davis	D. Slayton	A. Golson	A. Kozan	X. Dampier	B. Smith	R. Leff
Arkansas State	S. White	K. Johnson	T. Stevens (WR)	M. Davis	R. Davis	D. Slayton	A. Golson	A. Kozan	X. Dampier	B. Smith	R. Leff
Texas A&M											
LSU											
ULM											
at Mississippi St.											
Arkansas											
at Ole Miss											
Vanderbilt											
at Georgia											
Alabama A&M											
at Alabama											

DEFENSE	BUCK	DT	DT	DE	MLB	SLB	WLB/Nickel	CB	CB	SAF	SAF
Clemson (#2)	C. Lawson	D. Russell	M. Adams	M. Davidson	D. Davis	D. Williams	R. Ford (NICK)	J. Davis	C. Davis	N. Ruffin	T. Matthews
Arkansas State	C. Lawson	D. Russell	M. Adams	M. Davidson	D. Davis	D. Williams	R. Ford (NICK)	J. Holsey	C. Davis	S. Roberts	T. Matthews
Texas A&M											
LSU											
ULM											
at Mississippi St.											
Arkansas											
at Ole Miss											
Vanderbilt											
at Georgia											
Alabama A&M											
at Alabama											

2016 GAME-BY-GAME INDIVIDUAL STATISTICS

Passing

C-A-Yds-Int, TD	#13 White	#6 Johnson	#5 Franklin
Clemson (#2)	10-21-140-1, 0	4-6-38-1, 0	1-1-(-3)-0, 0
Arkansas St.	17-23-244-0, 3	DNP	---
Texas A&M			
LSU			
ULM			
at Mississippi St.			
Arkansas			
at Ole Miss			
Vanderbilt			
at Georgia			
Alabama A&M			
at Alabama			

Field Goals

Made, (Missed)	#38 Carlson
Clemson (#2)	53, 32
Arkansas St.	18, 37, 42
Texas A&M	
LSU	
ULM	
at Mississippi St.	
Arkansas	
at Ole Miss	
Vanderbilt	
at Georgia	
Alabama A&M	
at Alabama	

Punting

No.-Avg, In 20	#91 Phillips
Clemson (#2)	5-44.4, 1
Arkansas St.	DNP
Texas A&M	
LSU	
ULM	
at Mississippi St.	
Arkansas	
at Ole Miss	
Vanderbilt	
at Georgia	
Alabama A&M	
at Alabama	

Rushing

No.-Yds, TD	#21 K. Johnson	#27 Cox	#10 Truitt	#36 Pettway	#9 K. Martin	#6 J. Johnson	#13 White	#5 J. Franklin	#32 M. Miller	#83 R. Davis
Clemson (#2)	23-94, 1	4-6	4-7	---	DNP	6-(-18)	4-(-2)	---	DNP	---
Arkansas St.	18-124, 2	1-0	---	15-152	4-15	DNP	10-60	4-70	7-24	1-(-2)
Texas A&M										
LSU										
ULM										
at Mississippi St.										
Arkansas										
at Ole Miss										
Vanderbilt										
at Georgia										
Alabama A&M										
at Alabama										

Receiving

No.-Yds, TD	#80 M. Davis	#33 W. Hastings	#10 S. Truitt	#83 R. Davis	#11 K. Davis	#8 T. Stevens	#21 K. Johnson	#3 N. Craig-Myers
Clemson (#2)	5-56	3-29	2-17	2-17	1-43	1-16	1-(-3)	---
Arkansas St.	2-4	2-34, 1	1-3	---	1-42	4-75, 2	1-7	1-9
Texas A&M								
LSU								
ULM								
at Mississippi St.								
Arkansas								
at Ole Miss								
Vanderbilt								
at Georgia								
Alabama A&M								
at Alabama								

No.-Yds, TD	#4 J. Smith	#12 E. Stove	#81 D. Slayton	#85 J. Harris	#9 K. Martin	#36 K. Pettway
Clemson (#2)	---	DNP	---	---	DNP	---
Arkansas St.	---	---	3-55	---	1-10	1-5
Texas A&M						
LSU						
ULM						
at Mississippi St.						
Arkansas						
at Ole Miss						
Vanderbilt						
at Georgia						
Alabama A&M						
at Alabama						

2016 GAME-BY-GAME INDIVIDUAL STATISTICS

Defensive Linemen

Solo+Ast=Total	#1 M. Adams	#3 M. Davidson	#4 J. Holland	#9 B. Cowart	#10 P. James	#55 C. Lawson	#94 D. Lawrence	#95 D. Russell
Clemson (#2)	3+2=5	1+0=1	2+0=2	0+1=1	---	0+3=3	1+1=2	2+2=4
Arkansas State	1+0=1	2+1=3	---	---	1+0=1	1+0=1	DNP	---
Texas A&M								
LSU								
ULM								
at Mississippi State								
Arkansas								
at Ole Miss								
Vanderbilt								
at Georgia								
Alabama A&M								
at Alabama								

Solo+Ast=Total	#5 D. Brown	#90 M. Swain	#79 A. Williams
Clemson (#2)	---	---	---
Arkansas State	1+1=2	0+1=1	2+1=3
Texas A&M			
LSU			
ULM			
at Mississippi State			
Arkansas			
at Ole Miss			
Vanderbilt			
at Georgia			
Alabama A&M			
at Alabama			

Linebackers

Solo+Ast=Total	#30 T. Williams	#49 D. Williams	#57 D. Davis	#48 M. Atkinson	#17 T.J. Neal	#42 T. Threatt
Clemson (#2)	4+0=4	3+3=6	2+3=5	---	---	---
Arkansas State	3+5=8	3+3=6	1+2=3	2+1=3	DNP	---
Texas A&M						
LSU						
ULM						
at Mississippi State						
Arkansas						
at Ole Miss						
Vanderbilt						
at Georgia						
Alabama A&M						
at Alabama						

Defensive Backs

Solo+Ast=Total	#6 C. Davis	#11 M. Boston	#15 J. Holsey	#19 N. Ruffin	#23 R. Ford	#28 T. Matthews	#31 J. Davis	#14 S. Roberts
Clemson (#2)	5+1=6	---	3+0=3	7+3=10	4+2=6	8+1=9	4+0=4	DNP
Arkansas State	4+0=4	1+0=1	---	1+1=2	5+5=10	2+3=5	1+1=2	2+1=3
Texas A&M								
LSU								
ULM								
at Mississippi State								
Arkansas								
at Ole Miss								
Vanderbilt								
at Georgia								
Alabama A&M								
at Alabama								

Solo+Ast=Total	#22 J. Broussard	#13 T. Davis	#26 M. Taylor	#24 D. Thomas
Clemson (#2)	---	---	DNP	DNP
Arkansas State	0+1=1	0+1=1	---	---
Texas A&M				
LSU				
ULM				
at Mississippi State				
Arkansas				
at Ole Miss				
Vanderbilt				
at Georgia				
Alabama A&M				
at Alabama				

2016 SUPERLATIVES

Auburn Team Superlatives

Rushes	62	vs Arkansas State (Sep 10, 2016)
Yards Rushing	462	vs Arkansas State (Sep 10, 2016)
Yards Per Rush	7.5	vs Arkansas State (Sep 10, 2016)
TD Rushes	3	vs Arkansas State (Sep 10, 2016)
Pass attempts	30	vs Clemson (Sep 3, 2016)
Pass completions	17	vs Arkansas State (Sep 10, 2016)
Yards Passing	244	vs Arkansas State (Sep 10, 2016)
Yards Per Pass	10.6	vs Arkansas State (Sep 10, 2016)
TD Passes	3	vs Arkansas State (Sep 10, 2016)
Total Plays	85	vs Arkansas State (Sep 10, 2016)
Total Offense	706	vs Arkansas State (Sep 10, 2016)
Yards Per Play	8.3	vs Arkansas State (Sep 10, 2016)
Points	51	vs Arkansas State (Sep 10, 2016)
Sacks By	4	vs Arkansas State (Sep 10, 2016)
First Downs	32	vs Arkansas State (Sep 10, 2016)
Penalties	9	vs Clemson (Sep 3, 2016)
Penalty Yards	60	vs Clemson (Sep 3, 2016)
Turnovers	3	vs Clemson (Sep 3, 2016)
Interceptions By	1	vs Clemson (Sep 3, 2016)
Punts	5	vs Clemson (Sep 3, 2016)
Punting Avg.	44.4	vs Clemson (Sep 3, 2016)
Long Punt	68	vs Clemson (Sep 3, 2016)
Punts inside 20	1	vs Clemson (Sep 3, 2016)
Long Punt Return	8	vs Arkansas State (Sep 10, 2016)

Auburn Individual Superlatives

Rushes	23	Kerryon Johnson vs Clemson (Sep 3, 2016)
Yards Rushing	152	Kamryn Pettway vs Arkansas State (Sep 10, 2016)
TD Rushes	2	Kerryon Johnson vs Arkansas State (Sep 10, 2016)
Long Rush	64	Kamryn Pettway vs Arkansas State (Sep 10, 2016)
Pass attempts	23	Sean White vs Arkansas State (Sep 10, 2016)
Pass completions	17	Sean White vs Arkansas State (Sep 10, 2016)
Yards Passing	244	Sean White vs Arkansas State (Sep 10, 2016)
TD Passes	3	Sean White vs Arkansas State (Sep 10, 2016)
Long Pass	43	Sean White vs Clemson (Sep 3, 2016)
Receptions	5	Marcus Davis vs Clemson (Sep 3, 2016)
Yards Receiving	75	Tony Stevens vs Arkansas State (Sep 10, 2016)
TD Receptions	2	Tony Stevens vs Arkansas State (Sep 10, 2016)
Long Reception	43	Kyle Davis vs Clemson (Sep 3, 2016)
Field Goals	3	Daniel Carlson vs Arkansas State (Sep 10, 2016)
Long Field Goal	53	Daniel Carlson vs Clemson (Sep 3, 2016)
Punts	5	Kevin Phillips vs Clemson (Sep 3, 2016)
Punting Avg.	44.4	Kevin Phillips vs Clemson (Sep 3, 2016)
Long Punt	68	Kevin Phillips vs Clemson (Sep 3, 2016)
Punts inside 20	1	Kevin Phillips vs Clemson (Sep 3, 2016)
Long Punt Return	8	Marcus Davis vs Arkansas State (Sep 10, 2016)
Long Kickoff Return	21	Johnathan Ford vs Clemson (Sep 3, 2016)
Tackles	10	Nick Ruffin vs Clemson (Sep 3, 2016)
.....		Johnathan Ford vs Arkansas State (Sep 10, 2016)
Sacks	1.0	Marlon Davidson vs Arkansas State (Sep 10, 2016)
.....		Tre' Williams vs Arkansas State (Sep 10, 2016)
.....		Carl Lawson vs Arkansas State (Sep 10, 2016)
.....		Andrew Williams vs Arkansas State (Sep 10, 2016)
Tackles For Loss	1.5	Johnathan Ford vs Clemson (Sep 3, 2016)
.....		Tre' Williams vs Arkansas State (Sep 10, 2016)
.....		Montavious Atkinson vs Arkansas State (Sep 10, 2016)
Interceptions	1	Joshua Holsey vs Clemson (Sep 3, 2016)

Opponent Team Superlatives

Rushes	44	vs Clemson (Sep 3, 2016)
Yards Rushing	151	vs Clemson (Sep 3, 2016)
Yards Per Rush	3.4	vs Clemson (Sep 3, 2016)
TD Rushes	2	vs Arkansas State (Sep 10, 2016)
Pass attempts	34	vs Clemson (Sep 3, 2016)
Pass completions	19	vs Clemson (Sep 3, 2016)
.....		vs Arkansas State (Sep 10, 2016)
Yards Passing	260	vs Arkansas State (Sep 10, 2016)
Yards Per Pass	8.7	vs Arkansas State (Sep 10, 2016)
TD Passes	1	vs Clemson (Sep 3, 2016)
Total Plays	78	vs Clemson (Sep 3, 2016)
Total Offense	399	vs Clemson (Sep 3, 2016)
Yards Per Play	5.1	vs Clemson (Sep 3, 2016)
Points	19	vs Clemson (Sep 3, 2016)
Sacks By	4	vs Clemson (Sep 3, 2016)
First Downs	19	vs Clemson (Sep 3, 2016)
Penalties	10	vs Arkansas State (Sep 10, 2016)
Penalty Yards	71	vs Arkansas State (Sep 10, 2016)
Turnovers	2	vs Clemson (Sep 3, 2016)
Interceptions By	2	vs Clemson (Sep 3, 2016)
Punts	6	vs Arkansas State (Sep 10, 2016)
Punting Avg.	41.5	vs Clemson (Sep 3, 2016)
Long Punt	59	vs Clemson (Sep 3, 2016)
Punts inside 20	1	vs Clemson (Sep 3, 2016)
Long Punt Return	0	

Opponent Individual Superlatives

Rushes	30	Gallman, vs Clemson (Sep 3, 2016)
Yards Rushing	123	Gallman, vs Clemson (Sep 3, 2016)
TD Rushes	2	Chad Voytik, vs Arkansas State (Sep 10, 2016)
Long Rush	20	Gallman, vs Clemson (Sep 3, 2016)
Pass attempts	34	Watson, vs Clemson (Sep 3, 2016)
Pass completions	19	Watson, vs Clemson (Sep 3, 2016)
Yards Passing	248	Watson, vs Clemson (Sep 3, 2016)
TD Passes	1	Watson, vs Clemson (Sep 3, 2016)
Long Pass	68	Chad Voytik, vs Arkansas State (Sep 10, 2016)
Receptions	9	M. Williams, vs Clemson (Sep 3, 2016)
Yards Receiving	174	M. Williams, vs Clemson (Sep 3, 2016)
TD Receptions	1	Renfrow, vs Clemson (Sep 3, 2016)
Long Reception	68	C. Booker, vs Arkansas State (Sep 10, 2016)
Field Goals	2	Huegel, vs Clemson (Sep 3, 2016)
Long Field Goal	40	Huegel, vs Clemson (Sep 3, 2016)
Punts	6	Damon Foncham, vs Arkansas State (Sep 10, 2016)
Punting Avg.	41.5	Teasdall, vs Clemson (Sep 3, 2016)
Long Punt	59	Teasdall, vs Clemson (Sep 3, 2016)
Punts inside 20	1	Teasdall, vs Clemson (Sep 3, 2016)
Long Punt Return	0	
Long Kickoff Return	25	C Echols-Luper, vs Arkansas State (Sep 10, 2016)
Tackles	10	Joseph, vs Clemson (Sep 3, 2016)
.....		Woodson-Luster, vs Arkansas State (Sep 10, 2016)
Sacks	1.0	Joseph, vs Clemson (Sep 3, 2016)
.....		Wilkins, vs Clemson (Sep 3, 2016)
.....		Lamar, vs Clemson (Sep 3, 2016)
.....		Lawrence, vs Clemson (Sep 3, 2016)
.....		Rolland-Jones, vs Arkansas State (Sep 10, 2016)
Tackles For Loss	3.0	Joseph, vs Clemson (Sep 3, 2016)
Interceptions	1	Boulware, vs Clemson (Sep 3, 2016)
.....		J. Johnson, vs Clemson (Sep 3, 2016)

2016 PLAYS OF 20+ YARDS

Yards	Type	Player(s)	Opponent	Qtr.
64	Rush	Kamryn Pettway	Arkansas State	2
47*	Rush	Kerryon Johnson	Arkansas State	1
43	Pass	Kyle Davis from Sean White	Clemson	4
42	Pass	Kyle Davis from Sean White	Arkansas State	1
41	Rush	John Franklin III	Arkansas State	4
29*	Pass	Will Hastings from Sean White	Arkansas State	2
27	Pass	Darius Slayton from Sean White	Arkansas State	3
25	Pass	Tony Stevens from Sean White	Arkansas State	2
24*	Pass	Tony Stevens from Sean White	Arkansas State	2
21	Pass	Marcus Davis from Sean White	Clemson	4
21	KR	Rudy Ford	Clemson	4
20	Rush	Sean White	Arkansas State	2
20	Rush	John Franklin III	Arkansas State	4
20*	Rush	Daniel Carlson	Arkansas State	2

*Touchdown scored on play

PLAY BREAKDOWN

BY PLAY

Kickoff Return	1
Pass	7
Rush	6
Interception Return	0
Punt Return	0
Fumble Return	0
Missed Field Goal Return	0

BY GAME

Clemson (#2)	3
Arkansas State	11

BY QUARTER

1st	2
2nd	6
3rd	1
4th	5

RUSHING

John Franklin III	2
Kamryn Pettway	1
Kerryon Johnson	1
Sean White	1

PASSING

Sean White	7
------------------	---

RECEIVING

Kyle Davis	2
Tony Stevens	2
Marcus Davis	1
Darius Slayton	1
Will Hastings	1

KICKOFF RETURN

Johnathan Ford	1
----------------------	---

CAREER STATS UPDATE

Most Points Kicking

Player	Seasons	FG	PAT	Pts
1. Wes Byrum	2007-10	60	183	363
2. John Vaughn	2003-06	50	162	312
3. Damon Duval	1999-02	45	125	260
4. Cody Parkey	2010-13	39	136	253
5. Daniel Carlson	2014-current	46	104	242

Field Goals Made

Player	Seasons	Pct	FGA	FGM
1. Wes Byrum	2007-10	.750	80	60
2. John Vaughn	2003-06	.725	69	50
3. Daniel Carlson	2014-current	.821	56	46

Field Goals Attempted

Player	Seasons	FGM	FGA
1. Wes Byrum	2007-10	60	80
2. Damon Duval	1999-02	45	74
3. John Vaughn	2003-06	50	69
Al Del Greco	1980-83	42	69
5. John Riley	1967-69	31	63
6. Jorge Portela	1977-79	38	62
7. Win Lyle	1987-89	45	59
8. Daniel Carlson	2014-current	46	56

Field Goal Percentage (Min. 10 Made)

Player	Seasons	FGM	FGA	Pct
1. Daniel Carlson	2014-current	46	56	.821
2. Scott Etheridge	1992-93	34	43	.791
3. Matt Hawkins	1994-95	26	33	.788
4. Win Lyle	1987-89	45	59	.763
5. Wes Byrum	2007-10	60	80	.750
6. Cody Parkey	2010-13	39	53	.736
7. Jaret Holmes	1996-97	27	37	.730
8. John Vaughn	2003-06	50	69	.725
9. Ed Dyas	1958-60	17	24	.708
10. Gardner Jett	1970-72	23	34	.676
11. Jim Von Wyl	1990-91	32	48	.667
Robert McGinty	1984	12	18	.667

PATs Made

Player	Seasons	Pct	Att	Made
1. Wes Byrum	2007-10	.984	186	183
2. John Vaughn	2003-06	.994	163	162
3. Cody Parkey	2010-13	.986	138	136
4. Damon Duval	1999-02	1.000	125	125
5. Al Del Greco	1980-83	.991	111	110
6. Daniel Carlson	2014-current	1.000	104	104

PATs Attempted

Player	Seasons	Made	Pct	Att
1. Wes Byrum	2007-10	183	.984	186
2. John Vaughn	2003-06	162	.994	163
3. Cody Parkey	2010-13	136	.986	138
4. Damon Duval	1999-02	125	1.000	125
5. Al Del Greco	1980-83	110	.991	111
6. Gardner Jett	1970-72	98	.942	104
Daniel Carlson	2014-current	104	1.000	104

PAT Percentage (Min. 30 made)

Player	Seasons	Made	Att	Pct
1. Damon Duval	1999-02	125	125	1.000
Daniel Carlson	2014-current	104	104	1.000
Scott Etheridge	1992-93	65	65	1.000
4. John Vaughn	2003-06	162	163	.994
5. Al Del Greco	1980-83	110	111	.991
6. Win Lyle	1987-89	95	96	.990
7. Cody Parkey	2010-13	136	138	.986
8. Wes Byrum	2007-10	183	186	.984
Chris Knapp	1985-86	62	63	.984
10. Neil O'Donoghue	1975-76	32	33	.970
11. Robert McGinty	1984	31	32	.969

Total Tackles (Press Box Stats Era/Since 2004)

Player	Seasons	UA	Assisted	Total
1. Daren Bates	2009-12	176	141	316
2. Neiko Thorpe	2008-11	171	107	279
3. Cassanova McKinzy	2012-15	153	110	263
4. Zac Etheridge	2007-10	153	108	261
5. Craig Stevens	2005-10	139	113	252
6. Will Herring	2002-06	147	103	250
7. Kris Frost	2012-15	131	116	247
8. Josh Bynes	2007-10	129	111	240
9. Johnathan Ford	2013-current	140	92	232

Unassisted Tackles (Press Box Stats Era/Since 2004)

Player	Seasons	Assisted	Total	UA
1. Daren Bates	2009-12	141	316	176
2. Neiko Thorpe	2008-11	107	279	172
3. Jonathon Mincy	2011-14	45	212	167
4. Cassanova McKinzy	2012-15	110	263	153
Zac Etheridge	2007-10	108	261	153
6. Will Herring	2002-06	103	250	147
7. Johnathan Ford	2013-current	92	232	140

Assisted Tackles (Press Box Stats Era/Since 2004)

Player	Seasons	UA	Total	Assisted
1. Daren Bates	2009-12	176	316	141
2. Kris Frost	2012-15	131	247	116
3. Craig Stevens	2005-10	139	252	113
4. Josh Bynes	2007-10	129	240	111
5. Cassanova McKinzy	2012-15	153	263	110
6. Zac Etheridge	2007-10	153	261	108
7. Neiko Thorpe	2008-11	172	279	107
8. Will Herring	2002-06	147	250	103
9. Travis Williams	2001-05	123	225	102
10. Junior Rosegreen	2000-04	104	199	95
11. Jake Holland	2010-13	80	174	94
12. Johnathan Ford	2013-current	140	232	92

Sept. 3, 2016 • ESPN • Jordan-Hare Stadium (87,451) • Auburn, Ala.

Sept. 10, 2016 • SECN • Jordan-Hare Stadium (87,451) • Auburn, Ala.

#2	CLEMSON	19
	AUBURN	13

ARKANSAS STATE	14
AUBURN	51

GAME 1

Gus Malzahn said his quarterback race was close all August, then showed just how close it was Saturday night. Auburn got things together in the second half, threw into the end zone on the game's two final plays, but Clemson survived for a 19-13 win. Sean White, Jeremy Johnson and John Franklin III, quarterbacks all, took snaps; and running back Kerryon Johnson and even H-back Chandler Cox stepped through the revolving quarterback door as well. They set up Daniel Carlson field goals and a late Kerryon Johnson TD run. It wasn't enough despite a comeback second half. Clemson's high-powered offense did just enough against a tough-minded Auburn defense in front of a sold out Jordan-Hare Stadium on opening night.

No. 2 Clemson came in with all the offensive fanfare, but Carlson's 32-yard field goal with 13:46 remaining cut Clemson lead to 13-6. Auburn then cut it to 19-13 with 3:22 left on a 9-yard Kerryon Johnson touchdown run.

Sean White's final two passes in the end zone were batted away in the final seconds.

A Deshaun Watson pass to Hunter Renfrow, who made a nothing-you-can-do-about-it great catch, made it 19-6 with 9:59 left. Clemson turned Auburn away on a fourth-down pass from the 8, before Johnson's touchdown run minutes later.

Auburn tried to catch Clemson off guard the whole game. Receiver Stanton Truitt got three quick carries. Sean White, Jeremy Johnson and John Franklin III all threw a pass in the first quarter. Kerryon Johnson finally hit the half with 10 rushing yards, but, as a team, Auburn had just one.

The Tigers picked it up in the second half.

Johnson hit his first three passes and led Auburn to its first score, a Carlson 53-yard field goal for a 3-0 lead. It was the sixth time that Carlson had blasted a field goal of at least 50 yards in his career, an Auburn record. Kevin Phillips also had a career-best 68-yard punt in the first half.

Auburn's defensive line held steady early and it took a fourth-down 1-yard run by Wayne Gallman to finally get Clemson a 7-3 lead with 7:34 left in the first quarter.

Auburn's defense turned away another scoring opportunity when

Derrick Brown recovered a fumble caused by Darrell Williams. But Clemson tacked on a Greg Huegel field goal with 0:07 seconds left in the first half for a 10-3 lead.

Clemson scored first in the second half on a 40-yard field goal for a 10-point lead. Auburn was still hanging around, though, despite the fact Clemson has run 49 plays for 255 yards. Auburn had run 26 plays for 38 yards.

Auburn found its offense by mixing White, Johnson and Franklin, driving to the Clemson 5 late in the third quarter. But Johnson was stopped on fourth-and-2.

SCORING SUMMARY

#2 Clemson.....	0	10	3	6	—	19
Auburn.....	0	3	0	10	—	13

AU - Carlson 53 yd field goal, 2nd, 12:58
 CU - Gallman 1 yd run (Huegel kick), 2nd, 7:34
 CU - Huegel 30 yd field goal, 2nd, 0:07
 CU - Huegel 40 yd field goal, 3rd, 10:36
 AU - Carlson 32 yd field goal, 4th, 13:46
 CU - Renfrow 16 yd pass from Watson (kick failed), 4th, 9:59
 AU - K. Johnson 9 yd run (Carlson kick), 4th, 3:22

TEAM STATISTICS

	CU	AU
First Downs	19	17
Rushes-Yards	44-151	41-87
Passing Yards	248	175
Comp.-Att-Int	19-34-1	15-30-2
Total Plays-Yards	78-399	71-262
Punts-Avg.	4-41.5	5-44.4
Fumbles/Lost	1/1	1/1
Penalties-Yards	6-55	9-60
3rd Down Conv.	6-of-17	3-of-17
Time of Possession	30:29	29:31

INDIVIDUAL STATISTICS

RUSHING: (CU) - Gallman 30-123 (TD), Watson 11-21, Choice 3-7. (AU) - K. Johnson 23-94 (TD), Truitt 4-7, Cox 4-6, White 4- -2, J. Johnson 6- -18.
PASSING: (CU) - Watson 19-34-1-248 (TD). (AU) - White 10-21-1-140, J. Johnson 4-6-1-38, Franklin III 1-1-0- -3.
RECEIVING: (CU) - Williams 9-174, Scott 3-30, Renfrow 3-37 (TD), McCloud 2-8, Gallman 1-8, Cain 1-1. (AU) M. Davis 5-56, Hastings 3-29, Truitt 2-17, R. Davis 2-17, K. Davis 1-43, Stevens 1-16, K. Johnson 1- -3.

GAME 2

Auburn's offense is alive and well and, last seen, scoring just about every way possible Saturday night in Jordan-Hare Stadium.

The Tigers blasted Arkansas State 51-14, rebounding from a season-opening loss to No. 2 Clemson when the offense couldn't find its way.

The offense certainly found its way against Arkansas State with old-school rushing, steady passing from Sean White and even a fake field goal that went for a touchdown. Auburn had 706 yards of offense, breaking the 700-yard mark for just the second time in school history.

The defense was steady when it mattered, repeating the solid performance it had in a 19-13 loss to Clemson.

Coach Gus Malzahn, who played three quarterbacks in the opener, turned to White, who directed Auburn's first eight scoring drives. White only came out when his helmet popped off, and for a few direct snaps to Johnson, before John Franklin III took over with Auburn leading by 34.

White capped off his big night when he scrambled to his right before throwing an 8-yard touchdown pass to Tony Stevens to make it 48-14.

Auburn will look to carry that momentum into its Southeastern Conference opener against Texas A&M at 6 p.m. next Saturday in Jordan-Hare.

How did Auburn do it in the first half when it streaked to a commanding 38-7 lead? With White passing, the rushing of Kerryon Johnson and Kamryn Pettway and a fake field goal that turned into touchdown run for kicker Daniel Carlson.

Pettway led Auburn with 152 yards rushing. Johnson had 124 more.

White hit 17-of-23 passes for 244 yards and three touchdowns. He ran for 60 more.

Auburn's first half set the tone with two 100-yard rushers, a one-handed highlight-reel catch by Kyle Davis – “circus catch,” said – and a Johnson 47-yard touchdown run when he started this way, but ran all the way that way to reach the end zone.

Oh, a falling-down White flipped him the ball at the last instant to send Johnson on his way.

There was also a 29-yard touchdown pass to Will Hastings and a 24-

yard touchdown pass to Tony Stevens.

Did we save the best for last? Sure we did.

Carlson, one of the best kickers in America, scored on 20-yard run when holder Tyler Stovall flipped the ball over this head to Carlson darting to right. Touchdown Auburn.

Auburn finished the first half with a whopping 452 yards. Kerryon Johnson had 103 of those rushing. Kamryn Pettway, who didn't get a carry in the opener, had 101 more.

White hit 10-of-14 passes for 173 yards and two touchdowns. Auburn converted 7-of-8 third-down tries in the half.

Auburn kept it up to start the second half, scoring on a 37-yard Carlson field goal to make it 41-3. Carlson kicked another one midway through the fourth quarter to make it 51-14.

SCORING SUMMARY

Arkansas St.....	7	0	7	0	—	14
Auburn.....	14	24	10	3	—	51

AU - K. Johnson 47 yd run (Carlson kick), 1st, 6:58
 ASU - Voytik 1 yd run (Houston kick), 1st, 4:27
 AU - K. Johnson 1 yd run (Carlson kick), 1st, 2:38
 AU - Stevens 24 yd pass from White (Carlson kick), 2nd, 14:10
 AU - Carlson 20 yd run (Carlson kick), 2nd, 7:59
 AU - Hastings 29 yd pass from White (Carlson kick), 2nd, 1:49
 AU - Carlson 18 yd field goal, 2nd, 0:00
 AU - Carlson 37 yd field goal, 3rd, 11:26
 ASU - Voytik 5 yd run (Houston kick), 3rd, 5:05
 AU - Stevens 8 yd pass from White (Carlson kick), 3rd, 0:25
 AU - Carlson 42 yd field goal, 4th, 7:12

TEAM STATISTICS

	ASU	AU
First Downs	14	32
Rushes-Yards	35-66	62-462
Passing Yards	260	244
Comp.-Att-Int	19-30-0	17-23-0
Total Plays-Yards	65-326	85-706
Punts-Avg.	6-40.8	0-0-0
Fumbles/Lost	0/0	2/1
Penalties-Yards	10-71	5-40
3rd Down Conv.	5-of-16	11-of-15
Time of Possession	24:18	35:42

INDIVIDUAL STATISTICS

RUSHING: (ASU) - Wand 16-37, Voytik 13-12 (2 TD), Moragne 3-10, Rollins-Davis 1-4, Echols-Luper 2-3. (AU) - Pettway 15-152, K. Johnson 18-124 (2 TD), Franklin III 4-70, White 10-60, Miller 7-24, Carlson 1-20, Martin 4-15, Cox 1-0, R. Davis 1- -2.
PASSING: (ASU) - Voytik 15-21-0-215, Hansen 4-9-0-45. (AU) - White 17-23-0-244 (3 TD).
RECEIVING: (ASU) - Booker 6-92, Mack 3-49, Echols-Luper 3-46, Murray 2-42, Paschal 2- -2, Wand 1-17, Moragne 1-11, McInnis 1-5. (AU) - Stevens 4-75 (2 TD), Slayton 3-55, Hastings 2-34 (TD), M. Davis 2-4, K. Davis 1-42, Martin 1-10, Craig Myers 1-9, K. Johnson 1-7, Pettway 1-5, Truitt 1-3.

LAST TIME...

An Auburn Team

Had 35 First Downs ... vs. Western Carolina, 2002 (37)

Had 30 First Downs ... vs. Arkansas State, 2016 (32)

Had 545 yards rushing ... vs. #5 Missouri [SECCG], 2013 (545)

Had 400 yards rushing ... vs. Arkansas State, 2016 (462)

Had 300 yards rushing ... vs. Arkansas State, 2016 (462)

Had 300 yards rushing in back-to-back games ... vs. Arkansas (302) and vs. San José State (358), 2014

Had 300 yards rushing in three-straight games ... vs. Western Carolina (511); at #7 Texas A&M (379); vs. FAU (422), 2013

Had 300 yards rushing in six consecutive games ... at Kentucky (311); vs. Arkansas (330); vs. LSU, (440); at Ole Miss (343); vs. Chattanooga (303); vs. Georgia (315), 2010

Had 300 yards rushing in six consecutive SEC games ... vs. South Carolina (334); at Kentucky (311); vs. Arkansas (330); vs. LSU, (440); at Ole Miss (343); vs. Georgia (315), 2010

Had 70 or more rushing attempts ... vs. #5 Missouri [SECCG], 2013 (74)

Had 60 or more rushing attempts ... vs. Arkansas State, 2016 (62)

Had 50 or more rushing attempts ... vs. Arkansas State, 2016 (62)

Had seven or more rushing TDs ... vs. #5 Missouri [SECCG], 2013 (7)

Had six or more rushing TDs ... at Arkansas, 2015 (6)

Had five or more rushing TDs ... Idaho, 2015 (5)

Had four or more rushing TDs ... Idaho, 2015 (5)

Had four or more rushing TDs in six straight games ... vs. Western Carolina (5), at #7 Texas A&M (4), vs. Florida Atlantic (4), at Arkansas (4), at Tennessee (5) & vs. #25 Georgia (4), 2013

Had 3 or more rushing TDs in seven straight games ... vs. #24 Ole Miss (3), vs. Western Carolina (5), at #7 Texas A&M (4), vs. Florida Atlantic (4), at Arkansas (4), at Tennessee (5) & vs. #25 Georgia (4), 2013

Had 3 or more rushing TDs in consecutive games ... San Jose' St. (5), at Kentucky (3), at Arkansas (6), 2015

Had 3 or more rushing TDs in three consecutive games ... San Jose' St. (5), at Kentucky (3), at Arkansas (6), 2015

Had 450 or more yards passing... at #2 Alabama, 2014 (456)

Had 400 or more yards passing... at #2 Alabama, 2014 (456)

Had 350 or more yards passing... at #2 Alabama, 2014 (456)

Had 300 or more yards passing ... #19 Ole Miss, 2015 (302)

Had 50 or more pass attempts ... vs. Mississippi State, 1997 (54)

Had 30 or more pass completions ... vs. Arkansas, 1995 (34)

Had fewer than 10 pass attempts ... at Tennessee, 2013 (7)

Had fewer than 10 pass completions ... vs. San Jose State, 2015 (6)

Had fewer than 5 pass completions ... at Tennessee, 2013 (3)

Had fewer than 10 pass attempts in consecutive games ... at Arkansas (9) & at Tennessee (7), 2013

Had fewer than 10 pass completions in consecutive games ... at Arkansas (8) & at Tennessee (3), 2013

Had five TDs passing ... vs. Ball State, 2009 (5)

Had four TDs passing ... vs. Louisiana Tech, 2014 (4)

Had three TDs passing ... at #2 Alabama, 2014 (3)

Had 10 receivers catch a pass ... vs. Arkansas State, 2016 (10)

Had 700 or more yards total offense ... vs. Arkansas State, 2016 (706)

Had 600 or more yards total offense ... vs. Arkansas State, 2016 (706)

Had 600 or more yards total offense and lost ... at #2 Alabama, 2014 (630)

Had 500 or more yards total offense ...vs. Arkansas State, 2016 (706)

Had 500 or more yards total offense in consecutive games ... vs. South Carolina, 2014 (551), at #7 Ole Miss, 2014 (507) & vs. Texas A&M (582), 2014

Had 500 or more yards total offense in three straight games ... vs. South Carolina, 2014 (551), at #7 Ole Miss, 2014 (507) & vs. Texas A&M (582), 2014

Had 1300 or more yards total offense combined in consecutive games ... vs. Western Carolina (712) & at #7 Texas A&M (615), 2013

Had 90 or more total plays... at #2 Alabama, 2014 (90)

Had 85 or more total plays ... vs. Arkansas State, 2016 (85)

Had 80 or more total plays ... vs. Arkansas State, 2016 (85)

Scored 70 or more points... vs. ULM, 2003 (73)

Scored 60 or more points ... vs. Western Carolina, 2013 (62)

Scored 50 or more points ... vs. Arkansas State, 2016 (51)

Scored 40 or more points ... vs. Arkansas State, 2016 (51)

Scored 40 or more points in three consecutive games ... vs. Western Carolina (62); at No. 7 Texas A&M (45); vs. Florida Atlantic (45), 2013

Scored 30 or more points in 11 consecutive games ... vs. Western Carolina (62); at No. 7 Texas A&M (45); vs. Florida Atlantic (45); at Arkansas (35); at Tennessee (55); vs. #25 Georgia (43); vs. #1 Alabama (34); vs. #5 Missouri (59); vs. #1

Florida State (31), 2013; vs. Arkansas (45), vs. San José State (59), 2014

Was held scoreless ... at Alabama, 2012 (0-49)

Was held scoreless at Jordan-Hare Stadium ... vs. Georgia, 2012 (0-38)

Won a game without scoring an offensive touchdown ... at Miss. State, 2008 (3-2)

Won a game without a rushing touchdown ... at #20 Kansas State, 2014

Won a game in the last 25 seconds with a TD ... vs. #1 Alabama, 2013 (CB Chris Davis returns missed field goal 100 yards [109 yds] for a touchdown)

Had 200-yard rusher and 100-yard receiver in a game ... vs. Syracuse, 2002 (Carnell Williams [202 rush] and Marcel Willis [113 receiving])

Had 150-yard rusher and 150-yard receiver in a game ... vs. Arkansas, 2014 (Cameron Artis-Payne [177 rush] and D'haquille Williams [154 receiving])

Had two 100-yard rushers and one 100-yard receiver in a game ... vs. #15 LSU, 2014 (Cameron Artis-Payne [126 rush], Nick Marshall [119 rush], Sammie Coates [144 rec])

Had 100-yard receiver and 100-yard rusher in a game ... at #7 Ole Miss, 2014 (Cameron Artis-Payne [143 rush] & D'haquille Williams [122 rec])

Had 100-yard receiver and 100-yard rusher in back-to-back games ... vs. #15 LSU (Cameron Artis-Payne [126 rush], Nick Marshall [119 rush], Sammie Coates [144 rec]) & at #3 Mississippi State, 2014 (D'haquille Williams [108 rec], Nick Marshall [100 rush])

Had two 100-yard rushers in back-to-back games ... vs. Louisiana Tech, 2014 (Cameron Artis-Payne [116] and Nick Marshall [105]) & vs. #15 LSU, 2014 (Cameron Artis-Payne [126 rush] and Nick Marshall [119 rush])

Had two 100-yard rushers in a game... vs. Arkansas State, 2016 (Kamryn Pettway [152 rush], Kerryon Johnson [124 rush])

Had a 300-yard rusher & 100-yard rusher in a game... vs. #5 Missouri [SECCG], 2013 (Tre Mason [304] and Nick Marshall [101])

Had a 200-yard rusher & 100-yard rusher in a game... vs. #5 Missouri [SECCG], 2013 (Tre Mason [304] and Nick Marshall [101])

Had two 150-yard rushers in a game... vs. Mississippi State, 2003 (Brandon Jacobs [182] and Carnell Williams [164])

Had three 100-yard rushers in a game ... vs. Maryland, 1983 (Tommie Agee [219], Lionel James [115] and Bo Jackson [105])

Had two 100-yard receivers in a game... at #2 Alabama, 2014 (Sammie Coates [206] and D'haquille Williams [121])

Had a 60-yard run and a 60-yard pass in a game ... vs. Alabama, 2009 (Terrell Zachery 67 rush, Chris Todd to Darvin Adams 72 pass)

Had three players with 2 rushing TDs... vs. ULM, 2003 (Carnell Williams [2], Brandon Jacobs [2], Tre Smith [2])

Had three players with 2 TDs... vs. Georgia, 2010 (Onterio McCalebb [3 rush], Cam Newton [2 rush], Phillip Lutzenkirchen [2 rec.])

Had two players with seven or more catches in a game ... Courtney Taylor (7) & Silas Daniels vs. Alabama, 2003 (7)

Had quarterback catch a pass from himself ... Nick Marshall vs. Mississippi State, 2013 (37 yards)

Scored a touchdown on offense, defense and special teams... vs. ULM, 2008 (2 offense [1 pass, 1 rush], 1 defense [fumble return], 1 special team [punt return])

Scored on the first offensive play ... vs. Alabama, 2003 (Carnell Williams, 80-yd run)

Scored on first offensive series ... vs. Memphis, 2015 (Daniel Carlson 20 yd field goal)

Scored 2 touchdowns in the final 32 seconds ... vs. #1 Alabama, 2013 (Sammie Coates 39 yd pass from Nick Marshall (:32), Chris Davis 100 yd missed field goal return (:00); other time at Georgia Tech, 1987 (records back to 1967)

Returned a kickoff and a punt for a TD in the same game ... at Tennessee, 2013 (kickoff: Corey Grant, 90 yards & punt: Chris Davis, 85 yards) [1st time in Auburn history]

Returned a punt for a TD ... vs. Louisiana Tech, 2014 (Quan Bray) [76 yards]

Returned a kickoff for a TD ... at Tennessee, 2013 (Corey Grant) [90 yards]

Returned a missed FG for a TD...vs. Alabama, 2013 (Chris Davis) [100 yds]

Returned opening kickoff for a TD ... vs. Tennessee-Martin, 2008 (Tristan Davis) [95 yards]

Returned 2nd half opening KO for TD ... at Tennessee, 2013 (Corey Grant) [90 yds]

Returned three Interceptions for TDs ... vs. LSU, 1994 (Ken Alvis, Fred Smith, Brian Robinson)

Returned two Interceptions for TDs ... vs. LSU, 1994 (Ken Alvis, Fred Smith, Brian Robinson)

Returned an Interception for a TD ... vs. Idaho, 2015 (Johnathan Ford) [48]

Returned two fumbles for TDs ... vs. Vanderbilt, 2002 (Spencer Johnson, Karlos Dansby)

Returned a fumble for a TD ... vs. Louisville, 2015 (Justin Garrett) [82]

Had five or more fumbles ... vs. Southern Miss (5), 2008

Did not commit a turnover ... vs. Idaho, 2015

Did not commit a turnover in three consecutive games ... San Jose' St.,

LAST TIME...

at Kentucky, at Arkansas (2015)
Did not commit a turnover in back-to-back games ... San Jose' St., at Kentucky, at Arkansas (2015)

Blocked a punt ... vs. Alabama, 2013 (Ryan Smith)
Blocked two punts ... vs. Virginia [Chick-fil-A] 2011 (Garrett Harper, Angelo Blackson)
Blocked three punts ... vs. ULM, 2003 (3 - Justin Fetsko [2], Donnay Young)
Returned a blocked punt for a TD ... vs. Florida, 2006 (Tre Smith)
Blocked a field goal ... vs. Alabama, 2013 (Nosa Eguae)
Returned a blocked field goal for a TD ... vs. Kentucky, 2009 (Neiko Thorpe) [69]
Blocked two field goals in a game ... vs. ULM, 2012 (Angelo Blackson, Corey Lemonier)
Blocked a PAT attempt ... at #2 Alabama, 2014 (Angelo Blackson)
Blocked two PAT attempts ... vs. LSU, 1998 (Charles Dorsey, 2)
Had a PAT blocked ... at Tennessee, 2013 (Cody Parkey)
Missed a PAT ... at Tennessee, 2013 (Cody Parkey, blocked)
Missed a kicking PAT ... vs. Tennessee-Chattanooga, 2010 (Wes Byrum)
Made 90 straight kicking PATs ... Daniel Carlson, 2014-16 (104)
Made 100 straight kicking PATs ... Daniel Carlson, 2014-16 (104)
Had a punt blocked ... at Mississippi State, 2009 (Clinton Durst)
Had a field goal blocked ... vs. Texas A&M, 2014 (Daniel Carlson)
Had a field goal blocked & returned for a TD ... vs. Texas A&M, 2014 (Daniel Carlson 41-yard FGA blocked by Myles Garrett & returned by Deshazor Everett 65 yards)
Had a successful on-side kick ... vs. #5 Missouri [SECCG], 2013 (Cody Parkey)
Scored a safety ... vs. Alabama A&M, 2012 (Team)
Scored on a fake field goal ... vs. Arkansas State, 2016 (Carlson 20 yd run)
Scored an offensive two-point conversion ... at Arkansas, 2015 (Melvin Ray pass from Sean White)
Scored two or more offensive two-point conversions ... vs. Florida, 2002 [2]
Scored a defensive two-pt conversion ... vs. Ole Miss, 2009 (Demond Washington)

Held an opponent scoreless ... vs. ULM, 2008 (34-0)
Held an opponent scoreless at Jordan-Hare Stadium ... vs. ULM, 2008 (34-0)
Held an opponent to five or fewer first downs ... vs. Ball State, 2001 (5)
Held an opponent to 10 or fewer first downs ... vs. Florida Atlantic, 2013 (10)
Intercepted five or more passes ... vs. Northwestern [Outback], 2009 (5)
Intercepted four or more passes ... vs. Northwestern [Outback], 2009 (5)
Intercepted three or more passes in consecutive games ... at #2 Alabama, 2014 (3) & vs. #17 Wisconsin in Outback Bowl, 2015 (3)
Intercepted three or more passes ... at #25 Texas A&M, 2015 (3)
Allowed opponent 600 yards total offense and Auburn still won ... at #7 Texas A&M, 2013 (602)
Held an opponent to 300 or less yards total offense ... vs. Memphis, 2015 (205)
Held an opponent to 200 or less yards total offense ... vs. Western Carolina, 2013 (173)
Held an opponent to 150 or less yards total offense ... at Mississippi State, 2008 (116)
Held an opponent to 100 or less yards total offense ... vs. Ball State, 2001 (92)
Held an opponent to 100 or less yards rushing ... vs. Arkansas State, 2016 (66)
Held an opponent to 50 or less yards rushing ... at #20 Kansas State, 2014 (40)
Held an opponent to negative yards rushing ... vs. Florida, 2001 (-36)
Held an opponent to 100 or less yards passing ... Georgia, 2015 (97)
Held an opponent to no third down conversions ... vs. #15 LSU, 2014 (0-of-13)
Held an opponent without an offensive touchdown ... vs. Memphis, 2015
Held an opponent without a touchdown ... vs. Western Carolina, 2013

Had 10 or more penalties ... vs. Idaho, 2015 (11)
Had 1 or fewer penalty ... vs. San Jose State, 2015 (1)
Had 100 or more penalty yards ... vs. Idaho, 2015 (107)
Had 5 or fewer penalty yards ... at Tennessee, 2013 (5)
Had 35 minutes time of possession... vs. Arkansas State, 2016 (35:42)
Was involved in a game that ended in a tie ... vs. Georgia, 1994 (23-23)
Was involved in an overtime game ... at Arkansas (4 OT), 2015 (54-46 loss)
Was involved in two overtime games in a single season ... vs. Jackson ville St. (27-20 win), at Arkansas (4 OT, 54-46 loss), 2015

An Auburn Player

Rushed 40 times in a game ... Tre Mason (46) vs. #5 Missouri [SECCG], 2013
Rushed 35 times in a game ... Peyton Barber (37) at Arkansas, 2015
Rushed 30 times in a game ... Peyton Barber (37), at Arkansas, 2015
Rushed for 300 yards in a game ... Tre Mason (304) vs. #5 Missouri [SECCG], 2013
Rushed for 200 yards in a game ... Cameron Artis-Payne (221) vs. Texas A&M, 2014
Rushed for 150 yards in a game ... Kamryn Pettway (152) vs. Arkansas State, 2016
Rushed for 100 yards in a game ... Kamryn Pettway (152) & Kerryon Johnson (124) vs. Arkansas State, 2016
Quarterback rushed for 200 yards in a game ... Nick Marshall (214) at Tennessee, 2013
Quarterback rushed for 100 yards in a game ... Nick Marshall (100) at #3 Mississippi

State, 2014
Quarterback rushed for 100 yards in back-to-back SEC games ... Nick Marshall vs. #15 LSU (119) and at #3 Mississippi State (100), 2014
Quarterback rushed for 100 yards in 3 games during a season ... Nick Marshall vs. Louisiana Tech (105), #15 LSU (119) and at #3 Mississippi State (100), 201
Rushed for 100 yards in six consecutive games ... Tre Mason at Arkansas (168), at Tennessee (117), vs. #25 Georgia (115), vs. #1 Alabama (164), vs. #5 Missouri [SECCG] (304), vs. #1 Florida State [BCSNC] (195), 2013
Rushed for 100 yards in three consecutive games ... Cameron Artis-Payne vs. South Carolina (167), at #7 Ole Miss (143) & vs. Texas A&M (221), 2014
Rushed for 100 yards in consecutive games ... Peyton Barber vs. Mississippi St. (137), San Jose' St. (147), 2015
Rushed for 100 yards in four consecutive games vs. ranked opponents ... Tre Mason vs. #25 Georgia (115), vs. #1 Alabama (164), vs. #5 Missouri [SECCG] (304), vs. #1 Florida State [BCSNC], 2013
Rushed for 100 yards in three consecutive games vs. ranked opponents ... Tre Mason vs. #25 Georgia (115), vs. #1 Alabama (164), vs. #5 Missouri [SECCG] (304), vs. #1 Florida State [BCSNC], 2013
Rushed for 100 yards in consecutive games vs. ranked opponents ... Nick Marshall vs. #15 LSU (119) and at #3 Mississippi State (100), 2014
Rushed for 150 yards in three consecutive games ... Tre Mason vs. #1 Alabama (164), vs. #5 Missouri [SECCG] (304), vs. #1 Florida State [BCSNC] (195), 2013
Rushed for 100 yards in consecutive games ... Tre Mason vs. #1 Alabama (164), vs. #5 Missouri [SECCG] (304), vs. #1 Florida State [BCSNC] (195), 2013
Rushed for 6 or more TDs in a game ... Carnell Williams vs. Mississippi St., 2003 (6)
Rushed for 5 or more TDs in a game ... Peyton Barber vs. San Jose' St., 2015 (5)
Rushed for 4 or more TDs in a game ... Peyton Barber at Arkansas, 2015 (4)
Rushed for 3 or more TDs in a game ... Peyton Barber at Arkansas, 2015 (4)
Rushed for 2 or more TDs in a game ... Kerryon Johnson vs. Arkansas State, 2016 (2)
2 Players Rushed for 2 or more TDs in a game ... Nick Marshall (2) & Cameron Artis-Payne (2) vs. Texas A&M, 2014
Rushed for 3 TDs or more in consecutive games ... Tre Mason at Arkansas (4) & at Tennessee (3), 2013
QB Rushed for 2 or more TDs in a game ... Jeremy Johnson vs. Idaho, 2015
QB Rushed for 2 or more TDs in back-to-back SEC games ... Nick Marshall vs. South Carolina (3), at #7 Ole Miss (2) & vs. Texas A&M (2), 2014
QB Rushed for 2 or more TDs in 3 straight SEC games ... Nick Marshall vs. South Carolina (3), at #7 Ole Miss (2) & vs. Texas A&M (2), 2014
Rushed for 2 or more TDs in four consecutive games ... Carnell Williams vs. Western Carolina (2), vs. Vanderbilt (2), at Mississippi State (2), vs. Syracuse (2), 2002
Rushed for 2 or more TDs in three consecutive games ... Nick Marshall vs. South Carolina (3), at #7 Ole Miss (2) & vs. Texas A&M (2), 2014
Rushed for a TD in 10 consecutive games ... Tre Mason at #6 LSU (2); vs. #24 Ole Miss (1); vs. WCU (2); at #7 Texas A&M (1); vs. Florida Atlantic (1); at Arkansas (4); at Tennessee (3); vs. #25 Georgia (1); vs. #1 Alabama (1); vs. #5 Missouri [SECCG] (4); vs. #1 Florida State (1), 2013
Rushed for a TD in 10 consecutive games ... Tre Mason at #6 LSU (2); vs. #24 Ole Miss (1); vs. WCU (2); at #7 Texas A&M (1); vs. Florida Atlantic (1); at Arkansas (4); at Tennessee (3); vs. #25 Georgia (1); vs. #1 Alabama (1); vs. #5 Missouri [SECCG] (4); vs. #1 Florida State (1), 2013
Rushed for a combined 11 TDs in 3 straight games ... Peyton Barber vs. San Jose' St. (5), at Kentucky (2), at Arkansas (4), 2015
Rushed for a combined 9 TDs in 3 straight games ... Cam Newton at Kentucky (4), vs. #12 Arkansas (3) and vs. #6 LSU (2), 2010
Rushed for a combined 8 TDs in 3 straight games ... Tre Mason at Arkansas (4), at Tennessee (3) and vs. #25 Georgia (1), 2013
Rushed for a combined 7 TDs in 3 straight games ... Nick Marshall vs. South Carolina (3), at #7 Ole Miss (2) & vs. Texas A&M (2), 2014
Rushed for a TD on his first career rush ... Jason Smith at Arkansas, 2015 (9 yds)

Passed for 450 yards in a game ... Nick Marshall at #2 Alabama, 2014 (456)
Passed for 400 yards in a game ... Nick Marshall at #2 Alabama, 2014 (456)
Passed for 300 yards in a game ... Nick Marshall at #2 Alabama, 2014 (456)
Attempted 50 passes in a game ... Dameyune Craig vs. Mississippi State, 1997 (54)
Attempted 40 passes in a game ... Nick Marshall at #2 Alabama, 2014 (43)
Threw five TDs in a game ... Chris Todd vs. Ball State, 2009 (5)
Threw four TDs in a game ... Jeremy Johnson vs. Western Carolina, 2013 (4)
Threw three TDs in a game ... Sean White vs. Arkansas State, 2016 (3)
Threw four TDs or more in consecutive games ... Chris Todd vs. West Virginia (4), vs. Ball State (5), 2009
Threw two TDs or more in five consecutive games ... Cam Newton at Ole Miss (2), vs. Chattanooga (4), vs. Georgia (2), at Alabama (3), vs. South Carolina (4), 2010
Threw a TD pass on Auburn's 1st pass of an SEC Championship Game ... Nick Marshall vs. #5 Missouri (38-yard TD pass to Sammie Coates in 1st qtr.), 2013

Had 500 yards total offense in a game ... Nick Marshall at #2 Alabama, 2014 (505)
Had 400 yards total offense in a game ... Nick Marshall at #2 Alabama, 2014 (505)

LAST TIME...

Had 300 yards total offense in a game ... Sean White vs. Arkansas State, 2016 (304)
Accounted for four or more TDs in a game ... Jeremy Johnson vs. Idaho, 2015 (2 rush, 2 pass)
Freshman Accounted for four or more TDs in a game ... Jeremy Johnson vs. Western Carolina, 2013 (4)

Two Players Accounted for three or more TDs in a game ... Tre Mason (3 rush) & Nick Marshall (2 rush, 1 pass) at Tennessee, 2013

Accounted for three or more TDs in a game ... Sean White vs. Arkansas State, 2016 (3 pass)
Accounted for three TDs in consecutive games ... Nick Marshall vs. South Carolina, 2014 (3 rush, 1 pass), at #7 Ole Miss (2 pass, 2 rush) & vs. Texas A&M (2 rush, 1 pass), 2014

Accounted for three TDs in three consecutive games ... Nick Marshall vs. South Carolina, 2014 (3 rush, 1 pass), at #7 Ole Miss (2 pass, 2 rush) & vs. Texas A&M (2 rush, 1 pass), 2014

Accounted for three TDs in four consecutive games ... Cam Newton vs. Chattanooga (5), vs. Georgia (4), at Alabama (4), vs. South Carolina (6), 2010

Caught 15 passes in a game... Willie Gosha vs. Arkansas, 1995 (17)

Caught 12 or more passes in a game ... Darwin Adams vs. Northwestern [Outback], 2009 (12)

Caught 10 or more passes in a game ... Ricardo Louis vs. Jacksonville St., 2015 (10)

Caught seven or more passes in a game ... Marcus Davis vs. Georgia, 2015 (8)

Had 200 or more yards receiving in a game ... Sammie Coates at #2 Alabama, 2014 (206)

Had 150 or more yards receiving in a game ... Ricardo Louis at Kentucky, 2015 (154)

Had 100 yards receiving in three consecutive games ... Sammie Coates at No. 7 Texas A&M (104), vs. Florida Atlantic, 2013 & at Arkansas (102), 2013

Had 100 yards receiving in consecutive games ... Sammie Coates at No. 7 Texas A&M (104) & vs. Florida Atlantic, 2013 (113)

Had 100 or more yards receiving in a game ... Ricardo Louis vs. #19 Ole Miss, 2015 (137)

Caught four or more TD passes in a game ... Alexander Wright vs. Pacific, 1989 (4)

Caught three or more TD passes in a game ... Darwin Adams vs. Furman, 2009 (3)

Caught two or more TD passes in a game ... Tony Stevens vs. Arkansas State, 2016 (2)

Caught a TD pass in consecutive games ... Jason Smith vs. #2 Alabama and vs. Memphis, 2015

Caught a TD pass in three consecutive games ... Sammie Coates at #7 Texas A&M, vs. Florida Atlantic and at Arkansas, 2013

Caught a TD pass in six consecutive games ... Emory Blake vs. South Carolina [SECCG], vs. Oregon [BCSNCG], vs. Utah State, vs. Mississippi State, at Clemson, vs. Florida Atlantic, 2010/11

Caught a TD pass in seven consecutive games ... Emory Blake at Alabama; vs. South Carolina [SECCG], vs. Oregon [BCSNCG], vs. Utah State, vs. Mississippi State, at Clemson, vs. Florida Atlantic, 2010/11

Caught 1 TD pass & had a rushing TD in the same game... Ricardo Louis (33 yd catch/2 yd rush) vs. Louisville, 2015

Receiver caught 1 TD pass & had a rushing TD in the same game... Ricardo Louis (33 yd catch/2 yd rush) vs. Louisville, 2015

Running back caught 1 TD pass & had a rushing TD in the same game... Tre Mason (12 yd catch/37 yd rush) vs. FSU [BCSNCG], 2014

Caught 1 TD pass & had a punt return for a TD in the same game ... Quan Bray (2 TD receptions [44 & 37]) & a 76-yard punt return for a TD, vs. Louisiana Tech, 2014

Caught a TD pass on his first career catch ... Marcus Davis vs. Arkansas State, 2013 (18 yds)

Quarterback caught a TD pass ... Kiehl Frazier from Quan Bray vs. ULM, 2012

Quarterback caught a pass from himself ... Nick Marshall vs. Mississippi State, 2013

Running back caught two or more TD passes in a game ... Mario Fannin vs. Arkansas St., 2010 (2)

Running back caught a TD pass in consecutive games ... Mario Fannin vs. West Virginia, Ball State, 2009

Tight end caught two or more TD passes in a game ... Philip Lutzenkirchen vs. Ole Miss, 2011 (2)

Tight end caught a TD pass in consecutive games ... CJ Uzomah vs. LA Tech, vs. LSU, 2014

Scored 18 or more points kicking ... Daniel Carlson at #2 Alabama, 2014 (18)

Scored 15 or more points kicking ... Daniel Carlson vs. Arkansas State, 2016 (15)

Kicked five or more field goals in a game ... Daniel Carlson at #2 Alabama, 2014 (18)

Kicked four or more field goals in a game ... Daniel Carlson at #25 Texas A&M, 2015 (4)

Had 150 kickoff return yards in a game ... Tre Mason vs. Utah State, 2011 (176)

Had 100 punt return yards in a game ... Chris Davis at Tennessee, 2013 (127)

Scored four or more TDs ... Peyton Barber at Arkansas, 2015 (4)

Scored three or more TDs ... Peyton Barber at Arkansas, 2015 (4)

Scored a rushing and receiving TD in a game ... Tre Mason vs. #1 Florida State [BCSNC], 2014 (1 rushing, 1 receiving)

Had an 80-yard run ... Tre Mason vs. Alabama A&M, 2012 (86)

Had a 70-yard run ... Ricardo Louis vs. South Carolina, 2014 (75)

Had a 60-yard run ... Kamryn Pettway vs. Arkansas State, 2016 (64)

Completed an 80-yard pass ... Nick Marshall to Sammie Coates at Arkansas, 2013 (88)

Completed a 70-yard pass ... Jeremy Johnson to Jason Smith vs. #2 Alabama, 2015 (77)

Completed a 60-yard pass ... Jeremy Johnson to Jason Smith vs. #2 Alabama, 2015 (77)

Kicked a field goal of 50 or more yards ... Daniel Carlson vs. #2 Clemson, 2016 (53)

Kicked a field goal of 50 or more yards in consecutive games ... Daniel Carlson, 2015; vs. Wisconsin [Outback Bowl] (51), vs. Louisville (56)

Kicked two field goals of 50+ yards in a game ... Win Lyle vs. Tennessee, 1987 (55, 52)

Had a 70-yard punt ... Kody Bliss vs. Tulane, 2006 (71)

Had a 60-yard punt ... Kevin Phillips vs. #2 Clemson, 2016 (68)

Had four punts of 50+ yards in a game ... Kevin Phillips at #13 LSU, 2015 (56, 50, 51, 52)

Had three punts of 50+ yards in a game ... Kevin Phillips at #13 LSU, 2015 (56, 50, 51, 52)

Had two punts of 50+ yards in a game ... Kevin Phillips vs. #19 Ole Miss, 2015 (51, 53)

Had four or more punts inside the 20 in a game ... S. Clark vs. FSU [BCSNCG], 2013 (5)

Blocked a field goal in a game ... Blake Countess vs. Memphis, 2015

Blocked two field goals in a game ... Alton Moore at Georgia, 2001

Blocked a PAT attempt ... Angelo Blackson at #2 Alabama, 2014

Blocked two PAT attempts ... Charles Dorsey vs. LSU, 1998 (2)

Made 50 straight PAT attempts ... Daniel Carlson, 2014-16 (104)

Blocked a punt in a game... Ryan Smith vs. Alabama, 2013

Blocked two punts in a game... Justin Fetsko vs. ULM, 2003 (2)

Had 15 or more tackles in a game... Daren Bates at Ole Miss, 2012 (16)

Intercepted three or more passes in a game ... Junior Rosegreen at Tennessee, 2004 (4)

Intercepted two or more passes in a game ... Jermaine Whitehead vs. #17 Wisconsin [Outback Bowl], 2015 (2)

Intercepted a pass in consecutive games ... Blake Countess vs. #19 Ole Miss (1) & at #25 Texas A&M (1), 2015

Intercepted two or more passes in consecutive games ... Jonathan Jones at #13 Mississippi State (2) & vs. South Carolina (2), 2014

Intercepted a pass in three consecutive games ... Jerraud Powers, vs. Tennessee Tech, at Georgia; vs. Alabama, 2007

Recovered two fumbles in a game ... Eltoro Freeman at Georgia, 2011 (2)

Forced two fumbles in a game ... Corey Lemonier at Georgia, 2011 (2)

Forced and recovered a fumble ... Cassanova McKinzy at Vanderbilt, 2012

Intercepted a pass and had a fumble recovery in a game ... Montravious Adams vs. LA Tech, 2014

Had a player play on both offense and defense in the same game ... D'haquille Williams vs. South Carolina, 2014

An Auburn Opponent

Scored 60 or more points ... Texas A&M, 2012 (63)

Scored 55 or more points ... at Arkansas (4 OT), 2015 (54)

Scored 40 or more points ... at Arkansas (4 OT), 2015 (54)

Had 400 or more yards rushing ... at #13 LSU, 2015 (411)

Had 350 or more yards rushing ... at #13 LSU, 2015 (411)

Had 300 or more yards rushing ... at #13 LSU, 2015 (411)

Had 250 or more yards rushing ... #2 Alabama, 2015 (286)

Had 50 or more rushing attempts ... #2 Alabama, 2015 (50)

Had five or more rushing TDs ... at #13 LSU, 2015 (5)

Had 500 yards passing ... Northwestern [Outback], 2009 (532)

Had 400 yards passing ... #19 Ole Miss, 2015 (402)

Had 350 yards passing ... Idaho, 2015 (356)

Had 300 yards passing ... Idaho, 2015 (356)

Had 60 or more pass attempts ... Washington State, 2013 (65)

Had 50 or more pass attempts ... #19 Ole Miss, 2015 (52)

Had 40 or more pass attempts ... Idaho, 2015 (48)

Had 30 or more pass completions ... #19 Ole Miss, 2015 (34)

Had 25 or more pass completions ... Idaho, 2015 (29)

Had five or more TDs passing ... South Carolina, 2014 (5)

Had four or more TDs passing ... at #2 Alabama, 2014 (4)

Had three or more TDs passing ... at Arkansas, 2015 (3)

Had five passes intercepted ... Northwestern [Outback], 2009 (5)

Had four passes intercepted ... Northwestern [Outback], 2009 (5)

Had 600 yards total offense ... at #7 Texas A&M, 2013 (602)

Had 500 yards total offense ... #19 Ole Miss, 2015 (558)

LAST TIME...

Had 400 yards total offense ... #2 Alabama, 2015 (465)
 Had five or more fumbles ... at #13 Mississippi State, 2014 (5)
 Lost four or more fumbles ... Mississippi State, 2002 (4)
 Had four or more turnovers ... ULM, 2010 (3 fum/1 int)
 Returned a punt for a TD ... Georgia, 2015 (Isaiah McKenzie, 53)
 Returned a kickoff for a TD ... vs. #1 Florida State [BCSNC], 2013 (Kermit Whitfield, 100)
 Returned an interception for a TD ... Memphis, 2015 (Reggis Ball, 53)
 Returned a fumble for a TD ... vs. #5 Missouri [SECCG], 2013 (E.J. Gaines, 11)
 Returned a blocked punt for a TD ... Mississippi State, 2009 (Robert Elliott, 10)

Returned a blocked field goal for a TD ... Texas A&M, 2014 (Myles Garrett blocked Daniel Carlson's 41-yd FGA & Deshazor Everett returned it 65 yards)
 Blocked an Auburn punt ... Mississippi State, 2009
 Blocked an Auburn field goal ... Texas A&M, 2014 (Myles Garrett blocked, Deshazor Everett returned 65 yards for a TD)
 Blocked an Auburn PAT ... at Tennessee, 2013 (Daniel McCullers)
 Had a successful on-side kick ... South Carolina, 2014 (Landon Ard kick, Skai Moore recovery)

Held Auburn to 300 yards total offense ... #2 Clemson, 2016 (262)

Held Auburn to 200 yards total offense ... Alabama, 2012 (163)
 Held Auburn to 150 yards total offense ... Alabama, 2011 (140)

Held Auburn below 100 yards rushing ... #2 Clemson, 2016 (87)

Held Auburn below 50 yards rushing ... Arkansas, 2012 (40)
 Held Auburn to negative yards rushing ... Tennessee, 1997 (-15)
 Held Auburn below 100 yds. passing ... Georgia, 2015 (62) (15-27 att)
 Held Auburn to 10 or fewer first downs ... Alabama, 2012 (7)

Had 10 or more penalties ... Arkansas State, 2016 (10)

Had 0 penalties ... at #20 Kansas State, 2014 (0)
 Had 100 or more yards in penalties ... Arkansas, 2007 (100)
 Had no third down conversions ... #15 LSU, 2014 (0-13)
 Had three 100-yard receivers in a game ... at #7 Ole Miss, 2014 (Evan Engram, 123; Vince Sanders, 105; Laquon Treadwell, 103)
 Had two 100-yard receivers in a game ... Idaho, 2015 (Callen Hightower 161; Trent Cowan, 118)

Had a 200-yard rusher in a game ... #2 Alabama, 2015 (Derrick Henry, 271)
 Had a 200-yard receiver in a game ... at #2 Alabama, 2014 (Amari Cooper, 224)

Had a 100-yard rusher and a 100-yard receiver ... #2 Clemson, 2016 (Wayne Gallman, 123 rush; Mike Williams, 174 rec.)

Had a 100-yard rusher and two 100-yard receivers ... Tulane, 2006 (Matt Forte, 117 rush; Preston Brown, 139 rec.; Damarcus Davis, 126 rec.)

Did not have a turnover ... Arkansas State, 2016

Scored a safety ... LSU, 2012
 Scored a two-point conversion ... at #Arkansas, 2015 (Jeremy Sprinkle pass from Brandon Allen & Kody Walker pass from Brandon Allen)
 Had 40 minutes time of possession ... Georgia, 2011 (40:55)

An Opposing Player

Rushed for 200 yards in a game ... Derrick Henry, #2 Alabama, 2015 (271)
 Rushed for 150 yards in a game ... Derrick Henry, #2 Alabama, 2015 (271)
 Had two players rush for 100 yards in a game ... Melvin Gordon (251) & Corey Clement (105), #17 Wisconsin [Outback Bowl], 2015 (251)

Rushed for 100 yards in a game ... Wayne Gallman, #2 Clemson, 2016 (123)

Quarterback rushed for 100 yards in a game ... Lamar Jackson, vs. Louisville, 2015 (106)

Passed for 500 yards in a game ... Mike Kafka, Northwestern [Outback], 2009 (532)

Passed for 400 yards in a game ... Dylan Thompson, South Carolina, 2014 (402)
 Passed for 350 yards in a game ... Chad Kelly, #19 Ole Miss, 2015 (381)
 Passed for 300 yards in a game ... Chad Kelly, #19 Ole Miss, 2015 (381)
 Attempted 70 passes in a game ... Mike Kafka, Northwestern [Outback], 2009 (78)

Attempted 60 passes in a game ... Connor Halliday, Washington State, 2013 (65)
 Attempted 50 passes in a game ... Chad Kelly, #19 Ole Miss, 2015 (51)
 Attempted 40 passes in a game ... Chad Kelly, #19 Ole Miss, 2015 (51)
 Completed 40 passes in a game ... Mike Kafka, Northwestern [Outback], 2009 (47)

Completed 30 passes in a game ... Chad Kelly, #19 Ole Miss, 2015 (33)
 Threw five or more TD passes in a game ... Dylan Thompson, South Carolina, 2014 (5)

Threw four or more TD passes in a game ... Blake Sims, at #2 Alabama, 2014 (4)
 Threw three or more TD passes in a game ... Brandon Allen, at Arkansas, 2015 (3)

Had 500 yards total offense ... Johnny Manziel, at #7 Texas A&M, 2013 (502)
 Had 400 yards total offense ... Chad Kelly, #19 Ole Miss, 2014 (402)
 Had 350 yards total offense ... Chad Kelly, #19 Ole Miss, 2015 (402)
 Accounted for 5 or more TDs ... Blake Sims, at #2 Alabama, 2014 (5)
 Accounted for 5 or more TDs in back-to-back seasons ... Johnny Manziel, #22 Texas A&M, 2012 (5), and at #7 Texas A&M, 2013 (5)

Threw, Ran and Caught a TD in a game ... Bo Wallace, Ole Miss, 2012 (2 rush, 1 pass, 1 rec.)

Caught 14 or more passes ... Josh Barge, Jacksonville St., 2015 (14)
 Three or more players caught seven or more passes ... Laquon Treadwell (10), Evan Engram (8), Vince Sanders (7), at #7 Ole Miss, 2014
 Had 200 yards receiving ... Amari Cooper (224), at #2 Alabama, 2014
Had 100 yards receiving ... Mike Williams (174), #2 Clemson, 2016
 Caught four or more TD passes ... Mike Evans, at #7 Texas A&M, 2013 (4)
 Caught three or more TD passes ... Amari Cooper, at #2 Alabama, 2014 (3)
 Caught two or more TD passes ... Drew Morgan, at Arkansas, 2015 (2)

Scored four TDs ... James Franklin, at #5 Missouri [SECCG], 2013 (3 pass, 1 rush)
 Scored three TDs ... Leonard Fournette, at #13 LSU, 2015 (3 rush)

Had a 90-yard run ... Joe Adams, Arkansas, 2011 (92 [TD])
 Had an 80-yard run ... Jeff Scott, Ole Miss, 2010 (83) [TD]
 Had a 70-yard run ... Leonard Fournette, at #13 LSU, 2015 (71)
 Had a 60-yard run ... Boom Williams, at Kentucky, 2015 (60)
 Completed a 99-yard pass ... AJ McCarron to Amari Cooper, #1 Alabama, 2013 (99)
 Completed an 80-yard pass ... AJ McCarron to Amari Cooper, #1 Alabama, 2013 (99)
 Completed a 70-yard pass ... Matt Linehan to Callen Hightower, vs. Idaho, 2015 (71)
Completed a 60-yard pass ... Chad Voytik to Christian Booker, vs. Arkansas State, 2016 (68)
Completed a 50-yard pass ... Chad Voytik to Christian Booker, vs. Arkansas State, 2016 (68)

Kicked a 50-yard field goal ... Jake Elliott, vs. Memphis, 2015 (53)
 Had a 70-yard punt ... JK Scott, at #2 Alabama, 2014 (70)
 Had a 60-yard punt ... JK Scott, at #2 Alabama, 2014 (70)
 Made five or more FGs ... Adam Griffith, #2 Alabama, 2015 (5)
 Made four or more FGs ... Adam Griffith, #2 Alabama, 2015 (5)
 Made three or more FGs ... Adam Griffith, #2 Alabama, 2015 (5)
 Missed three or more FGs ... Jack Cantale, at #20 Kansas State, 2014 (3)
 Had an 80-yard kickoff return ... K. Whitfield, vs. #1 FSU [BCS], 2013 (100, TD)

Both Teams

Had a player return an interception for a touchdown ... Mississippi State, 2011 [AU Demetruce McNeal 43 yds; MSU Johnathan Banks 27 yds]
 Combined for 1,217 yards of total offense ... Auburn (615) at #7 Texas A&M (602), 2013 (1,217)
 Combined for 1,200 yards of total offense ... Auburn (677) vs. #5 Missouri [SECCG] (534), 2013 (1,211)
 Combined for 1,100 yards of total offense ... #15 Auburn (630) at #2 Alabama (539), 2014 (1,169)
Combined for 1,000 yards of total offense ... Arkansas State (326) at Auburn (706), 2016 (1,032)
 Had both a 100-yard rusher and a 100-yard receiver ... at #6 LSU, 2013 [AU Tre Mason 132 rushing yds & Sammie Coates 139 receiving yds; LSU Jeremy Hill 184 rushing yds & Jarvis Landry 118 receiving yds]

Items in **BOLD** set during 2016 season

AUBURN OFFENSIVE CAREER BESTS

11 • KYLE DAVIS

Receptions 1 Arkansas St. 9/10/16
 Rec. Yards 9 Arkansas St. 9/10/16
 Rec. Long 9 Arkansas St. 9/10/16
 Rec. TDs.....

27 • CHANDLER COX

Rush Attempts . 4 Clemson 9/3/16
 Rush Yards 6 Clemson 9/3/16
 Rush Long 3 Clemson 9/3/16
 Receptions 1 3x (last vs. Ole Miss) 10/31/15
 Receiving Yds .. 10 Mississippi St. 9/26/15
 Rec. Long 10 Mississippi St. 9/26/15

10 • MARCUS DAVIS

Receptions 8 Georgia 11/14/15
 Rec. Yards 56 Clemson 9/3/16
 Rec. Long 27 at Texas A&M 10/19/13
 Rec. TDs 1 3x (last at Texas A&M) 11/7/15
 Rush Attempts .. 1 2x (last Miss. St.) 9/26/15
 Rush Yards 2 at Alabama 11/29/14
 Rush Long 2 at Alabama 11/29/14
 Punt Ret 6 vs. Memphis 12/30/15
 Punt Ret Yds ... 94 vs. Memphis 12/30/15
 Punt Ret Long .. 56 vs. Memphis 12/30/15
 AP Yards 101 vs. Memphis 12/30/15
 Career TDs 3

11 • KYLE DAVIS

Receptions 1 2x (last vs. Arkansas St.) 9/10/16
 Rec. Yards 43 Clemson 9/3/16
 Rec. Long 43 Clemson 9/3/16
 Rec. TDs.....

83 • RYAN DAVIS

Receptions 2 Clemson 9/3/16
 Rec. Yards 17 Clemson 9/3/16
 Rec. Long 15 Clemson 9/3/16
 Rush Attempts .. 1 3x (last vs. Arkansas St) 9/10/16
 Rush Yards 28 at Texas A&M 11/7/15
 Rush Long 28 at Texas A&M 11/7/15

5 • JOHN FRANKLIN III

Completions 1 Clemson 9/3/16
 Pass Attempts .. 1 Clemson 9/3/16
 Pass Yards -3 Clemson 9/3/16
 Pass Yards (quarter) -3 Clemson (1st quarter) 9/3/16
 Pass TDs
 Interceptions
 Pass Long -3 Clemson 9/3/16
 Rush Attempts . 4 Arkansas St. 9/10/16
 Rush Yards 70 Arkansas St. 9/10/16
 Rush TDs
 Rush Long 41 Arkansas St. 9/10/16
 150-Yd Pass.....

33 • WILL HASTINGS

Receptions 3 Clemson 9/3/16
 Rec. Yards 34 Arkansas St. 9/10/16
 Rec. Long 29 Arkansas St. 9/10/16
 Rec. TDs 1 Arkansas St. 9/10/16

6 • JEREMY JOHNSON

Completions 21 Jacksonville St. 9/12/15
 Pass Attempts .. 32 Jacksonville St. 9/12/15
 Pass Yards 243 Arkansas 8/30/14
 Pass Yards (quarter) 186 Arkansas (1st quarter) 8/30/14
 Pass TDs 4 Western Carolina 10/12/13
 Interceptions ... 3 vs. Louisville 9/5/15
 Pass Long 77 Alabama 11/28/15
 Rush Attempts 12 at LSU 9/19/15
 Rush Yards 41 at LSU 9/19/15
 Rush TDs 2 Idaho 11/21/15
 Rush Long 65 at LSU 9/19/15
 150-Yd Pass..... 6 last: Alabama 11/28/15

21 • KERRYON JOHNSON

Rush Attempts 23 Clemson 9/3/16
 Rush Yards 124 Arkansas St. 9/10/16
 Rush Long 47 Arkansas St. 9/10/16
 Rush TD 2 Arkansas St. 9/10/16
 Receptions 3 3x (last at Texas A&M) 11/7/15
 Receiving Yds .. 43 at Texas A&M 11/7/15
 Rec. Long 37 vs. Memphis 12/30/15
 Kick Ret 4 at Kentucky 10/15/15
 Kick Ret Yds ... 11 at Kentucky 10/15/15
 Kick Ret Lg 40 at LSU 9/19/15
 AP Yards 161 at Kentucky 10/15/15

9 • KAM MARTIN

Rush Attempts . 4 Arkansas St. 9/10/16
 Rush Yards 15 Arkansas St. 9/10/16
 Rush Long 7 Arkansas St. 9/10/16
 Rush TD
 Receptions 1 Arkansas St. 9/10/16
 Rec. Yards 10 Arkansas St. 9/10/16
 Rec. Long 10 Arkansas St. 9/10/16

32 • MALIK MILLER

Rush Attempts .. 7 Arkansas St. 9/10/16
 Rush Yards 24 Arkansas St. 9/10/16
 Rush Long 12 Arkansas St. 9/10/16
 Rush TD
 Receptions 1 Arkansas St. 9/10/16

36 • KAMRYN PETTWAY

Rush Attempts 15 Arkansas St. 9/10/16
 Rush Yards 152 Arkansas St. 9/10/16
 Rush Long 64 Arkansas St. 9/10/16
 Rush TD
 Receptions 1 2x (last Arkansas St.) 9/10/16
 Rec. Yards 12 at Arkansas 10/24/15
 Rec. Long 12 at Arkansas 10/24/15
 Kick Ret 1 at LSU 9/19/15
 Kick Ret Yds 8 at LSU 9/19/15
 Kick Ret Lg 8 at LSU 9/19/15
 AP Yards 157 Arkansas St. 9/10/16

81 • DARIUS SLAYTON

Receptions 3 Arkansas St. 9/10/16
 Rec. Yards 55 Arkansas St. 9/10/16
 Rec. Long 27 Ole Miss 10/31/15
 Rec. TDs.....

4 • JASON SMITH

Receptions 2 4x (last Alabama) 11/28/15
 Rec. Yards 82 Alabama 11/28/15
 Rec. Long 77 Alabama 11/28/15
 Rec. TDs 1 2x (last vs. Memphis) 12/30/15
 Rush Attempts . 2 Alabama 11/28/15
 Rush Yards 24 at Texas A&M 11/7/15
 Rush Long 24 at Texas A&M 11/7/15
 Rush TD 1 at Arkansas 10/24/15
 AP Yards 85 Alabama 11/28/15
 Career TDs 3

8 • TONY STEVENS

Receptions 4 Arkansas St. 9/10/16
 Rec. Yards 75 Arkansas St. 9/10/16
 Rec. Long 44 Ole Miss 10/31/15
 Rec. TDs 2 Arkansas St. 9/10/16

10 • STANTON TRUITT

Receptions 2 Clemson 9/3/16
 Receiving Yds .. 17 Clemson 9/3/16
 Rec. Long 13 at LSU 9/19/15
 Rush Attempts . 4 Clemson 9/3/16
 Rush Yards 24 at LSU 9/19/15
 Rush Long 19 at LSU 9/19/15

13 • SEAN WHITE

Completions 20 Mississippi St. 9/26/15
 Pass Attempts .. 32 at Arkansas 10/24/15
 Pass Yards 258 Ole Miss 10/31/15
 Pass Yards (quarter) 145 at Arkansas (4th Q.) 10/24/15
 Pass TDs 3 Arkansas St. 9/10/16
 Interceptions ... 2 vs. Memphis 12/30/15
 Pass Long 47 Ole Miss 10/31/15
 Rush Attempts .. 11 Mississippi St. 9/26/15
 Rush Yards 60 Arkansas St. 9/10/16
 Rush TDs
 Rush Long 31 Mississippi St. 9/26/15
 150-Yd Pass 5 last: Arkansas St. 9/10/16

AUBURN DEFENSIVE CAREER BESTS

1 • MONTRAVIUS ADAMS

Tackles 7 vs. Louisville 9/5/15
 TFL 3.0 San José St. 9/6/14
 Sacks 1.0 6x (last at Texas A&M) 11/7/15
 PBU 1 2x (last Mississippi St.) 9/26/15
 FF 1 2x (last vs. San Jose' St.) 10/3/15
 FR 1 LA Tech 9/27/14
 INT 1 LA Tech 9/27/14
 INT Yards 36 LA Tech 9/27/14

48 • MONTAVIOUS ATKINSON

Tackles 3 Arkansas St. 9/10/16
 TFL 1.5 Arkansas St. 9/10/16

11 • MARKELL BOSTON

Tackles 1 Arkansas St. 9/10/16

5 • DERRICK BROWN

Tackles 1 Arkansas St. 9/10/16
 Sacks 0.5 Arkansas St. 9/10/16
 TFL 0.5 Arkansas St. 9/10/16
 FR 1 Clemson 9/3/16

22 • JOHN BROUSSARD JR.

Tackles 1 Arkansas St. 9/10/16

9 • BYRON COWART

Tackles 2 vs. Louisville 9/5/15

3 • MARLON DAVIDSON

Tackles 3 Arkansas St. 9/10/16
 TFL 1.0 Arkansas St. 9/10/16
 Sacks 1.0 Arkansas St. 9/10/16

6 • CARLTON DAVIS

Tackles 11 vs. Memphis 12/30/15
 TFL 1.0 3x (last vs. Arkansas St.) 9/10/16
 INT 1 3x (last at Texas A&M) 11/7/15
 PBU 3 at Arkansas 10/24/15
 FF 1 Mississippi St. 9/26/15

57 • DESHAUN DAVIS

Tackles 5 Clemson 9/3/16
 TFL 0.5 2x (last vs. Clemson) 9/3/16
 PBU 1 Clemson 9/3/16

31 • JAVARIS DAVIS

Tackles 4 Clemson 9/3/16

13 • T.J. DAVIS

Tackles 2 3x (last vs. Samford) 11/22/14
 TFL 0.5 Texas A&M 11/8/14
 PBU 1 Texas A&M 11/8/14

20 • JEREMIAH DINSON

Tackles 4 vs. Louisville 9/5/15

25 • AUSTIN DUPPER

Tackles 1 Arkansas St. 9/10/16

23 • JOHNATHAN FORD

Tackles 14 3x (last at Ole Miss) 10/31/15
 Interceptions 1 5x (last vs. Idaho) 11/21/15
 Sacks 1.0 2x (last at Kentucky) 10/15/15
 TFL 1.5 Clemson 9/3/16
 PBU 1 5x (last vs. Clemson) 9/3/16
 FF 1 3x (last vs. San Jose' St.) 10/3/15
 Rush Attempts 4 Florida Atlantic 10/26/13
 Rush Yards 45 Western Carolina 10/12/13
 Rush Long 38 Western Carolina 10/12/13
 Rush TDs 1 Western Carolina 10/12/13
 Kick Returns 2 5x (last vs. Idaho) 11/21/15
 KR Yards 81 San Jose' St. 10/3/15
 KR Long 58 San Jose' St. 10/3/15
 AP Yards 114 Idaho 11/21/15

4 • JEFF HOLLAND

Tackles 3 at Arkansas 10/24/15
 TFL 1.0 2x (last vs. Memphis) 12/30/15
 Sacks 1.0 vs. Memphis 12/30/15
 FF 1 at Arkansas 10/24/15

15 • JOSHUA HOLSEY

Tackles 11 at Kansas State 9/18/14
 Interceptions 1 2x (last vs. Clemson) 9/3/16
 TFL 1.0 2x (last at Alabama) 11/24/12
 PBU 2 Clemson 9/3/16

10 • PAUL JAMES III

Tackles 1 Arkansas St. 9/10/16
 PBU 1 Clemson 9/3/16

94 • DEVAROE LAWRENCE

Tackles 6 at LSU 9/19/15
 TFL 1.0 3x (last vs. Clemson) 9/3/16
 Sacks 0.5 vs. Louisville 9/5/15

55 • CARL LAWSON

Tackles 6 Ole Miss 10/5/13
 Sacks 2.0 Ole Miss 10/5/13
 TFL 3.5 Ole Miss 10/5/13
 FF 1 Arkansas State 9/7/13

28 • TRAY MATTHEWS

Tackles 12 at Auburn 11/16/13
 TFL 1.0 2x (last vs. Idaho) 11/21/15
 PBU 2 North Texas 3/21/13
 Interceptions 1 3x (last vs. Memphis) 12/30/15
 FF 1 2x (last vs. Idaho) 11/21/15

14 • STEPHEN ROBERTS

Tackles 7 Georgia 11/14/15
 TFL 0.5 Arkansas St. 9/10/16
 PBU 1 3x (last vs. Alabama) 11/28/15

19 • NICK RUFFIN

Tackles 10 Clemson 9/3/16
 TFL 0.5 Jacksonville St. 9/12/15
 PBU 2 at Texas A&M 11/7/15

95 • DONTAVIUS RUSSELL

Tackles 7 at Arkansas 10/24/15
 Sacks 1.5 vs. Louisville 9/5/15
 TFL 2.5 vs. Louisville 9/5/15
 FR 1 San Jose' St. 10/3/15
 PBU 1 Ole Miss 10/31/15

36 • MICHAEL SHERWOOD

Tackles 2 Idaho 11/21/15
 PBU 1 Idaho 11/21/15

90 • MAURICE SWAIN

Tackles 3 at LSU 9/19/15
 PBU 1 at Texas A&M 11/7/15

26 • MARSHALL TAYLOR

Tackles 9 at Wisconsin 9/12/15
 INT 1 3x (last vs. Akron) 11/14/15
 PBU 2 Ohio 11/25/14

24 • DANIEL THOMAS

PBU 1 Arkansas St. 9/10/16

47 • CAMERON TONEY

Tackles 3 at LSU 9/19/15

79 • ANDREW WILLIAMS

Tackles 3 Arkansas St. 9/10/16
 Sacks 1.0 Idaho 11/21/15
 TFL 1.0 Idaho 11/21/15

49 • DARRELL WILLIAMS

Tackles 6 2x (last vs. Arkansas St.) 9/10/16
 FF 1 Clemson 9/3/16

30 • TRE' WILLIAMS

Tackles 10 at LSU 9/19/15
 TFL 1.5 Arkansas St. 9/10/16
 Sacks 1.0 Arkansas St. 9/10/16
 FR 1 Idaho 11/21/15

SPECIALISTS

39 • DANIEL CARLSON

FG Attempts 5 Alabama 11/29/14
 FGs Made 5 Alabama 11/29/14
 Career Long 56 vs. Louisville 9/5/15
 FG Blocked 1 Texas A&M 11/8/14
 Touchbacks 7 Arkansas 8/30/14
 Punts 6 at Miss. State 10/11/14
 Punt Avg 53.3 Arkansas 8/30/14
 Long Punt 62 Arkansas 8/30/14
 Inside 20 2 5x (last vs. Wisconsin) 1/1/15
 Rush Attempts 1 Arkansas St. 9/10/16
 Rush Yards 20 Arkansas St. 9/10/16
 Rush TDs 1 Arkansas St. 9/10/16
 Rush Long 20 Arkansas St. 9/10/16

91 • KEVIN PHILLIPS

Punts 6 2x (last at Arkansas) 10/24/15
 Punt Avg 50.0 at LSU 9/19/15
 Long Punt 68 Clemson 9/3/16
 Inside 20 3 2x (last vs. Alabama) 11/28/15

AUBURN COACHING STAFF



Gus Malzahn
Head Coach



Rodney Garner
Associate Head Coach/
Defensive Line



Rhett Lashlee
Offensive Coordinator/
Quarterbacks



Kevin Steele
Defensive Coordinator
PRESS BOX



Kodi Burns
Co-Offensive Coordinator/
Wide Receivers



Scott Fountain
Special Teams/Tight Ends



Herb Hand
Offensive Line
PRESS BOX



Tim Horton
Running Backs



Wesley McGriff
Secondary



Travis Williams
Linebackers