



# 2014 SAMFORD FOOTBALL GAME NOTES

**Athletic Communications:** 800 Lakeshore Drive, Birmingham, AL 35229  
**FB Contact:** Joey Mullins, Phone: 205-726-2799, E-mail: jmmulli1@samford.edu  
**Facebook:** Facebook.com/SamfordSports  
**Twitter:** @Samford\_Sports, @SamfordFootball

<p style="text-align: center;"><b>GAME FACTS</b></p> <hr/> <p style="text-align: center;"><b>COACHES</b></p> <p><b>Pat Sullivan (Auburn, '72)</b>          Samford Record 47-42 (8th year)          vs. Auburn 0-1          Overall Record 71-84-1 (14th year)          vs. Auburn 0-1</p> <p><b>Gus Malzahn (Henderson State, '90)</b>          Auburn Record 19-5 (2nd year)          vs. Samford 0-0          Overall Record 28-8 (3rd year)          vs. Samford 0-0</p> <hr/> <p style="text-align: center;"><b>THE SERIES</b></p> <p>Overall: Auburn leads, 26-0-1          In Birmingham: Auburn leads, 8-0-1          In Auburn: Auburn leads, 12-0          In Montgomery: Auburn leads, 6-0          Last Meeting: Nov. 19, 2011, 35-16, Auburn win in Auburn</p> <hr/> <p style="text-align: center;"><b>RADIO: 99.5 NASH ICON</b></p> <p>Play-By-Play: Mike Grace          Color Analyst: Scot Harrison          Sideline Reporter: Blake Gardner</p> <hr/> <p style="text-align: center;"><b>INTERNET</b></p> <p>Live Audio: www.995nashicon.com          Live Stats: www.AuburnTigers.com          Facebook: Facebook.com/SamfordSports          Twitter: @SamfordFootball</p> <hr/> <p style="text-align: center;"><b>TV: ESPN</b></p> <p>Play-By-Play: Clay Matvick          Color Analyst: Anthony Becht</p>	<p style="text-align: center;"><b>GAME 11:</b>  <b>SAMFORD (7-3, 5-2 SOCON)</b>  <b>AT #16 AUBURN (7-3, 4-3 SEC)</b>          Saturday, Nov. 22, 2014, 6 p.m. (CT)          Radio: WZRR-FM 99.5 Nash Icon, TV: ESPNU          Jordan-Hare Stadium (87,451), Auburn, Ala.</p> <hr/> <p><b>ABOUT THIS WEEK'S GAME</b></p> <p>Samford will wrap up its regular season with a game at 16th-ranked Auburn Saturday evening at 6 p.m. in a game televised live on ESPNU. Samford enters the game with a record of 7-3 overall and 5-2 in the Southern Conference. The Bulldogs are coming off a 20-17 win at The Citadel on Nov. 15.</p> <p>Auburn is currently 7-3 overall and 4-3 in the Southeastern Conference. The Tigers are coming off a 34-7 loss at Georgia, also on Nov. 15.</p> <hr/> <p><b>GAME NOTES</b></p> <p>** Samford and Auburn will be meeting for the 28th time, with Auburn holding a 26-0-1 lead in the series.</p> <p>** The first meeting in the series came on Oct. 17, 1903, with Auburn winning by a score of 58-0.</p> <p>** The teams last met on Nov. 19, 2011, with the Tigers taking a 35-16 victory over the Bulldogs.</p> <p>** The lone tie in the series came on Oct. 29, 1927 when the game, played at Birmingham's Rickwood Field, ended in a 9-9 tie.</p> <p>** Samford head coach Pat Sullivan (1968-71) and running backs coach Kodi Burns (2007-10) both played collegiately at Auburn, with Sullivan winning the 1971 Heisman Trophy and Burns playing on the 2010 BCS Championship team for the Tigers.</p> <p>** This marks the fourth-straight season Samford has played an SEC team after taking on Auburn (2011), Kentucky (2012) and Arkansas (2013).</p> <hr/> <table style="width: 100%; border-collapse: collapse;"> <thead> <tr> <th style="width: 50%; text-align: center;"><b>SAMFORD (7-3, 5-2 SoCon)</b></th> <th style="width: 50%; text-align: center;"><b>AUBURN (7-3, 4-3 SEC)</b></th> </tr> </thead> <tbody> <tr> <td>Aug. 30 at TCU L, 14-48</td> <td>Aug. 30 Arkansas* W, 45-21</td> </tr> <tr> <td>Sept. 11 Stillman W, 52-0</td> <td>Sept. 6 San Jose State W, 59-13</td> </tr> <tr> <td>Sept. 20 VMI* W, 63-21</td> <td>Sept. 18 at Kansas State W, 20-14</td> </tr> <tr> <td>Sept. 27 at #14 Chattanooga*L, 24-38</td> <td>Sept. 27 Louisiana Tech W, 45-17</td> </tr> <tr> <td>Oct. 4 Mercer* W, 21-18</td> <td>Oct. 4 LSU* W, 41-7</td> </tr> <tr> <td>Oct. 18 Wofford* L, 20-24</td> <td>Oct. 11 at Miss. State* L, 23-38</td> </tr> <tr> <td>Oct. 25 at Furman* W, 45-0</td> <td>Oct. 25 South Carolina* W, 42-35</td> </tr> <tr> <td>Nov. 1 Concordia College W, 55-0</td> <td>Nov. 1 at Ole Miss* W, 35-31</td> </tr> <tr> <td>Nov. 8 W. Carolina* W, 34-20</td> <td>Nov. 8 Texas A&amp;M* L, 38-41</td> </tr> <tr> <td>Nov. 15 at The Citadel* W, 20-17</td> <td>Nov. 15 at Georgia* L, 7-34</td> </tr> <tr> <td><b>Nov. 22 at #16 Auburn 6 p.m.</b></td> <td><b>Nov. 22 SAMFORD 6 p.m.</b></td> </tr> <tr> <td>*-Southern Conference Game</td> <td>Nov. 29 at Alabama* 6:45 p.m.</td> </tr> <tr> <td>All times are Central and subject to change</td> <td>*-Southeastern Conference Game All times are Central and subject to change</td> </tr> </tbody> </table>	<b>SAMFORD (7-3, 5-2 SoCon)</b>	<b>AUBURN (7-3, 4-3 SEC)</b>	Aug. 30 at TCU L, 14-48	Aug. 30 Arkansas* W, 45-21	Sept. 11 Stillman W, 52-0	Sept. 6 San Jose State W, 59-13	Sept. 20 VMI* W, 63-21	Sept. 18 at Kansas State W, 20-14	Sept. 27 at #14 Chattanooga*L, 24-38	Sept. 27 Louisiana Tech W, 45-17	Oct. 4 Mercer* W, 21-18	Oct. 4 LSU* W, 41-7	Oct. 18 Wofford* L, 20-24	Oct. 11 at Miss. State* L, 23-38	Oct. 25 at Furman* W, 45-0	Oct. 25 South Carolina* W, 42-35	Nov. 1 Concordia College W, 55-0	Nov. 1 at Ole Miss* W, 35-31	Nov. 8 W. Carolina* W, 34-20	Nov. 8 Texas A&M* L, 38-41	Nov. 15 at The Citadel* W, 20-17	Nov. 15 at Georgia* L, 7-34	<b>Nov. 22 at #16 Auburn 6 p.m.</b>	<b>Nov. 22 SAMFORD 6 p.m.</b>	*-Southern Conference Game	Nov. 29 at Alabama* 6:45 p.m.	All times are Central and subject to change	*-Southeastern Conference Game All times are Central and subject to change
<b>SAMFORD (7-3, 5-2 SoCon)</b>	<b>AUBURN (7-3, 4-3 SEC)</b>																												
Aug. 30 at TCU L, 14-48	Aug. 30 Arkansas* W, 45-21																												
Sept. 11 Stillman W, 52-0	Sept. 6 San Jose State W, 59-13																												
Sept. 20 VMI* W, 63-21	Sept. 18 at Kansas State W, 20-14																												
Sept. 27 at #14 Chattanooga*L, 24-38	Sept. 27 Louisiana Tech W, 45-17																												
Oct. 4 Mercer* W, 21-18	Oct. 4 LSU* W, 41-7																												
Oct. 18 Wofford* L, 20-24	Oct. 11 at Miss. State* L, 23-38																												
Oct. 25 at Furman* W, 45-0	Oct. 25 South Carolina* W, 42-35																												
Nov. 1 Concordia College W, 55-0	Nov. 1 at Ole Miss* W, 35-31																												
Nov. 8 W. Carolina* W, 34-20	Nov. 8 Texas A&M* L, 38-41																												
Nov. 15 at The Citadel* W, 20-17	Nov. 15 at Georgia* L, 7-34																												
<b>Nov. 22 at #16 Auburn 6 p.m.</b>	<b>Nov. 22 SAMFORD 6 p.m.</b>																												
*-Southern Conference Game	Nov. 29 at Alabama* 6:45 p.m.																												
All times are Central and subject to change	*-Southeastern Conference Game All times are Central and subject to change																												

# 2014 SAMFORD FOOTBALL

## SOUTHERN CONFERENCE HONORS

Samford has had seven players to earn weekly Southern Conference honors so far this season. Below is a list of Samford's SoCon honorees.

Player	Off./Def./ST/Fr.	Week
Denzel Williams	Offense	Sept. 22
Josh Kimberlin	Defense	Sept. 22
KronDIS Larry	Freshman	Sept. 22
Deion Pierre	Special Teams	Oct. 27
Justin Cooper	Defense	Nov. 10
Justin Cooper	Defense	Nov. 17
Greg Peranich	Special Teams	Nov. 17

## SAMFORD IN THE SOCON STATISTICS

As a team, Samford leads the Southern Conference in pass defense (134.4 ypg.), pass defense efficiency (99.0) and opponent third-down conversion (31.2%).

## SAMFORD IN THE NCAA STATISTICS

As a team, Samford ranks second in the nation in fewest passing yards allowed (134.4 ypg.), 10th in fewest first downs allowed (156) and 14th in scoring defense (18.6 ppg.).

## SAMFORD DEFENSE POSTS THREE SHUT-OUTS THIS SEASON

The Samford defense has posted three shutouts so far this season. The team has shut out Stillman (52-0), Furman (45-0) and Concordia (55-0). The three shutouts are the most for a Samford team since 1971. The school record for shutouts in a season is seven, set by the 1935 team.

## SAMFORD-AUBURN CONNECTIONS

There are several connections between the Samford and Auburn coaching staffs.

Samford head coach Pat Sullivan played at Auburn from 1968 to 1971, winning the 1971 Heisman Trophy. He was also on the Auburn coaching staff from 1986 to 1991.

Samford running backs coach Kodi Burns played at Auburn from 2007-10, helping the Tigers to the 2010 BCS title. Burns also coached at Auburn in 2013.

Auburn offensive coordinator Rhett Lashlee served as Samford's offensive coordinator in 2011.

## SAMFORD CLINCHES FOURTH-STRAIGHT WINNING SEASON

With its win over Western Carolina Nov. 8, Samford secured its fourth-straight winning season, the longest streak since 1999. The team has won at least seven games for three-straight seasons for the first time since 1962.

## TRANSFERS MAKING AN IMPACT

Samford has a few transfers who have joined the program in the last few years who are making an impact on the team.

Quarterback **Michael Eubank**, who transferred from Arizona State leads the team in passing and is second on the squad in rushing. Defensive lineman **Michael Pierce**, a 2013 transfer from Tulane, has started every game on the defensive line and has 34 tackles. Linebacker **Justin Cooper**, who transferred last year from Texas Tech is Samford's leading tackler so far this season with 87 total stops. **Robert Clark**, who transferred this season from Louisville is third on the team in receptions so far this season. **James Bradberry**, a 2012 Arkansas State transfer is starting at cornerback and has 20 tackles and an interception. **Brandon Wilkinson**, who transferred in 2011 from South Florida is a starter on the defensive line for the Bulldogs and has tallied 25 tackles so far this season. **Wesley Carter** and **Jose Casanova**, who both transferred from UAB this season are seeing significant playing time at offensive line and defensive line, respectively.

## SAMFORD ON THE ROAD

Saturday's game at Auburn marks the fifth and final road game of the season for Samford. The Bulldogs are currently 2-2 in road games, with wins at Furman and The Citadel and losses at TCU and Chattanooga.

Under head coach Pat Sullivan, Samford has a record of 19-25 away from Seibert Stadium.

## AMONG NATIONAL LEADERS

Samford players rank in the top 20 in the nation in a few statistical categories.

**Justin Cooper** ranks fourth in the nation in solo tackles. **Denzel Williams** is tied for ninth in the nation in rushing touchdowns and he is tied for 11th in scoring. **Greg Peranich** ranks 12th in the nation in punting.

## TARTT INVITED TO SENIOR BOWL

Samford senior safety **Jaquiski Tartt** will be the first player in Samford history to play in the prestigious Reese's Senior Bowl.

Tartt is a two-time All-American, and he has been on the watch list for the Buck Buchanan Award, which goes to the top defensive player in all of Division I-FCS football, for the last two years.

## FINDING THE END ZONE

Samford sophomore running back **Denzel Williams** has scored at least one rushing touchdown in all 10 of Samford's games so far this season. Williams currently ranks ninth in the nation in rushing touchdowns.

# 2014 SAMFORD FOOTBALL

## STATISTICAL COMPARISON

### SAMFORD VS. AUBURN

	SU	AU
Pts. Scored/Game	34.8	35.5
Total Offense/Game	415.4	485.4
First Downs	219	243
Rushing Yds./Game	188.2	272.8
Passing Yds./Game	227.2	212.6
Time of Poss./Game	27:55	29:46
3rd Down Percentage	42%	55%
Pts. Allowed/Game	18.6	25.1
Yds. Allowed/Game	305.4	388.9
Rushing Yds. All./Game	171.0	145.4
Passing Yds. All./Game	134.4	243.5

## STATISTICAL LEADERS

### RUSHING YARDS

SAMFORD		AU	
D. Williams	877	C. Artis-Payne	1276
M. Eubank	235	N. Marshall	739
K. Larry	217	C. Grant	296

### PASSING YARDS

SAMFORD		AU	
M. Eubank	2011	N. Marshall	1688

### RECEIVING YARDS

SAMFORD		AU	
K. Hamilton	810	D. Williams	609
E. Obajimi	231	S. Coates	447

### POINTS SCORED

SAMFORD		AU	
D. Williams	96	D. Carlson	79
W. Handrahan	49	N. Marshall	66
M. Eubank	36	C. Artis-Payne	60
K. Hamilton	36		

### TACKLES

SAMFORD		AU	
J. Cooper	87	C. McKinzy	73
J. Tartt	58	J. Ford	71
J. Killett	48	K. Frost	57

### INTERCEPTIONS

SAMFORD		AU	
J. Kimberlin	3	J. Jones	5
J. Blount	2	J. Whitehead	3

### SACKS

SAMFORD		AU	
R. Donaldson	4.0	D. Lambert	3.5
B. Porter	2.0	A. Blackson	3.0

## SAMFORD AGAINST SEC TEAMS

Samford has an all-time record of 2-74-3 against the current members of the Southeastern Conference, including a record of 0-26-1 against Saturday's opponent, Auburn.

The Bulldogs' last game against an SEC opponent came last season when Samford fell to Arkansas, 31-21, in a game played in Little Rock, Ark.

Samford has played the following SEC teams: Alabama (0-20-1), Arkansas (0-1), Auburn (0-26-1), Florida (0-2), Georgia (0-1), Kentucky (0-1), LSU (0-1), Ole Miss (1-2), Mississippi State (1-16-1), Tennessee (0-2) and Vanderbilt (0-2).

## THE LAST TIME OUT

Samford sophomore running back **Denzel Williams** scored on a two-yard run with just 17 seconds left to give the Bulldogs a 20-17 Southern Conference win at The Citadel last weekend.

In the win for Samford, **Michael Eubank** completed 18-of-28 passes for 228 yards and a touchdown. **Karel Hamilton** caught five passes for 71 yards. **Tony Philpot** had four catches for 72 yards and a touchdown.

Williams rushed 19 times for 88 yards and a touchdown. **Krondis Larry** also had a rushing touchdown for Samford.

**Justin Cooper** had a career-high 17 tackles, including 15 solo stops. **Omari Williams** finished with a career-high 13 tackles, 11 solo. On special teams, punter **Greg Peranich** averaged 43.0 yards on five punts.

## SAMFORD VERSUS ALABAMA TEAMS

Samford has an all-time record of 86-116-17 against college teams from the state of Alabama, including a record of 0-26-1 against Saturday's opponent, Auburn.

Samford has played the following in-state teams: Alabama (0-20-1), Alabama Presbyterian (5-0), Alabama State (0-1-1), UAB (1-0), Athens State (1-1), Auburn (0-26-1), Birmingham-Southern (16-10-6), Concordia (1-0), Faulkner (1-0), Jacksonville State (21-23-2), Miles (3-0), North Alabama (5-6-2), Southern Univ. of Greensboro (2-1-1), Spring Hill (10-8-2), Stillman (2-0), Troy (9-14) and West Alabama (10-6-1).

Saturday's game is the third of three games this season against in-state opponents. The Bulldogs defeated Stillman, 52-0 on Sept. 11, and they claimed a 55-0 win over Concordia on Nov. 1.

## ON THIS DATE

Samford has an all-time record of 3-6-1 in games played on Nov. 22. Below is a list of every Samford game played on Nov. 22.

Season	Opponent	Result	Location
2008	Chattanooga	W, 30-7	Away
2003	Eastern Illinois	W, 17-14	Away
1997	Western Carolina	W, 19-0	Home
1958	Tennessee Tech	L, 18-22	Athens, Ala.
1952	Jacksonville State	L, 0-14	Home
1950	Jacksonville State	L, 7-28	Legion Field
1930	Birmingham-Southern	L, 7-13	Legion Field
1924	Birmingham-Southern	T, 0-0	Rickwood
1912	Birmingham-Southern	L, 6-13	Rickwood
1902	Mississippi State	L, 0-26	West End

# 2014 SAMFORD FOOTBALL

## 2014 Samford Quick Facts

**Location:** Birmingham, Ala.  
**Founded:** 1841  
**Enrollment:** 4,833  
**Nickname:** Bulldogs  
**Colors:** Red and Blue  
**Stadium (Cap.):** Seibert Stadium (6,700)  
**Surface:** LSR Blade Synthetic Surface  
**Affiliation:** NCAA Division I-FCS  
**Conference:** Southern  
**President:** Dr. Andrew Westmoreland  
**Director of Athletics:** Martin Newton

## 2014 Auburn Quick Facts

**Location:** Auburn, Ala.  
**Founded:** 1856  
**Enrollment:** 25,912  
**Nickname:** Tigers  
**Colors:** Burnt Orange and Navy Blue  
**Stadium (Cap.):** Jordan-Hare (87,451)  
**Surface:** Natural Grass  
**Affiliation:** NCAA Division I-FBS  
**Conference:** Southeastern  
**President:** Dr. Jay Gogue  
**Director of Athletics:** Jay Jacobs

## Current SoCon Standings

Team	SoCon	Overall
Chattanooga	6 - 0	8 - 3
<b>Samford</b>	<b>5 - 2</b>	<b>7 - 3</b>
Western Carolina	5 - 2	7 - 4
Wofford	3 - 3	5 - 5
The Citadel	2 - 4	4 - 7
Furman	2 - 4	3 - 8
Mercer	1 - 5	6 - 5
VMI	1 - 5	2 - 9

## This Week's SoCon Schedule

The Citadel at VMI*	12:30 p.m.
Mercer at Wofford*	12:30 p.m.
Western Carolina at Alabama	2 p.m.
Chattanooga at Furman*	2:30 p.m.
<b>Samford at Auburn</b>	<b>6 p.m.</b>

\*SoCon Games  
All times Central

## SCORING POINTS

Samford has scored in its last 155-consecutive games. The last time Samford was shut out in a football game was on Nov. 9, 2000, a 29-0 loss at Tennessee Tech.

## EUBANK TIES RUSHING TOUCHDOWNS RECORD

With his four rushing touchdowns in Samford's 63-21 win over VMI on Sept. 20, quarterback **Michael Eubank** tied a school record for rushing touchdowns in a single game. The performance ties a record reached by four previous players, most recently by Steve Hayden against Morgan State in 1995.

## OFFENSE PUTS UP RECORD TOTAL

Samford's 63 points scored against VMI on Sept. 20, mark the most points the Bulldogs have scored in a Southern Conference game. The previous record was 62 points scored against Western Carolina in 2013. The total is also the most by a Samford team in the Pat Sullivan era, and the most by a Samford squad since 1987.

## SULLIVAN BECOMES SAMFORD'S WINNINGEST COACH

With Samford's 34-20 win over Western Carolina on Nov. 8, Bulldog head coach Pat Sullivan became the program's all-time winningest coach. Sullivan has now won 47 games in his Samford career, surpassing Terry Bowden, who won 45 games from 1987 to 1992. Sullivan also holds the program record for most games coached with 89.

## SPREADING THE BALL AROUND

So far this season, Samford's quarterbacks have completed passes to 16 different receivers. Sophomore wide receiver **Karel Hamilton** has the most receptions on the team with 50. Sophomore running back **Denzel Williams** has 23 receptions, while senior wide receiver **Robert Clark** comes in third with 20 catches.

## RUSHING BATTLE IS KEY

When Samford rushes for more yards than its opponents this season, the Bulldogs are 5-0. When the opponent has more rushing yards, the Bulldogs are 2-3. Samford won the rushing battle in wins over Stillman, VMI, Furman, Concordia and Western Carolina, while losing the battle against TCU, Chattanooga, Mercer, Wofford and The Citadel.

## COMING IN ON A ROLL

Samford enters Saturday's season finale at Auburn having won its last four games in a row. After a 24-20 setback to Wofford on Oct. 18, Samford has reeled off consecutive wins over Furman (45-0), Concordia (55-0), Western Carolina (34-20) and The Citadel (20-17).

# 2014 SAMFORD FOOTBALL

## SU BY THE NUMBERS

August	0-1
September	2-1
October	2-1
November	3-0

### Samford's Conference Record ....

At home	3-1
On the road	2-1
At neutral sites	0-0

### Samford's Non-Conference Record ....

At home	2-0
On the road	0-1
At neutral sites	0-0

### Samford's vs. Ranked Opponents ....

At home	0-0
On the road	0-1
At neutral sites	0-0

### Samford's Record in Games ....

Decided by 1-3 points	2-0
4-7 points	0-1
8-10 points	0-0
11-19 points	1-1
20-29 points	0-0
30+ points	4-1

### Samford's Record When Scoring ....

10 or fewer points	0-0
11-19 points	0-1
20-29 points	2-2
30+ points	5-0

### Samford's Record When Allowing ....

10 or fewer points	3-0
11-19 points	2-0
20-29 points	2-1
30+ points	0-2

### Samford's Record In Games ....

During the day	6-1
At night	1-2
SU scores first	7-1
Opp. scores first	0-2
Leading after 1 quarter	6-0
Trailing after 1 quarter	0-3
Tied after 1 quarter	1-0
Leading at halftime	7-0
Trailing at halftime	0-2
Tied at halftime	0-1
Leading after 3 quarters	6-0
Trailing after 3 quarters	0-2
Tied after 3 quarters	1-1
In overtime	0-0
Winning the coin toss	5-3

### Samford's Record With ....

100-yard rusher	3-0
100-yard receiver	3-1
300-yard passer	1-1
Less than 300 yards total offense	0-1
300-399 yards total offense	2-2
400-499 yards total offense	2-0
500+ yards total offense	3-0

## SAMFORD IN NOVEMBER GAMES

Samford has an all-time record of 150-148-18 in games played in the month of November. This season, Samford has four games on its schedule in the month of November, and the Bulldogs are currently 3-0 in those contests. Last season, Samford posted a record of 2-3 in the 11th month.

## PORTER NAMED WINNER OF CHARLES WILLIAMS MEMORIAL JERSEY

Senior defensive lineman Brinson Porter has been named the 10th recipient of the Charles Williams Memorial Jersey. The jersey, the No. 5, is given each year to a senior leader on the Samford team. The jersey honors former Samford player Charles Williams, who died in a car accident on May 23, 2003.

Previous winners of the jersey were Ossie Buchannon (2005), T.C. Myers (2006), Jay McCurdy (2007), Rodney Shepherd (2008), Jon Weber (2009), Bryce Smith (2010), Sean Thompson (2011), Ryan Dudchock (2012) and Justin Shade (2013).

## SOCON PRESEASON HONORS

Samford had 10 players named to the preseason All-SoCon teams when the league released the teams in July.

Five Samford players made the first team of the Preseason All-Conference team. Offensive lineman Gunnar Bromelow, defensive back James Bradberry, safety Jaquiski Tartt, place-kicker Warren Handrahan and punter Greg Peranich were all named to the first team.

Samford's representatives on the second team were offensive lineman C.H. Scruggs, tight end Tony Philpot, wide receiver Karel Hamilton, defensive lineman Jerry Mathis and linebacker Bobby Wilson.

## SOCON PRESEASON PREDICTIONS

The SoCon released its preseason polls for both the coaches and media in July, and Samford tied for second in the preseason coaches' polls, and the Bulldogs placed third in the media's preseason poll.

Chattanooga was picked as the preseason favorite in both polls. In the coaches' polls, Furman tied with Samford for second, and the Paladins were picked second in the media poll.

## SAMFORD IN OVERTIME GAMES

Since overtime was added to college football in 1996, Samford has a record of 6-2 in overtime games. Samford has had an overtime game in each of the last two seasons, defeating Wofford in double overtime by a score of 24-17 in 2012, and defeating Chattanooga, 17-14 in overtime last season. Prior to the win over Wofford in 2012, Samford's last overtime game came in 2004.

## TARTT NAMED TO PRESEASON WATCH LISTS

Samford senior safety Jaquiski Tartt has been named to the preseason watch lists for the Senior Bowl and for the Buck Buchanan Award, which goes to the top defensive player in all of Division I-FCS football. Tartt, who has been among Samford's leaders in both tackles and interceptions the last two years, was named an All-American in 2012 and 2013.

# 2014 SAMFORD FOOTBALL

## Sports Network Poll

Team (1st-place votes)	Pts.	Prev.
1. New Hampshire (74)	3879	1
2. Coastal Carolina (56)	3802	2
3. North Dakota State (20)	3606	4
4. Jacksonville State (10)	3581	3
5. Eastern Washington	3381	5
6. Villanova	3137	6
7. Fordham	2905	7
8. Illinois State	2865	8
<b>9. Chattanooga</b>	<b>2598</b>	<b>9</b>
10. Southeastern Louisiana	2466	10
11. Northern Iowa	2404	11
12. Montana State	2289	12
13. Montana	1886	16
14. Eastern Kentucky	1675	18
15. Harvard	1597	17
16. South Dakota State	1489	19
17. James Madison	1300	25
18. Indiana State	1257	23
19. McNeese State	1062	13
20. Youngstown State	998	15
21. Richmond	932	14
22. William & Mary	743	24
23. Sam Houston State	403	NR
24. North Carolina A&T	297	NR
25. Bethune-Cookman	268	20

**Others receiving votes:** Sacred Heart 200, Idaho State 153, Bryant 144, Alcorn State 118, Northern Arizona 104, Charleston Southern 93, Yale 51, Southern Illinois 47, Bucknell 34, Liberty 33, Cal Poly 32, Stephen F. Austin 27, North Carolina Central 24, Jackson State 23, Grambling State 21, **Samford 16**, San Diego 15, Dartmouth 12, Albany 10, **Western Carolina 7**, Southern 7, Jacksonville 5, Northwestern State 4.

\*\*--2014 opponents in bold

## FCS Coaches Poll

Team (1st-place votes)	Pts.	Prev.
1. Coastal Carolina (20)	639	1
2. New Hampshire (4)	625	2
3. Jacksonville State (1)	588	3
4. North Dakota State (1)	587	4
5. Eastern Washington	550	5
6. Villanova	513	6
7. Illinois State	485	7
8. Fordham	446	8
<b>9. Chattanooga</b>	<b>435</b>	<b>9</b>
10. Southeastern Louisiana	426	10
11. Northern Iowa	402	12
12. Montana State	364	13
13. Montana	328	15
14. Harvard	271	17
15. South Dakota State	265	19
16. Eastern Kentucky	237	20
17. McNeese State	208	11
18. Indiana State	187	25
19. William & Mary	176	23
20. Youngstown State	149	16
21. Richmond	141	14
22. James Madison	138	NR
23. Alcorn State	54	NR
24. Bethune-Cookman	45	18
25. Sacred Heart	32	NR

**Others Receiving Votes:** Charleston Southern 28, North Carolina A&T 27, Sam Houston State 23, Yale 15, Southern Illinois 14, Northern Arizona 13, Bryant 11, South Carolina State 9, Idaho State 7, Stephen F. Austin 3, Central Arkansas 3, Bucknell 2, Liberty 2, Presbyterian 1

\*\*--2014 opponents in bold

# 2014 SAMFORD FOOTBALL

## The Last Time ...

- A Samford player rushed for 100 or more yards:** D. Williams (156 yds., 27 carries) vs. Western Carolina (Nov. 8, 2014)
- Two SU players rushed for 100 or more yards in the same game:** D. Williams (178 yds., 16 carries) and K. Larry (128 yds., 10 carries) vs. VMI (Sept. 20, 2014)
- A Samford player rushed for 100 or more yards in back-to-back games:** Fabian Truss (at Arkansas, Sept. 7, 2013), 103 yds., (at Florida A&M, Sept. 14, 2013), 115 yds.
- A Samford player rushed for 100 or more yards in five-straight games:** Chris Evans (Elon, Oct. 2, 2010), 115 yds., (Western Carolina, Oct. 9, 2010), 131 yds., (Furman, Oct. 16, 2010), 137 yds., (Georgia Southern, Oct. 30, 2010), 165 yds., (Wofford, Nov. 6, 2010), 106 yds.
- A Samford freshman rushed for 100 or more yards:** Krondis Larry (128 yds., 10 carries) vs. VMI (Sept. 20, 2014)
- A Samford player rushed for 200 or more yards:** Fabian Truss (219 yds., 34 carries) at Elon (Nov. 10, 2012)
- A Samford freshman rushed for 200 or more yards:** Chris Evans (212 yds., 26 carries) vs. Austin Peay (Oct. 20, 2007)
- Samford had a 200-yard rusher and 300-yard passer in the same game:** Chris Evans (212 yds. rushing), Jefferson Adcock (314 yds. passing) vs. Austin Peay (Oct. 20, 2007)
- A Samford player had 100-199 yards receiving:** K. Hamilton (115 yds), vs. Western Carolina (Nov. 8, 2014)
- A Samford player had 200 or more yards receiving:** K. Hamiltons (206 yds, 9 rec.), at Furman (Oct. 25, 2014)
- A Samford player passed for 200-299 yards:** Michael Eubank (228 yds., 18 comp.), at The Citadel (Nov. 15, 2014)
- A Samford player passed for 300-399 yards:** Michael Eubank (314 yds., 22 comp.), at Furman (Oct. 25, 2014)
- A Samford player passed for 400 or more yards:** Andy Summerlin (415 yds., 36 comp.), vs. Elon (Nov. 23, 2013)
- Samford recorded a safety as a team:** vs. Edward Waters (Sept. 1, 2005)
- A Samford player recorded a safety:** Steve Tennin, at Tennessee State (Oct. 23, 2004)
- A Samford game went into overtime:** vs. No. 17 Chattanooga (Nov. 16, 2013, W, 17-14)
- A Samford player returned an interception for a touchdown:** Omari Williams (34 yds.), vs. Concordia (Nov. 1, 2014)
- Two Samford players returned interceptions for touchdowns:** C. Finnegan (28 yds.) and S. Hill (31 yds.), at Tennessee- Martin (Oct. 22, 2005)
- A Samford player intercepted three passes:** Josh Kimberlin at Florida A&M (Sept. 14, 2013)
- A Samford player returned a kickoff for a touchdown:** Fabian Truss (100 yards), vs. Western Carolina (Sept. 28, 2013)
- A Samford player returned a punt for a touchdown:** Jeff Moore (62 yards), vs. Tennessee Tech (Nov. 4, 2006)
- A Samford player returned a fumble for a touchdown:** Jaquiski Tartt (80 yards) at Georgia Southern (Sept. 29, 2012)
- A Samford player blocked a punt:** Deion Pierre, at Furman (Oct. 25, 2014)
- A Samford player returned a blocked punt for a touchdown:** Jay Galloway (15 yds.) at Furman (Oct. 25, 2014) (block by D. Pierre)
- A Samford player blocked a field goal:** Nicholas Williams, at Elon (Nov. 10, 2012)
- Two Samford players blocked field goals:** Corey White and Alvin Hines II, at The Citadel (Nov. 12, 2011)
- Samford defeated a ranked FCS opponent:** Nov. 16, 2013, SU 17, No. 17 Chattanooga 14 (OT), in Birmingham
- Samford defeated a top-five ranked FCS opponent:** Oct. 10, 1992, SU 46, No. 3 Eastern Kentucky 14, in Birmingham
- Samford posted a shutout:** Nov. 1, 2014, Samford 55, Concordia 0.

## Samford Career Highs Set in 2014

Name	Category	Total	Date/Opponent
Carson Barnett	Passing Yards	105	Nov. 1/Concordia
Carson Barnett	TD Passes	2	Nov. 1/Concordia
Jamerson Blount	Tackles	10	Aug. 30/TCU
Jamerson Blount	Interceptions	1 (tie)	Oct. 25/Furman
Jamerson Blount	Fumble Recoveries	1	Aug. 30/TCU
Jose Casanova	Tackles	5	Sept. 27/Chattanooga
Robert Clark	Receiving Yards	68	Sept. 11/Stillman
Robert Clark	Rushing Yards	48	Sept. 11/Stillman
Justin Cooper	Tackles	17	Nov. 15/Citadel
Justin Cooper	Interceptions	1	Oct. 25/Furman
Roosevelt Donaldson	Tackles	4 (tie)	Nov. 15/Citadel
Michael Eubank	Rushing Yards	50	Sept. 11/Stillman
Michael Eubank	Rushing Attempts	16	Aug. 30/TCU
Michael Eubank	TDs Rushing	4	Sept. 20/VMI
Michael Eubank	Passing Yards	314	Oct. 25/Furman
Xavier Forrest	Tackles	1 (tie)	Sept. 20/VMI
Jay Galloway	Tackles	3	Sept. 11/Stillman
Karel Hamilton	Receiving Yards	206	Oct. 25/Furman
Josh Killett	Interceptions	1	Nov. 8/Western Carolina
Krondis Larry	Rushing Yards	128	Sept. 20/VMI
Krondis Larry	Rushing Attempts	10	Sept. 20/VMI
Jamie Major	Tackles	5	Sept. 11/Stillman
Albert Mitchell	Passing Yards	11	Sept. 11/Stillman
Emmanuel Obajimi	Receiving Yards	64	Oct. 18/Wofford
Drew Pederson	Passing Yards	2	Sept. 11/Stillman
Tony Philpot	Receiving Yards	72	Nov. 15/Citadel
Shaheed Salmon	Tackles	9	Nov. 15/Citadel
Devon Schmitt	Receiving Yards	32	Aug. 30/TCU
Mitchell Smith	Tackles	1	Aug. 30/TCU
Jake Wilks	Rushing Yards	68	Nov. 1/Concordia
Jake Wilks	TDs Rushing	1	Nov. 1/Concordia
Denzel Williams	Rushing Yards	178	Sept. 20/VMI
Denzel Williams	Rushing Attempts	27	No. 8/Western Carolina
Denzel Williams	TDs Rushing	3	Sept. 11/Stillman
Denzel Williams	Receiving Yards	63	Oct. 18/Wofford
Omari Williams	Tackles	13	Nov. 15/Citadel

# 2014 SAMFORD FOOTBALL

## Game-By-Game Team Statistics

(SU total on top, opponent total on bottom)

Category	TCU	SC	VMI	UTC	MER	WOF	FUR	CC	WCU	CIT	AU
Total Offense	143	492	525	381	365	354	540	533	461	360	
	555	185	264	343	262	264	252	114	396	419	
Plays	67	77	70	81	74	72	75	75	71	64	
	96	63	57	62	65	69	67	49	77	88	
Rushing Yds.	87	294	471	137	103	49	159	259	229	132	
	200	165	125	252	114	197	119	51	134	359	
Passing Yds.	56	198	92	244	262	305	381	274	232	228	
	355	20	145	91	148	67	133	63	262	60	
Comp-Att.-Int.	10-20-1	22-31-1	11-15-0	18-33-3	24-40-0	32-43-1	26-37-0	20-26-0	15-25-0	18-29-0	
	33-50-1	4-13-0	20-28-2	11-19-0	11-23-2	7-13-1	15-34-2	8-18-1	26-40-2	5-12-0	
Comp%	50%	71%	73%	55%	60%	74%	70%	77%	60%	62%	
	66%	31%	71%	58%	48%	54%	44%	44%	65%	42%	
1st Downs	9	26	26	19	19	19	27	29	25	20	
	33	9	16	12	11	12	13	8	19	23	
Field Goals	0-0	1-2	0-0	1-1	0-2	2-2	1-2	2-3	2-2	0-1	
	2-2	0-0	0-0	1-1	1-2	1-1	0-0	0-0	0-0	1-2	
Punts-Avg.	10-47.5	4-40.8	3-39.7	7-40.9	8-42.4	6-41.7	4-43.5	0-0.0	1-43.0	5-43.0	
	5-48.2	14-33.6	4-35.5	8-42.8	8-37.2	7-37.6	9-35.2	7-39.4	5-34.8	4-39.2	
Time of Poss.	27:45	26:56	29:38	29:49	28:41	26:19	30:20	30:17	27:09	22:18	
	32:15	33:04	30:22	30:11	31:19	33:41	29:40	29:43	32:51	37:42	
3rd Down Conv.	6-of-20	7-of-14	7-of-13	6-of-18	5-of-17	3-of-13	8-of-14	7-of-11	8-of-12	4-of-13	
	7-of-16	2-of-17	4-of-11	7-of-15	2-of-16	6-of-17	4-of-16	3-of-12	7-of-18	7-of-19	
4th Down Conv.	0-of-1	0-of-1	1-of-1	2-of-3	0-of-1	0-of-1	0-of-0	0-of-0	0-of-0	2-of-3	
	2-of-2	0-of-1	1-of-1	0-of-0	0-of-2	2-of-2	0-of-2	0-of-1	3-of-4	3-of-5	
Turnovers	2	2	0	3	2	2	0	1	2	0	
	2	0	4	0	2	1	2	3	2	0	
Penalties-Yds.	3-35	7-96	11-133	7-63	8-65	3-24	2-24	6-49	4-42	3-21	
	4-45	13-153	7-66	9-70	6-61	3-14	6-40	9-45	11-99	6-40	
Sacks By-Yds.	2-22	2-12	1-2	1-3	1-2	0-0	2-9	3-20	1-1	0-0	
	2-16	0-0	2-16	4-34	1-6	4-18	0-0	4-28	1-1	1-9	



# 2014 SAMFORD FOOTBALL

## Turnover Battle

Game	SAM F-I-Tot.	OPPT PoTO	OPPT F-I-Tot.	SAM PoTO
TCU	1-1-2	10	1-1-2	7
Stillman	1-1-2	0	0-0-0	0
VMI	0-0-0	0	2-2-4	28
Chattanooga	0-3-3	17	0-0-0	0
Mercer	2-0-2	3	0-2-2	0
Wofford	1-1-2	7	0-1-1	3
Furman	0-0-0	0	0-2-2	14
Concordia	1-0-1	0	2-1-3	10
WCU	2-0-2	7	0-2-2	7
Citadel	0-0-0	0	0-0-0	0
Auburn				

## Big Offensive Plays (30+ yards)

### Samford

Yards	Play	Opp.	Qtr.	TD
68	Larry run	VMI	3	Y
62	Eubank pass to Hamilton	FUR	1	Y
61	Williams rush	VMI	1	Y
43	Eubank pass to Obajimi	CC	1	Y
42	Williams rush	VMI	2	N
39	Eubank pass to Hamilton	UTC	3	N
37	Eubank pass to Hamilton	WCU	2	Y
36	Clark rush	SC	2	Y
35	Johns pass to Larry	FUR	2	Y
35	Eubank pass to Gates	WCU	1	Y
32	Eubank pass to Schmitt	TCU	2	N
32	Eubank pass to Clay	MER	1	N
32	Eubank pass to Hamilton	WCU	2	N
31	Eubank rush	UTC	1	N
31	Williams rush	WOF	3	N
31	Eubank pass to Philpot	CIT	2	Y
30	Gates rush	SC	3	N
30	Barnett rush	CC	2	N

### Opponent

Yards	Play	Opp.	Qtr.	TD
54	Miller rush	CIT	4	N
52	Huesdman rush	UTC	4	N
48	Russ pass to Curtis	MER	1	N
48	Long rush	WOF	3	N
44	Mitchell pass to Benson	WCU	2	N
38	Boykin pass to Listenbee	TCU	1	Y
37	Mitchell pass to Moore	WCU	4	N
36	Boykin pass to Listenbee	TCU	3	N
35	Huesman pass to Board	UTC	1	N
34	K. Williams rush	UTC	1	Y
33	Esther rush	SC	4	N

## Red Zone

Samford	No.	TD	FG	Failed	Pct.
TCU	1	1	0	0	100.0
Stillman	7	6	0	1	85.7
VMI	5	5	0	0	100.0
Chattanooga	3	1	1	1	66.6
Mercer	3	2	0	1	66.6
Wofford	4	2	2	0	100.0
Furman	5	3	1	1	80.0
Concordia	7	4	2	1	85.7
WCU	5	2	1	2	60.0
Citadel	3	2	0	1	66.6
Auburn					

Opponent	No.	TD	FG	Failed	Pct.
TCU	7	5	2	0	100.0
Stillman	0	0	0	0	0.0
VMI	3	3	0	0	100.0
Chattanooga	4	3	1	0	100.0
Mercer	3	1	1	1	66.6
Wofford	3	3	0	0	100.0
Furman	1	0	0	1	0.0
Concordia	0	0	0	0	0.0
WCU	3	3	0	0	100.0
Citadel	3	2	1	0	100.0
Auburn					

## Points Off Turnovers

Game	SAM	OPP	W/L
TCU	7	10	L
Stillman	0	0	W
VMI	28	0	W
Chattanooga	0	17	L
Mercer	0	3	W
Wofford	3	7	L
Furman	14	0	W
Concordia	10	0	W
WCU	7	7	W
Citadel	0	0	W
Auburn			

## 3rd Down Conversions

Game	SAM	OPP	W/L
TCU	6-of-20	7-of-16	L
Stillman	7-of-14	2-of-17	W
VMI	7-of-13	4-of-11	W
Chattanooga	6-of-18	7-of-15	L
Mercer	5-of-17	2-of-16	W
Wofford	3-of-13	6-of-16	L
Furman	8-of-14	4-of-16	W
Concordia	7-of-11	3-of-12	W
WCU	8-of-12	7-of-18	W
Citadel	4-of-13	7-of-19	W
Auburn			

## 4th Down Conversions

Game	SAM	OPP	W/L
TCU	0-of-1	2-of-2	L
Stillman	0-of-1	0-of-1	W
VMI	1-of-1	1-of-1	W
Chattanooga	2-of-3	0-of-0	L
Mercer	0-of-1	0-of-2	W
Wofford	0-of-1	2-of-2	L
Furman	0-of-0	0-of-2	W
Concordia	0-of-0	0-of-1	W
WCU	0-of-0	3-of-4	W
Citadel	2-of-3	3-of-5	W
Auburn			

**Game 1**  
**TCU 48, Samford 14**  
**Aug. 30, 2014**  
**Amon G. Carter Stadium, Fort Worth, Texas., 40,094**

FORT WORTH, Texas. – Samford dropped its season opener at TCU, falling to the Horned Frogs by a score of 48-14 at Amon G. Carter Stadium.

In the loss for Samford, quarterback Michael Eubank completed 8-of-15 passes for 63 yards and an interception. Eubank also led the Samford running game with 16 rushes for 46 yards. Denzel Williams rushed 15 times for 22 yards and one touchdown. Devon Schmitt caught one pass for 32 yards, while Tony Philpot had a catch for 14 yards.

On defense for Samford, Jaquiski Tartt and Justin Cooper had 11 tackles each. Jamerson Blount had 10 tackles and an interception he returned 55 yards for a touchdown. On special teams Greg Peranich punted 10 times for an average of 47.5 yards per kick.

TCU struck on the opening drive of the game. B.J. Catalon scored on a two-yard run with 13:00 to go in the first quarter. The score gave the Horned Frogs a 7-0 lead. The Horned Frogs scored again two drives later when Trevone Boykin hit Kolby Listenbee for a 38-yard scored. The PAT made the score 14-0 with 7:09 left in the opening period.

TCU added to its lead on its first drive of the second quarter. Boykin hit David Porter for a 19-yard touchdown with 14:36 to go before halftime. The score gave TCU a 21-0 lead. The touchdown was set up when TCU's Paul Dawson intercepted a Samford pass, giving the Horned Frogs the ball at the Samford 19-yard line. The Horned Frogs pushed their lead to 24-0 when Jaden Oberkrom kicked a 22-yard field goal with 7:07 left in the second quarter.

Samford put its first points on the scoreboard late in the second quarter. Williams scored on a two-yard run to cut the TCU lead to 24-7 with 3:30 left in the second quarter. The score capped a 10-play, 75-yard drive that took 3:37 off of the clock.

TCU added to its lead when Boykin scored on a one-yard run with 7:54 left in the third quarter. The score pushed the Horned Frogs' lead to 31-7. Oberkrom added another field goal, this one from 25-yards out with 6:27 to play in the third quarter to make the score 34-7. The drive was set up when TCU's Dawson recovered a Bulldog fumble at the SU 14-yard line.

The Horned Frogs added to their lead early in the fourth quarter. Trevorris Johnson scored on a seven-yard run with 10:50 to go in the game. The touchdown made the score 41-7. TCU's Matt Joeckel hit Listenbee for a two-yard score with 9:25 left to push the Horned Frogs' lead to 48-7.

Samford put the final points on the scoreboard late in the fourth quarter. Blount picked off a TCU pass and returned it 55 yards for a touchdown with 5:08 to go to make the final score 48-14.

Score by Quarters	1	2	3	4	Final
Samford	0	7	0	7	14
TCU	14	10	10	14	48

**Scoring Summary**

1st 13:00 TCU - Catalon, B.J. 2 yd run (Oberkrom, Jaden kick), 8-75 2:00  
07:09 TCU - Listenbee, K. 38 yd pass from Boykin, Trevone (Oberkrom, Jaden kick), 5-58 1:19  
2nd 14:36 TCU - Porter, David 19 yd pass from Boykin, Trevone (Oberkrom, Jaden kick), 1-19 0:05  
07:07 TCU - Oberkrom, Jaden 22 yd field goal, 13-56 5:51  
03:30 SAM - Denzel Williams 2 yd run (W. Handrahan kick), 10-75 3:37  
3rd 07:54 TCU - Boykin, Trevone 1 yd run (Oberkrom, Jaden kick), 6-59 1:28  
06:27 TCU - Oberkrom, Jaden 25 yd field goal, 4-6 0:43  
4th 10:50 TCU - Johnson, T. 7 yd run (Oberkrom, Jaden kick), 15-99 4:11  
09:25 TCU - Listenbee, K. 2 yd pass from Joeckel, Matt (Oberkrom, Jaden kick), 1-15 0:09  
05:08 SAM - Jamerson Blount 55 yd interception return (W. Handrahan kick)

	SAM	TCU
FIRST DOWNS	9	33
RUSHES-YARDS (NET)	47-87	46-200
PASSING YDS (NET)	56	355
Passes Att-Comp-Int	20-10-1	50-33-1
TOTAL OFFENSE PLAYS-YARDS	67-143	96-555
Fumble Returns-Yards	0-0	0-0
Punt Returns-Yards	1--4	6-21
Kickoff Returns-Yards	1-6	2-41
Interception Returns-Yards	1-55	1-3
Punts (Number-Avg)	10-47.5	5-48.2
Fumbles-Lost	3-1	3-1
Penalties-Yards	3-35	4-45
Possession Time	27:45	32:15
Third-Down Conversions	6 of 20	7 of 16
Fourth-Down Conversions	0 of 1	2 of 2
Red-Zone Scores-Chances	1-1	7-7
Sacks By: Number-Yards	2-22	2-16

**RUSHING:** Samford-Michael Eubank 16-46; Denzel Williams 15-22; Jeremiaha Gates 5-20; Jake Wilks 3-5; Krondis Larry 4-5; Malik Johns 1-4; Carson Barnett 2-minus 3; Austin Barnard 1-minus 12. TCU-Johnson, T. 8-43; Catalon, B.J. 10-38; Hicks, Kyle 9-33; Boykin, Trevone 10-29; Gray, Deante' 3-29; Green, Aaron 5-18; Joeckel, Matt 1-10.

**PASSING:** Samford-Michael Eubank 8-15-1-63; Carson Barnett 2-5-0-minus 7. TCU-Boykin, Trevone 29-41-0-320; Joeckel, Matt 4-8-1-35; Echols-Luper, C 0-1-0-0.

**RECEIVING:** Samford-Denzel Williams 3-1; Jeremy Brown 2-8; Robert Clark 2-0; Devon Schmitt 1-32; Tony Philpot 1-14; Malik Johns 1-1. TCU-Slanina, Ty 6-60; Porter, David 5-54; Gray, Deante' 4-37; Listenbee, K. 3-76; White, Desmon 3-16; Catalon, B.J. 3-13; Doctson, Josh 2-19; Story, Ja'Juan 2-18; Johnson, T. 1-23; Echols-Luper, C 1-15; Moore, Jordan 1-14; Porter, Emanuel 1-8; Hicks, Kyle 1-2.

**INTERCEPTIONS:** Samford-Jamerson Blount 1-55. TCU-Dawson, Paul 1-3.

**FUMBLES:** Samford-Michael Eubank 2-1; Robert Clark 1-0. TCU-Slanina, Ty 1-0; Echols-Luper, C 1-1; Gray, Deante' 1-0.

**Game 2**  
**Samford 52, Stillman 0**  
**Sept. 11, 2014**  
**Seibert Stadium, Birmingham, Ala., 4,968**

BIRMINGHAM, Ala. – The Samford football team rolled up 492 yards of total offense, while holding Stillman to just 185 yards on its way to a 52-0 win in the Bulldogs' home opener at Seibert Stadium.

Offensively for Samford, quarterback Michael Eubank completed 15-of-23 passes for 131 yards, one touchdown and one interception. Eubank also rushed four times for 50 yards in the win. Backup quarterback Carson Barnett played the majority of the second half, completing 5-of-6 passes for 54 yards.

Running back Denzel Williams rushed 15 times for 62 yards and three touchdowns, while Jeremiaha Gates carried the ball seven times for 63 yards and a touchdown. Robert Clark led all receivers with four catches for 68 yards. Clark also had two rushes for 48 yards and a touchdown, and he returned six punts for 61 yards, and one kickoff for 45 yards.

Defensively for Samford, Josh Killelt had six tackles, including two for a loss. Michael Pierce had two sacks for the Bulldog defense. On special teams, Greg Peranich averaged 43.7 yards on three punts. Warren Handrahan was 7-for-7 on extra points, and he was 1-for-2 on field goals. Handrahan made a 47-yard field goal and missed an attempt from 44-yards out.

Samford put the first points on the scoreboard midway through the first quarter. Williams scored on a one-yard run to cap a 13-play, 71-yard drive that took four minutes and 18 seconds off of the first-quarter clock. The score gave Samford a 7-0 lead with 6:06 to go in the opening period.

The Bulldogs added another touchdown when Eubank hit Malik Johns for a five-yard touchdown with 3:42 left in the first quarter. The six-play, 49-yard drive pushed Samford's lead to 14-0.

Samford added to its lead with three touchdowns in the second quarter. Williams scored the first two touchdowns of the quarter on runs of 16 yards and 15 yards, respectively. Clark later scored on a 36-yard run with 9:18 left in the second quarter to push Samford's lead to 35-0. The Bulldogs took their 35-point lead into the locker room at halftime.

In the third quarter, Gates scored on a one-yard run with 6:49 to go to increase the lead to 42-0. With 3:38 left in the third quarter, Barnett scored on a five-yard run to make the score 49-0.

The lone points in the fourth quarter came on a Handrahan field goal. With 12:33 left in the game, Handrahan connected on a 47-yard try to give Samford a 52-0 lead.

The game marked Samford's first shutout since a 27-0 win over Jacksonville in 2009.

Score by Quarters	1	2	3	4	Final
Stillman	0	0	0	0	0
Samford	14	21	14	3	52

**Scoring Summary**

1st 06:06 SAM - Denzel Williams 1 yd run (W. Handrahan kick), 13-71 4:18  
 03:42 SAM - Malik Johns 5 yd pass from Michael Eubank (W. Handrahan kick), 6-49 1:12  
 2nd 13:57 SAM - Denzel Williams 16 yd run (W. Handrahan kick), 8-42 2:44  
 11:42 SAM - Denzel Williams 15 yd run (W. Handrahan kick), 3-64 0:25  
 09:18 SAM - Robert Clark 36 yd run (W. Handrahan kick), 1-36 0:13  
 3rd 06:49 SAM - Jeremiaha Gates 1 yd run (W. Handrahan kick), 3-57 0:28  
 03:38 SAM - Carson Barnett 5 yd run (W. Handrahan kick), 5-43 1:00  
 4th 12:33 SAM - W. Handrahan 47 yd field goal, 8-55 3:33

	SC	SAM
FIRST DOWNS	9	26
RUSHES-YARDS (NET)	50-165	46-294
PASSING YDS (NET)	20	198
Passes Att-Comp-Int	13-4-0	31-22-1
TOTAL OFFENSE PLAYS-YARDS	63-185	77-492
Fumble Returns-Yards	0-0	0-0
Punt Returns-Yards	0-0	8-62
Kickoff Returns-Yards	7-169	1-45
Interception Returns-Yards	1-15	0-0
Punts (Number-Avg)	14-33.6	4-40.8
Fumbles-Lost	2-0	1-1
Penalties-Yards	13-153	7-96
Possession Time	33:04	26:56
Third-Down Conversions	2 of 17	7 of 14
Fourth-Down Conversions	0 of 1	0 of 1
Red-Zone Scores-Chances	0-0	6-7
Sacks By: Number-Yards	0-0	2-12

RUSHING: Stillman College-J. Esther 12-72; Jov. Thurmon 12-62; R. Johnson 9-34; B. Standifer 3-11; J. Hooks 3-3; J. Luke 1-0; H. Cain 1-minus 2; M. McAfee 1-minus 3; D. Purnell 1-minus 4; J. Straughan 7-minus 8. Samford-Jeremiaha Gates 7-63; Denzel Williams 15-62; Michael Eubank 4-50; Robert Clark 2-48; Carson Barnett 3-37; Khalil Norman 3-11; Jake Wilks 8-10; Albert Mitchell 1-10; Drew Pederson 2-7; Matt Azemar 1-minus 4.

PASSING: Stillman College-J. Straughan 3-10-0-8; B. Standifer 1-3-0-12. Samford-Michael Eubank 15-23-1-131; Carson Barnett 5-6-0-54; Albert Mitchell 1-1-0-11; Drew Pederson 1-1-0-2.

RECEIVING: Stillman College-D. Purnell 2-2; H. Cain 1-12; D. Gilmore 1-6. Samford-Robert Clark 4-68; Karel Hamilton 4-27; Jeremy Brown 3-24; Denzel Williams 2-25; Malik Johns 2-16; Gavin Sinclair 2-11; Troy Forrest 2-9; Justin Anderson 1-11; Jake Wilks 1-5; Jeremiaha Gates 1-2.

INTERCEPTIONS: Stillman College-D. Huff 1-15. Samford-None.

FUMBLES: Stillman College-M. McAfee 1-0; J. Straughan 1-0. Samford-Robert Clark 1-1.

**Game 3**  
**Samford 63, VMI 21**  
**Sept. 20, 2014**  
**Seibert Stadium, Birmingham, Ala., 4,618**

BIRMINGHAM, Ala. – The Samford football team used a strong performance in all three phases of the game to take a 63-21 win over VMI in the Southern Conference opener for both teams at Seibert Stadium.

Individually for Samford, running back Denzel Williams rushed 16 times for a career-high 178 yards and two touchdowns. Krondis Larry had 10 rushes for a career-high 128 yards and a touchdown. Quarterback Michael Eubank rushed 11 times for 43 yards and four touchdowns. The four touchdowns by Eubank tie a school record. Eubank also completed 6-of-9 passes for 66 yards and a score.

Defensively for Samford, Jamie Major and Sam Pettway had seven total tackles each. Josh Kimberlin came up with two interceptions, while Justin Cooper and Jerry Mathis had a fumble recovery each.

Samford jumped on top quickly on its first drive of the game. On the Bulldogs' second play from scrimmage, Williams ran 61 yards for a touchdown. Warren Handrahan added the extra point to give Samford a 7-0 lead with 12:43 to go in the first quarter.

On VMI's next possession, Samford's Kimberlin intercepted an Al Cobb pass, giving Samford the ball at the VMI 23-yard line. On the next play, Eubank ran 23 yards for a score. Handrahan's PAT pushed Samford's lead to 14-0 with 10:37 left in the opening period.

Samford added another first-quarter score when Eubank hit Hamilton for a 25-yard touchdown with 5:47 left in the quarter. Handrahan's extra point stretched Samford's lead to 21-0.

On the ensuing VMI possession Kimberlin came up with his second interception of the game, giving Samford the ball at the VMI 45-yard line. Six plays later, Williams scored his second touchdown of the game, this one from four yards out with 3:08 left in the first quarter. Handrahan added the PAT for a 28-0 Samford lead.

The Bulldogs tacked on another touchdown midway through the second quarter. Eubank scored on a seven-yard run, and Handrahan's PAT gave Samford a 35-0 lead with 8:41 left in the second quarter. The drive was set up when Mathis recovered a VMI fumble at the Keydets' 15-yard line.

Eubank scored on two more runs in the second quarter. He scored from one yard out with 4:01 to play to make the score 42-0. He later scored on a 23-yard run with just four seconds left in the second quarter to send Samford to halftime with a 49-0 lead.

In the third quarter Samford added to its lead when Larry scored on a 68-yard run with 11:00 to go to make the score 56-0. VMI put its first points on the scoreboard when Jabari Turner scored on a five-yard run with 7:12 left in the third quarter to make the score 56-7. Samford added a touchdown late in the third quarter when Jeremiaha Gates scored on a five-yard run with 3:18 left to push the lead to 63-7.

VMI added two touchdowns in the fourth quarter. Turner scored on a one-yard run with 13:30 left in the game to cut the lead to 63-14. Deon Watts scored from four yards out with 3:53 left to make the final score 63-21.

Score by Quarters	1	2	3	4	Final
VMI	0	0	7	14	21
Samford	28	21	14	0	63

**Scoring Summary**

1st 12:43 SAM - Denzel Williams 61 yd run (W. Handrahan kick), 2-55 0:39  
 10:37 SAM - Michael Eubank 23 yd run (W. Handrahan kick), 1-23 0:06  
 05:47 SAM - Karel Hamilton 25 yd pass from Michael Eubank (W. Handrahan kick), 5-66 1:46  
 03:08 SAM - Denzel Williams 4 yd run (W. Handrahan kick), 6-45 2:25  
 2nd 08:41 SAM - Michael Eubank 7 yd run (W. Handrahan kick), 6-15 3:04  
 04:01 SAM - Michael Eubank 1 yd run (W. Handrahan kick), 7-27 3:05  
 00:04 SAM - Michael Eubank 23 yd run (W. Handrahan kick), 6-79 1:32  
 3rd 11:00 SAM - Krondis Larry 68 yd run (W. Handrahan kick), 1-68 0:13  
 07:12 VMI - Jabari Turner 5 yd run (D. Christopher kick), 8-59 3:41  
 03:18 SAM - Jeremiaha Gates 5 yd run (W. Handrahan kick), 10-68 3:46  
 4th 13:30 VMI - Jabari Turner 1 yd run (D. Christopher kick), 9-66 4:38  
 03:53 VMI - Deon Watts 4 yd run (D. Christopher kick), 12-68 7:08

	VMI	SAM
FIRST DOWNS	16	26
RUSHES-YARDS (NET)	29-119	55-433
PASSING YDS (NET)	145	92
Passes Att-Comp-Int	28-20-2	15-11-0
TOTAL OFFENSE PLAYS-YARDS	57-264	70-525
Fumble Returns-Yards	0-0	0-0
Punt Returns-Yards	1-11	1--2
Kickoff Returns-Yards	8-131	3-69
Interception Returns-Yards	0-0	2-33
Punts (Number-Avg)	4-35.5	3-39.7
Fumbles-Lost	2-2	1-0
Penalties-Yards	7-66	11-133
Possession Time	30:22	29:38
Third-Down Conversions	4 of 11	7 of 13
Fourth-Down Conversions	1 of 1	1 of 1
Red-Zone Scores-Chances	3-3	5-5
Sacks By: Number-Yards	2-16	1-2

**RUSHING:** VMI-Jabari Turner 15-66; Deon Watts 12-47; Al Cobb 2-6. Samford-Denzel Williams 16-178; Krondis Larry 10-128; Michael Eubank 11-43; Anthony Preston 5-37; Jeremiaha Gates 6-34; Carson Barnett 3-11; Robert Clark 1-6; Drew Pederson 1-2; Malik Johns 1-minus 2; TEAM 1-minus 4.

**PASSING:** VMI-AI Cobb 18-25-2-117; Hayden Alford 2-3-0-28. Samford-Michael Eubank 6-9-0-66; Carson Barnett 5-6-0-26.

**RECEIVING:** VMI-Deon Watts 6-50; Dane Forlines 4-25; Chad Jacob 3-27; Aaron Sanders 2-15; M. Nicholson 2-4; Jabari Turner 1-17; Doug Burton 1-4; Andrew Lewis 1-3. Samford-Karel Hamilton 2-49; Robert Clark 2-8; E. Obajimi 1-19; Kelvin Clay 1-11; Denzel Williams 1-7; Devon Schmitt 1-5; Jeremiaha Gates 1-minus 1; Krondis Larry 1-minus 2; Malik Johns 1-minus 4.

**INTERCEPTIONS:** VMI-None. Samford-Josh Kimberlin 2-33.

**FUMBLES:** VMI-Deon Watts 2-2. Samford-Robert Clark 1-0.

**Game 4**  
**#14 Chattanooga 38, Samford 24**  
**Sept. 27, 2014**  
**Finley Stadium, Chattanooga, Tenn., 8,872**

CHATTANOOGA, Tenn. – The Samford football team dropped a 38-24 Southern Conference decision at 14th-ranked Chattanooga at Finley Stadium.

In the loss, Samford was led offensively by wide receiver Karel Hamilton with six catches for a career-high 129 yards and two touchdowns. Michael Eubank completed 18-of-33 passes for a career-high 244 yards, two touchdowns and three interceptions. Denzel Williams rushed 21 times for 78 yards and one touchdown.

Justin Cooper led the Samford defense with 13 tackles, including 11 solo stops. Trey Wesley and Jaquiski Tartt had six tackles each.

For Chattanooga, Keon Williams rushed 21 times for 131 yards and two touchdowns. Jacob Huesman completed 11-of-19 passes for 91 yards.

Samford took the lead on the opening drive of the game. Warren Handrahan kicked a 19-yard field goal with 10:25 left in the first quarter to give the Bulldogs a 3-0 lead. The kick capped a 13-play, 73-yard drive that took 4:35 off the first quarter clock.

Chattanooga took the lead for good on its first offensive possession. Williams scored on a 34-yard run with 8:54 to go in the first quarter for a 7-3 UTC lead.

The Mocs added to their lead when Henrique Ribeiro kicked a 31-yard field goal with 2:52 left in the first quarter to make the score 10-3. The possession was set up when Lucas Webb intercepted a Eubank pass, giving the Mocs the ball at the Samford 46-yard line.

Chattanooga added another score before the end of the first quarter. Tommy Hudson returned a Samford punt 66 yards for a touchdown with 51 seconds left in the first quarter. The score pushed UTC's lead to 17-3.

The only scoring in the second quarter came when Chattanooga's Huesman scored on a one-yard run with 1:40 left in the second quarter. The score gave Chattanooga a 24-3 lead heading into halftime. Chattanooga's Sema'je Kendall intercepted a Eubank pass, giving Chattanooga the ball at the Mocs' 36-yard line to set up the drive.

Samford began to come back early in the second half. Williams scored on a nine-yard run on Samford's opening offensive drive of the second half. The score cut the UTC lead to 24-10 with 11:14 left in the third quarter.

The Bulldogs struck again on their next drive. Eubank hit Hamilton for a 24-yard touchdown with 8:09 left in the third quarter. The score pulled Samford to within one score at 24-17.

Chattanooga extended its lead to 31-17 early in the fourth quarter. Chattanooga's Williams scored on a seven-yard run with 11:21 left in the contest to make it a two-possession game. The Mocs added another score when Huesman scored on a one-yard run with 5:19 to go to make the score 38-17.

Samford came back with another score when Eubank hit Hamilton for a 23-yard touchdown with 2:08 to play to cut the lead to 38-24. Samford recovered the on-side kick, but the Bulldogs were unable to score again, ending the game in a 38-24 Chattanooga victory.

Score by Quarters	1	2	3	4	Final
Samford	3	0	14	7	24
Chattanooga	17	7	0	14	38

**Scoring Summary**

1st 10:25 SAM - W. Handrahan 19 yd field goal, 13-73 4:35

08:54 UTC - Keon Williams 34 yd run (H. Ribeiro kick), 4-76 1:26

02:52 UTC - H. Ribeiro 31 yd field goal, 7-32 3:52

00:51 UTC - Tommy Hudson 66 yd punt return (H. Ribeiro kick)

2nd 01:40 UTC - Jacob Huesman 1 yd run (H. Ribeiro kick), 11-64 5:20

3rd 11:14 SAM - Denzel Williams 9 yd run (W. Handrahan kick), 4-64 0:52

08:09 SAM - Karel Hamilton 24 yd pass from Michael Eubank (W. Handrahan kick), 6-56 1:29

4th 11:21 UTC - Keon Williams 7 yd run (H. Ribeiro kick), 4-19 1:35

05:19 UTC - Jacob Huesman 1 yd run (H. Ribeiro kick), 6-62 3:47

02:08 SAM - Karel Hamilton 23 yd pass from Michael Eubank (W. Handrahan kick), 9-67 3:03

	SAM	UTC
FIRST DOWNS	19	12
RUSHES-YARDS (NET)	48-137	43-252
PASSING YDS (NET)	244	91
Passes Att-Comp-Int	33-18-3	19-11-0
TOTAL OFFENSE PLAYS-YARDS	81-381	62-343
Fumble Returns-Yards	0-0	0-0
Punt Returns-Yards	1-26	1-66
Kickoff Returns-Yards	3-55	3-60
Interception Returns-Yards	0-0	3-22
Punts (Number-Avg)	7-40.9	8-42.8
Fumbles-Lost	3-0	0-0
Penalties-Yards	7-63	9-70
Possession Time	29:49	30:11
Third-Down Conversions	6 of 18	7 of 15
Fourth-Down Conversions	2 of 3	0 of 0
Red-Zone Scores-Chances	2-3	4-4
Sacks By: Number-Yards	1-3	4-34

**RUSHING:** Samford-Denzel Williams 21-78; Michael Eubank 22-51; E. Obajimi 1-4; Krondis Larry 4-4. Chattanooga-Keon Williams 21-131; Jacob Huesman 16-86; R. Bagley 3-26; Derrick Craine 2-9; TEAM 1-0.

**PASSING:** Samford-Michael Eubank 18-33-3-244. Chattanooga-Jacob Huesman 11-19-0-91.

**RECEIVING:** Samford-Karel Hamilton 6-129; Kelvin Clay 3-43; E. Obajimi 2-19; Denzel Williams 2-11; Gavin Sinclair 2-10; Malik Johns 1-14; Robert Clark 2-18. Chattanooga-Tommy Hudson 4-2; R. Bagley 2-39; C.J. Board 2-38; Derrick Craine 2-7; Troy Dye 1-5.

**INTERCEPTIONS:** Samford-None. Chattanooga-Lucas Webb 2-22; Sema'je Kendall 1-0.

**FUMBLES:** Samford-Michael Eubank 2-0; Denzel Williams 1-0. Chattanooga-None.

**Game 5**  
**Samford 21, Mercer 18**  
**Oct. 4, 2014**  
**Seibert Stadium, Birmingham, Ala., 8,713**

BIRMINGHAM, Ala. – The Samford football team earned a 21-18 Southern Conference win over the Mercer Bears at Seibert Stadium.

Samford junior quarterback Michael Eubank completed 24-of-40 passes for a career-high 262 yards and a touchdown. Wide receiver Karel Hamilton caught 10 passes for 101 yards, while running back Denzel Williams rushed 18 times for 66 yards and two touchdowns.

On defense for Samford, senior safety Jaquiski Tartt had eight tackles, all solo, and an interception. Senior cornerback Brandon Nettles also had an interception in the win. Senior punter Greg Peranich had eight punts for an average of 42.4 yards, placing three kicks inside the 20-yard line.

Mercer was led by quarterback John Russ, completing 11-of-23 passes for 148 yards and two interceptions. Running back Alex Lakes rushed 16 times for 56 yards for the Bears

Samford struck first on its second offensive possession of the game. Williams scored on a two-yard run with 8:54 left in the first quarter to give Samford a 7-0 lead. The score capped a five-play, 65-yard drive that took 58 seconds off the clock.

Mercer put its first points on the scoreboard when Jagger Lieb kicked a 37-yard field goal with 2:34 left in the first quarter to cut the Samford lead to 7-3. The drive was set up when Mercer's Lee Bennett recovered a Samford fumble at the Mercer 32-yard line.

Samford added to its lead when Williams scored on a three-yard run with 5:57 to go in the second quarter. The score pushed Samford's lead to 14-3. Mercer's John Russ scored on a one-yard run with 1:18 left in the second quarter to send the teams to halftime with Samford holding a 14-10 advantage.

In the third quarter, Eubank hit Gavin Sinclair for a 24-yard touchdown with 8:32 left in the quarter. The score pushed Samford's lead to 21-10.

The score stayed 21-10 until late in the fourth quarter. Mercer's Chandler Curtis returned a Samford punt 99 yards for a touchdown with 54 seconds left in the game. Russ then scored on the two-point conversion to cut the Samford lead to 21-18.

After the touchdown, Mercer attempted an on-side kick, but Samford's Jeremiaha Gates recovered for the Bulldogs, sealing the Samford win.

As a team, Samford finished with 365 yards of total offense, compared to 262 for Mercer. Each team committed two turnovers in the contest.

Score by Quarters	1	2	3	4	Final
Mercer	3	7	0	8	18
Samford	7	7	7	0	21

**Scoring Summary**

1st 08:54 SAM - Denzel Williams 2 yd run (W. Handrahan kick), 5-65 0:58

02:34 MER - Jagger Lieb 37 yd field goal, 9-49 3:43

2nd 05:57 SAM - Denzel Williams 3 yd run (W. Handrahan kick), 7-50 1:40

01:18 MER - John Russ 1 yd run (Jagger Lieb kick), 11-75 4:39

3rd 08:32 SAM - Gavin Sinclair 24 yd pass from Michael Eubank (W. Handrahan kick), 9-61 4:21

4th 00:54 MER - Chandler Curtis 99 yd punt return (John Russ rush)

	MER	SAM
FIRST DOWNS	11	19
RUSHES-YARDS (NET)	42-114	34-103
PASSING YDS (NET)	148	262
Passes Att-Comp-Int	23-11-2	40-24-0
TOTAL OFFENSE PLAYS-YARDS	65-262	74-365
Fumble Returns-Yards	0-0	0-0
Punt Returns-Yards	3-117	5-9
Kickoff Returns-Yards	3-59	3-44
Interception Returns-Yards	0-0	2-3
Punts (Number-Avg)	8-37.2	8-42.4
Fumbles-Lost	2-0	2-2
Penalties-Yards	6-61	8-65
Possession Time	31:19	28:41
Third-Down Conversions	2 of 16	5 of 17
Fourth-Down Conversions	0 of 2	0 of 1
Red-Zone Scores-Chances	2-3	2-3
Sacks By: Number-Yards	1-6	1-2

**RUSHING:** Mercer-Alex Lakes 16-56; John Russ 16-33; Tee Mitchell 5-18; Payton Usher 3-6; JeTarii Donald 2-1. Samford-Denzel Williams 18-66; Malik Johns 2-30; Michael Eubank 7-9; Jeremiaha Gates 3-6; TEAM 2-minus 3; Krondis Larry 2-minus 5.

**PASSING:** Mercer-John Russ 11-23-2-148. Samford-Michael Eubank 24-40-0-262.

**RECEIVING:** Mercer-JT Palmer 4-49; Chandler Curtis 3-75; Jordan Marshall 3-5; Josh Jones 1-19. Samford-Karel Hamilton 10-101; Gavin Sinclair 3-49; Denzel Williams 2-25; Jeremy Brown 2-11; Robert Clark 2-4; Kelvin Clay 1-32; Malik Johns 1-22; E. Obajimi 1-9; Devon Schmitt 1-5; Jeremiaha Gates 1-4.

**INTERCEPTIONS:** Mercer-None. Samford-Jaquiski Tartt 1-2; Brandon Nettles 1-1.

**FUMBLES:** Mercer-Alex Lakes 1-0; John Russ 1-0. Samford-Michael Eubank 1-1; Robert Clark 1-1.

**Game 6**  
**Wofford 24, Samford 20**  
**Oct. 18, 2014**  
**Seibert Stadium, Birmingham, Ala., 4,157**

BIRMINGHAM, Ala. -- Wofford quarterback Michael Weimer scored on a one-yard sneak with 4:34 to go in the game to give the Terriers a 24-20 win over Samford in Southern Conference football action at Seibert Stadium.

After the touchdown, Samford drove to the Wofford 24 yard line. On a fourth-and-one play, however, the Terrier defense held Samford to no gain, turning the ball over to Wofford.

The eventual game-winning touchdown by Weimer capped a 15-play, 75-yard drive that took seven minutes and 28 seconds off the fourth-quarter clock.

For Samford individually in the game, quarterback Michael Eubank completed 32-of-43 yards for a career-high 305 yards and one interception. Eubank also had one rushing touchdown in the contest.

Samford running back Denzel Williams rushed 12 times for 48 yards and a touchdown. Williams also caught five passes for 63 yards. Emmanuel Obajimi led all receivers with seven catches for 64 yards.

Justin Cooper led the Samford defense with 13 tackles, all solo. Jaquiski Tartt had 10 total tackles, including nine solo stops. James Bradberry had an interception for the Bulldog defense.

For Wofford, Lorenzo Long rushed 20 times for 128 yards. Weimer completed 7-of-13 passes for 67 yards, a touchdown and an interception. Weimer also rushed 11 times for 25 yards and a touchdown. Defensively, Kevin Thomas led the way with eight tackles.

Wofford jumped on top first late in the first quarter. David Marvin kicked a 44-yard field goal with 2:38 left in the period for a 3-0 Terrier lead. Wofford struck again before the end of the first quarter. After a Samford fumble gave the Terriers the ball at the Samford 16-yard line, Wofford scored five plays later on a three-yard run by Cam Flowers for a 10-0 Terrier lead with 13 seconds left in the first quarter.

Samford put its first point on the scoreboard midway through the second quarter. Warren Handrahan kicked a 23-yard field goal with 7:02 left before halftime to cut the Wofford lead to 10-3.

The Bulldogs tied the game late in the second quarter. Samford went on an 11-play, 75-yard drive that took one minute and 57 seconds, culminating in an eight-yard touchdown run by Eubank. The touchdown knotted the score at 10-10 with 41 seconds to go before halftime.

Wofford took the lead again on the first drive of the third quarter. Weimer hit Zach Muller for a three-yard touchdown with 11:13 left in the quarter. The score gave Wofford a 17-10 lead.

The Bulldogs tied the game on the ensuing drive. Williams scored on a one-yard run to cap a 10-play, 83-yard drive that lasted two minutes and 51 seconds to knot the score at 17-17.

Samford took its only lead of the game early in the fourth quarter. Bradberry intercepted a Wofford pass, giving Samford the ball at the Terriers' 18-yard line with 14:00 left in the game. Four plays later, Handrahan kicked a 34-yard field goal to give Samford a 20-17 lead with 12:02 remaining in the contest.

Score by Quarters	1	2	3	4	Final
Wofford	10	0	7	7	24
Samford	0	10	7	3	20

**Scoring Summary**

1st 02:38 WOF - David Marvin 44 yd field goal, 5-19 2:14  
 00:13 WOF - Cam Flowers 3 yd run (David Marvin kick), 5-16 2:15  
 2nd 07:02 SAM - W. Handrahan 23 yd field goal, 11-54 4:17  
 00:41 SAM - Michael Eubank 8 yd run (W. Handrahan kick), 11-75 1:57  
 3rd 11:13 WOF - Zach Muller 3 yd pass from Michael Weimer (David Marvin kick), 8-75 3:41  
 08:17 SAM - Denzel Williams 1 yd run (W. Handrahan kick), 10-83 2:51  
 4th 12:02 SAM - W. Handrahan 34 yd field goal, 4-1 1:58  
 04:34 WOF - Michael Weimer 1 yd run (David Marvin kick), 15-75 7:28

	WOF	SAM
FIRST DOWNS	12	19
RUSHES-YARDS (NET)	56-197	29-49
PASSING YDS (NET)	67	305
Passes Att-Comp-Int	13-7-1	43-32-1
TOTAL OFFENSE PLAYS-YARDS	69-264	72-354
Fumble Returns-Yards	0-0	0-0
Punt Returns-Yards	1-11	2--9
Kickoff Returns-Yards	4-85	4-73
Interception Returns-Yards	1-0	1-24
Punts (Number-Avg)	7-37.6	6-41.7
Fumbles-Lost	0-0	1-1
Penalties-Yards	3-14	3-24
Possession Time	33:41	26:19
Third-Down Conversions	6 of 17	3 of 13
Fourth-Down Conversions	2 of 2	0 of 1
Red-Zone Scores-Chances	3-3	4-4
Sacks By: Number-Yards	4-18	0-0

RUSHING: Wofford-Lorenzo Long 20-128; Michael Weimer 11-25; Chase Nelson 6-19; Ray Smith 9-19; Will Gay 4-13; Cam Flowers 4-minus 1; TEAM 1-minus 2; Will Irwin 1-minus 4. Samford-Denzel Williams 12-48; Michael Eubank 10-5; Krondis Larry 3-3; Jeremiaha Gates 1-0; E. Obajimi 1-0; Malik Johns 2-minus 7.

PASSING: Wofford-Michael Weimer 7-13-1-67. Samford-Michael Eubank 32-43-1-305.

RECEIVING: Wofford-Zach Muller 4-38; Ray Smith 2-20; Will Irwin 1-9. Samford-E. Obajimi 7-64; Denzel Williams 5-63; Gavin Sinclair 5-46; Malik Johns 5-34; Karel Hamilton 4-56; Kelvin Clay 3-21; Robert Clark 2-8; Jeremy Brown 1-13.

INTERCEPTIONS: Wofford-Brion Anderson 1-0. Samford-James Bradberry 1-24.

FUMBLES: Wofford-None. Samford-Michael Eubank 1-1.

**Game 7**  
**Samford 45, Furman 0**  
**Oct. 25, 2014**  
**Paladin Stadium, Greenville, S.C., 8,047**

GREENVILLE, S.C. – The Samford football team jumped on top early and never looked back on its way to a 45-0 Southern Conference win at Furman at Paladin Stadium.

The win marks the first time Samford has shut out a Southern Conference team since joining the league in 2008. The margin of victory is also the largest for Samford in SoCon play.

For Samford offensively, Karel Hamilton caught nine passes for a career-high 206 yards and a touchdown. Michael Eubank completed 22-of-33 passes for 314 yards and one touchdown. Eubank also caught one touchdown pass from wide receiver Malik Johns, who threw for two scores in the game. Denzel Williams rushed 19 times for 101 yards and two touchdowns.

Defensively for the Bulldogs, Jaquiski Tartt and Jamerson Blount had six tackles each. Blount and Justin Cooper had an interception each for Samford. On special teams, Deion Pierre blocked a punt, and Jay Galloway returned it for a 15-yard touchdown. Punter Greg Peranich punted four times for an average of 43.5 yards, placing two kicks inside the 20-yard line.

For Furman, P.J. Blazejewski completed 15-of-32 passes for 133 yards and two interceptions. Blazejewski also led Furman in rushing, with 12 carries for 51 yards. Andrej Suttles caught seven passes for 49 yards for the Paladins.

Samford jumped on top early in the first quarter. After the Samford defense stopped the Furman offense on the game's opening possession, Pierre blocked the Furman punt and Galloway scooped the ball up and ran 15 yards for his first collegiate touchdown, giving Samford a 7-0 lead with 13:31 left in the first quarter.

On Samford's first offensive play, Eubank hit Hamilton for a 62-yard touchdown. The score pushed Samford's lead to 14-0 with 12:20 to go in the opening period.

Samford added one more score in the first quarter when Williams scored on a 10-yard run for a 21-0 Samford lead with 5:03 left in the first quarter. The score was set up when Blount intercepted a Furman pass, giving Samford the ball at the Paladins' 27-yard line.

In the second quarter, Johns hit Krondis Larry on a 35-yard flea-flicker to make the score 28-0 with 9:22 left before halftime. Johns later hit Eubank for a four-yard touchdown on a reverse-pass for a 35-0 Samford lead with 2:03 left in the second quarter.

Williams scored his second touchdown of the game on a six-yard run with 14:04 left in the fourth quarter to push Samford's lead to 42-0. Reece Everett later kicked a 28-yard field goal with 7:51 to go to make the final score 45-0.

As a team, Samford finished the game with 540 yards of total offense, compared to 252 total yards for Furman. The Bulldogs had 381 passing yards and 159 rushing yards. Samford had 27 first downs in the game, while allowing Furman just 13. Samford committed just two penalties in the game.

Score by Quarters	1	2	3	4	Final
Samford	21	14	0	10	45
Furman	0	0	0	0	0

**Scoring Summary**

1st 13:31 SAM - Jay Galloway 15 yd blocked punt return (W. Handrahan kick)  
 12:20 SAM - Karel Hamilton 62 yd pass from Michael Eubank (W. Handrahan kick), 1-62 0:10  
 05:03 SAM - Denzel Williams 10 yd run (W. Handrahan kick), 2-27 0:16  
 2nd 09:22 SAM - Krondis Larry 35 yd pass from Malik Johns (W. Handrahan kick), 6-68 2:06  
 02:03 SAM - Michael Eubank 4 yd pass from Malik Johns (W. Handrahan kick), 5-42 1:06  
 4th 14:04 SAM - Denzel Williams 6 yd run (Reece Everett kick), 7-59 2:36  
 07:51 SAM - Reece Everett 28 yd field goal, 7-67 3:16

	SAM	FUR
FIRST DOWNS	27	13
RUSHES-YARDS (NET)	38-159	33-119
PASSING YDS (NET)	381	133
Passes Att-Comp-Int	37-26-0	34-15-2
TOTAL OFFENSE PLAYS-YARDS	75-540	67-252
Fumble Returns-Yards	0-0	0-0
Punt Returns-Yards	3-30	1-5
Kickoff Returns-Yards	0-0	6-121
Interception Returns-Yards	2-1	0-0
Punts (Number-Avg)	4-43.5	9-35.2
Fumbles-Lost	1-0	0-0
Penalties-Yards	2-24	6-40
Possession Time	30:20	29:40
Third-Down Conversions	8 of 14	4 of 16
Fourth-Down Conversions	0 of 0	0 of 2
Red-Zone Scores-Chances	4-5	0-1
Sacks By: Number-Yards	2-9	0-0

**RUSHING:** Samford-Denzel Williams 19-101; Jeremiaha Gates 7-43; Jake Wilks 4-24; Krondis Larry 5-7; TEAM 1-minus 2; Robert Clark 1-minus 5; Michael Eubank 1-minus 9. Furman-PJ Blazejewski 12-51; Issac Garcia 5-29; Hank McCloud 9-22; Dillon Woodruff 2-15; Antonio Wilcox 2-4; Andrej Suttles 1-2; Ernie Cain 1-0; TEAM 1-minus 4.

**PASSING:** Samford-Michael Eubank 22-33-0-314; Carson Barnett 2-2-0-28; Malik Johns 2-2-0-39. Furman-PJ Blazejewski 15-32-2-133; Dillon Woodruff 0-1-0-0; Logan McCarter 0-1-0-0.

**RECEIVING:** Samford-Karel Hamilton 9-206; Robert Clark 3-27; Gavin Sinclair 3-26; Krondis Larry 2-33; Malik Johns 2-28; Denzel Williams 2-11; Jeremiaha Gates 1-15; Tony Philpot 1-13; Jeremy Brown 1-10; Devon Schmitt 1-8; Michael Eubank 1-4. Furman-Andrej Suttles 7-49; J. Snellings 3-37; Duncan Fletcher 2-27; Chad Scott 1-14; Kevin Mall 1-6; Hank McCloud 1-0.

**INTERCEPTIONS:** Samford-Jamerson Blount 1-1; Justin Cooper 1-0. Furman-None.

**FUMBLES:** Samford-Michael Eubank 1-0. Furman-None.



**Game 8**  
**Samford 55, Concordia 0**  
**Nov. 1, 2014**  
**Seibert Stadium, Birmingham, Ala., 4,871**

BIRMINGHAM, Ala. – The Samford football team earned a 55-0 homecoming win over the Concordia Hornets at Seibert Stadium. Individually for Samford in the win, quarterback Michael Eubank completed 10-of-12 passes for 166 yards and two touchdowns. Carson Barnett completed 9-of-13 passes for 105 yards and two scores, while Drew Pederson completed his lone pass attempt for three yards. Albert Mitchell also saw time under center for the Bulldogs.

Denzel Williams led the running game, rushing 14 times for 78 yards and one touchdown. Jake Wilks had eight rushes for 68 yards and a touchdown. Emmanuel Obajimi caught five passes for 78 yards and a touchdown. Jeremy Brown had four catches for 57 yards and a touchdown, while Karel Hamilton caught three passes for 56 yards and a score.

Defensively for Samford, Justin Cooper had five tackles, including four solo stops and one forced fumble. Trey Wesley and Mitchell Smith had a fumble recovery each. Omari Williams had an interception, returning it for a touchdown. The interception and the score are both career firsts for Williams.

Concordia was led by Haratio Keller, completing 7-of-12 passes for 53 yards. Matthew Rowser rushed 15 times for 56 yards for the Hornets.

Samford scored on its first possession when Eubank hit Hamilton for a 24-yard touchdown to give the Bulldogs a 7-0 lead with 13:34 left in the first quarter. The Bulldogs struck again on their next drive when Eubank hit Obajimi for a 43-yard touchdown to make the score 14-0 with 8:48 left in the first quarter. On Samford's next possession, Williams scored on a four-yard run to give the Bulldogs a 21-0 lead with 5:00 left in the opening period.

The Bulldogs added to their lead early in the second quarter when Reece Everett kicked a 30-yard field goal to make the score 24-0 with 14:09 left in the second quarter. On Samford's next possession, Barnett hit Brown for a 17-yard touchdown with 8:34 left in the second quarter, pushing Samford's lead to 31-0.

In the third quarter, Barnett connected with Devon Schmitt for a six-yard touchdown to give the Bulldogs a 38-0 lead with 3:24 left in the quarter. With just 36 seconds left in the third quarter, Williams picked off a Concordia pass and returned it 18 yards for a touchdown to make the score 45-0.

Samford's Warren Handrahan kicked an 18-yard field goal with 12:55 left in the game to push Samford's lead to 48-0. The final score of the game came on a three-yard run by Wilks with 5:45 to go to make the final score 55-0.

As a team, Samford rolled up 533 yards of total offense, while the Bulldog defense held Concordia to just 114 total yards. Samford rushed for 259 yards and passed for 274 yards in the win.

Score by Quarters	1	2	3	4	Final
Concordia	0	0	0	0	0
Samford	21	10	14	10	55

**Scoring Summary**

1st 13:34 SAM - Karel Hamilton 24 yd pass from Michael Eubank (Reece Everett kick), 4-58 1:26  
 08:48 SAM - E. Obajimi 43 yd pass from Michael Eubank (Reece Everett kick), 7-76 2:24  
 05:00 SAM - Denzel Williams 4 yd run (Reece Everett kick), 6-49 2:03  
 2nd 14:09 SAM - Reece Everett 30 yd field goal, 10-56 3:15  
 08:34 SAM - Jeremy Brown 17 yd pass from Carson Barnett (Reece Everett kick), 8-62 3:25  
 3rd 03:24 SAM - Devon Schmitt 6 yd pass from Carson Barnett (Reece Everett kick), 4-16 1:46  
 00:36 SAM - Omari Williams 34 yd interception return (W. Handrahan kick)  
 4th 12:55 SAM - W. Handrahan 18 yd field goal, 4-8 1:57  
 05:45 SAM - Jake Wilks 3 yd run (W. Handrahan kick), 9-77 3:57

	CC	SAM
FIRST DOWNS	8	29
RUSHES-YARDS (NET)	31-51	49-259
PASSING YDS (NET)	63	274
Passes Att-Comp-Int	18-8-1	26-20-0
TOTAL OFFENSE PLAYS-YARDS	49-114	75-533
Fumble Returns-Yards	0-0	0-0
Punt Returns-Yards	0-0	3-31
Kickoff Returns-Yards	6-99	1-19
Interception Returns-Yards	0-0	1-34
Punts (Number-Avg)	7-39.4	0-0.0
Fumbles-Lost	4-2	2-1
Penalties-Yards	9-45	6-49
Possession Time	29:43	30:17
Third-Down Conversions	3 of 12	7 of 11
Fourth-Down Conversions	0 of 1	0 of 0
Red-Zone Scores-Chances	0-0	6-7
Sacks By: Number-Yards	4-28	3-20

**RUSHING:** Concordia-Matthew Rowser 15-56; Demetrius Bass 7-16; M. Browning 2-minus 1; Haratio Keller 7-minus 20. Samford-Denzel Williams 14-78; Jake Wilks 8-68; Krondis Larry 6-43; Carson Barnett 6-39; Anthony Preston 4-19; Jeremiaha Gates 3-10; Albert Mitchell 1-8; Khalil Norman 3-7; J. Boatright 1-2; Robert Clark 1-minus 5; Michael Eubank 2-minus 10.

**PASSING:** Concordia-Haratio Keller 7-12-0-53; Matthew Rowser 1-6-1-10. Samford-Carson Barnett 9-13-0-105; Michael Eubank 10-12-0-166; Drew Pederson 1-1-0-3.

**RECEIVING:** Concordia-Jareth Embry 3-31; M. Browning 3-8; Dontae' Parker 1-14; Chris Lee 1-10. Samford-E. Obajimi 5-78; Jeremy Brown 4-57; Karel Hamilton 3-56; Robert Clark 2-17; Kelvin Clay 1-19; Denzel Williams 1-17; R. Donaldson 1-12; Tony Philpot 1-9; Devon Schmitt 1-6; Jake Wilks 1-3.

**INTERCEPTIONS:** Concordia-None. Samford-Omari Williams 1-34.

**FUMBLES:** Concordia-Matthew Rowser 3-2; Haratio Keller 1-0. Samford-Kelvin Clay 1-0; Khalil Norman 1-1.

**Game 9**  
**Samford 34, Western Carolina 20**  
**Nov. 8, 2014**  
**Seibert Stadium, Birmingham, Ala., 4,689**

BIRMINGHAM, Ala. – Samford head football coach Pat Sullivan became the program's all-time winningest coach with a 34-20 win over Western Carolina at Seibert Stadium.

Sullivan has now won 46 games in his time as Samford, breaking the record held by former head coach Terry Bowden. The Bulldogs are now 6-3 overall and 4-2 in Southern Conference play. The win secures the Bulldogs' fourth-straight winning season, marking the longest streak for Samford since 1999. Western Carolina falls to 6-4 overall and 4-2 in SoCon play.

In the win for Samford, Denzel Williams rushed 27 times for 156 yards and two touchdowns. Michael Eubank completed 15-of-24 passes for 232 yards and two touchdowns, while Karel Hamilton caught seven passes for 115 yards and a touchdown.

Defensively for Samford, Justin Cooper had 14 tackles, including 13 solo stops and two tackles for loss. Josh Killett and Josh Kimberlin had an interception each for the Bulldogs. Reece Everett was good on both of his field goal attempts and all four of his extra-point attempts.

For Western Carolina, Troy Mitchell completed 26-of-40 passes for 262 yards, a touchdown and two interceptions. Mitchell also rushed for two touchdowns. Karnorris Benson caught seven passes for 91 yards, while Darius Ramsey rushed 18 times for 95 yards.

Samford took the lead on its first offensive possession. Eubank connected with Jeremiaha Gates for a 35-yard touchdown to give Samford a 7-0 lead with 8:55 left in the first quarter. The score capped a nine-play, 84-yard drive that took three minutes and 12 seconds off of the clock.

The Bulldogs struck again on their next offensive drive. Williams scored on a seven-yard run to make the score 14-0 with 2:51 left in the first quarter. The scoring drive was eight-plays, 64-yard and lasted two minutes and 55 seconds.

Samford added to its lead again early in the second quarter. Williams scored his second touchdown of the game, this one on a 13-yard run, giving Samford a 21-0 lead with 10:10 left in the quarter. The play capped an eight-play, 71-yard drive that took two minutes and 30 seconds off of the second-quarter clock.

The Bulldogs pushed their lead to 28-0 when Eubank hit Hamilton for a 37-yard touchdown. The score came with 5:44 left in the second quarter and it capped an eight-play, 79-yard drive that lasted two minutes and 23 seconds.

Western Carolina put its first points on the scoreboard when Mitchell scored on a three-yard run to make the score 28-7 with 2:25 left before halftime. The WCU scoring drive was eight plays, 75 yards and lasted three minutes and 19 seconds.

With 8:31 to go in the third quarter, Reece Everett kicked a 39-yard field goal to push the Bulldogs' lead to 31-7. WCU's Spearman Robinson caught a one-yard touchdown pass from Mitchell with 3:34 left in the third quarter. The two-point PAT attempt was no good, making the score 31-13.

In the fourth quarter, Everett kicked a 35-yard field goal with 10:20 left to push the Samford lead to 34-13. Mitchell later scored on a one-yard run with 48 seconds left to make the final score 34-20.

As a team, Samford finished with 461 yards of total offense, with 232 coming through the air and 229 coming on the ground. Western Carolina posted 396 total yards in the game.

Score by Quarters	1	2	3	4	Final
W. Carolina	0	7	6	7	20
Samford	14	14	3	3	34

**Scoring Summary**

1st 08:55 SAM - Jeremiaha Gates 35 yd pass from Michael Eubank (Reece Everett kick), 9-84 3:12

02:51 SAM - Denzel Williams 7 yd run (Reece Everett kick), 8-64 2:55

2nd 10:10 SAM - Denzel Williams 13 yd run (Reece Everett kick), 8-71 2:30

05:44 SAM - Karel Hamilton 37 yd pass from Michael Eubank (Reece Everett kick), 8-79 2:23

02:25 WCU - Troy Mitchell 3 yd run (Richard Sigmon kick), 8-75 3:19

3rd 08:31 SAM - Reece Everett 39 yd field goal, 4-8 1:50

03:34 WCU - S. Robinson 1 yd pass from Troy Mitchell (Troy Mitchell pass failed), 15-83 4:48

4th 10:20 SAM - Reece Everett 35 yd field goal, 10-55 3:53

00:48 WCU - Troy Mitchell 1 yd run (Richard Sigmon kick), 11-85 4:35

	WCU	SAM
FIRST DOWNS	19	25
RUSHES-YARDS (NET)	37-134	46-229
PASSING YDS (NET)	262	232
Passes Att-Comp-Int	40-26-2	25-15-0
TOTAL OFFENSE PLAYS-YARDS	77-396	71-461
Fumble Returns-Yards	0-0	0-0
Punt Returns-Yards	0-0	0-0
Kickoff Returns-Yards	5-106	2-67
Interception Returns-Yards	0-0	2-10
Punts (Number-Avg)	5-34.8	1-43.0
Fumbles-Lost	1-0	2-2
Penalties-Yards	11-99	4-42
Possession Time	32:51	27:09
Third-Down Conversions	7 of 18	8 of 12
Fourth-Down Conversions	3 of 4	0 of 0
Red-Zone Scores-Chances	3-3	3-5
Sacks By: Number-Yards	1-1	1-1

**RUSHING:** Western Carolina-Darius Ramsey 18-95; Troy Mitchell 11-26; Detrez Newsome 7-16; Willie Police 1-minus 3. Samford-Denzel Williams 27-156; Michael Eubank 7-38; Jeremiaha Gates 5-16; Krondis Larry 1-14; Malik Johns 3-8; Robert Clark 1-minus 1; TEAM 2-minus 2.

**PASSING:** Western Carolina-Troy Mitchell 26-40-2-262. Samford-Michael Eubank 15-24-0-232; Jeremiaha Gates 0-1-0-0.

**RECEIVING:** Western Carolina-K. Benson 7-91; Willie Police 6-40; S. Robinson 5-31; T. Robinson 4-42; Darius Ramsey 2-14; Jeff Moore 1-37; Tyler Sexton 1-7. Samford-Karel Hamilton 7-115; Malik Johns 2-31; E. Obajimi 2-26; Jeremiaha Gates 1-35; Tony Philpot 1-13; Gavin Sinclair 1-12; Denzel Williams 1-0.

**INTERCEPTIONS:** Western Carolina-None. Samford-Josh Killett 1-9; Josh Kimberlin 1-1.

**FUMBLES:** Western Carolina-Troy Mitchell 1-0. Samford-Denzel Williams 1-1; Jeremiaha Gates 1-1.

**Game 10**  
**Samford 20, The Citadel 17**  
**Nov. 15, 2014**  
**Johnson Hagood Stadium, Charleston, S.C., 7,638**

CHARLESTON, S.C. – Samford sophomore running back Denzel Williams scored on a two-yard run with just 17 seconds left to give the Bulldog football team a 20-17 Southern Conference win at The Citadel at Johnson Hagood Stadium.

Williams' score capped a nine-play, 72-yard game-winning drive that took a minute and 35 seconds. In the drive, Samford faced a 4th-and-10 from its own 43-yard line. Samford quarterback Michael Eubank hit Karel Hamilton for a 29-yard pass to The Citadel's 28-yard line. Eubank then connected with Robert Clark for a 26-yard gain to the two-yard line, setting up the game-winning run by Williams.

In the win for Samford, Eubank completed 18-of-28 passes for 228 yards and a touchdown. Hamilton caught five passes for 71 yards. Tony Philpot had four catches for 72 yards and a touchdown.

Williams rushed 19 times for 88 yards and a touchdown. Williams has now scored at least one rushing touchdown in all 10 of Samford's games so far this season. Krondis Larry also had a rushing touchdown for Samford.

Defensively for Samford, Justin Cooper had a career-high 17 tackles, including 15 solo stops. Omari Williams finished with a career-high 13 tackles, 11 solo. On special teams, punter Greg Peranich averaged 43.0 yards on five punts.

For The Citadel, quarterback Aaron Miller rushed 20 times for 125 yards and two touchdowns. Miller completed 5-of-12 passes for 60 yards. Tyler Renew rushed 23 times for 102 yards for The Citadel. Walker Smith led The Citadel's defense with 11 tackles, including eight solo stops.

The teams fought through a scoreless first quarter. Both teams missed field goals in the period, and both teams were stopped on 4th-and-short plays.

Samford broke the scoreless tie with a touchdown late in the second quarter. Eubank hit Philpot for a 31-yard touchdown with 3:39 left before halftime to give Samford a 7-0 lead. The score capped a six-play, 78-yard drive that lasted two minutes and 21 seconds.

The Citadel tied the score late in the third quarter. Miller scored on a two-yard run to make the score 7-7 with 1:21 left in the third quarter. The scoring drive was 14 plays, 91 yards and it took five minutes and 46 seconds off of the third-quarter clock.

The Citadel took the lead when Eric Goins kicked a 30-yard field goal to make the score 10-7 with 12:39 left in the fourth quarter. The kick capped a five-play, 55-yard drive that lasted two minutes and eight seconds.

Samford took the lead back when Larry scored on a 14-yard run with 8:39 to play. The extra point, however, was missed, keeping Samford's lead at 13-10. The scoring drive was 10 plays, 75 yards and lasted four minutes.

The Citadel answered when Miller scored on a four-yard run with 1:57 left in the game to give the home team a 17-13 lead. Miller's second rushing touchdown of the game capped a 14-play, 70-yard drive that lasted six minutes and 35 seconds.

As a team, Samford finished with 360 yards of total offense, while The Citadel had 419 total yards. The Citadel kept the ball for 37:42, compared to 22:18 for Samford.

The win marks the fourth-straight victory for Samford. The Bulldogs have now posted four-straight winning seasons and three-straight seven-win seasons.

Score by Quarters	1	2	3	4	Final
Samford	0	7	0	13	20
The Citadel	0	0	7	10	17

**Scoring Summary**

2nd 03:39 SAM - Tony Philpot 31 yd pass from Michael Eubank (Reece Everett kick), 6-78 2:21

3rd 01:21 CIT - Aaron Miller 2 yd run (Eric Goins kick), 14-91 5:46

4th 12:39 CIT - Eric Goins 30 yd field goal, 5-55 2:08

08:39 SAM - Krondis Larry 14 yd run (Reece Everett kick failed), 10-75 4:00

01:57 CIT - Aaron Miller 4 yd run (Eric Goins kick), 14-70 6:35

00:17 SAM - Denzel Williams 2 yd run (W. Handrahan kick), 9-72 1:35

	SAM	CIT
FIRST DOWNS	20	23
RUSHES-YARDS (NET)	35-132	76-359
PASSING YDS (NET)	228	60
Passes Att-Comp-Int	29-18-0	12-5-0
TOTAL OFFENSE PLAYS-YARDS	64-360	88-419
Fumble Returns-Yards	0-0	0-0
Punt Returns-Yards	0-0	2-16
Kickoff Returns-Yards	3-40	3-55
Interception Returns-Yards	0-0	0-0
Punts (Number-Avg)	5-43.0	4-39.2
Fumbles-Lost	1-0	2-0
Penalties-Yards	3-21	6-40
Possession Time	22:18	37:42
Third-Down Conversions	4 of 13	7 of 19
Fourth-Down Conversions	2 of 3	3 of 5
Red-Zone Scores-Chances	2-3	3-3
Sacks By: Number-Yards	0-0	1-9

**RUSHING:** Samford-Denzel Williams 19-88; Krondis Larry 3-18; Michael Eubank 7-12; Jeremiaha Gates 3-10; Malik Johns 2-7; Robert Clark 1-minus 3. The Citadel-Aaron Miller 20-125; Tyler Renew 23-102; Jake Stenson 11-55; Vinny Miller 9-48; Isiaha Smith 10-28; Reggie Williams 3-1.

**PASSING:** Samford-Michael Eubank 18-28-0-228; Malik Johns 0-1-0-0. The Citadel-Aaron Miller 5-12-0-60.

**RECEIVING:** Samford-Karel Hamilton 5-71; Tony Philpot 4-72; Denzel Williams 4-26; Robert Clark 1-26; E. Obajimi 1-16; Gavin Sinclair 1-12; Devon Schmitt 1-4; Krondis Larry 1-1. The Citadel-Jake Stenson 2-24; Vinny Miller 1-21; D. Schoultz 1-9; Brandon Eakins 1-6.

**INTERCEPTIONS:** Samford-None. The Citadel-None.

**FUMBLES:** Samford-Michael Eubank 1-0. The Citadel-Aaron Miller 1-0; Tyler Renew 1-0.

# 2014 SAMFORD FOOTBALL

## PAT SULLIVAN HEAD COACH



Pat Sullivan was hired as Samford's 35th head football coach on Dec. 1, 2006.

In his seven seasons as head coach, Sullivan has had a major impact on the program. In 2013, Sullivan guided the program to new heights. The Bulldogs won their first Southern Conference title, and the team earned the program's first NCAA Division I-FCS playoff bid since 1992.

The team also posted its third-straight winning season for the first time since 1999. The 2013 team won eight games overall, the most since 1992, and the team finished 6-2 in the SoCon, the team's best record in league play since joining the SoCon in 2008. The 2013 Bulldogs finished the season ranked 18th in the final FCS coaches poll and 19th in the final Sports Network poll.

The 2012 Bulldogs finished with an overall record of 7-4 and a Southern Conference mark of 5-3. At the time, the seven overall wins were the most for the program since 2003.

The 2012 team also earned the program's first two wins over ranked opponents since 1994, defeating No. 19 The Citadel and No. 6 Wofford during the season. The Bulldogs entered the rankings at No. 25 for the first time since 1993.

For his efforts, Sullivan was named the league's Co-Coach of the Year at the conclusion of the season. Also in 2012, four players, Ryan Dudchock, Nicholas Williams, Jaquiski Tartt and Cameron Yaw were named first team All-Conference. Three additional players, Fabian Truss, Jacob Kirschenbaum and Kelsey Pope were named second team All-Conference. Tartt was also named All-American after the 2012 season.

In 2011, the Bulldogs posting a record of 6-5 overall and 4-4 in Southern Conference play, after being picked to finish near the bottom of the league in the preseason. At the conclusion of the season, five Samford players were named All-Conference. Corey White and Truss were named first team All-Conference, while Dudchock, Pope and Yaw were named to the second team.

The 2010 senior class, Sullivan's first signing class at Samford, produced an All-American linebacker (Bryce Smith) and the all-time leading collegiate rusher in the history of the state of Alabama (Chris Evans).

In 2008, Sullivan led Samford to its first winning season since 2003 with a 6-5 overall record. The Bulldogs also finished tied for fourth in its first season in the Southern Conference after being picked to finish last in all of the league's preseason polls.

Following the 2008 season, five Samford players were named to the SoCon's All-Conference teams, including running back Evans, who became Samford's first running back to rush for more than 1,000 yards in back-to-back seasons. Freshman quarterback Dustin Taliaferro was also named the 2008 SoCon Freshman of the Year.

After the 2009 season, five Samford players were named to the SoCon's All-Conference team, and three more Bulldogs were named to the league's All-Freshman team.

In his first season as Samford's head coach in 2007 the program saw major improvements. The Bulldogs improved in nearly every offensive category from the 2006 season.

In addition to the successes on the field and in recruiting, Sullivan has made a major impact on the school's fundraising efforts. The Cooney Family Field House, which is named for Birmingham business executive and Samford graduate Gary Cooney was opened prior to the 2009 season in the south end zone of Seibert Stadium. The field house was funded completely from private donations.

Sullivan, the winner of the 1971 Heisman Trophy as a quarterback at Auburn University, is the 35th head football coach in Samford history. He came to Samford after serving on the coaching staff at the University of Alabama at Birmingham (UAB) since 1999.

"In every respect, Pat exemplifies the qualities that are important to Samford," Samford President Dr. Andrew Westmoreland said. "People are drawn to the strength of his character, his commitment to his student-athletes, his emphasis on performance in the classroom as well as on the field and his faith. In addition, his teams win. What more could we ask?"

While at UAB, Sullivan worked with the team's quarterbacks and was the offensive coordinator from 1999-2005. He served as the assistant head coach and running backs coach in 2006. He recruited and coached Darrell Hackney, the all-time leading passer in UAB history, and the third-leading passer in Conference USA history.

During Sullivan's time at UAB, the Blazers posted an overall record of 43-49, and the 2004 team earned the program's first bowl bid to the Sheraton Hawaii Bowl. Sullivan also has experience as a head coach at the Division I-FBS level, as he served as the head coach at TCU from 1992-97. He helped lead the Horned Frogs to back-to-back winning seasons for the first time in 42 years with records of 7-5 in 1994 and 6-5 in 1995. His 1994 team also earned a berth in the Independence Bowl, the school's first bowl bid in 10 years.

# 2014 SAMFORD FOOTBALL

Sullivan was named the 1994 Southwest Conference Coach of the Year. He also earned the Top Newcomer Award from American Football Quarterly in 1995 after taking the program from a 2-8-1 record in 1992 to the consecutive winning seasons in 1994 and 1995. His six-year record at TCU was 24-42-1.

Before becoming head coach at TCU, Sullivan spent six seasons as an assistant coach at his alma mater, Auburn University. Sullivan coached the quarterbacks at Auburn, coaching three of the top passers in the program's history (Jeff Burger, Reggie Slack and Stan White). Sullivan, working under head coach Pat Dye, helped Auburn win three Southeastern Conference championships (1987, '88, '89) and post an overall record of 52-16-3.

Sullivan, a 1972 graduate of Auburn, was a three-year starter at quarterback for the Tigers (1969-71). In addition to winning the Heisman Trophy, he was named an All-American and the SEC Player of the Year in 1970 and 1971. He helped lead Auburn to three post-season bowl appearances, and was named the MVP of the 1970 Gator Bowl and the 1971 Sugar Bowl.

Following his senior season, Sullivan was named the MVP of the 1972 Senior Bowl, and he played in the College All-Star Classic, taking on the Super Bowl champion Dallas Cowboys. Sullivan played professional football for five seasons with the Atlanta Falcons, Washington Redskins and San Francisco 49ers.

Sullivan is a member of the halls of fame for the Senior Bowl, Gator Bowl, Sugar Bowl, Alabama Sports, National Football and National High School. In the spring of 2014, Sullivan was honored by the Auburn Alumni Association with its Lifetime Achievement Award.

Sullivan has previous ties to Samford as his father, Jerry, played football at Samford (then Howard College) in 1949 and 1950. One of the elder Sullivan's teammates was Bobby Bowden.

Sullivan and his wife, Jean, have three children, daughter Kim, and twins Kelly and Patrick. The couple also has eight grandchildren, Alex, Jay, Mallory, Joseph, Taylor, Lucy, John Michael and Claire.

## SULLIVAN VS. ALL OPPONENTS

Appalachian State	1-5-0	North Carolina	0-2-0
Arkansas	0-1-0	Northwestern State	1-0-0
Auburn	0-1-0	Oklahoma	1-1-0
Austin Peay	0-1-0	Oklahoma State	1-1-0
Baylor	1-3-0	Presbyterian	1-0-0
BYU	0-2-0	Rice	2-4-0
Chattanooga	2-5-0	SMU	3-3-0
Concordia	1-0-0	Southeast Missouri	1-0-0
The Citadel	4-3-0	Southeastern Louisiana	0-1-0
Eastern Illinois	0-1-0	Stillman	2-0-0
Eastern Kentucky	0-1-0	Tennessee-Martin	0-1-0
Elon	3-3-0	Tennessee State	0-1-0
Faulkner	1-0-0	Tennessee Tech	1-0-0
Florida A&M	1-0-0	Texas	1-3-0
Florida State	0-1-0	Texas Christian (TCU)	0-1-0
Furman	3-4-0	Texas A&M	0-4-0
Gardner-Webb	2-0-0	Texas Tech	1-3-0
Georgia Southern	4-2-0	Tulane	3-1-0
Georgia State	1-0-0	Tulsa	1-1-0
Georgia Tech	0-1-0	UCF	0-1-0
Houston	3-1-0	UNLV	1-1-0
Iowa State	1-0-0	Utah	0-2-0
Jacksonville	1-0-0	UTEP	1-1-0
Jacksonville State	0-2-0	Vanderbilt	1-1-0
Kansas	1-3-0	Virginia	0-1-0
Kentucky	0-1-0	VMI	1-0-0
Mercer	1-0-0	West Alabama	2-0-0
Miami	0-1-0	West Georgia	1-0-0
Miles	1-0-0	Western Carolina	7-0-0
Mississippi	0-1-0	Western Michigan	0-0-1
New Mexico	2-3-0	Wofford	3-4-0
Newberry College	1-0-0	Totals	71-84-1

# 2014 SAMFORD FOOTBALL

## 2014 SAMFORD FOOTBALL NUMERICAL ROSTER

NO	NAME	POS	HT	WT	CL	HOMETOWN/PREV. SCHOOL
1	Kelvin Clay	WR	6-0	185	Sr.	Chattanooga, Tenn./Red Bank HS
2	Michael Eubank	QB	6-6	246	RS-Jr.	Corona, Calif./Arizona State
3	Karel Hamilton	WR	6-1	190	So.	Valrico, Fla./Strawberry Crest HS
4	Albert Mitchell	QB	6-3	195	RS-Fr.	Nashville, Tenn./Christ Presb. Acad.
5	Brinson Porter	DE	6-4	235	Sr.	Atlanta, Ga./Wesleyan HS
6	Jaquiski Tartt	DB	6-1	218	RS-Sr.	Mobile, Ala./Davidson HS
7	Gavin Sinclair	WR	5-11	165	Jr.	Ft. Lauderdale, Fla./Aquinas
8	Devlin Hodges	QB	6-2	210	Fr.	Kimberly, Ala./Mortimer-Jordan HS
9	Jeremiaha Gates	RB	5-10	216	Sr.	Ocala, Fla./Trinity Catholic HS
10	Josh Kimberlin	DB	6-1	205	Jr.	Olive Branch, Miss./So Baptist Educ.
11	Malik Johns	WR	5-10	170	Fr.	Dade City, Fla./Pasco HS
12	Omari Williams	DB	6-1	180	Fr.	Birmingham, Ala./Parker HS
13	Tyler Small	TE	6-4	220	RS-Fr.	Tampa, Fla./Jefferson HS
14	Carson Barnett	QB	6-1	197	RS-Jr.	Sharpsburg, Ga./Landmark Christian
15	Roosevelt Donaldson	DL	6-2	258	RS-So.	Cutler Bay, Fla./Western Michigan
16	Bruce Greer	DB	6-1	200	RS-Jr.	New Augusta, Miss./Perry Central HS
17	KronDIS Larry	RB	5-7	145	Fr.	Miami, Fla./Booker T. Washington HS
18	Drew Pederson	QB	6-3	215	RS-Fr.	Moorestown, N.J./Moorestown HS
18	C.J. Toomer	DB	5-11	215	Fr.	Anchorage, Ak./Service HS
19	Jeremy Brown	WR	6-5	220	RS-Jr.	Coral Springs, Fla./Coral Springs HS
20	Ryan White	DB	6-3	170	Fr.	Valdosta, Ga./Valwood HS
21	James Bradberry	DB	6-1	205	RS-Jr.	Pleasant Grove, Ala./Arkansas State
22	Cody Brooks	DB	6-1	215	RS-So.	Kellyton, Ala./Benjamin Russell HS
23	Justin Cooper	LB	6-2	230	RS-Jr.	Fort Lauderdale, Fla./Texas Tech
24	Trey Wesley	DB	6-1	192	RS-Jr.	Hiram, Ga./Hiram HS
25	Denzel Williams	RB	5-10	191	RS-So.	Columbiana, Ala./Shelby County HS
26	Brandon Nettles	DB	6-0	205	RS-Sr.	Mobile, Ala./McGill-Toolen Catholic
27	Jamerson Blount	FS	6-1	190	So.	Tallahassee, Fla./Lincoln HS
27	James Huston	WR	5-9	180	Fr.	Lilburn, Ga./Parkview HS
28	Jamie Major	LB	6-2	224	RS-Fr.	Piedmont, Ala./Piedmont HS
28	Brad Starace	WR	5-11	175	Fr.	N. Palm Beach Gardens, Fla./Dwyer
29	Tonne Osaigbovo	LB	6-0	225	RS-So.	Kennesaw, Ga./Harrison HS
30	Jake Wilks	RB	5-7	185	RS-So.	Trussville, Ala./Hewitt-Trussville HS
31	Bobby Wilson	LB	6-1	235	RS-Jr.	Shelbyville, Tenn./Shelbyville Central
32	Tony Philpot	H-Back	6-2	243	Jr.	Opelika, Ala./Opelika HS
33	Frank D'Alonzo	FB	5-8	220	Fr.	Mobile, Ala./Saint Paul's Episcopal
35	Terrell Woods	DL	6-2	240	So.	Boaz, Ala./Boaz HS
36	Austin Chapman	LB	6-0	215	Fr.	Birmingham, Ala./Mountain Brook HS
36	Anthony Preston	FB	5-11	220	Fr.	Bradenton, Fla./IMG Academy
37	Reece Everett	PK	5-11	175	RS-Fr.	Clinton, Miss./Clinton HS
38	Troy Forrest	TE	6-4	230	RS-Fr.	Cullman, Ala./Cullman HS
39	Chaz Claunch	WR	6-1	185	RS-Fr.	Brea, Calif./Lutheran HS
40	Devon Schmitt	TE	6-3	208	RS-So.	Alpharetta, Ga./King's Ridge HS
41	Sam Pettway	S	6-0	190	RS-Fr.	Mobile, Ala./UMS-Wright
41	Khalil Norman	FB	5-6	194	Fr.	Huntsville, Ala./Westminster Christian
42	Amos Harper	OL	6-1	244	RS-So.	Stone Mountain, Ga./Stephenson HS
43	Josh KilleTT	LB	6-2	220	RS-Jr.	Brentwood, Tenn./Brentwood HS
44	Deion Pierre	LB	6-3	230	Fr.	Pembroke Pines, Fla./Somerset Acad
45	Shaheed Salmon	LB	6-2	215	Fr.	Tampa, Fla./Land O' Lakes HS
46	Carter McManes	LB	5-11	200	Fr.	Alpharetta, Ga./Blessed Trinity HS
47	Jay Galloway	LB	6-1	215	RS-So.	College Park, Ga./Woodward Acad.
48	Matt Azemar	WR	5-8	160	RS-Fr.	Johns Creek, Ga./Johns Creek HS
49	Nate Parsons	DE	6-4	210	Fr.	Marietta, Ga./Johnson Ferry Christian

# 2014 SAMFORD FOOTBALL

50	Gunnar Bromelow	OT/LS	6-6	305	RS-Jr.	Alpharetta, Ga./Alpharetta HS
51	Jonathan Rodgers	LB	5-11	225	Jr.	Mobile, Ala./Mississippi College
52	Connor Rafferty	OL	6-3	295	RS-Fr.	Tampa, Fla./Robinson HS
53	Austin Barnard	P	6-4	190	RS-Fr.	Fayetteville, Ga./University of Miami
54	Michael O'Neal	P	6-4	204	RS-Sr.	Vestavia, Ala./University of Alabama
55	Jonathan Mooney	LB	5-10	249	RS-So.	Norco, Calif./Riverside Christian HS
57	JonAshley Amison	OL	6-6	280	RS-Fr.	Elba, Ala./Elba HS
58	Gordon Crozier	OL	6-1	290	RS-So.	Fort Lauderdale, Fla./Aquinas
59	Warren Handrahan	K	5-10	181	RS-So.	Mountain Brook, Ala./Mountain Brook
60	Tyler Queen	LS	6-1	210	Fr.	Birmingham, Ala./Vestavia Hills HS
61	Chase Zeegers	LS	6-1	275	Fr.	Fayetteville, N.C./Fayetteville Christ.
62	Armando Bonheur	OL	6-4	266	RS-So.	Orange Park, Fla./Fleming Island HS
63	Andy Clements	OL	6-3	277	RS-So.	Bowling Green, Ky./Greenwood HS
64	Alec Hulmes	LS	6-1	215	Jr.	Garner, N.C./Garner Magnet HS
65	Jose Casanova	DL	6-2	275	Jr.	Vestavia Hills, Ala./UAB
66	C.H. Scruggs	OL	6-2	295	RS-Jr.	Jasper, Ala./Walker HS
68	Wesley Carter	OL	6-4	305	Jr.	Purvis, Miss./UAB
69	Michael Sherwood	OG	6-4	260	Fr.	Plano, Texas/Prestonwood HS
70	Ryan Hughes	OL	6-5	320	RS-Fr.	Rainsville, Ala./Plainview HS
71	Brad Noble	DT	6-2	256	Jr.	Marietta, Ga./Walton HS
72	Robert Hatcher	OL	6-2	315	RS-Fr.	Leesburg, Ga./Lee County HS
73	Jordan Boatright	OL	6-3	288	RS-Sr.	Suwanee, Ga./Peachtree Ridge HS
75	Royus Amos	OL	6-7	320	So.	Deerfield Beach, Fla./DBHS-Atl. Tech.
76	Kyle Champion	OL	6-4	302	Sr.	Americus, Ga./Americus-Sumter HS
78	Antwan Johnson	OL	6-7	280	Fr.	Thomasville, Ala./Thomasville HS
80	Justin Minick	DE	6-3	250	RS-Jr.	Marietta, Ga./The Walker School
81	Brandon Wilkinson	DE	6-4	242	RS-Sr.	Venice, Fla./Univ. of South Florida
82	John Thomas Lynn	WR	6-0	200	RS-So.	Hendersonville, Tenn./Goodpasture HS
83	Darius Harvey	WR	5-11	170	Fr.	Tallahassee, Fla./Lincoln HS
84	Emmanuel Obajimi	WR	6-1	201	RS-So.	Miami, Fla./Everglades HS
85	Robert Clark	WR	5-9	173	RS-Sr.	Palm Beach Gardens, Fla./Louisville
86	John Albert	WR	6-0	180	RS-Fr.	Roswell, Ga./Roswell HS
87	Justin Anderson	WR	5-10	195	RS-Fr.	Brentwood, Tenn./TCU
89	Javian Ramson	WR	6-2	205	So.	Muscle Shoals, Ala./Muscle Shoals HS
90	Xavier Forrest	DL	6-3	305	Fr.	Nashville, Tenn./Ensworth HS
91	Jared Holloway	DT	6-0	290	So.	Mobile, Ala./St. Paul's Episcopal
92	Jerry Mathis	DL	6-3	305	Sr.	Conyers, Ga./Rockdale County HS
93	Jake Kingree	DL	6-4	240	RS-So.	Johns Creek, Ga./Chattahoochee HS
95	Greg Peranich	P	6-4	185	RS-Sr.	Pace, Fla./Pace HS
96	Mitchell Smith	DL	6-4	270	RS-So.	Canton, Ga./Sequoyah HS
97	Calvin Ruff	DL	6-0	240	RS-Sr.	Tampa, Fla./Jesuit HS
98	Michael Pierce	DL	6-0	309	RS-Jr.	Daphne, Ala./Tulane University
99	Ahmad Gooden	DL	6-3	235	Fr.	Talladega, Ala./Talladega HS

# 2014 SAMFORD FOOTBALL

## 2014 Samford Football Pronunciation Guide

Armando Bonheur	Bon-HURE
Jeremiaha Gates	same as Jeremiah
Alec Hulmes	HUGH-ms (silent L)
Malik Johns	Mah-LEEK
Austin Mohlenbrok	MOLE-in-brock
Emmanuel Obajimi	Oh-Bah-JEEMEE
Tonne Osaigbovo	To-NAY O-Say-Bovo
Jaquiski Tartt	Juh-QUA-ski

## 2014 SAMFORD FOOTBALL DEPTH CHART

### OFFENSE

LT	68 Wesley Carter	6-4	305	Jr.
	75 Royus Amos	6-7	320	So.
LG	76 Kyle Champion	6-4	302	Sr.
	52 Connor Rafferty	6-3	295	RS-Fr.
C	73 Jordan Boatright	6-3	288	RS-Sr.
	58 Gordon Crozier	6-1	290	RS-So.
RG	66 C.H. Scruggs	6-2	295	RS-Jr.
	62 Armando Bonheur	6-4	266	RS-So.
RT	50 Gunnar Bromelow	6-6	305	RS-Jr.
	70 Ryan Hughes	6-5	320	RS-Fr.
RB	25 Denzel Williams	5-10	191	RS-So.
	9 Jeremiaha Gates	5-10	216	Sr.
WR	84 Emmanuel Obajimi	6-1	201	RS-So. OR
	7 Gavin Sinclair	5-11	165	Jr.
	85 Robert Clark	5-9	173	RS-Sr.
WR	1 Kelvin Clay	6-0	185	Sr.
	11 Malik Johns	5-10	170	Fr.
WR	3 Karel Hamilton	6-1	190	So.
	19 Jeremy Brown	6-5	220	RS-Jr.
TE	32 Tony Philpot	6-2	243	Jr.
	40 Devon Schmitt	6-3	208	RS-So.
QB	2 Michael Eubank	6-6	246	RS-Jr.
	14 Carson Barnett	6-1	197	RS-Jr.

### DEFENSE

STUD	5 Brinson Porter	6-4	235	Sr.
	15 Roosevelt Donaldson	6-2	258	RS-So.
	97 Calvin Ruff	6-0	240	RS-Sr.
DT	98 Michael Pierce	6-0	309	RS-Jr.
	90 Xavier Forrest	6-3	305	Fr.
NG	92 Jerry Mathis	6-3	305	Sr.
	65 Jose Casanova	6-2	275	Jr.
	91 Jared Holloway	6-0	290	So.
DE	81 Brandon Wilkinson	6-4	242	RS-Sr.
	80 Justin Minick	6-3	250	RS-Jr.
SLB	43 Josh Killett	6-2	220	RS-Jr.
	45 Shaheed Salmon	6-2	215	Fr.
MLB	23 Justin Cooper	6-2	230	RS-Jr.
	28 Jamie Major	6-2	224	RS-Fr.
WLB	29 Tonne Osaigbovo	6-0	225	RS-So.
	47 Jay Galloway	6-1	215	RS-So. OR
	44 Deion Pierre	6-3	230	Fr.
CB	24 Trey Wesley	6-1	192	RS-Jr.
	16 Bruce Greer	6-1	200	RS-Jr.
SS	27 Jamerson Blount	6-1	190	So.
	10 Josh Kimberlin	6-0	205	Jr.
FS	6 Jacquiski Tartt	6-1	218	RS-Sr.
	41 Sam Pettway	6-0	190	RS-Fr.
CB	21 James Bradberry	6-1	205	RS-Jr.
	26 Brandon Nettles	6-0	205	RS-Sr.

### SPECIAL TEAMS

P	95 Greg Peranich	6-4	175	RS-Sr.
PK	37 Reece Everett	5-11	175	RS-Fr.
	59 Warren Handrahan	5-10	181	RS-So.
KO	54 Michael O'Neal	6-4	204	RS-Sr.
LS	64 Alec Hulmes	6-1	215	Jr.
H	14 Carson Barnett	6-1	197	RS-Jr.
	18 Drew Pederson	6-3	195	RS-Fr.
PR	85 Robert Clark	5-9	173	RS-Sr.
	1 Kelvin Clay	6-0	185	Sr.
KOR	85 Robert Clark	5-9	173	RS-Sr.
	1 Kelvin Clay	6-0	185	Sr.





**86 JOHN ALBERT**  
WR • 6-0 • 180 • RS-Fr.  
Roswell, Ga./Roswell HS

**2014:** Has seen action in five games.

**2013:** Redshirted . . . participated on the Bulldogs' scout team.

**High School:** Prepped at Roswell High School in Georgia.

**Personal:** Born July 26, 1994 . . . son of Paul and Carol Albert . . . majoring in business.



**57 JONASHLEY AMISON**  
OL • 6-6 • 280 • RS-Fr.  
Elba, Ala./Elba HS

**2013:** Redshirted . . . participated on the Bulldogs' scout team.

**High School:** Was a two-year starter at right tackle at Elba High School . . . started 26 games in a row for the Tigers . . . helped lead Elba to the 2A state championship as a junior in 2011 . . . the Tigers earned region championships in 2010, 2011 and 2012 . . . was named All-State Honorable Mention and a team captain in 2012 . . . was involved in FCA, and he was the salutatorian of his senior class at Elba . . . played for Coach Scott Rials at Elba.

**Personal:** Born June 29, 1995 . . . son of Mike and Starla Amison . . . majoring in computer science.



**75 ROYUS AMOS**  
OL • 6-7 • 320 • So.  
Deerfield Beach, Fla./  
DBHS-Atlantic Tech

**2014:** Has seen action in all 10 games, including two starts.

**2013:** Saw action in nine games . . . was a key reserve on the offensive line.

**High School:** Was named second team All-County at Deerfield Beach High School-Atlantic Technical High School . . . also participated in the Miami vs. Broward All-Star Game and the North vs. South Broward All-Star Game . . . was a leader on the offensive line that accounted for 2,101 rushing yards and 652 passing yards . . . played both left tackle and right tackle on the offensive line . . . was also a two-year letterman in basketball . . . played for Coach Allen Jackson in high school.

**Personal:** Born Nov. 16, 1994 . . . son of Ann Adonis and Kendrick Amos . . . majoring in computer science.



**87 JUSTIN ANDERSON**  
WR • 5-10 • 195 • RS-Fr.  
Brentwood, Tenn./TCU

**2014:** Saw action against Stillman, VMI and Concordia.

**Previous College:** Spent one season at TCU . . . redshirted with the Horned Frogs.

**High School:** Prepped at Brentwood Academy . . . played for Coach Cody White in high school.

**Personal:** Born Dec. 23, 1994 . . . son of Amy and Bill Anderson . . . majoring in journalism and mass communications.



**48 MATT AZEMAR**  
WR • 5-8 • 160 • RS-Fr.  
Johns Creek, Ga./Johns Creek HS

**2014:** Has seen action in six of the team's eight games this season.

**2013:** Redshirted . . . participated on the Bulldogs' scout team.

**High School:** Played both wide receiver and defensive back at Johns Creek High School . . . led his team to an 8-3 record as a senior . . . ranked 43rd in the state of Georgia by MaxPreps.com.

**Personal:** Born March 21, 1994 . . . son of Dan and Lori Azemar . . . undecided in his major.

**AZEMAR'S CAREER STATS**

YR	RUSH	YDS	AVG	TD	REC	YDS	AVG	TD
2014	1	-4	-4.0	0	0	0	0.0	0
<b>TOT</b>	<b>1</b>	<b>-4</b>	<b>-4.0</b>	<b>0</b>	<b>0</b>	<b>0</b>	<b>0.0</b>	<b>0</b>



**53 AUSTIN BARNARD**  
P • 6-4 • 190 • RS-Fr.  
Fayetteville, Ga./Univ. of Miami

**2014:** Saw action against TCU, Stillman and Chattanooga.

**Previous College:** Redshirted at the University of Miami.

**High School:** Prepped at Whitewater High School in Georgia . . . named to All-State and All-County teams . . . played in the East vs. West All-Star Game . . . named the #2 punter in the nation.

**Personal:** Born June 22, 1995 . . . son of Brad and Barbara Barnard . . . undecided on his major.

**BARNARD'S CAREER STATS**

YR	NO	YDS	AVG	LONG
2014	2	82	41.0	50
<b>TOT</b>	<b>2</b>	<b>82</b>	<b>41.0</b>	<b>50</b>



**14 CARSON BARNETT**  
 QB • 6-1 • 197 • RS-Jr.  
 Sharpsburg, Ga./Landmark Christian

**2014:** Has seen action in seven games so far this season.  
**2013:** Saw action in three games.  
**2012:** Served as a backup at quarterback . . . saw no game action.  
**2011:** Redshirted . . . participated with the Bulldog scout team.

**High School:** Named All-State by the Georgia High School Association as a senior at Landmark Christian School . . . named MVP of the MaxxScout All-American game . . . a two-time All-Region selection . . . a two-time team captain . . . named to the All-Metro Atlanta team . . . earned GameDay Magazine's Athletes of Character Award . . . completed 209 of 301 passes for 2,442 yards and 18 touchdowns in 2010 . . . also rushed for 180 yards and three touchdowns . . . passed for 1,342 yards and 12 touchdowns, and rushed for 154 yards as a junior . . . rated the top quarterback at the Football University Combine in Atlanta and the Badger 7-on-7 Camp.

**Personal:** Born Feb. 3, 1993 . . . son of Doug and Peggy Barnett . . . majoring in business management.

**BARNETT'S CAREER STATS**

YR	C-A-I	Yds.	TD	Long
2014	23-32-0	206	2	26
TOT	23-32-0	206	2	26



**27 JAMERSON BLOUNT**  
 FS • 6-1 • 190 • So.  
 Tallahassee, Fla./Lincoln HS

**2014:** Has seen action in the first 10 games, including nine starts.  
**2013:** Saw action in three games . . . had three tackles, all solo . . . tallied two tackles at Jacksonville State.

**High School:** Helped lead his Lincoln High School team to a 12-2 record in 2012 . . . as a senior, tallied 90 tackles, including 59 solo stops . . . also had seven interceptions, one forced fumble and one fumble recovery . . . was named first team All-State and second team Big Bend . . . as a senior, was named Defensive Player of the Week and Special Teams Player of the Week . . . played for Coach Yusuf Shakir in high school.

**Personal:** Born Jan. 26, 1995 . . . son of James Blount and Pamela Blount . . . undecided on his major.

**BLOUNT'S CAREER STATS**

YR	SOLO	AST	TOT	TFL	SKS	PBU	FF	FR	INT
2013	3	0	3	0.0-0	0.0-0	0	0	0	0
2014	37	10	47	3.0-7	0.0-0	3	0	1	2-56
TOT	40	10	50	3.0-7	0.0-0	3	0	1	2-56



**73 JORDAN BOATRIGHT**  
 OL • 6-3 • 288 • RS-Sr.  
 Suwanee, Ga./Peachtree Ridge HS

**2014:** Started each of the first 10 games at center.  
**2013:** Saw action in all 13 games, including 12 starts on the offensive line . . . started at right guard in 2013.  
**2012:** Served as a backup on the offensive line . . . saw action in four games.  
**2011:** Saw action in four games on the offensive line.

**2010:** Redshirted.

**High School:** Played both offensive tackle and defensive tackle at Peachtree Ridge High School . . . named All-Region 7-AAAAA . . . named first-team All-County by the Gwinnett County Touchdown Club and the Gwinnett Daily Post . . . started in the Gwinnett All-Star Game . . . named Gwinnett County Touchdown Club's October Player of the Month . . . named Peachtree Ridge's HOG of the Week twice as a senior . . . his team reached the state playoffs all four years, including a costate championship in 2006 and a state finals appearance in 2008 . . . posted a 41-14-1 record over four years.

**Personal:** Born Oct. 4, 1991 . . . son of Jeff and Kerri Boatright . . . majoring in history.



**62 ARMANDO BONHEUR**  
 OL • 6-4 • 266 • RS-So.  
 Orange Park, Fla./Fleming Island HS

**2014:** Has seen action in each of the first 10 games, including three starts.  
**2013:** Started the season opener at Georgia State at right guard before suffering a season-ending injury . . . received a medical redshirt.  
**2012:** Served as a backup at right guard . . . played in nine games.

**High School:** Named second-team All-First Coast by the Florida Times-Union . . . was voted team captain and Best Offensive Lineman for the 2011-12 season . . . was also named first team All-Conference . . . a two-star Rivals.com recruit . . . selected to the 2012 Florida vs. Georgia Border Wars High School All-Star Game . . . graded out at 90 percent or better for seven games, and 86 percent for the season.

**Personal:** Born May 15, 1994 . . . son of Fritzner Bonheur and Tanya Bonheur . . . majoring in pre-medicine and biochemistry.



## 21 JAMES BRADBERRY

DB • 6-1 • 205 • RS-Jr.

Pleasant Grove, Ala./Arkansas State

**2014:** Has started each of the first 10 games at cornerback.

**2013:** Played in all 13 games, starting 12 games at cornerback . . . had 26 tackles, including 17 solo stops . . . intercepted two passes and had 10 pass break-ups . . . had three tackles and two pass break-ups at Arkansas . . . tallied a season-high seven tackles against Southeastern Louisiana . . . intercepted one pass against Georgia Southern . . . had an interception against Elon . . . finished with four tackles at Jacksonville State.

**2012:** Started all 11 games at cornerback . . . had 32 total tackles, including 22 solo stops . . . intercepted two passes and had two pass break-ups . . . named to the Southern Conference's All-Freshman team . . . had six tackles, including one tackle for a loss against West Alabama . . . had four tackles at Gardner-Webb . . . intercepted two passes and had two tackles at Western Carolina . . . had four tackles at Chattanooga . . . tallied six tackles at Kentucky.

**2011:** Redshirted at Arkansas State.

**High School:** Recorded 45 tackles, 11 pass break-ups and nine interceptions as a senior at Pleasant Grove High School . . . named All-Metro and first-team All-State in 2010 . . . named his team's captain as a senior . . . received the Jamal Jordan Classic Award . . . rated as a two-star recruit by Rivals.com . . . competed in basketball . . . a member of the National Honor Society.

**Personal:** Born Aug. 4, 1993 . . . son of James Bradberry and Rosie Bradberry . . . majoring in sports administration.

### BRADBERRY'S CAREER STATS

YR	SOLO	AST	TOT	TFL	SKS	PBU	FF	FR	INT
2012	22	10	32	1.5-5	0.0-0	2	0	0	2
2013	17	9	26	0.0-0	0.0-0	10	0	0	2
2014	18	2	20	1.0-2	0.0-0	3	0	0	1
<b>TOT</b>	<b>57</b>	<b>21</b>	<b>78</b>	<b>2.5-7</b>	<b>0.0-0</b>	<b>15</b>	<b>0</b>	<b>0</b>	<b>5</b>

## 50 GUNNAR BROMELOW

OL • 6-6 • 305 • RS-Jr.

Alpharetta, Ga./Alpharetta HS



**2014:** Has started each of the first 10 games on the offensive line.

**2013:** Started all 13 games on the offensive line . . . started at right tackle throughout the season.

**2012:** Played in all 11 games, including five starts on the offensive line.

**2011:** Redshirted.

**High School:** A three-year starter at Alpharetta High School . . . saw time at both right and left tackle . . . was the team's short and long snapper . . . named All-Region 6-5A first-team Offensive Tackle by region coaches and All-North Fulton first team by the Atlanta Journal-Constitution . . . named to All-Beacon Second

Team by The Beacon Newspaper . . . named Offensive Player of the Week as a senior . . . voted a permanent team captain as a senior . . . named Most Improved Offensive Player as a junior.

**Personal:** Born Dec. 13, 1992 . . . son of Brad and Diane Bromelow . . . majoring in accounting.



## 19 JEREMY BROWN

WR • 6-5 • 220 • RS-Jr.

Coral Springs, Fla./Coral Springs HS

**2014:** Has seen action in each of the first 10 games at receiver.

**2013:** Served as a reserve wide receiver . . . saw no game action.

**2012:** Saw action in seven games at wide receiver . . . caught one pass for five yards in the Bulldogs' win over West Alabama.

**2011:** Saw action in nine games . . . caught four passes for 34 yards . . . had two catches for 22 yards against Stillman . . . caught two passes for 12 yards against Western Carolina.

**High School:** Played one season at Coral Springs High School . . . caught 24 passes for 431 yards and four touchdowns, averaging 18 yards per reception . . . also lettered three years in basketball . . . averaged 15 points and 12 rebounds per game in basketball.

**Personal:** Born Sept. 10, 1992 . . . son of Marco Brown and Magali Cotterell . . . majoring in business.

### BROWN'S CAREER STATS

YR	RUSH	YDS	AVG	TD	REC	YDS	AVG	TD
2011	0	0	0.0	0	4	34	8.5	0
2012	0	0	0.0	0	1	5	5.0	0
2013	0	0	0.0	0	0	0	0.0	0
2014	0	0	0.0	0	13	123	9.5	1
<b>TOT</b>	<b>0</b>	<b>0</b>	<b>0.0</b>	<b>0</b>	<b>18</b>	<b>162</b>	<b>9.0</b>	<b>1</b>



## 68 WESLEY CARTER

OL • 6-4 • 305 • RS-Jr.

Purvis, Miss./UAB

**2014:** Has seen action in each of the first 10 games, including eight starts.

**Previous College:** Spent the last three seasons at UAB . . . served as a reserve offensive lineman for the Blazers.

**High School:** Prepped at Purvis High School in Mississippi . . . named All-District . . . also named a Mississippi Scholar . . . earned Mr. PHS Award.

**Personal:** Born April 18, 1993 . . . son of Jim and Sheri Carter . . . majoring in sports administration.



**22 CODY BROOKS**  
DB • 6-1 • 215 • RS-So.  
Kellyton, Ala./Benjamin Russell HS

**2014:** Saw action in each of the first three games.

**2013:** Played in eight games, including one start before suffering a season-ending injury at Wofford . . . had 15 tackles, including nine solo stops . . . also blocked two kicks . . . had a season-high eighth tackles and one blocked punt at Florida A&M . . . finished with three tackles against Southeastern Louisiana.

**2012:** Redshirted . . . competed as a member of the Bulldogs' scout team.

**High School:** Named to the All-Outlook team in 2010 and 2011 . . . also a two-time team captain and Best Defensive Back . . . named Player of the Week for his area as a junior for his performance against Wetumpka and as a senior for his performance against Prattville . . . tallied 125 tackles, five interceptions and 15 pass break-ups for his career . . . also played basketball, leading his team in rebounding in 2010 . . . a member of the Junior Ambassadors and National Honor Society . . . also involved with the Fellowship of Christian Athletes .

**Personal:** Born June 5, 1994 . . . son of Chad and Stephanie Higgins . . . majoring in exercise science.

**BROOKS' CAREER STATS**

YR	SOLO	AST	TOT	TFL	SKS	PBU	FF	FR	INT
2013	9	6	15	0.0-0	0.0-0	0	0	0	0
2014	6	0	6	1.0-3	0.0-0	0	0	0	0
<b>TOT</b>	<b>15</b>	<b>6</b>	<b>21</b>	<b>1.0-3</b>	<b>0.0-0</b>	<b>0</b>	<b>0</b>	<b>0</b>	<b>0</b>



**65 JOSE CASANOVA**  
DL • 6-2 • 275 • RS-Jr.  
Vestavia Hills, Ala./UAB

**2014:** Has seen action in each of the first 10 games, including two starts.

**Previous College:** Spent the last three seasons at UAB . . . played in eight games in 2013 for the Blazers . . . had five tackles last season for UAB.

**High School:** Prepped at Vestavia Hills High School . . . served as a team captain as a senior . . . also participated in wrestling . . . won two state championships in wrestling.

**Personal:** Born Feb. 2, 1993 . . . son of Jose and Gladys Casanova . . . majoring in sports administration.

**CASANOVA'S SAMFORD CAREER STATS**

YR	SOLO	AST	TOT	TFL	SKS	PBU	FF	FR	INT
2014	14	6	20	4.5-17	1.5-10	0	0	0	0
<b>TOT</b>	<b>14</b>	<b>6</b>	<b>20</b>	<b>4.5-17</b>	<b>1.5-10</b>	<b>0</b>	<b>0</b>	<b>0</b>	<b>0</b>



**76 KYLE CHAMPION**  
OL • 6-4 • 302 • Sr.  
Americus, Ga./Americus-Sumter HS

**2014:** Has started each of the first 10 games.

**2013:** Started all 13 games on the offensive line . . . started at left tackle throughout the season.

**2012:** Saw action in 10 games, including six starts on the offensive line . . . started the final six games of the season.

**2011:** Saw action in six games on the defensive line.

**High School:** Named All-Area and second-team All-Region as a senior at Americus-Sumter High School . . . rated as a top five tight end by Friday Night Football . . . named second-team All-Region for offense and honorable mention for defense as a junior . . . had seven receptions for three touchdowns as a tight end, and 67 tackles and three sacks as a defensive lineman in 2009 . . . named to Rivals Top 100 Prospects . . . qualified for the National Underclassmen Combine . . . named to the National Honor Society.

**Personal:** Born June 29, 1993 . . . son of Sharon Champion-Jackson and Ansley Jackson . . . majoring in computer science.



**85 ROBERT CLARK**  
WR • 5-9 • 173 • RS-Sr.  
Palm Spring Gardens, Fla./  
Univ. of Louisville

**2014:** Has seen action in each of the first 10 games at receiver.

**AT LOUISVILLE**

**2013:** Caught 25 passes for 219 yards and one touchdown in 13 games... has caught a pass in 10 of 12 games... had three receptions in wins over Houston and Memphis... caught three passes for 49 yards versus Temple... caught a season-high four passes against Eastern Kentucky and Ohio... caught a 25-yard touchdown pass in the third quarter versus Ohio. Sat our 2012 after transferring from Florida.

**AT FLORIDA**

**2011:** Recorded seven catches for 69 yards in his career with the Gators... Saw action in 11 games... Recorded one reception in the Outback Bowl against Penn State... Scored first career touchdown against Florida State, a career-long 20-yard reception from John Brantley on the opening drive of the game... Caught two passes for 21 yards against Mississippi State.

**High School:** Recorded 30 catches for 664 yards and nine touchdowns as a senior... Named All-Area first-team in 2008 after recording 50 tackles and four interceptions.

**CLARK'S SAMFORD CAREER STATS**

YR	RUSH	YDS	AVG	TD	REC	YDS	AVG	TD
2014	7	40	5.7	1	20	176	8.8	0
<b>TOT</b>	<b>7</b>	<b>40</b>	<b>5.7</b>	<b>1</b>	<b>20</b>	<b>176</b>	<b>8.8</b>	<b>0</b>



### 39 CHAZ CLAUNCH

WR • 6-1 • 185 • RS-Fr.  
Brea, Calif./Lutheran HS

**2014:** Has seen action in five games so far this season.

**2013:** Redshirted . . . competed as a member of the Bulldog scout team.

**High School:** Prepped at Lutheran High School of Orange County in California . . . also competed in basketball and track in high school.

**Personal:** Born Aug. 5, 1994 . . . son of Brent and Michele Claunch . . . majoring in biology.



### 63 ANDY CLEMENTS

OL • 6-3 • 277 • RS-So.  
Bowling Green, Ky./Greenwood HS

**2014:** Has seen action against Stillman, VMI, Furman and Concordia

**2013:** Served as a reserve offensive lineman . . . saw action in one game.

**2012:** Redshirted . . . competed as a member of the Bulldogs' scout team.

**High School:** Played offensive tackle and center at Greenwood High School . . . named Best Offensive Lineman as a senior . . . won Most Improved award as a junior . . . named Academic All-State four years in a row.

**Personal:** Born Feb. 17, 1994 . . . son of Darrell and Nancy Clements . . . majoring in sports administration



### 1 KELVIN CLAY

WR • 6-0 • 185 • Sr.  
Chattanooga, Tenn./Red Bank HS

**2014:** Has seen action in each of the first 10 games at receiver.

**2013:** Played in all 13 games, including one start at wide receiver . . . caught 14 passes for 151 yards and two touchdowns . . . had two catches for 32 yards against Western Carolina . . . caught two passes for 18 yards against Georgia Southern . . . had two receptions for 19 yards and a touchdown at Appalachian State . . . caught a 37-yard touchdown pass at Jacksonville State.

**2012:** Saw action in all 11 games, including three starts at wide receiver . . . caught 25 passes for 214 yards . . . had three receptions for 29 yards at Gardner-Webb . . . caught four passes for 46 yards at Georgia Southern . . . had four catches for 60 yards against The Citadel . . . caught two passes for 25 yards at Chattanooga . . . had three catches for 16 yards at Elon . . . tallied three receptions for 26 yards at Kentucky.

**2011:** Saw action in all 11 games . . . named to the SoCon's All-Freshman team . . . caught 17 passes for 171 yards and three touchdowns . . . also returned one kick for 31 yards against Chattanooga . . . had two catches for 40 yards and a touchdown in the season opener against Georgia Southern . . . caught three passes for 15 yards against Stillman . . . had five catches for 44 yards and a touchdown against Western Carolina . . . caught two passes for 14 yards at The Citadel.

**High School:** A four-year starter at Red Bank High School . . . had 119 catches for 1,600 yards in his final three seasons . . . named All-State as a senior after catching 37 passes for 357 yards . . . named to the Murphy Fair All-Academic Team . . . selected to Tennessee's East-West All-Star game, catching two passes for 87 yards . . . also played as a defensive back, intercepting six passes as a senior and returning three for touchdowns . . . returned two punts and one kickoff for touchdowns in 2010 . . . caught 35 passes for 500 yards and six touchdowns, and intercepted five passes as a junior . . . caught 47 passes for 743 yards and four touchdowns as a sophomore.

**Personal:** Born Nov. 24, 1992 . . . son of Kelvin Clay, Sr. . . . majoring in sports administration.

#### CLAY'S CAREER STATS

YR	RUSH	YDS	AVG	TD	REC	YDS	AVG	TD
2011	0	0	0.0	0	17	171	10.1	3
2012	0	0	0.0	0	25	214	8.6	0
2013	0	0	0.0	0	14	151	10.8	2
2014	0	0	0.0	0	9	126	14.0	0
<b>TOT</b>	<b>0</b>	<b>0</b>	<b>0.0</b>	<b>0</b>	<b>65</b>	<b>662</b>	<b>10.2</b>	<b>5</b>



## 23 JUSTIN COOPER

LB • 6-2 • 230 • RS-Jr.  
Fort Lauderdale, Fla./Texas Tech

**2014:** Has started all 10 games at middle linebacker.

**2013:** Saw action in all 13 games, including 11 starts at linebacker . . . finished with 81 tackles, including 48 solo stops . . . had 4.5 tackles for loss and 1.0 sack . . . contributed nine tackles at Arkansas . . . had seven tackles against Southeastern Louisiana . . . had nine tackles and a sack at Wofford . . . finished with eight tackles at The Citadel . . . had a career-high 11 tackles at Furman . . . contributed nine tackles against Elon . . . tied a career high with 11 tackles against Jacksonville State.

**Previous College:** Spent two seasons at Texas Tech . . . redshirted in 2011, and contributed as a backup in 2012 for the Red Raiders.

**High School:** Prepped at University High School in Florida . . . was rated as a three-star prospect by Rivals . . . notched 61 tackles, three sacks and two interceptions his senior year . . . helped lead his team to a state runner-up finish as a senior . . . was named All-State as a senior . . . was named the team's defensive MVP twice during his four-year career . . . played for Coach Rodger Harriot in high school.

**Personal:** Born January 15, 1993 . . . son of Kevin Cooper and Tracy Grace . . . majoring in sociology.

### COOPER'S SAMFORD CAREER STATS

YR	SOLO	AST	TOT	TFL	SKS	PBU	FF	FR	INT
2013	48	33	81	4.5-12	1.0-6	0	0	0	0
2014	70	17	87	5.5-16	0.0-0	2	2	1	1
<b>TOT</b>	<b>118</b>	<b>50</b>	<b>168</b>	<b>10.0-28</b>	<b>1.0-6</b>	<b>2</b>	<b>2</b>	<b>1</b>	<b>1</b>



## 58 GORDON CROZIER

OL • 6-1 • 290 • RS-So.  
Fort Lauderdale, Fla./  
St. Thomas Aquinas HS

**2014:** Has seen action in six games on the offensive line.

**2013:** Served as a backup on the offensive line . . . saw action in two games.

**2012:** Redshirted . . . competed as a member of the Bulldogs' scout team.

**High School:** Played center and guard for the two-time state and national champion St. Thomas Aquinas teams . . . named the captain of his team's offensive line . . . named All-Broward County . . . was the starting center in the Under Armour Broward vs. Dade All-Star Game . . . was also a two-year captain for the school's track team.

**Personal:** Born Sept. 22, 1993 . . . son of Gordon and Mary Ann Crozier . . . majoring in finance.



## 15 ROOSEVELT DONALDSON

DL • 6-2 • 258 • RS-So.  
Cutler Bay, Fla./  
Western Michigan University

**2014:** Has seen action in all 10 games on the defensive line.

**Previous College:** Spent the last two seasons at Western Michigan University . . . redshirted in 2012 . . . played in all 11 games, including two starts in 2013 . . . finished the season with 27 tackles, including 16 solo stops . . . also had four tackles for a loss for the Broncos.

**High School:** Rated a three star recruit by ESPN.com out of Miami Southridge High School . . . had a Scout grade of 75 . . . ranked as a two star recruit by Rivals.com.

**Personal:** Born April 22, 1994 . . . majoring in business.

### DONALDSON'S SAMFORD CAREER STATS

YR	SOLO	AST	TOT	TFL	SKS	PBU	FF	FR	INT
2014	17	4	21	7.5-23	4.0-10	0	0	0	0
<b>TOT</b>	<b>17</b>	<b>4</b>	<b>21</b>	<b>7.5-23</b>	<b>4.0-10</b>	<b>0</b>	<b>0</b>	<b>0</b>	<b>0</b>



## 2 MICHAEL EUBANK

QB • 6-6 • 246 • RS-Jr.  
Corona, Calif./Arizona State

**2014:** Has started all 10 games at quarterback.

**Previous College:** Spent the last three seasons at Arizona State . . . redshirted at ASU in 2011, and participated with the Sun Devils during the 2012 and 2013 seasons . . . in two seasons at Arizona State, accounted for 11 touchdowns (four passing, seven rushing) . . . completed 64.4 percent of his passes (38-of-59) for 400 yards for the Sun Devils.

**High School:** Had a stellar prep career at Centennial High School in Corona, Calif. . . . completed 253-of-392 passes (64.5 percent) for 3,982 yards with 31 touchdowns and just 11 interceptions in his career . . . also rushed for 1,687 yards on 197 carries (8.6 avg.) with 24 touchdowns . . . as a senior, completed 165-of-245 passes (67.3 percent) for 1,831 yards and 22 touchdowns . . . also rushed for 1,329 yards and 19 touchdowns as a senior . . . named a PrepStar All-American, and he was listed as a four-star prospect by both Rivals.com and Scout.com . . . Rivals.com also named him the No. 8 dual-threat quarterback prospect in the nation and the No. 22 prospect from the state of California . . . GoldenStatePreps.com named him its Southern California Offensive Player of the Year in 2010.

**Personal:** Born Dec. 11, 1992 . . . son of Brandi Eubank and Pete Woodruff . . . majoring in sociology.

### EUBANK'S SAMFORD CAREER STATS

YR	C-A-I	YDS	TD	LONG	RUSH	YDS AVG	TD
2014	168-260-6	2011	11	62	87	235 2.7	5
<b>TOT</b>	<b>168-260-6</b>	<b>2011</b>	<b>11</b>	<b>62</b>	<b>87</b>	<b>235 2.7</b>	<b>5</b>



### 37 REECE EVERETT

PK • 5-11 • 175 • RS-Fr.  
Clinton, Miss./Clinton HS

**2014:** Has seen action in seven games so far this season.

**2013:** Redshirted . . . participated with the Bulldog scout team.

**High School:** Ranked as the No. 2 kicker in the nation by Prokicker.com . . . named first team All-American as a kickoff specialist and second team as a kicker by Prokicker.com . . . ranked first out of 218 in field goals at the Chris Sailer National Kicking Competition . . . named All-State and Region Kicker of the Year as a senior . . . named his team's Special Teams Most Valuable Player.

**Personal:** Born Nov. 22, 1994 . . . son of Joel and Chantel Everett . . . undecided on his major.

#### EVERETT'S CAREER STATS

YR	FGM	FGA	PCT	LONG	PAT
2014	4	6	66.6	39	11-12
<b>TOT</b>	<b>4</b>	<b>6</b>	<b>66.6</b>	<b>39</b>	<b>11-12</b>



### 38 TROY FORREST

TE • 6-4 • 230 • RS-Fr.  
Cullman, Ala./Cullman HS

**2014:** Has seen action in seven games.

**2013:** Redshirted . . . participated with the Bulldog scout team.

**High School:** Played football, basketball and baseball at Cullman High School . . . helped lead the school's football team to a 10-3 record in 2012 . . . as a senior, had 59 receptions for 570 yards and seven touchdowns . . . was named All-Area first team in 2012 and second team in 2011 . . . was also named his team's Most Valuable Wide Receiver in 2011, and he served as the team's captain in 2012 . . . for his high school career, tallied 144 catches for 1,425 yards and 15 touchdowns . . . played for Coach Mark Britton in high school.

**Personal:** Born Sept. 21, 1994 . . . son of Ken and Anita Forrest . . . majoring in fitness and health promotion.

#### FORREST'S CAREER STATS

YR	RUSH	YDS	AVG	TD	REC	YDS	AVG	TD
2014	0	0	0.0	0	2	9	4.5	0
<b>TOT</b>	<b>0</b>	<b>0</b>	<b>0.0</b>	<b>0</b>	<b>2</b>	<b>9</b>	<b>4.5</b>	<b>0</b>



### 47 JAY GALLOWAY

LB • 6-1 • 215 • RS-So.  
College Park, Ga./  
Woodward Academy

**2014:** Has seen action in eight games so far this season . . . scored a touchdown off a blocked punt at Furman.

**2013:** Saw action in three games . . . had one tackle in the win over Western Carolina.

**2012:** Redshirted . . . competed as a member of the Bulldogs' scout team.

**High School:** Prepped at Woodward Academy . . . played mostly as an offensive tackle . . . named team captain as a senior . . . also participated in baseball.

**Personal:** Born Sept. 30, 1993 . . . son of Newton Galloway and Terri Galloway . . . majoring in communication studies.

#### GALLOWAY'S CAREER STATS

YR	SOLO	AST	TOT	TFL	SKS	PBU	FF	FR	INT
2013	0	1	1	0.0-0	0.0-0	0	0	0	0
2014	7	1	8	2.0-6	0.0-0	1	0	0	0
<b>TOT</b>	<b>7</b>	<b>2</b>	<b>9</b>	<b>2.0-6</b>	<b>0.0-0</b>	<b>1</b>	<b>0</b>	<b>0</b>	<b>0</b>



### 16 BRUCE GREER

DB • 6-1 • 200 • RS-Jr.  
New Augusta, Miss./Perry Central HS

**2014:** Has seen action in six games so far this season.

**2013:** Saw action in nine games . . . finished with three tackles, all solo . . . had one tackle each against Western Carolina, Georgia Southern and Appalachian State . . . also had a pass break-up against Western Carolina.

**2012:** Served as a backup in the secondary . . . saw action in nine games.

**2011:** Redshirted . . . saw no game action.

**High School:** A four-year starter at Perry Central High School . . . played in the Mississippi-Louisiana All-Star Classic . . . named to the WDAM All-Area and Hattiesburg American All-Area teams . . . finalist for the Wendy's High School Heisman . . . had 1,300 total yards and 11 touchdowns as a senior . . . led his team to a 12-0 record in 2009 . . . named Region 8, 3-A Offensive MVP . . . named second-team All-State and Hattiesburg American All-Area as a junior . . . Accounted for 2,400 yards and 31 touchdowns in 2009 . . . named Offensive Player of the Week four times.

**Personal:** Born March 5, 1993 . . . son of Earnest and Flora Greer . . . majoring in broadcast journalism.

#### GREER'S CAREER STATS

YR	SOLO	AST	TOT	TFL	SKS	PBU	FF	FR	INT
2012	0	0	0	0.0-0	0.0-0	0	0	0	0
2013	3	0	3	0.0-0	0.0-0	1	0	0	0
2014	1	0	1	0.0-0	0.0-0	0	0	0	0
<b>TOT</b>	<b>4</b>	<b>0</b>	<b>4</b>	<b>0.0-0</b>	<b>0.0-0</b>	<b>1</b>	<b>0</b>	<b>0</b>	<b>0</b>



**9 JEREMIAHA GATES**  
 RB • 5-10 • 216 • Sr.  
 Ocala, Fla./Trinity Catholic HS

**2014:** Has seen action in each of the first 10 games.

**2013:** Saw action in all 13 games as a backup running back and on special teams . . . rushed 56 times for 238 yards and one touchdown . . . caught 19 passes for 115 yards and a touchdown . . . also completed one pass for a 15 yard touchdown . . . had 11 rushes for 42 yards against Western Carolina . . . rushed six times for 22 yards and a touchdown at Appalachian State . . . completed a 15-yard touchdown pass to Chris Cephus at Wofford . . . ran for 65 yards on 12 carries against Chattanooga . . . had seven receptions for 41 yards and a touchdown against Elon.

**2012:** Played in all 11 games as a backup running back . . . rushed 59 times for 194 yards and a touchdown . . . also caught 19 passes for 187 yards . . . rushed 14 times for 50 yards and a touchdown against West Alabama . . . had six rushes for 21 yards and three receptions for 28 yards at Gardner-Webb . . . rushed eight times for 30 yards and caught three passes for 51 yards at Georgia Southern . . . caught four passes for 24 yards at Chattanooga . . . rushed four times for 25 yards at Elon.

**2011:** Saw action in all 11 games, including two starts . . . rushed 86 times for 381 yards . . . caught 13 passes for 121 yards . . . also returned two kickoffs for a total of 26 yards . . . rushed nine times for 54 yards against Stillman . . . had 11 rushes for 37 yards against Gardner-Webb . . . rushed seven times for 56 yards against Western Carolina . . . rushed 12 times for 58 yards and caught five passes for 34 yards at The Citadel . . . rushed 28 times for a career-high 119 yards, and caught four passes for a career-high 70 yards at Auburn.

**High School:** Led his team to a 14-0 record and a Class 2B state championship as a senior at Trinity Catholic High School . . . named Most Valuable Player in the championship game after rushing for 188 yards and five touchdowns . . . named first-team All-State, Team Captain and Offensive Player of the Year as a senior, playing both running back and quarterback . . . rushed 157 times for 1,287 yards and 28 touchdowns . . . had 15 receptions for 248 yards and two touchdowns . . . completed 62 percent of his passes for 648 yards and three scores . . . also named first-team All-State as a sophomore in 2008 . . . led his team to an appearance in the state title game in 2008.

**Personal:** Born Dec. 11, 1992 . . . son of Charles and Bonnie Gates . . . majoring in sports administration.

**GATES' CAREER STATS**

YR	RUSH	YDS	AVG	TD	REC	YDS	AVG	TD
2011	86	381	4.4	0	13	121	9.3	0
2012	59	194	3.3	1	19	187	9.8	0
2013	56	238	4.2	1	19	115	6.1	1
2014	40	202	5.1	2	5	55	11.0	1
<b>TOT</b>	<b>241</b>	<b>1015</b>	<b>4.2</b>	<b>4</b>	<b>56</b>	<b>478</b>	<b>8.5</b>	<b>2</b>



**3 KAREL HAMILTON**  
 WR • 6-1 • 190 • So.  
 Valrico, Fla./Strawberry Crest HS

**2014:** Has started all 10 games at receiver.

**2013:** Played in all 13 games, including 10 starts at wide receiver . . . caught 38 passes for 657 yards and a team-high seven touchdowns . . . also completed 1-of-2 passes for four yards and a touchdown . . . had two catches for 48 yards and a touchdown in his collegiate debut at Georgia State . . . caught three passes for 42 yards and two touchdowns against Western Carolina . . . had two catches for 86 yards and a touchdown against Georgia Southern . . . caught three passes for 56 yards at Appalachian State . . . had seven catches for 101 yards at Furman . . . caught six passes for 83 yards and a touchdown against Chattanooga . . . caught six passes for 85 yards against Elon.

**High School:** Set school records with 59 catches for 948 yards and 10 touchdowns as a senior . . . finished his senior season with 1,629 all-purpose yards and 13 total touchdowns . . . also played defense, tallying 21 tackles, one interception and two forced fumbles . . . was named first team All-Conference and All-County, and second team All-State for 6A . . . was also named his team's captain and Player of the Year . . . named Plant City Observer's Offensive Player of the Year . . . played for Coach John Kelly in high school.

**Personal:** Born March 30, 1995 . . . son of Steve and Angie Savory . . . undecided on his major.

**HAMILTON'S CAREER STATS**

YR	RUSH	YDS	AVG	TD	REC	YDS	AVG	TD
2013	0	0	0.0	0	38	657	17.3	7
2014	0	0	0.0	0	50	810	16.2	6
<b>TOT</b>	<b>0</b>	<b>0</b>	<b>0.0</b>	<b>0</b>	<b>88</b>	<b>1467</b>	<b>16.7</b>	<b>13</b>





## 59 WARREN HANDRAHAN

PK • 5-10 • 181 • RS-So.  
Mountain Brook, Ala./  
Mountain Brook HS

**\*\*PRESEASON ALL-AMERICAN\*\***

**2014:** Has seen action as a place-kicker in nine games so far.

**2013:** Served as the team's place-kicker in all 13 games . . . made 19-of-24 field goal attempts and 40-of-41 extra-point attempts . . . made a career-long 48-yard field goal in his collegiate debut at Georgia State . . . made both field goal attempts, including a 47 yarder at Florida A&M . . . made all four PAT attempts against Southeastern Louisiana . . . made 3-of-3 field goal attempts against Georgia Southern . . . made two field goals and four PAT attempts at Appalachian State . . . was good on four PATs and two field goals at Wofford . . . made the game-winning kick in overtime to defeat Chattanooga.

**2012:** Redshirted . . . competed as a member of the Bulldogs' scout team.

**High School:** Led Mountain Brook High School to a 12-1-1 record as a senior . . . played on a team that went 11-3 as a junior.

**Personal:** Born June 28, 1994 . . . son of Bob and Hasell Handrahan . . . majoring in business.

### HANDRAHAN'S CAREER STATS

YR	FGM	FGA	PCT	LONG	PAT
2013	19	24	79.2	48	40-41
2014	5	9	55.5	47	34-34
TOT	24	33	72.7	48	74-75



## 56 AMOS HARPER

OL • 6-1 • 244 • RS-So.  
Stone Mountain, Ga./Stephenson HS

**2014:** Saw action against Stillman and Concordia.

**2013:** Served as a backup on the offensive line . . . saw action in two games.

**2012:** Redshirted . . . participated with the Bulldogs' scout team.

**High School:** Was a two-year starter for a team that lost a combined three games at Stephenson High School, including a 9-1 record in 2011 . . . named second-team All-DeKalb County and participated in the DeKalb County All-Star Game as a senior . . . was a three-time member of the DeKalb County All-Academic team . . . played fullback, tight end and linebacker as a sophomore and junior, but moved to offensive guard as a senior . . . also competed in track, finishing second in the 5A state shot put, and fourth in his region in the discus as a junior.

**Personal:** Born Jan. 20, 1993 . . . son of Wilson and Lori Gardner . . . undecided on his major.



## 72 ROBERT HATCHER

OL • 6-2 • 315 • RS-Fr.  
Leesburg, Ga./Lee County HS

**2014:** Saw his first collegiate action against VMI and Concordia.

**2013:** Redshirted . . . participated with the Bulldogs' scout team.

**High School:** Prepped at Lee County High School in Georgia . . .

**Personal:** Born Nov. 1, 1994 . . . son of Louis and Ovaline Hatcher . . . majoring in science and religion.



## 91 JARED HOLLOWAY

DL • 6-0 • 290 • So.  
Mobile, Ala./St. Paul's Episcopal

**2014:** Has seen action in eight of the team's 10 games so far.

**2013:** Saw action in nine games . . . finished with four tackles . . . had one tackle each against Arkansas and Appalachian State . . . tallied two tackles at Wofford.

**High School:** Earned first team All-State and All-Region honors following his senior season at St. Paul's Episcopal . . . was also named his team's Defensive Player of the Year in 2012 . . . as a senior, had 58 tackles, 14 sacks and 12 quarterback hurries . . . ranks second in school history in single-season sacks . . . for his career, finished with 111 tackles, 22 sacks, 22 quarterback hurries and five forced fumbles . . . helped lead his team to the state semifinals in 2012 . . . was also a three-year letterman in track at St. Paul's . . . played for Coach Steve Mask in high school.

**Personal:** Born Dec. 27, 1994 . . . son of Woodie and Bridgette Holloway . . . majoring in exercise science.

### HOLLOWAY'S CAREER STATS

YR	SOLO	AST	TOT	TFL	SKS	PBU	FF	FR	INT
2013	0	4	4	0.0-0	0.0-0	0	0	0	0
2014	5	1	6	0.5-4	0.5-4	0	0	0	0
TOT	5	5	10	0.5-4	0.5-4	0	0	0	0




**70 RYAN HUGHES**  
 OL • 6-5 • 320 • RS-Fr.  
 Rainsville, Ala./Plainview HS

**2014:** Has seen action in each of the first 10 games on the offensive line.

**2013:** Redshirted . . . participated with the Bulldogs' scout team.

**High School:** Started for two years at offensive guard for Plainview High School . . . was named All-Region and All-Dekalb County as a senior . . . helped lead his team to a 9-3 record and served as a team captain in 2012 . . . as a senior, he allowed no sacks and graded out at over 80 percent for the season . . . offense produced over 3,000 rushing yards for the season . . . also played defensive end in high school . . . played for Coach Dale Pruitt in High School.

**Personal:** Born April 12, 1995 . . . son of Richard Hughes and Debbie Hughes . . . majoring in sports administration.



**64 ALEC HULMES**  
 LS • 6-1 • 215 • Jr.  
 Garner, N.C./Garner Magnet School

**2014:** Has played in the first 10 games as the team's long-snapper.

**2013:** Played in all 13 games . . . served as the team's main long-snapper throughout the season.

**2012:** Saw action in all 11 games . . . served as the team's main long-snapper . . . had one tackle, a solo stop in the win at Elon.

**High School:** Named All-Conference as both a junior and senior at Garner Magnet High School . . . helped lead his team to a state championship as a senior . . . also played baseball . . . named All-Conference in baseball as a sophomore, junior and senior . . . named to All-Academic team as a junior and senior . . . honor roll member as a senior.

**Personal:** Born Dec. 10, 1993 . . . son of John and Jeannie Hulmes . . . majoring in sports administration.

**HULMES' CAREER STATS**

YR	SOLO	AST	TOT	TFL	SKS	PBU	FF	FR	INT
2012	1	0	1	0.0-0	0.0-0	0	0	0	0
2013	0	0	0	0.0-0	0.0-0	0	0	0	0
2014	1	2	3	0.0-0	0.0-0	0	0	0	0
<b>TOT</b>	<b>2</b>	<b>2</b>	<b>4</b>	<b>0.0-0</b>	<b>0.0-0</b>	<b>0</b>	<b>0</b>	<b>0</b>	<b>0</b>



**43 JOSH KILLETT**  
 LB • 6-2 • 220 • RS-Jr.  
 Brentwood, Tenn./Brentwood HS

**2014:** Saw action at linebacker in the first 10 games.

**2013:** Played in all 13 games, including two starts at linebacker . . . finished the season with 47 tackles, including 24 solo stops . . . had 2.0 sacks . . . had two pass break-ups, one forced fumble and one recovered fumble . . . had six tackles and a pass break-up at Arkansas . . . had five tackles against Southeastern Louisiana . . . finished with seven tackles at Appalachian State . . . had a season-high eight tackles and one forced fumble at Wofford . . . had a fumble recovery at Furman.

**2012:** Saw action in all 11 games, serving as a reserve linebacker . . . finished the season with 19 tackles, including nine solo stops . . . had four tackles, two solo, in the season-opening win over Furman . . . also had four tackles in the win at Gardner-Webb . . . had three tackles against The Citadel, and three more against Wofford.

**2011:** Redshirted.

**High School:** Named first-team All-District in 2009 and 2010 at Brentwood High School . . . selected for the Tennessee East-West All-Star game in 2010 . . . played running back, wide receiver, linebacker, safety, and kick and punt returner . . . rushed for 329 yards and four touchdowns on 36 carries as a senior . . . caught 10 passes for 164 yards in 2010 . . . also tallied 52 tackles, two interceptions and four sacks as a senior . . . returned 10 kicks for 269 yards as a senior . . . ranked second on his team with 91 tackles as a junior . . . also rushed 13 times for 207 yards and caught six passes for 68 yards in 2009 . . . returned seven kicks for 189 yards.

**Personal:** Born Dec. 14, 1992 . . . son of Kyle and Amy Killett . . . majoring in public administration with a minor in business.

**KILLETT'S CAREER STATS**

YR	SOLO	AST	TOT	TFL	SKS	PBU	FF	FR	INT
2012	9	10	19	0.0-0	0.0-0	0	0	0	0
2013	24	23	47	2.0-15	2.0-15	2	1	1	0
2014	34	14	48	6.5-29	1.5-16	0	1	0	1
<b>TOT</b>	<b>67</b>	<b>47</b>	<b>114</b>	<b>8.5-44</b>	<b>3.5-31</b>	<b>2</b>	<b>2</b>	<b>1</b>	<b>1</b>



**10 JOSH KIMBERLIN**  
 DB • 6-1 • 205 • Jr.  
 Olive Branch, Miss./  
 Southern Baptist Education Center

**2014:** Has seen action in each of the first 10 games.

**2013:** Saw action in all 13 games, including two starts . . . had 25 tackles, including 12 solo tackles . . . had three interceptions and four pass break-ups . . . also recovered one fumble . . . had three tackles and three interceptions, earning SoCon Defensive Player of the Week honors, at Florida A&M . . . had four tackles against Western Carolina . . . finished with a season-high six tackles at Appalachian State.

**2012:** Saw action in all 11 games, playing both on special teams and in the secondary . . . had three tackles, including one solo stop, for the season . . . all three tackles came in the win over The Citadel.

**High School:** Prepped at the Southern Baptist Education Center in Memphis . . . named All-State in Tennessee and All-Mid-South as a senior . . . was also a finalist for Tennessee's Mr. Football award and was named AutoZone Liberty Bowl All-Star . . . named Player of the Year for Division IIA West District I . . . named to the Memphis Commercial Appeal's Best of the Preps list . . . had 54 tackles and returned 21 kickoffs for 597 yards as a senior . . . also played quarterback and is in the top four in Tennessee history for rushing yards by a quarterback . . . named his school's Athlete of the Year as a junior.

**Personal:** Born Feb. 10, 1994 . . . son of Brad and Paige Kimberlin . . . majoring in sports administration.

**KIMBERLIN'S CAREER STATS**

YR	SOLO	AST	TOT	TFL	SKS	PBU	FF	FR	INT
2012	1	2	3	0.0-0	0.0-0	0	0	0	0
2013	12	13	25	0.0-0	0.0-0	4	0	1	3
2014	8	8	16	0.0-0	0.0-0	2	0	0	3
<b>TOT</b>	<b>21</b>	<b>23</b>	<b>44</b>	<b>0.0-0</b>	<b>0.0-0</b>	<b>6</b>	<b>0</b>	<b>1</b>	<b>6</b>



**93 JAKE KINGREE**  
DL • 6-4 • 240 • RS-So.  
Johns Creek, Ga./Chattahoochee HS

**2014:** Saw action against Stillman and Concordia.

**2013:** Saw action in three games as a backup on the defensive line . . . had one tackle in the season opener at Georgia State.

**2012:** Redshirted . . . competed as a member of the Bulldogs' scout team.

**High School:** Helped lead Chattahoochee High School to the 2010 state championship in Georgia . . . named first-team All-Metro, All-Area and All-Region . . . also named team captain and North Fulton Defensive Player of the Year . . . posted 130 tackles, 12 tackles for a loss, three sacks, two fumble recoveries and three forced fumbles as a senior.

**Personal:** Born March 26, 1994 . . . son of Bill and Lisa Kingree . . . majoring in accounting.

**KINGREE'S CAREER STATS**

YR	SOLO	AST	TOT	TFL	SKS	PBU	FF	FR	INT
2013	0	1	1	0.0-0	0.0-0	0	0	0	0
2014	1	0	1	0.0-0	0.0-0	0	0	0	0
<b>TOT</b>	<b>1</b>	<b>1</b>	<b>2</b>	<b>0.0-0</b>	<b>0.0-0</b>	<b>0</b>	<b>0</b>	<b>0</b>	<b>0</b>



**28 JAMIE MAJOR**  
LB • 6-2 • 224 • RS-Fr.  
Piedmont, Ala./Piedmont HS

**2014:** Has seen action in each of the first 10 games.

**2013:** Redshirted . . . competed as a member of the Bulldogs' scout team.

**High School:** As a senior, tallied 135 tackles, nine tackles for a loss and five sacks . . . also recovered two fumbles and had six pass break-ups . . . was a finalist for the Class 3A Lineman of the Year award . . . was a three-year All-State, four-year All-County and four-year All-Region selection . . . was named Region MVP and Calhoun County Player of the Year as a senior . . . is his school's all-time leader in total tackles with 478 . . . also ranks second in school history in career sacks, third in interceptions, third in tackles for a loss and seventh in passes broken up . . . played for Coach Steve Smith at Piedmont.

**Personal:** Born Oct. 19, 1994 . . . son of James Major and Christy Webb . . . undecided on his major.

**MAJOR'S CAREER STATS**

YR	SOLO	AST	TOT	TFL	SKS	PBU	FF	FR	INT
2013	21	3	24	0.0-0	0.0-0	0	0	0	0
<b>TOT</b>	<b>21</b>	<b>3</b>	<b>24</b>	<b>0.0-0</b>	<b>0.0-0</b>	<b>0</b>	<b>0</b>	<b>0</b>	<b>0</b>



**82 JOHN THOMAS LYNN**  
WR • 6-0 • 200 • RS-So.  
Hendersonville, Tenn./  
Goodpasture HS

**2014:** Saw action against Stillman, VMI and Concordia.

**2013:** Served as a backup wide receiver . . . saw no game action.

**2012:** Redshirted . . . competed as a member of the Bulldogs' scout team.

**High School:** Prepped at Goodpasture High School . . . caught 15 passes for 271 yards and two touchdowns as a senior . . . named All-District in 2009, 2010 and 2011 . . . also participated in track and basketball . . . named All-District in basketball in 2011.

**Personal:** Born July 8, 1993 . . . son of Johnny and Kimberly Lynn . . . majoring in finance.



## 92 JERRY MATHIS

DL • 6-3 • 305 • Sr.  
Conyers, Ga./Rockdale County HS

**2014:** Has started eight of the team's 10 games . . . missed the Chattanooga and Mercer games with an injury.

**2013:** Saw action in 11 games, starting 10 contests, and missing two games due to injury . . . finished the season with 35 tackles, including 21 solo stops . . . had 8.0 tackles for loss and 2.5 sacks . . . recovered two fumbles and blocked one kick . . . had five tackles at Arkansas . . . had a season-high nine tackles, 2.5 tackles for loss and one fumble recovery against Southeastern Louisiana . . . had seven tackles, 2.5 for loss, against Georgia Southern.

**2012:** Saw action in all 11 games, including 10 starts on the defensive line . . . had 32 tackles, including 11 solo stops . . . finished with six tackles for a loss and two and a half sacks . . . also broke up three passes . . . had four tackles each in the West Alabama, Gardner-Webb and Western Carolina games . . . also had a sack at Western Carolina . . . had a season-high five tackles at Georgia Southern . . . had three tackles and a sack against Appalachian State.

**2011:** Saw action in all 11 games on the defensive line . . . finished with 18 tackles, including 13 solo stops . . . had three tackles against Georgia Southern . . . had four tackles at The Citadel.

**High School:** A four-year starter at Rockdale County High School . . . played both offensive and defensive line . . . named second-team All-State as a senior and Honorable Mention as a junior . . . a three-time All-Area selection and two-time second-team All-Region selection . . . named Offensive Line MVP as a junior and senior . . . had team's highest grade point average.

**Personal:** Born Nov. 17, 1992 . . . son of Sewonya Usher . . . majoring in sports administration.

### MATHIS' CAREER STATS

YR	SOLO	AST	TOT	TFL	SKS	PBU	FF	FR	INT
2011	13	5	18	3.0-5	0.0-0	0	0	1	0
2012	11	21	32	6.0-31	2.5-20	3	0	0	0
2013	21	14	35	8.0-42	2.5-23	0	0	2	0
2014	10	4	14	3.5-12	0.0-0	0	1	1	0
<b>TOT</b>	<b>55</b>	<b>44</b>	<b>99</b>	<b>20.5-90</b>	<b>5.0-43</b>	<b>3</b>	<b>1</b>	<b>4</b>	<b>0</b>



## 80 JUSTIN MINICK

DL • 6-3 • 250 • RS-Jr.  
Marietta, Ga./The Walker School

**2014:** Has seen action in eight of the team's first 10 games.

**2013:** Saw action in four games . . . tallied two tackles . . . had one tackle at Georgia State and another tackle at Arkansas.

**2012:** Saw action in eight games on the defensive line . . . finished the season with four tackles, including two solo stops and one tackle for a loss . . . had one tackle each in the Furman, West Alabama, Gardner-Webb and Kentucky games.

**2011:** Redshirted.

**High School:** A two-time All-County selection at The Walker School . . . played in the Cobb All-Star IV Senior Bowl . . . played both offensive and defensive line, earning both Offensive and Defensive Player of the Week honors at various times in his career . . . named Outstanding Lineman as a junior and senior . . . earned the Wolverine Award as a sophomore . . . had 21 total tackles, including 16 solo stops, as a senior . . . had 38 tackles, 27 solo and two sacks, as a junior . . . had a 94 percent effort grade in 2010 . . . a three-time captain who also participated in basketball and wrestling.

**Personal:** Born Sept. 10, 1992 . . . son of Jim and Sylvia Minick . . . majoring in fitness and health promotion.

### MINICK'S CAREER STATS

YR	SOLO	AST	TOT	TFL	SKS	PBU	FF	FR	INT
2012	2	2	4	1.0-2	0.0-0	1	0	0	0
2013	1	1	2	0.0-0	0.0-0	0	0	0	0
2014	2	3	5	0.5-0	0.0-0	0	0	0	0
<b>TOT</b>	<b>5</b>	<b>6</b>	<b>11</b>	<b>1.5-2</b>	<b>0.0-0</b>	<b>1</b>	<b>0</b>	<b>0</b>	<b>0</b>



**4 ALBERT MITCHELL**  
 QB • 6-3 • 195 • RS-Fr.  
 Nashville, Tenn./  
 Christ Presbyterian Academy

**2014:** Has seen action against Stillman and Concordia.

**2013:** Redshirted . . . competed as a member of the Bulldogs' scout team.

**High School:** Passed for 2,117 yards as a senior at Christ Presbyterian Academy . . . passed for 28 touchdowns and just seven interceptions while completing 61.1 percent of his passes last season . . . named to the All-State team for Class 3A in Tennessee . . . was also named the District 10AA Offensive Player of the Year . . . passed for 1,408 yards and 13 touchdowns with just six interceptions as a junior . . . had a combined record of 25-3 as a starter, leading his team to the state semifinals both seasons . . . holds school records for single game passing yards, touchdown passes in a game, highest completion percentage in a game, highest quarterback rating in a game, longest touchdown pass and longest punt . . . played for Coach Ingle Martin in high school.

**Personal:** Born Dec, 19, 1994 . . . son of Clif and Ann Mitchell . . . majoring in business.

**MITCHELL'S CAREER STATS**

YR	C-A-I	Yds.	TD	Long
2014	1-1-0	11	0	11
<b>TOT</b>	<b>1-1-0</b>	<b>11</b>	<b>0</b>	<b>11</b>



**55 JONATHAN MOONEY**  
 LB • 5-10 • 249 • RS-So.  
 Norco, Calif./Riverside Christian HS

**2013:** Served as a reserve linebacker . . . saw no game action.

**2012:** Redshirted . . . competed as a member of the Bulldogs' scout team.

**High School:** Prepped at Riverside Christian High School . . . named first team All-League as a senior . . . also participated in soccer in high school.

**Personal:** Born Dec. 16, 1993 . . . son of Jeff and Angela Mooney . . . majoring in mathematics.



**26 BRANDON NETTLES**  
 DB • 6-0 • 205 • RS-Sr.  
 Mobile, Ala./McGill-Toolen Catholic

**2014:** Has seen action in each of the first 10 games.

**2013:** Played in all 13 games, including one start . . . tallied 26 tackles, including 20 solo stops . . . had one tackle for loss and one pass break-up . . . had a season-high seven tackles against Chattanooga . . . tallied four tackles, including one tackle for loss against Elon . . . had five total tackles at Jacksonville State.

**2012:** Played in all 11 games, including five starts in the secondary . . . tallied 39 tackles, including 24 solo stops and one tackle for a loss . . . intercepted one pass . . . had a season-high eight tackles and one interception against Furman . . . tallied seven tackles against West Alabama . . . had six tackles against Appalachian State . . . had four tackles, all solo, at Elon . . . finished with five tackles at Kentucky.

**2011:** Saw action in all 11 games, including two starts . . . had 11 tackles, including nine solo stops . . . had two tackles against Georgia Southern . . . tallied two tackles against Western Carolina . . . had two tackles at The Citadel.

**2010:** Redshirted.

**High School:** A three-year letterwinner at McGill-Toolen Catholic High School . . . led his team to a combined 29-8 record and two region championships . . . tallied 33 tackles, four interceptions, two forced fumbles and nine pass break-ups as a senior . . . also lettered in track, ranking sixth and fifth in the state in the 110-meter hurdles and 300-meter hurdles.

**Personal:** Born March 23, 1991 . . . son of Cynthia Nettles and Broderick Wingfield . . . majoring in biology and psychology.

**NETTLES' CAREER STATS**

YR	SOLO	AST	TOT	TFL	SKS	PBU	FF	FR	INT
2011	9	2	11	0.0-0	0.0-0	1	0	0	0
2012	24	15	39	1.0-3	0.0-0	1	0	0	1
2013	20	6	26	1.0-1	0.0-0	1	0	0	0
2014	10	1	11	1.0-3	0.0-0	0	0	0	1
<b>TOT</b>	<b>63</b>	<b>24</b>	<b>87</b>	<b>3.0-7</b>	<b>0.0-0</b>	<b>3</b>	<b>0</b>	<b>0</b>	<b>2</b>



**71 BRAD NOBLE**  
DL • 6-2 • 256 • Jr.  
Marietta, Ga./Walton HS

**2014:** Saw action in the first three games on the defensive line.

**2013:** Played in all 13 games . . . finished the season with six tackles, including three solo stops . . . had one sack and one quarterback hurry . . . had a season-high two tackles against Western Carolina . . . also had tackles against Georgia Southern, The Citadel, Furman and Jacksonville State.

**2012:** Saw action in four games as a backup on the defensive line . . . had three tackles for the season . . . had one tackle each against The Citadel, Chattanooga and Kentucky.

**High School:** Prepped at Walton High School . . . named All-County as both a junior and senior . . . also participated in wrestling . . . named All-County and reached the state tournament in wrestling as both a junior and senior.

**Personal:** Born June 24, 1993 . . . son of James Noble and Pam Noble . . . majoring in business.

**NOBLE'S CAREER STATS**

YR	SOLO	AST	TOT	TFL	SKS	PBU	FF	FR	INT
2012	0	3	3	0.0-0	0.0-0	0	0	0	0
2013	3	3	6	1.0-7	1.0-7	0	0	0	0
2014	1	0	1	0.0-0	0.0-0	0	0	0	0
<b>TOT</b>	<b>4</b>	<b>6</b>	<b>10</b>	<b>1.0-7</b>	<b>1.0-7</b>	<b>0</b>	<b>0</b>	<b>0</b>	<b>0</b>



**84 EMMANUEL OBAJIMI**  
WR • 6-1 • 201 • RS-So.  
Miami, Fla./Everglades HS

**2014:** Has seen action in each of the first 10 games.

**2013:** Saw action in all 13 games, including three starts . . . caught 19 passes for 228 yards and a touchdown . . . had four catches for 37 yards at Georgia State . . . caught two passes for 39 yards against Georgia Southern . . . hauled in three passes for 60 yards and a touchdown against Elon.

**2012:** Redshirted . . . participated with the Bulldogs' scout team.

**High School:** Named All-Dade County at Everglades High School . . . also named Dade County Offensive Player of the Week three times . . . selected for the Dade County North vs. South All-Star Game . . . tallied 42 receptions for 614 yards and 10 touchdowns as a senior.

**Personal:** Born Nov. 11, 1993 . . . son of Femi Bajimi and Adeyinka Obajimi . . . majoring in accounting.

**OBAJIMI'S CAREER STATS**

YR	RUSH	YDS	AVG	TD	REC	YDS	AVG	TD
2013	0	0	0.0	0	19	228	12.0	1
2014	2	4	2.0	0	19	231	12.2	1
<b>TOT</b>	<b>2</b>	<b>4</b>	<b>2.0</b>	<b>0</b>	<b>38</b>	<b>459</b>	<b>12.1</b>	<b>2</b>



**54 MICHAEL O'NEAL**  
P/PK • 6-4 • 204 • RS-Sr.  
Vestavia Hills, Ala./Univ. of Alabama

**2014:** Has seen action in the first 10 games, handling kickoff duties.

**2013:** Played in all 13 games . . . handled the kick-off duties for the team . . . averaged 62.2 yards on 78 kickoffs . . . produced 34 touchbacks . . . also punted once for 40 yards.

**2012:** Served as a backup punter . . . saw action in two games, versus The Citadel and at Kentucky . . . handled one kickoff for 62 yards against The Citadel, and punted once for 35 yards at Kentucky.

**2011:** Saw action in three games . . . served as a backup punter . . . punted four times for an average of 41.5 yards per kick . . . averaged 46.0 yards on two punts at The Citadel.

**Previous College:** Attended the University of Alabama in 2010-11.

**High School:** Prepped at Vestavia Hills High School . . . named to the Over the Mountain Team's first team as a punter as a senior in 2010 . . . won the Pat Patrick Award, also in 2010 . . . named to the National Honor Society.

**Personal:** Born Nov. 8, 1991 . . . son of Richard and Lynn O'Neal . . . majoring in philosophy.

**O'NEAL'S CAREER STATS**

YR	PUNTS	YDS	AVG	LONG	KOs	YDS	AVG
2011	4	166	41.5	51	0	0	0.0
2012	1	35	35.0	35	1	62	62.0
2013	1	40	40.0	40	78	4851	62.2
2014	0	0	0.0	0	63	3898	61.9
<b>TOT</b>	<b>6</b>	<b>241</b>	<b>40.2</b>	<b>51</b>	<b>142</b>	<b>8811</b>	<b>62.0</b>



## 29 TONNE OSAIGBOVO

LB • 6-0 • 225 • RS-So.  
Kennesaw, Ga./Harrison HS

**2014:** Has started each of the first 10 games at linebacker.

**2013:** Saw action in all 13 games . . . finished the season with 17 tackles, including 10 solo stops . . . had a season-high three tackles against Southeastern Louisiana . . . also had three tackles at Appalachian State.

**2012:** Redshirted . . . participated with the Bulldogs' scout team.

**High School:** Was a two-time All-Cobb County selection at Harrison High School . . . a three-time Defensive Player of the Week as a senior . . . also selected to play in the Cobb County All-Star Senior Bowl . . . tallied 164 tackles, including 78 solo stops, for his career . . . also had five sacks, seven interceptions and five forced fumbles.

**Personal:** Born March 28, 1993 . . . son of Anthony and Cindy Osaigbovo . . . majoring in business.

### OSAIGBOVO'S CAREER STATS

YR	SOLO	AST	TOT	TFL	SKS	PBU	FF	FR	INT
2013	10	7	17	0.5-1	0.0-0	0	0	0	0
2014	21	3	24	1.0-3	0.0-0	0	0	0	0
<b>TOT</b>	<b>31</b>	<b>10</b>	<b>41</b>	<b>2.0-4</b>	<b>0.0-0</b>	<b>0</b>	<b>0</b>	<b>0</b>	<b>0</b>



## 18 DREW PEDERSON

QB • 6-3 • 215 • RS-Fr.  
Moorestown, N.J./Moorestown HS

**2014:** Has seen action as the team's main holder and as a quarterback against Stillman and Concordia.

**2013:** Redshirted . . . participated with the Bulldogs' scout team.

**High School:** Excelled not only at the quarterback position but also at free safety, wide receiver and punter . . . defensively, finished his junior season with eight interceptions and 60 tackles . . . received accolades from Burlington County and South Jersey . . . was named first team All-County at safety, second team All-SJ and first team All-Conference . . . was a member of the student council advisory committee . . . also played on his school's baseball team . . . father, Doug, is the offensive coordinator for the Kansas City Chiefs . . . played for Coach Russ Horton at Moorestown.

**Personal:** Born Dec. 2, 1995 . . . son of Doug and Jeannie Pederson . . . majoring in interior architecture.

### PEDERSON'S CAREER STATS

YR	C-A-I	Yds.	TD	Long
2014	2-2-0	5	0	3
<b>TOT</b>	<b>2-2-0</b>	<b>5</b>	<b>0</b>	<b>3</b>



## 95 GREG PERANICH

P • 6-4 • 185 • RS-Sr.  
Pace, Fla./Pace HS

**2014:** Served as the team's punter in the first 10 games.

**2013:** Played in all 13 games, serving as the team's main punter . . . punted 68 times, averaging 42.9 yards per kick . . . produced eight touchbacks and placed 23 punts inside the 20-yard line . . . averaged 48.7 yards on three punts at Florida A&M . . . punted six times for an average of 50.3 yards against Western Carolina . . . averaged 47.8 yards on five punts at Appalachian State . . . punted six times for an average of 49.7 yards against Chattanooga . . . posted an average of 41.6 yards on five punts against Elon.

**2012:** Played in all 11 games, serving as the team's main punter . . . punted 67 times for an average of 39.7 yards per punt . . . produced six touchbacks and placed 15 kicks inside the 20-yard line . . . had seven punts of over 50 yards . . . averaged 41.3 yards on three punts against West Alabama . . . punted nine times for an average of 43.2 yards at Georgia Southern . . . averaged 46.7 yards on nine punts against Appalachian State . . . punted five times for an average of 44.8 yards against Wofford.

**2011:** Saw action in 10 games, serving as the team's main punter . . . named to the SoCon's All-Freshman team . . . punted 47 times for an average of 41.1 yards per kick . . . had seven punts of 50 yards or more and placed 15 kicks inside the opponents' 20-yard line . . . averaged 43.7 yards on three punts at Wofford . . . punted six times for an average of 41.0 yards at Furman . . . averaged 41.5 yards on four punts against Elon . . . averaged 43.8 yards on five punts against Western Carolina.

**2010:** Redshirted.

**High School:** A three-year letterman at Pace High School . . . named to the Pensacola News Journal first-team All-Area team, WEAR-TV3 All-Area team and the Pensacola Sports Association All-Star team as a senior . . . named to the Pensacola News Journal second-team All-Area team as a junior . . . scored 131 points over his high school career . . . averaged 38 yards on 35 punts with 17 punts downed inside the 20-yard line . . . made seven of 16 field goals and 30 of 31 extra-point attempts . . . punted 25 times for a 41-yard average as a junior . . . his team was a combined 25-12 over his three seasons.

**Personal:** Born Nov. 6, 1991 . . . son of Steve and Angel Peranich . . . majoring in pharmacy.

### PERANICH'S CAREER STATS

YR	NO	YDS	AVG	LONG
2011	47	1930	41.1	57
2012	67	2663	39.7	62
2013	68	2915	42.9	55
2014	46	1982	43.1	59
<b>TOT</b>	<b>228</b>	<b>9490</b>	<b>41.6</b>	<b>62</b>





**41 SAM PETTWAY**  
S • 6-0 • 190 • RS-Fr.  
Mobile, Ala./UMS-Wright

**2014:** Has seen action in each of the first 10 games.

**2013:** Redshirted . . . participated with the Bulldogs' scout team.

**High School:** Led team to the Class 4A state championship as a senior . . . led his team with 158 tackles, including 90 solo stops . . . had three interceptions, two blocked kicks, two forced fumbles and seven passes broken up in 2012 . . . earned All-Region and All-State honors in 2011 and 2012 . . . also named his team's Defensive Player of the Year and a permanent team captain . . . for his career, tallied 432 tackles, 11 interceptions, 26 passes defended, seven forced fumbles, five blocked punts, two blocked field goals and four fumble recoveries . . . played for Coach Terry Curtis in high school.

**Personal:** Born Feb. 5, 1994 . . . son of Wilson Pettway and Angela Nash . . . majoring in computer programming.

**PETTWAY'S CAREER STATS**

YR	SOLO	AST	TOT	TFL	SKS	PBU	FF	FR	INT
2014	15	2	17	1.0-1	0.0-0	0	0	0	0
<b>TOT</b>	<b>15</b>	<b>2</b>	<b>17</b>	<b>1.0-1</b>	<b>0.0-0</b>	<b>0</b>	<b>0</b>	<b>0</b>	<b>0</b>



**32 TONY PHILPOT**  
TE/H-BACK • 6-2 • 243 • Jr.  
Opelika, Ala./Opelika HS

**2014:** Started at tight end in each of the first 10 games.

**2013:** Played in seven games . . . caught five passes for 58 yards and one touchdown . . . had two catches for 21 yards at Arkansas . . . caught one pass for 28 yards against Elon . . . caught a four-yard touchdown pass at Jacksonville State.

**2012:** Saw action in 10 games, including one start, at tight end . . . caught eight passes for 89 yards and one touchdown . . . had two catches for 14 yards against West Alabama . . . caught three passes for 67 yards and a touchdown against Appalachian State.

**High School:** Had eight catches for 144 yards and a touchdown last season at Opelika High School . . . graded out as a dominating blocker, playing his first season as an H-Back in 2011 . . . also competed in track and field.

**Personal:** Born Sept. 5, 1993 . . . son of Tony and Tracey Philpot . . . majoring in public administration.

**PHILPOT'S CAREER STATS**

YR	RUSH	YDS	AVG	TD	REC	YDS	AVG	TD
2012	0	0	0.0	0	8	89	11.1	1
2013	0	0	0.0	0	5	58	11.6	1
2014	0	0	0.0	0	8	121	15.1	1
<b>TOT</b>	<b>0</b>	<b>0</b>	<b>0.0</b>	<b>0</b>	<b>21</b>	<b>268</b>	<b>12.8</b>	<b>3</b>



**98 MICHAEL PIERCE, JR.**  
DL • 6-0 • 309 • RS-Jr.  
Daphne, Ala./Tulane University

**2014:** Started on the defensive line in the first 10 games.

**2013:** Played in all 13 games, including 11 starts on the defensive line . . . finished with 47 total tackles, including 24 solo stops . . . had 5.0 tackles for loss . . . also had one forced fumble and one pass break-up . . . had a season-high eight tackles at Arkansas . . . had seven tackles, including 1.5 for loss, against Southeastern Louisiana . . . had seven tackles at Appalachian State . . . contributed six tackles, 1.0 for loss, against Chattanooga.

**Previous College:** Transferred to Samford after two seasons at Tulane . . . played in all 13 games for the Green Wave as a true freshman in 2011, tallying 15 tackles, including nine solo stops . . . was named to the Conference USA All-Freshman team.

**High School:** Was a two-year letterman at Daphne High School . . . helped lead the Trojans to a combined 21-8 record, including a 15-0 showing and a state championship as a senior . . . named first-team All-State and All-District while claiming Cellular South 1st & 10 Club Defensive Player of the Year honors as a senior after posting 82 stops and helping spearhead a defense that allowed an average of just 9.5 points per game . . . also named MVP of the 6A state championship game after recording 10 stops in a 7-6 win over Hoover . . . selected to play in the Max Emfinger All-American Bowl Game Classic.

**Personal:** Born Nov. 6, 1992 . . . son of Michael and Daphne Pierce . . . majoring in journalism and mass communication.

**PIERCE'S SAMFORD CAREER STATS**

YR	SOLO	AST	TOT	TFL	SKS	PBU	FF	FR	INT
2013	24	23	47	5.0-10	0.5-2	1	1	0	0
2014	26	8	34	5.0-19	1.0-6	1	1	0	0
<b>TOT</b>	<b>50</b>	<b>31</b>	<b>81</b>	<b>10.0-29</b>	<b>1.5-8</b>	<b>2</b>	<b>2</b>	<b>0</b>	<b>0</b>



**5 BRINSON PORTER**  
DE • 6-4 • 235 • Sr.  
Atlanta, Ga./Wesleyan School

**2014 Charles Williams  
Memorial Jersey Winner**

**2014:** Has seen action in each of the first 10 games, including eight starts.

**2013:** Saw action in all 13 games, including four starts . . . tallied 34 tackles, including 21 solo stops . . . had 2.5 tackles for loss and 1.5 sacks . . . broke up two passes . . . had three tackles at Arkansas . . . finished with three tackles, all solo, against Georgia Southern . . . had four tackles at Appalachian State . . . had a season-high eight tackles at The Citadel . . . had four tackles, including 1.5 for loss, at Jacksonville State.

**2012:** Played in all 11 games, including eight starts on the defensive line . . . finished with 21 tackles, including 11 solo stops and three and a half tackles for a loss . . . had seven quarterback hurries and one pass break-up . . . tallied three tackles at Western Carolina . . . had four tackles, two solo, at Georgia Southern . . . had three tackles against The Citadel . . . tallied four tackles against Wofford.

**2011:** Saw action in nine games . . . had three tackles, including two solo stops . . . had two tackles for a loss and one sack . . . had one tackle each against Furman, Appalachian State and Western Carolina.

**High School:** Prepped at Wesleyan High School . . . named second-team All-State . . . was named team captain, and won the Team First Award . . . also competed in track and golf.

**Personal:** Born Dec. 23, 1992 . . . son of Jerry and Denise Porter . . . majoring in finance.

**PORTER'S CAREER STATS**

YR	SOLO	AST	TOT	TFL	SKS	PBU	FF	FR	INT
2011	2	1	3	2.0-7	1.0-5	0	0	0	0
2012	11	10	21	3.5-7	0.0-0	1	0	0	0
2013	21	13	34	2.5-9	1.5-8	2	0	0	0
2014	14	3	17	2.0-17	2.0-17	0	0	0	0
<b>TOT</b>	<b>48</b>	<b>27</b>	<b>75</b>	<b>10.0-40</b>	<b>4.5-30</b>	<b>3</b>	<b>0</b>	<b>0</b>	<b>0</b>



**52 CONNOR RAFFERTY**  
OL • 6-3 • 295 • RS-Fr.  
Tampa, Fla./Robinson HS

**2014:** Has seen action in each of the first 10 games.

**2013:** Redshirted . . . participated with the Bulldogs' scout team.

**High School:** Helped lead his team to a 12-2 record in 2012 . . . was named first team All-Sun Coast by the Tampa Bay Times . . . was also named first team All-County and second team All-State as a senior . . . won his team's Offensive Line Award as a senior and its Blocking Award as a junior . . . was a leader on an offensive line that helped Robinson High School average 215 rushing yards per game . . . helped his team reach the Class 5A state semifinals as a senior . . . played for Coach Mike DePue at Robinson.

**Personal:** Born April 17, 1995 . . . son of Robin Rafferty and Terrasa Rafferty . . . undecided on his major.



**89 JAVIAN RAMSON**  
WR • 6-2 • 205 • So.  
Muscle Shoals, Ala./  
Muscle Shoals HS

**2014:** Has seen action in seven games so far this season.

**2013:** Played in all 13 games, including one start . . . caught two passes for 82 yards and a touchdown . . . had one catch for 66 yards and a touchdown against Southeastern Louisiana . . . caught one pass for 16 yards against Western Carolina.

**High School:** Helped lead his Muscle Shoals High School team to a 13-1 record and a spot in the state semifinals in 2012 . . . named All-Area as a senior . . . caught 23 passes for 384 yards and four touchdowns, averaging 16.7 yards per reception as a senior . . . also rushed nine times for 98 yards in 2012 . . . as a junior, had 14 receptions for 316 yards and two touchdowns, while rushing eight times for 69 yards . . . played for Coach Scott Basden in high school.

**Personal:** Born April 25, 1995 . . . son of Stephanie Hollis . . . undecided on his major.

**RAMSON'S CAREER STATS**

YR	RUSH	YDS	AVG	TD	REC	YDS	AVG	TD
2013	0	0	0.0	0	2	82	41.0	1
2014	0	0	0.0	0	0	0	0.0	0
<b>TOT</b>	<b>0</b>	<b>0</b>	<b>0.0</b>	<b>0</b>	<b>2</b>	<b>82</b>	<b>41.0</b>	<b>1</b>



## 51 JONATHAN RODGERS

RB • 5-11 • 225 • Jr.  
Mobile, Ala./Mississippi College

**Previous College:** Played one season at Mississippi College.

**High School:** Prepped at McGill-Toolen High School in Mobile.



## 97 CALVIN RUFF

DL • 6-0 • 240 • RS-Sr.  
Tampa, Fla./Jesuit HS

**2014:** Has seen action in all 10 games, including two starts.

**2013:** Played in all 13 games, including 10 starts . . . finished the season with 20 tackles, including seven solo stops . . . had 4.5 tackles for loss and 2.0 sacks . . . had a season-high five tackles at Arkansas . . . posted four tackles at Florida A&M . . . had a sack against Western Carolina.

**2012:** Saw action in 11 games, including two starts on the defensive line . . . had 15 tackles for the season . . . had two quarterback hurries and one pass break-up . . . had a season-high five tackles, including one and a half tackles for a loss at Gardner-Webb . . . had two tackles at Western Carolina . . . tallied two tackles, both solo, against The Citadel . . . finished with two tackles against Wofford.

**2011:** Saw action in four games on the defensive line . . . tallied two tackles, both solo stops . . . had two tackles, both sacks against Stillman.

**2010:** Redshirted.

**High School:** Named Defensive MVP of his team at Jesuit High School . . . named Defensive Playmaker for his team . . . also participated in basketball . . . won the Hustle Award for basketball.

**Personal:** Born June 2, 1992 . . . son of Calvin and Kim Ruff . . . majoring in exercise science.

### RUFF'S CAREER STATS

YR	SOLO	AST	TOT	TFL	SKS	PBU	FF	FR	INT
2011	2	0	2	2.0-17	2.0-17	0	0	0	0
2012	5	10	15	1.5-11	1.5-11	1	0	0	0
2013	7	13	20	4.5-20	2.0-15	0	0	0	0
2014	13	1	14	4.0-4	1.0-1	2	0	0	0
<b>TOT</b>	<b>27</b>	<b>24</b>	<b>51</b>	<b>12.0-53</b>	<b>6.5-44</b>	<b>3</b>	<b>0</b>	<b>0</b>	<b>0</b>



## 40 DEVON SCHMITT

TE • 6-3 • 208 • RS-So.  
Alpharetta, Ga./King's Ridge HS

**2014:** Has seen action in each of the first 10 games.

**2013:** Saw action in 11 games . . . caught two passes for 27 yards . . . had one catch for 20 yards against Western Carolina . . . caught one pass for seven yards at The Citadel.

**2012:** Redshirted.

**High School:** Prepped at King's Ridge Christian School . . . named All-State as a senior . . . also named All-Region . . . also competed in baseball, earning All-Region honors.

**Personal:** Born Aug. 25, 1993 . . . son of Bill Schmitt and Carmon Schmitt . . . undecided on his major.

### SCHMITT'S CAREER STATS

YR	RUSH	YDS	AVG	TD	REC	YDS	AVG	TD
2013	0	0	0.0	0	2	27	13.5	0
2014	0	0	0.0	0	6	60	10.0	1
<b>TOT</b>	<b>0</b>	<b>0</b>	<b>0.0</b>	<b>0</b>	<b>8</b>	<b>87</b>	<b>10.9</b>	<b>1</b>



## 66 C.H. SCRUGGS

OL • 6-2 • 295 • RS-Jr.  
Jasper, Ala./Walker HS

**2014:** Has seen action in each of the first 10 games.

**2013:** Started all 13 games . . . served as the team's starting center throughout the season.

**2012:** Served as a backup on the offensive line . . . saw action in three games as a reserve.

**2011:** Redshirted.

**High School:** Helped lead his teams to a combined 30-7 record at Walker High School . . . recorded 100 knock-down blocks as a senior . . . a two-year starter at left tackle . . . named Most Valuable Lineman in 2009 and 2010 . . . elected team captain as a senior . . . played in the Alabama-Mississippi All-Star Game . . . inducted into the National Honor Society . . . nominated for the Wendy's High School Heisman . . . was a two-year starting catcher for the baseball team.

**Personal:** Born Oct. 22, 1992 . . . son of Carey and Gina Scruggs . . . majoring in business.



## 7 GAVIN SINCLAIR

WR • 5-11 • 165 • Jr.  
Fort Lauderdale, Fla./  
St. Thomas Aquinas

**2014:** Has seen action in each of the first 10 games.

**2013:** Saw action in all 13 games at wide receiver . . . caught 11 passes for 226 yards and two touchdowns . . . had two catches for 74 yards and a touchdown against Western Carolina . . . had one catch for a 74-yard touchdown against Georgia Southern . . . caught three passes for 26 yards at Appalachian State.

**2012:** Played in all 11 games at wide receiver . . . caught six passes for 75 yards . . . had two catches for 26 yards at Gardner-Webb . . . caught a pass for 25 yards against Appalachian State . . . had two catches for 14 yards against Wofford.

**High School:** Played on the two-time state and national championship teams at St. Thomas Aquinas High School . . . named to the Broward County All-Star team . . . selected for the South Florida Private vs. Public All-Star Game . . . caught 25 passes for 385 yards and three touchdowns as a senior . . . also returned nine punts for 178 yards and a touchdown . . . had 35 receptions for his career . . . tallied 759 career all-purpose yards and seven touchdowns .

**Personal:** Born Jan. 14, 1994 . . . son of Fredrick and Daisy Sinclair . . . majoring in computer science.

### SINCLAIR'S CAREER STATS

YR	RUSH	YDS	AVG	TD	REC	YDS	AVG	TD
2012	0	0	0.0	0	6	75	12.5	0
2013	0	0	0.0	0	11	226	20.5	2
2014	0	0	0.0	0	17	166	9.8	1
<b>TOT</b>	<b>0</b>	<b>0</b>	<b>0.0</b>	<b>0</b>	<b>34</b>	<b>467</b>	<b>13.7</b>	<b>3</b>



## 13 TYLER SMALL

TE • 6-4 • 220 • RS-Fr.  
Tampa, Fla./Jefferson HS

**2014:** Saw action against VMI and Concordia.

**2013:** Redshirted . . . participated with the Bulldogs' scout team.

**High School:** Prepped at Jefferson High School in Tampa, Florida . . . as a junior, completed 36-of-59 passes for 503 yards and five touchdowns.

**Personal:** Born Oct. 7, 1994 . . . son of John and Michelle Small . . . majoring in marine science.



## 96 MITCHELL SMITH

DL • 6-4 • 270 • RS-So.  
Canton, Ga./Sequoyah HS

**2014:** Has seen action in five games so far this season.

**2013:** Served as a backup defensive lineman . . . saw no game action . . . battled injury all season.

**2012:** Redshirted . . . competed as a member of the Bulldogs' scout team.

**High School:** Was named to the Cherokee Tribune's All-County team as a junior and a senior . . . named Cherokee County Gridiron Defensive Lineman of the Year and was named to the Cherokee Tribune Super Six as a senior . . . also named Team MVP and Sequoyah Iron Man as a senior . . . named first-team All-Region for Region 7-AAAA . . . won his team's Defensive Line Award as a junior . . . tallied 87 tackles and six sacks as a senior, and 151 tackles and 12 sacks for his high school career.

**Personal:** Born Feb. 13, 1994 . . . son of Bobbie Halverson . . . majoring in sports administration.

### SMITH'S CAREER STATS

YR	SOLO	AST	TOT	TFL	SKS	PBU	FF	FR	INT
2014	5	0	5	0.0-0	0.0-0	0	0	1	0
<b>TOT</b>	<b>5</b>	<b>0</b>	<b>5</b>	<b>0.0-0</b>	<b>0.0-0</b>	<b>0</b>	<b>0</b>	<b>1</b>	<b>0</b>



## 6 JAQUISKI TARTT

FS • 6-1 • 218 • RS-Sr.  
Mobile, Ala./Davidson HS

**\*\*PRESEASON ALL-AMERICAN\*\***

**\*\*BUCHANAN AWARD  
WATCH LIST\*\***

**2014:** Started at free safety in the first 10 games of the season.

**2013:** Started 12 games at free safety, missing one game due to injury . . . named first team All-SoCon and second team All-American . . . tied for third on the team in tackles with 98, including 69 solo stops . . . had one interception and nine pass break-ups . . . had five tackles and an interception returned for a 33-yard touchdown at Georgia State . . . had nine tackles against Southeastern Louisiana . . . tallied six tackles against Western Carolina . . . had six tackles against Georgia Southern . . . finished with 17 tackles, including 15 solo stops, at Wofford . . . had nine tackles at The Citadel . . . had 17 tackles, 13 solo, against Chattanooga . . . contributed 12 tackles, 10 solo, at Jacksonville State.

**2012:** Started all 11 games at free safety . . . named first-team All-Conference and All-American . . . named a finalist for the Buck Buchanan Award, which goes to the top defensive player in all of Division I-FCS football . . . led the team with 94 tackles, including 57 solo stops . . . also led the team with four interceptions and 10 pass break-ups . . . had nine tackles against Furman . . . intercepted two passes, recovered a fumble and had five tackles against West Alabama . . . had 11 tackles, including six solo stops, at Gardner-Webb . . . tallied 14 tackles at Western Carolina . . . had 12 tackles and returned a fumble recovery 80 yards for a touchdown at Georgia Southern . . . returned an interception 65 yards for a touchdown against The Citadel . . . tied a career high with 14 tackles, including 11 solo stops, and one interception against Appalachian State . . . had nine tackles, including seven solo tackles, against Wofford . . . tallied seven tackles at Kentucky.

**2011:** Saw action in 10 games . . . tallied 23 tackles, including 20 solo stops . . . had eight tackles, all solo, at Appalachian State . . . had four tackles, all solo, versus Chattanooga.

**2010:** Redshirted.

**High School:** Started at safety in 2009 at Davidson High School, his first year of playing organized football . . . tallied 72 tackles during the season, including 48 solo stops . . . also had two interceptions, five pass break-ups, one forced fumble, one fumble recovery and one quarterback hurry . . . also participated in basketball . . . named to the Mobile Press-Register High School Basketball All-Academic Team.

**Personal:** Born Feb. 18, 1992 . . . son of Sean King, Sr., and Cheryl Tartt . . . majoring in psychology.

### TARTT'S CAREER STATS

YR	SOLO	AST	TOT	TFL	SKS	PBU	FF	FR	INT
2011	20	3	23	0.0-0	0.0-0	0	0	0	0
2012	57	37	94	3.0-3	0.0-0	10	1	2	4
2013	69	29	98	0.5-1	0.0-0	9	0	0	1
2014	50	8	58	3.0-6	0.0-0	1	0	0	1
<b>TOT</b>	<b>196</b>	<b>77</b>	<b>273</b>	<b>6.5-10</b>	<b>0.0-0</b>	<b>20</b>	<b>1</b>	<b>2</b>	<b>6</b>



## 24 TREY WESLEY

DB • 6-1 • 192 • RS-Jr.  
Hiram, Ga./Hiram HS

**2014:** Started at corner back in each of the first 10 games.

**2013:** Saw action in all 13 games, including 11 starts at strong safety . . . tied for third on the team in tackles with 98, including 61 solo stops . . . had 4.0 tackles for loss, and recovered three fumbles . . . had nine tackles and two fumble recoveries at Arkansas . . . finished with eight tackles against Southeastern Louisiana . . . tallied seven tackles against Western Carolina . . . contributed 10 tackles and one pass break-up at Appalachian State . . . had eight tackles, including 1.0 tackle for loss at Wofford . . . finished with 10 tackles at The Citadel . . . had nine tackles at Furman . . . contributed nine tackles against Chattanooga . . . finished with nine tackles at Jacksonville State.

**2012:** Played in all 11 games in the secondary . . . finished the season with 32 tackles, including 20 solo stops . . . had one interception and three sacks . . . had seven tackles, four solo, at Gardner-Webb . . . had one interception at Georgia Southern . . . finished with five tackles, all solo, against Appalachian State . . . had a season-high nine tackles and two sacks at Elon.

**2011:** Redshirted.

**High School:** A three-time team captain at Hiram High School . . . led his team to its first undefeated season, first Region Championship and first back-to-back playoff appearances . . . had a combined record of 25-9 in three seasons . . . holds school records for most rushing yards in a game, most receiving touchdowns in a career and most receptions in a career . . . named All-County as a running back . . . named Georgia High School Association Top Performer . . . voted Mr. Hiram High School . . . rushed 251 times for 2,012 yards and 17 touchdowns for his career . . . also caught 61 passes for 887 yards and 10 touchdowns.

**Personal:** Born April 15, 1993 . . . son of William H. Wesley, Jr., and Lisa Wesley . . . majoring in business marketing.

### WESLEY'S CAREER STATS

YR	SOLO	AST	TOT	TFL	SKS	PBU	FF	FR	INT
2012	20	12	32	4.5-22	3.0-21	1	0	1	1
2013	61	37	98	4.0-8	0.0-0	2	0	3	0
2014	27	6	33	2.0-3	0.0-0	6	0	1	0
<b>TOT</b>	<b>108</b>	<b>55</b>	<b>163</b>	<b>10.5-33</b>	<b>3.0-21</b>	<b>9</b>	<b>0</b>	<b>5</b>	<b>1</b>



## 81 BRANDON WILKINSON

DE • 6-4 • 242 • RS-Sr.  
Venice, Fla./Univ. of South Florida

**2014:** Started at defensive end in the first 10 games.

**2013:** Saw action in 10 games, including three starts at defensive end . . . finished the season with 23 tackles, including 15 solo stops . . . had 5.5 tackles for loss and 4.5 sacks . . . had four tackles against Georgia Southern . . . contributed four tackles, including 2.0 sacks at Appalachian State . . . had four tackles, all solo, at The Citadel . . . had four tackles, including 1.0 sack at Furman . . . finished with four tackles, including 1.5 sacks against Chattanooga.

**2012:** Saw action in five games, missing several games due to injury . . . finished the season with 12 tackles, including four solo stops . . . had one tackle for a loss and one and a half sacks . . . had two quarterback hurries and two pass break-ups . . . had three tackles against Furman . . . also had three tackles, two solo, at Elon . . . finished with a season-high five tackles at Kentucky.

**2011:** Saw action in nine games on the defensive line . . . tallied seven tackles, including five solo stops . . . had two tackles against Western Carolina . . . had two tackles and a fumble recovery at Auburn.

**Previous College:** Redshirted in 2010 at the University of South Florida.

**High School:** Rated as the No. 54 defensive end in the country according to Scout.com . . . ranked as the No. 64 defensive end by ESPN.com . . . posted 70 tackles, 15 sacks and two fumble recoveries as a junior . . . named to the 5A All-State second team . . . tabbed to the All-Area first team . . . caught 11 passes for more than 200 yards as a tight end as a sophomore.

**Personal:** Born July 25, 1991 . . . son of Kim and Scott Wilkinson . . . majoring in sports administration.

### WILKINSON'S CAREER STATS

YR	SOLO	AST	TOT	TFL	SKS	PBU	FF	FR	INT
2011	5	2	7	1.0-2	1.0-2	1	0	1	0
2012	4	8	12	1.0-7	1.5-7	2	0	0	0
2013	15	8	23	5.5-43	4.5-38	0	0	0	0
2014	19	6	25	5.0-8	0.0-0	2	0	0	0
<b>TOT</b>	<b>43</b>	<b>24</b>	<b>67</b>	<b>12.5-60</b>	<b>7.0-47</b>	<b>5</b>	<b>0</b>	<b>1</b>	<b>0</b>



## 30 JAKE WILKS

RB • 5-7 • 185 • RS-So.  
Trussville, Ala./  
Hewitt-Trussville HS

**2014:** Has seen action in five games so far this season.

**2013:** Served as a backup at running back.

**2012:** Served as a backup at running back . . . saw action in one game, playing against West Alabama . . . rushed three times for

nine yards against West Alabama.

**High School:** Was named team captain as a senior at Hewitt-Trussville High School . . . rushed for 810 yards (6.2 ypc) as a senior . . . also caught 13 passes for 150 yards and returned 12 kicks for 353 yards . . . finished with 1,313 all-purpose yards in 2011 . . . scored 16 touchdowns as a senior and 21 for his high school career . . . was named Scholar-Athlete of the Week and ABC 33/40 Athlete of the Week during his senior campaign . . . maintained a 4.1 grade-point average and was a member of the National Honor Society.

**Personal:** Born May 7, 1993 . . . son of Bill and Rondie Wilks . . . majoring in business.

### WILKS' CAREER STATS

YR	RUSH	YDS	AVG	TD	REC	YDS	AVG	TD
2012	3	9	3.0	0	0	0	0.0	0
2013	0	0	0.0	0	0	0	0.0	0
2014	23	107	4.7	0	2	8	4.0	0
<b>TOT</b>	<b>26</b>	<b>116</b>	<b>4.5</b>	<b>0</b>	<b>2</b>	<b>8</b>	<b>4.0</b>	<b>0</b>



## 25 DENZEL WILLIAMS

RB • 5-10 • 191 • RS-So.  
Columbiana, Ala./Shelby County HS

**2014:** Made the move to running back in the spring . . . has started the first 10 games at running back.

**2013:** Saw action in 11 games at defensive back . . . had 10 tackles, including six solo stops . . . had two tackles against Georgia Southern . . . contributed three tackles at Appalachian State . . . had two tackles against Elon, and two more at Jacksonville State.

**2012:** Redshirted . . . participated with the Bulldogs' scout team.

**High School:** Was a two-time team captain at Shelby County High School . . . won the Racehorse Award and Strong Man Award for his team as a senior . . . named first-team All-Shelby County as a running back his junior season . . . won his team's Versatility Award as a junior and the Iron Man Award as a sophomore . . . was named an Over the Mountain Touchdown Club Player of the Week during his sophomore season . . . started on both offense and defense for three seasons . . . rushed for more than 3,000 yards for his career.

**Personal:** Born April 6, 1994 . . . son of Tommy and Phyllis Thomas . . . undecided on his major.

### WILLIAMS' CAREER STATS

YR	RUSH	YDS	AVG	TD	REC	YDS	AVG	TD
2014	176	877	5.0	16	23	186	8.1	0
<b>TOT</b>	<b>176</b>	<b>877</b>	<b>5.0</b>	<b>16</b>	<b>23</b>	<b>186</b>	<b>8.1</b>	<b>0</b>

YR	SOLO	AST	TOT	TFL	SKS	PBU	FF	FR	INT
2013	6	4	10	0.5-0	0.0-0	0	0	0	0
<b>TOT</b>	<b>6</b>	<b>4</b>	<b>10</b>	<b>0.5-0</b>	<b>0.0-0</b>	<b>0</b>	<b>0</b>	<b>0</b>	<b>0</b>



### 31 BOBBY WILSON

LB • 6-1 • 235 • RS-Jr.  
Shelbyville, Tenn./  
Shelbyville Central HS

**2013:** Started all 13 games at linebacker . . . finished second on the team with 100 tackles, including 55 solo tackles . . . had 4.5 tackles for loss and 1.0 sack . . . also had one interception and one forced fumble . . . had 10 tackles and an interception at Georgia State . . . contributed 10 tackles at Arkansas . . . had a career-high 13 tackles against Southeastern Louisiana . . . had 10 tackles against Western Carolina . . . finished with eight tackles against Georgia Southern . . . had eight tackles at Furman . . . had 11 tackles, including 3.0 tackles for loss against Chattanooga . . . contributed seven tackles against Elon.

**2012:** Saw action in one game, playing at Kentucky . . . had three tackles, including one solo stop, at Kentucky.

**2011:** Redshirted.

**High School:** A three-time All-Area and All-Region selection at Shelbyville Central High School . . . named All-State, All-Midstate, All-District and Area Defensive MVP as a senior . . . had 144 tackles, 22 tackles for a loss, six forced fumbles and three fumble recoveries as a senior . . . had 86 tackles, 28 for a loss, and scored two touchdowns as a junior . . . tallied 68 tackles, 16 for a loss, and two touchdowns in his sophomore season . . . also played basketball, earning two All-District honors.

**Personal:** Born Sept. 21, 1993 . . . son of Bobby Anderson and Jackie Wilson . . . majoring in business.

#### WILSON'S CAREER STATS

YR	SOLO	AST	TOT	TFL	SKS	PBU	FF	FR	INT
2012	1	2	3	0.0-0	0.0-0	0	0	0	0
2013	55	45	100	4.5-17	1.0-4	0	1	0	1
<b>TOT</b>	<b>56</b>	<b>47</b>	<b>103</b>	<b>4.5-17</b>	<b>1.0-4</b>	<b>0</b>	<b>1</b>	<b>0</b>	<b>1</b>



### 35 TERRELL WOODS

DL • 6-2 • 240 • So.  
Boaz, Ala./Boaz HS

**2014:** Saw action in the first three games.

**2013:** Saw action in five games . . . had 13 tackles, including 10 solo stops . . . had 4.0 tackles for loss and 1.0 sack . . . had three tackles in his collegiate debut at The Citadel . . . had five tackles, including 2.0 tackles for loss against Chattanooga . . . finished with three tackles, including 2.0 tackles for loss at Jacksonville State.

**High School:** Named the Sand Mountain Reporter's All-Marshall County Defensive Player of the Year as a senior . . . was a two-time All-County and All-Region team member . . . also named All-Area and All-State as a senior . . . was named team captain and his team's Outstanding Defensive Player in both 2011 and 2012 . . . recorded 90 tackles, including 36 tackles for a loss and 10 sacks in 2012 . . . as a junior, finished with 92 tackles, six sacks and 18 tackles for a loss . . . was also named to the AL.com Huntsville Times Elite Football Team . . . played for Coach Drew Noles in high school.

**Personal:** Born Aug. 29, 1995 . . . son of Shay Pike and Sean Woods . . . undecided on his major.

#### WOODS' CAREER STATS

YR	SOLO	AST	TOT	TFL	SKS	PBU	FF	FR	INT
2013	10	3	13	4.0-8	1.0-3	0	0	0	0
2014	3	3	6	1.5-9	0.5-6	0	0	0	0
<b>TOT</b>	<b>13</b>	<b>6</b>	<b>19</b>	<b>5.5-17</b>	<b>1.5-9</b>	<b>0</b>	<b>0</b>	<b>0</b>	<b>0</b>

## FRESHMEN



### 36 AUSTIN CHAPMAN

LB • 6-0 • 215 • Fr.  
Birmingham, Ala./  
Mountain Brook HS

**2014:** Has seen action against Stillman, VMI and Concordia.

Prepped at nearby Mountain Brook High School . . . named Birmingham News Scholar-Athlete . . . voted a permanent team captain . . . named Over The Mountain Touchdown Club Scholar Athlete . . . son of Jay and Luanne Chapman.

#### CHAPMAN'S CAREER STATS


YR	SOLO	AST	TOT	TFL	SKS	PBU	FF	FR	INT
2014	2	0	2	0.0-0	0.0-0	0	0	0	0
<b>TOT</b>	<b>2</b>	<b>0</b>	<b>2</b>	<b>0.0-0</b>	<b>0.0-0</b>	<b>0</b>	<b>0</b>	<b>0</b>	<b>0</b>



### 99 AHMAD GOODEN

DL • 6-3 • 235 • Fr.  
Talladega, Ala./Talladega HS

Was named All-State as a junior and All-County three-straight seasons at Talladega High School . . . also named All-Area, Team Captain and Defensive Most Valuable Player as a senior . . . ranked the No. 5 defensive end in the state by Friday Night Football Alabama Magazine, and he was ranked as a three-star prospect by 24/7 Sports . . . as a senior, tallied 77 tackles, eight sacks, 12 tackles for a loss and scored one touchdown. . . born Oct. 27, 1995 . . . son of Carla Gooden.



### 33 FRANK D'ALONZO

FB • 5-8 • 220 • Fr.  
Mobile, Ala./St. Paul's Episcopal

Prepped at St. Paul's Episcopal in Mobile . . . born Aug. 15, 1995 . . . son of Frank and Deana D'Alonzo.



### 83 DARIUS HARVEY

WR • 5-11 • 170 • Fr.  
Tallahassee, Fla./Lincoln HS

Was named his team's Offensive Most Valuable Player as both a junior and a senior at Lincoln High School . . . was invited to play in the NUC All-American Game following his senior season . . . helped lead his team to regional and district championships . . . as a senior, playing quarterback, he passed for 2,134 yards and 18 touchdowns, while rushing for 836 yards and seven scores . . . for his high school career, had 4,128 passing yards and 37 touchdowns . . . rushed for 1,676 yards and 15 touchdowns . . . also competed in basketball, track and weight lifting in high school . . . born May 18, 1996 . . . son of Donna and DeWayne Harvey



### 90 XAVIER FORREST

DL • 6-3 • 305 • Fr.  
Nashville, Tenn./Ensworth HS

**2014:** Has seen action in seven games so far this season.

Was a two-time All-State selection at Ensworth High School in Nashville, Tenn. . . . helped lead his team to four state titles in Tennessee . . . was also a two-time All-Region player . . . named his team's captain as a senior . . . as a tight end, he had 31 pancake blocks as a senior . . . also caught two passes for 50 yards . . . also participated on the track team, and he won the shot put in the Vanderbilt Great Eight Meet . . . born July 15, 1996 . . . son of Leslie Forrest.

#### FORREST'S CAREER STATS

YR	SOLO	AST	TOT	TFL	SKS	PBU	FF	FR	INT
2014	4	0	4	1.0-1	0.0-0	0	0	0	0
<b>TOT</b>	<b>4</b>	<b>0</b>	<b>4</b>	<b>1.0-1</b>	<b>0.0-0</b>	<b>0</b>	<b>0</b>	<b>0</b>	<b>0</b>



### 8 DEVLIN HODGES

QB • 6-2 • 210 • Fr.  
Kimberly, Ala./Mortimer-Jordan HS

Was a four-year varsity starter at Mortimer Jordan High School . . . passed for 4,900 yards and 44 touchdowns in his final three seasons as the team's starting quarterback . . . as a senior, passed for 1,748 yards and 15 touchdowns . . . in 2013, was named MVP of the VTO/247Sports Prep 100 . . . named to the Birmingham News All-Metro Honorable Mention team in 2012 and 2013 . . . in 2012, named the top quarterback at the Scout MVP Camp, and was named MVP of the VTO/Rivals.com Prep 100 . . . also named to the NUC Alabama Top 45 and the Elite 11 Alumni . . . named to the 2013 Alabama Coaches Pre-Season All-Senior Team . . . born April 12, 1996 . . . son of Zane and Amy Hodges.





## 27 JAMES HUSTON

WR • 5-9 • 180 • Fr.  
Lilburn, Ga./Parkview HS

Prepped at Parkview High School in Georgia . . . caught seven passes for 93 yards and a touchdown as a senior . . .



## 17 KRONDIS LARRY


RB • 5-7 • 145 • Fr.  
Miami, Fla./  
Booker T. Washington HS

2014: Seen action in eight of the 10 games so far this season.

Had 82 carries for 832 yards, for an average of 10.1 yards per carry as a senior . . . also scored 13 touchdowns . . . was named first team All-Dade . . . was a part of the team at Booker T. Washington that was named national high school champion . . . also competed in track, earning a state championship in Florida and No. 9 national ranking in the 400m . . . named first team All-Dade in track . . . named the Nike SPARQ combine fastest man with a 4.36, 40-yard dash . . . earned the fastest man award at the Heath Evans camp . . . named the Earl Marshall Running Back of the Year . . . born March 9, 1995 . . . son of Donna Larry and William Larry.

### LARRY'S CAREER STATS

YR	RUSH	YDS	AVG	TD	REC	YDS	AVG	TD
2014	38	217	5.7	2	4	32	8.0	1
TOT	38	217	5.7	2	4	32	8.0	1



## 11 MALIK JOHNS

WR • 5-10 • 170 • Fr.  
Dade City, Fla./Pasco HS

2014: Has seen action in the first 10 games.

Was named first team All-Conference at wide receiver as a junior and first team as an athlete following his senior season . . . was also named third team All-State as an athlete . . . lettered three years on the varsity football and basketball teams, and four years on the varsity baseball squad . . . finished his senior season with 129 carries for 1,078 yards for an average of 8.5 yards per carry . . . also had 25 receptions for 345 yards, and he amassed 2,082 all-purpose yards, scoring 23 touchdowns . . . also played defense, producing one interception . . . born Dec. 27, 1995 . . . son of Betty Johns and Chris Mills

### JOHNS' CAREER STATS

YR	RUSH	YDS	AVG	TD	REC	YDS	AVG	TD
2014	11	40	3.6	0	15	142	9.5	1
TOT	11	40	3.6	0	15	142	9.5	1



## 78 ANTWAN JOHNSON

OL • 6-7 • 280 • Fr.  
Thomasville, Ala./Thomasville HS

Was a two-year starter on the offensive line at Thomasville High School . . . in 2013, won his team's Captain and Offensive Lineman Awards . . . as a senior, graded 92 percent, and led all offensive linemen in knock-down blocks with 58 . . . led an offensive line that allowed the team's running game to average 6.8 yards per carry . . . in 2010, helped lead team to the 4A state championship . . . also participated in basketball at Thomasville. . . . born March 3, 1996 . . . son of Dwayne and Betina Johnson.



## 46 CARTER MCMANES

LB • 5-11 • 200 • Fr.  
Roswell, Ga./  
Blessed Trinity HS

2014: Has seen action against Stillman and Concordia.

Prepped at Blessed Trinity in Georgia . . . named Region 6-AAA First Team . . . named Georgia Region 6-AAA Player of the Year . . . named Player of the Week in week one by the NFF Touchdown Club . . . helped lead his team to the Elite Eight of the state playoffs . . . born Dec. 20, 1995 . . . son of Skip and Lori McManes.

### MCMANES' CAREER STATS

YR	SOLO	AST	TOT	TFL	SKS	PBU	FF	FR	INT
2014	1	0	1	0.0-0	0.0-0	0	0	0	0
TOT	1	0	1	0.0-0	0.0-0	0	0	0	0



## 41 KHALIL NORMAN

FB • 5-6 • 194 • Fr.  
Huntsville, Ala./  
Westminster Christian High School

2014: Has seen action against Stillman and Concordia.

Prepped at Westminster Christian in Huntsville . . . born Oct. 16, 1995 . . . son of Todd and Pamela Norman.

### NORMAN'S CAREER STATS

YR	RUSH	YDS	AVG	TD	REC	YDS	AVG	TD
2014	6	18	3.0	0	0	0	0.0	0
TOT	6	18	3.0	0	0	0	0.0	0



### 49 NATE PARSONS

DE • 6-4 • 210 • Fr.  
Marietta, Ga./  
Johnson Ferry Christian Academy

Prepped at Johnson Ferry Christian Academy in Georgia . . . named his team's Lineman of the Year for both offense and defense . . . his team was ranked No. 1 in the state of Georgia and No. 8 in the nation . . . born Aug. 26, 1995 . . . son of Drew and Joan Parsons.



### 60 TYLER QUEEN

LS • 6-1 • 210 • Fr.  
Birmingham, Ala./Vestavia Hills HS

Prepped at Vestavia Hills High School . . . named honorable mention All-Metro as a linebacker . . . also played baseball at Vestavia, earning honorable mention All-Metro honors as a first baseman . . . born Aug. 31, 1995 . . . son of Sammy and Stacey Queen.



### 44 DEION PIERRE

LB • 6-3 • 230 • Fr.  
Pembroke Pines, Fla./  
Somerset Academy

**2014:** Has seen action in the first 10 games.

Finished his senior season at Somerset Academy with 102 tackles . . . amassed 256 tackles in high school career . . . also played offense, producing 16 career touchdowns, 1,024 rushing yards and 1,800 all-purpose yards . . . had 600 yards receiving . . . intercepted three passes, and scored on a 102-yard interception return . . . forced four fumbles . . . named All-County Honorable Mention, and he was a three-year starter and team captain . . . also named vice president of the African American Club and was a member of the SGA . . . born Oct. 7, 1995 . . . son of Jonel Pierre and Youseline Muray.

#### PIERRE'S CAREER STATS

YR	SOLO	AST	TOT	TFL	SKS	PBU	FF	FR	INT
2014	9	4	13	1.5-2	0.0-0	1	0	0	0
<b>TOT</b>	<b>9</b>	<b>4</b>	<b>13</b>	<b>1.5-2</b>	<b>0.0-0</b>	<b>1</b>	<b>0</b>	<b>0</b>	<b>0</b>



### 36 ANTHONY PRESTON

FB • 5-11 • 220 • Fr.  
Bradenton, Fla./IMG Academy

**2014:** Has seen action against VMI and Concordia.

Prepped at IMG Academy in Florida . . . earned Hardest Worker Award on his team . . . born Nov. 15, 1995 . . . son of Ernie and Lisa Preston.

#### PRESTON'S CAREER STATS

YR	RUSH	YDS	AVG	TD	REC	YDS	AVG	TD
2014	9	56	6.2	0	0	0	0.0	0
<b>TOT</b>	<b>9</b>	<b>56</b>	<b>6.2</b>	<b>0</b>	<b>0</b>	<b>0</b>	<b>0.0</b>	<b>0</b>



### 45 SHAHEED SALMON

LB • 6-2 • 210 • Fr.  
Tampa, Fla./Land O' Lakes HS

**2014:** Has seen action in the first 10 games.

Comes to Samford from Land O' Lakes High School in Tampa, Fla. . . as a senior, led the team with 117 tackles, including 21.5 for a loss . . . also had 8.5 sacks, three forced fumbles, three fumble recoveries, three passes defended and three interceptions, including one returned for a touchdown . . . was named third team All-State, and first team All-County and All-Conference . . . helped lead his team to an 8-2 record as a senior in 2013 . . . also competed in basketball and track . . . born April 22, 1996 . . . son of Lorna Holden and Dunston Salmon.

#### SALMON'S CAREER STATS

YR	SOLO	AST	TOT	TFL	SKS	PBU	FF	FR	INT
2014	20	3	23	3.5-5	1.0-1	0	0	0	0
<b>TOT</b>	<b>20</b>	<b>3</b>	<b>23</b>	<b>3.5-5</b>	<b>1.0-1</b>	<b>0</b>	<b>0</b>	<b>0</b>	<b>0</b>



### 69 MICHAEL SHERWOOD

OL • 6-4 • 260 • Fr.  
Plano, Texas/Prestonwood HS

Prepped at Prestonwood High School in Texas . . . named Honorable Mention All-District . . . played in Tom Hillary All-Star Game . . . born April 20, 1996 . . . son of Craig and Kathy Sherwood.



**28 BRAD STARACE**  
 WR • 5-11 • 175 • Fr.  
 North Palm Beach Gardens, Fla./  
 William T. Dwyer HS

2014: Saw action against Concordia.

Prepped at William T. Dwyer High School in Florida . . . born Dec. 28, 1995 . . . son of Lou and Michelle Starace.



**12 OMARI WILLIAMS**  
 DB • 6-1 • 180 • Fr.  
 Birmingham, Ala./Parker HS

2014: Has seen action in the first 10 games.

Was a four-year letterman at Parker High School in Birmingham . . . named first team 5A All-State as a senior in 2013 . . . was also his team's Most Valuable Player and Captain in 2013 . . . was also named to the Birmingham City High School's All-Defense team for the last three years in a row . . . earned Fox6 Sideline 5A Defensive Player of the Year honors . . . as a senior, had five interceptions, seven pass break-ups and 39 tackles on defense . . . offensively, caught 37 passes, including five for touchdowns . . . also played basketball and baseball, serving as a team captain and earning All-Metro honors in both sports . . . born May 4, 1996 . . . son of Richard and Dionne Williams.

**WILLIAMS' CAREER STATS**

YR	SOLO	AST	TOT	TFL	SKS	PBU	FF	FR	INT
2014	19	4	23	0.0-0	0.0-0	1	0	0	1-34
<b>TOT</b>	<b>19</b>	<b>4</b>	<b>23</b>	<b>0.0-0</b>	<b>0.0-0</b>	<b>1</b>	<b>0</b>	<b>0</b>	<b>1-34</b>



**15 C.J. TOOMER**  
 QB • 5-11 • 215 • Fr.  
 Anchorage, Ak./Service HS

Prepped at Service High School in Alaska.



**24 RYAN WHITE**  
 WR • 6-3 • 170 • Fr.  
 Valdosta, Ga./Valwood HS

2014: Saw action against Concordia.

Prepped at Valwood High School in Georgia.



## The Automated ScoreBook

### Samford Combined Team Statistics (as of Nov 15, 2014)

#### All games



Date	Opponent	Score	Att.
Aug 30, 2014	at TCU	L 14-48	40094
Sep 11, 2014	STILLMAN COLLEGE	W 52-0	4968
* Sep 20, 2014	VMI	W 63-21	4618
* Sep 27, 2014	at #14 Chattanooga	L 24-38	8872
* Oct 04, 2014	MERCER	W 21-18	8713
* Oct 18, 2014	WOFFORD	L 20-24	4157
* Oct 25, 2014	at Furman	W 45-0	8047
Nov 01, 2014	CONCORDIA	W 55-0	4871
* Nov 08, 2014	WESTERN CAROLINA	W 34-20	4689
* Nov 15, 2014	at The Citadel	W 20-17	7638

Record:	Overall	Home	Away	Neutral
All games	7-3	5-1	2-2	0-0
Conference	5-2	3-1	2-1	0-0
Non-Conference	2-1	2-0	0-1	0-0

Team Statistics	SAM	OPP
FIRST DOWNS	219	156
Rushing	96	81
Passing	105	62
Penalty	18	13
RUSHING YARDAGE	1882	1710
Rushing Attempts	427	443
Average Per Rush	4.4	3.9
Average Per Game	188.2	171.0
TDs Rushing	28	17
PASSING YARDAGE	2272	1344
Comp-Att-Int	196-299-6	140-250-11
Average Per Pass	7.6	5.4
Average Per Catch	11.6	9.6
Average Per Game	227.2	134.4
TDs Passing	15	5
TOTAL OFFENSE	4154	3054
Average Per Play	5.7	4.4
Average Per Game	415.4	305.4
KICK RETURNS: #-Yards	21-418	47-926
PUNT RETURNS: #-Yards	24-143	15-247
INT RETURNS: #-Yards	11-160	6-40
FUMBLES-LOST	17-8	16-5
PENALTIES-Yards	54-552	74-633
PUNTS-AVG	48-43.0	71-37.8
TIME OF POSSESSION/Game	27:55	32:05
3RD-DOWN Conversions	61/145	49/157
4TH-DOWN Conversions	5/11	11/20

Rushing	gp	att	gain	loss	net	avg	td	lg	avg/g
Denzel Williams	10	176	914	37	877	5.0	16	61	87.7
Michael Eubank	10	87	373	138	235	2.7	5	31	23.5
Krondis Larry	9	38	232	15	217	5.7	2	68	24.1
Jeremiaha Gates	10	40	207	5	202	5.1	2	30	20.2
Jake Wilks	5	23	111	4	107	4.7	1	19	21.4
Carson Barnett	7	14	109	25	84	6.0	1	30	12.0
Anthony Preston	2	9	56	0	56	6.2	0	21	28.0
Robert Clark	10	7	54	14	40	5.7	1	36	4.0
Malik Johns	10	11	52	12	40	3.6	0	28	4.0
Khalil Norman	2	6	26	8	18	3.0	0	13	9.0
Albert Mitchell	2	2	18	0	18	9.0	0	10	9.0
Drew Pederson	8	3	9	0	9	3.0	0	7	1.1
E. Obajimi	10	2	4	0	4	2.0	0	4	0.4
J. Boatright	10	1	2	0	2	2.0	0	2	0.2
Total	10	427	2167	285	1882	4.4	28	68	188.2
Opponents	10	443	1910	200	1710	3.9	17	54	171.0

Passing	gp	effic	comp-att-int	pct	yds	td	lg	avg/g
Michael Eubank	10	138.93	168-260-6	64.6	2011	11	62	201.1
Carson Barnett	7	146.57	23-32-0	71.9	206	2	26	29.4
Malik Johns	10	395.87	2-3-0	66.7	39	2	35	3.9
Drew Pederson	8	121.00	2-2-0	100.0	5	0	3	0.6
Albert Mitchell	2	192.40	1-1-0	100.0	11	0	11	5.5
Jeremiaha Gates	10	0.00	0-1-0	0.0	0	0	0	0.0
Total	10	141.92	196-299-6	65.6	2272	15	62	227.2
Opponents	10	98.96	140-250-11	56.0	1344	5	48	134.4

Interceptions	no.	yds	avg	td	lg
Josh Kimberlin	3	34	11.3	0	33
Jamerson Blount	2	56	28.0	1	55
Omari Williams	1	34	34.0	1	34
James Bradberry	1	24	24.0	0	24
Josh Killett	1	9	9.0	0	9
Brandon Nettles	1	1	1.0	0	1
Justin Cooper	1	0	0.0	0	0
Jaquiski Tartt	1	2	2.0	0	2

Receiving	gp	no.	yds	avg	td	lg	avg/g
Karel Hamilton	10	50	810	16.2	6	62	81.0
Denzel Williams	10	23	186	8.1	0	25	18.6
Robert Clark	10	20	176	8.8	0	28	17.6
E. Obajimi	10	19	231	12.2	1	43	23.1
Gavin Sinclair	10	17	166	9.8	1	24	16.6
Malik Johns	10	15	142	9.5	1	22	14.2
Jeremy Brown	10	13	123	9.5	1	17	12.3
Kelvin Clay	10	9	126	14.0	0	32	12.6
Tony Philpot	10	8	121	15.1	1	31	12.1
Devon Schmitt	10	6	60	10.0	1	32	6.0
Jeremiaha Gates	10	5	55	11.0	1	35	5.5
Krondis Larry	9	4	32	8.0	1	35	3.6
Troy Forrest	7	2	9	4.5	0	7	1.3
Jake Wilks	5	2	8	4.0	0	5	1.6
R. Donaldson	10	1	12	12.0	0	12	1.2
Total	10	196	2272	11.6	15	62	227.2
Opponents	10	140	1344	9.6	5	48	134.4

Punting	no.	yds	avg	lg	tb	fc	i20	50+	blk
Greg Peranich	46	1982	43.1	59	4	12	16	7	0
Austin Barnard	2	82	41.0	50	0	0	1	1	0

Punt Returns	no.	yds	avg	td	lg
Robert Clark	16	81	5.1	0	28
Gavin Sinclair	6	29	4.8	0	33
Deion Pierre	1	15	15.0	0	0
Kelvin Clay	1	3	3.0	0	1
Jay Galloway	0	15	0.0	1	15
Total	24	143	6.0	1	33
Opponents	15	247	16.5	2	99

Field Goals	fg	pct.	01-19	20-29	30-39	40-49	50-99	lg	blk
W. Handrahan	5-9	55.6	2-2	1-2	1-2	1-3	0-0	47	0
Reece Everett	4-6	66.7	0-0	1-1	3-5	0-0	0-0	39	0

Kick Returns	no.	yds	avg	td	lg
Robert Clark	10	209	20.9	0	45
Malik Johns	6	170	28.3	0	41
Kelvin Clay	3	20	6.7	0	12
Devon Schmitt	1	19	19.0	0	19
Jeremiaha Gates	1	0	0.0	0	0
Total	21	418	19.9	0	45
Opponents	47	926	19.7	0	32

Scoring	td	fg	PAT				dpx	saf	pts
			kick	rush	rcv	pass			
Denzel Williams	16	-	-	-	-	-	-	96	
W. Handrahan	-	5-9	34-34	-	-	-	-	49	
Karel Hamilton	6	-	-	-	-	-	-	36	
Michael Eubank	6	-	-	-	-	-	-	36	
Reece Everett	-	4-6	11-12	-	-	-	-	23	
Krondis Larry	3	-	-	-	-	-	-	18	
Jeremiaha Gates	3	-	-	-	-	-	-	18	
Jeremy Brown	1	-	-	-	-	-	-	6	
E. Obajimi	1	-	-	-	-	-	-	6	
Carson Barnett	1	-	-	-	-	-	-	6	
Jamerson Blount	1	-	-	-	-	-	-	6	
Robert Clark	1	-	-	-	-	-	-	6	
Devon Schmitt	1	-	-	-	-	-	-	6	

All Purpose	g	rush	rcv	pr	kr	ir	total	avg/g
Denzel Williams	10	877	186	0	0	0	1063	106.3
Karel Hamilton	10	0	810	0	0	0	810	81.0
Robert Clark	10	40	176	81	209	0	506	50.6
Malik Johns	10	40	142	0	170	0	352	35.2
Jeremiaha Gates	10	202	55	0	0	0	257	25.7
Total	10	1882	2272	143	418	160	4875	487.5
Opponents	10	1710	1344	247	926	40	4267	426.7

Total Offense	g	plays	rush	pass	total	avg/g
Michael Eubank	10	347	235	2011	2246	224.6
Denzel Williams	10	176	877	0	877	87.7



The Automated ScoreBook  
Samford Game Results (as of Nov 15, 2014)  
All games



Date	Opponent	Score	Overall	Conference	Time	Attend
Aug 30, 2014	at TCU	L 14-48	0-1	0-0	3:23	40094
Sep 11, 2014	STILLMAN COLLEGE	W 52-0	1-1	0-0	2:55	4968
* Sep 20, 2014	VMI	W 63-21	2-1	1-0	3:10	4618
* Sep 27, 2014	at #14 Chattanooga	L 24-38	2-2	1-1	3:19	8872
* Oct 04, 2014	MERCER	W 21-18	3-2	2-1	3:06	8713
* Oct 18, 2014	WOFFORD	L 20-24	3-3	2-2	2:51	4157
* Oct 25, 2014	at Furman	W 45-0	4-3	3-2	3:05	8047
Nov 01, 2014	CONCORDIA	W 55-0	5-3	3-2	2:52	4871
* Nov 08, 2014	WESTERN CAROLINA	W 34-20	6-3	4-2	3:15	4689
* Nov 15, 2014	at The Citadel	W 20-17	7-3	5-2	2:53	7638



The Automated ScoreBook  
 Samford Overall Team Statistics (as of Nov 15, 2014)  
 All games



Team Statistics	SAM	OPP
SCORING	348	186
Points Per Game	34.8	18.6
Points Off Turnovers	145	98
FIRST DOWNS	219	156
Rushing	96	81
Passing	105	62
Penalty	18	13
RUSHING YARDAGE	1882	1710
Yards gained rushing	2167	1910
Yards lost rushing	285	200
Rushing Attempts	427	443
Average Per Rush	4.4	3.9
Average Per Game	188.2	171.0
TDs Rushing	28	17
PASSING YARDAGE	2272	1344
Comp-Att-Int	196-299-6	140-250-11
Average Per Pass	7.6	5.4
Average Per Catch	11.6	9.6
Average Per Game	227.2	134.4
TDs Passing	15	5
TOTAL OFFENSE	4154	3054
Total Plays	726	693
Average Per Play	5.7	4.4
Average Per Game	415.4	305.4
KICK RETURNS: #-Yards	21-418	47-926
PUNT RETURNS: #-Yards	24-143	15-247
INT RETURNS: #-Yards	11-160	6-40
KICK RETURN AVERAGE	19.9	19.7
PUNT RETURN AVERAGE	6.0	16.5
INT RETURN AVERAGE	14.5	6.7
FUMBLES-LOST	17-8	16-5
PENALTIES-Yards	54-552	74-633
Average Per Game	55.2	63.3
PUNTS-Yards	48-2064	71-2681
Average Per Punt	43.0	37.8
Net punt average	36.2	35.2
KICKOFFS-Yards	64-3963	37-2235
Average Per Kick	61.9	60.4
Net kick average	41.2	39.0
TIME OF POSSESSION/Game	27:55	32:05
3RD-DOWN Conversions	61/145	49/157
3rd-Down Pct	42%	31%
4TH-DOWN Conversions	5/11	11/20
4th-Down Pct	45%	55%
SACKS BY-Yards	13-71	19-128
MISC YARDS	0	0
TOUCHDOWNS SCORED	46	24
FIELD GOALS-ATTEMPTS	9-15	6-8
ON-SIDE KICKS	1-1	1-2
RED-ZONE SCORES	(35-43) 81%	(25-27) 93%
RED-ZONE TOUCHDOWNS	(28-43) 65%	(20-27) 74%
PAT-ATTEMPTS	(45-46) 98%	(22-22) 100%
ATTENDANCE	32016	64651
Games/Avg Per Game	6/5336	4/16163
Neutral Site Games		0/0

Score by Quarters	1st	2nd	3rd	4th	OT	Total
Samford	108	111	73	56	0	348
Opponents	44	31	37	74	0	186



The Automated ScoreBook  
 Samford Overall Individual Statistics (as of Nov 15, 2014)  
 All games



Rushing	gp	att	gain	loss	net	avg	td	lg	avg/g
Denzel Williams	10	176	914	37	877	5.0	16	61	87.7
Michael Eubank	10	87	373	138	235	2.7	5	31	23.5
Krondis Larry	9	38	232	15	217	5.7	2	68	24.1
Jeremiaha Gates	10	40	207	5	202	5.1	2	30	20.2
Jake Wilks	5	23	111	4	107	4.7	1	19	21.4
Carson Barnett	7	14	109	25	84	6.0	1	30	12.0
Anthony Preston	2	9	56	0	56	6.2	0	21	28.0
Robert Clark	10	7	54	14	40	5.7	1	36	4.0
Malik Johns	10	11	52	12	40	3.6	0	28	4.0
Khalil Norman	2	6	26	8	18	3.0	0	13	9.0
Albert Mitchell	2	2	18	0	18	9.0	0	10	9.0
Drew Pederson	8	3	9	0	9	3.0	0	7	1.1
E. Obajimi	10	2	4	0	4	2.0	0	4	0.4
J. Boatright	10	1	2	0	2	2.0	0	2	0.2
Matt Azemar	6	1	0	4	-4	-4.0	0	0	-0.7
TEAM	5	6	0	11	-11	-1.8	0	0	-2.2
Austin Barnard	3	1	0	12	-12	-12.0	0	0	-4.0
Total	10	427	2167	285	1882	4.4	28	68	188.2
Opponents	10	443	1910	200	1710	3.9	17	54	171.0

Passing	gp	effic	comp-att-int	pct	yds	td	lg	avg/g
Michael Eubank	10	138.93	168-260-6	64.6	2011	11	62	201.1
Carson Barnett	7	146.57	23-32-0	71.9	206	2	26	29.4
Malik Johns	10	395.87	2-3-0	66.7	39	2	35	3.9
Drew Pederson	8	121.00	2-2-0	100.0	5	0	3	0.6
Albert Mitchell	2	192.40	1-1-0	100.0	11	0	11	5.5
Jeremiaha Gates	10	0.00	0-1-0	0.0	0	0	0	0.0
Total	10	141.92	196-299-6	65.6	2272	15	62	227.2
Opponents	10	98.96	140-250-11	56.0	1344	5	48	134.4

Receiving	gp	no.	yds	avg	td	lg	avg/g
Karel Hamilton	10	50	810	16.2	6	62	81.0
Denzel Williams	10	23	186	8.1	0	25	18.6
Robert Clark	10	20	176	8.8	0	28	17.6
E. Obajimi	10	19	231	12.2	1	43	23.1
Gavin Sinclair	10	17	166	9.8	1	24	16.6
Malik Johns	10	15	142	9.5	1	22	14.2
Jeremy Brown	10	13	123	9.5	1	17	12.3
Kelvin Clay	10	9	126	14.0	0	32	12.6
Tony Philpot	10	8	121	15.1	1	31	12.1
Devon Schmitt	10	6	60	10.0	1	32	6.0
Jeremiaha Gates	10	5	55	11.0	1	35	5.5
Krondis Larry	9	4	32	8.0	1	35	3.6
Troy Forrest	7	2	9	4.5	0	7	1.3
Jake Wilks	5	2	8	4.0	0	5	1.6
R. Donaldson	10	1	12	12.0	0	12	1.2
Justin Anderson	3	1	11	11.0	0	11	3.7
Michael Eubank	10	1	4	4.0	1	4	0.4
Total	10	196	2272	11.6	15	62	227.2
Opponents	10	140	1344	9.6	5	48	134.4

Punt Returns	no.	yds	avg	td	lg
Robert Clark	16	81	5.1	0	28
Gavin Sinclair	6	29	4.8	0	33
Kelvin Clay	1	3	3.0	0	1
Deion Pierre	1	15	15.0	0	0
Jay Galloway	0	15	0.0	1	15
Total	24	143	6.0	1	33
Opponents	15	247	16.5	2	99

Interceptions	no.	yds	avg	td	lg
Josh Kimberlin	3	34	11.3	0	33
Jamerson Blount	2	56	28.0	1	55
Omari Williams	1	34	34.0	1	34
Justin Cooper	1	0	0.0	0	0
Josh Killett	1	9	9.0	0	9
James Bradberry	1	24	24.0	0	24
Brandon Nettles	1	1	1.0	0	1
Jaquiski Tartt	1	2	2.0	0	2
Total	11	160	14.5	2	55
Opponents	6	40	6.7	0	18

Kick Returns	no.	yds	avg	td	lg
Robert Clark	10	209	20.9	0	45
Malik Johns	6	170	28.3	0	41
Kelvin Clay	3	20	6.7	0	12
Devon Schmitt	1	19	19.0	0	19
Jeremiaha Gates	1	0	0.0	0	0
Total	21	418	19.9	0	45
Opponents	47	926	19.7	0	32

Fumble Returns	no.	yds	avg	td	lg
Total	0	0	0.0	0	0
Opponents	0	0	0.0	0	0



**The Automated ScoreBook**  
**Samford Overall Individual Statistics (as of Nov 15, 2014)**  
**All games**



Scoring	td	fg	PAT				dxp	saf	pts
			kick	rush	rcv	pass			
Denzel Williams	16	-	-	-	-	-	-	-	96
W. Handrahan	-	5-9	34-34	-	-	-	-	-	49
Michael Eubank	6	-	-	-	-	-	-	-	36
Karel Hamilton	6	-	-	-	-	-	-	-	36
Reece Everett	-	4-6	11-12	-	-	-	-	-	23
Jeremiaha Gates	3	-	-	-	-	-	-	-	18
Krondis Larry	3	-	-	-	-	-	-	-	18
Jeremy Brown	1	-	-	-	-	-	-	-	6
E. Obajimi	1	-	-	-	-	-	-	-	6
Carson Barnett	1	-	-	-	-	-	-	-	6
Malik Johns	1	-	-	-	-	-	-	-	6
Tony Philpot	1	-	-	-	-	-	-	-	6
Jay Galloway	1	-	-	-	-	-	-	-	6
Gavin Sinclair	1	-	-	-	-	-	-	-	6
Jake Wilks	1	-	-	-	-	-	-	-	6
Robert Clark	1	-	-	-	-	-	-	-	6
Omari Williams	1	-	-	-	-	-	-	-	6
Jamerson Blount	1	-	-	-	-	-	-	-	6
Devon Schmitt	1	-	-	-	-	-	-	-	6
<b>Total</b>	<b>46</b>	<b>9-15</b>	<b>45-46</b>	<b>-</b>	<b>-</b>	<b>-</b>	<b>-</b>	<b>-</b>	<b>348</b>
<b>Opponents</b>	<b>24</b>	<b>6-8</b>	<b>22-22</b>	<b>1-1</b>	<b>-</b>	<b>0-1</b>	<b>-</b>	<b>-</b>	<b>186</b>

Total Offense	g	plays	rush	pass	total	avg/g
Michael Eubank	10	347	235	2011	2246	224.6
Denzel Williams	10	176	877	0	877	87.7
Carson Barnett	7	46	84	206	290	41.4
Krondis Larry	9	38	217	0	217	24.1
Jeremiaha Gates	10	41	202	0	202	20.2
Jake Wilks	5	23	107	0	107	21.4
Malik Johns	10	14	40	39	79	7.9
Anthony Preston	2	9	56	0	56	28.0
Robert Clark	10	7	40	0	40	4.0
Albert Mitchell	2	3	18	11	29	14.5
Khalil Norman	2	6	18	0	18	9.0
Drew Pederson	8	5	9	5	14	1.8
E. Obajimi	10	2	4	0	4	0.4
J. Boatright	10	1	2	0	2	0.2
Matt Azemar	6	1	-4	0	-4	-0.7
TEAM	5	6	-11	0	-11	-2.2
Austin Barnard	3	1	-12	0	-12	-4.0
<b>Total</b>	<b>10</b>	<b>726</b>	<b>1882</b>	<b>2272</b>	<b>4154</b>	<b>415.4</b>
<b>Opponents</b>	<b>10</b>	<b>693</b>	<b>1710</b>	<b>1344</b>	<b>3054</b>	<b>305.4</b>

Field Goals	fg	pct.	01-19	20-29	30-39	40-49	50-99	lg	blk
W. Handrahan	5-9	55.6	2-2	1-2	1-2	1-3	0-0	47	0
Reece Everett	4-6	66.7	0-0	1-1	3-5	0-0	0-0	39	0

FG Sequence	Samford	Opponents
TCU	-	(22),(25)
Stillman College	44,(47)	-
VMI	-	-
Chattanooga	(19)	(31)
Mercer	44,36	(37),45
Wofford	(23),(34)	(44)
Furman	20,(28)	-
Concordia	(30),32,(18)	-
Western Carolina	(39),(35)	-
The Citadel	31	43,(30)

Punting	no.	yds	avg	lg	tb	fc	i20	50+	blk
Greg Peranich	46	1982	43.1	59	4	12	16	7	0
Austin Barnard	2	82	41.0	50	0	0	1	1	0
<b>Total</b>	<b>48</b>	<b>2064</b>	<b>43.0</b>	<b>59</b>	<b>4</b>	<b>12</b>	<b>17</b>	<b>8</b>	<b>0</b>
<b>Opponents</b>	<b>71</b>	<b>2681</b>	<b>37.8</b>	<b>65</b>	<b>2</b>	<b>17</b>	<b>15</b>	<b>8</b>	<b>1</b>

Kickoffs	no.	yds	avg	tb	ob	retn	net	ydln
Michael O'Neal	63	3898	61.9	16	1			
W. Handrahan	1	65	65.0	0	0			
<b>Total</b>	<b>64</b>	<b>3963</b>	<b>61.9</b>	<b>16</b>	<b>1</b>	<b>19.7</b>	<b>41.2</b>	<b>23</b>
<b>Opponents</b>	<b>37</b>	<b>2235</b>	<b>60.4</b>	<b>15</b>	<b>1</b>	<b>19.9</b>	<b>39.0</b>	<b>26</b>

Numbers in (parentheses) indicate field goal was made.





The Automated ScoreBook  
Samford Overall Individual Statistics (as of Nov 15, 2014)  
All games



All Purpose	g	rush	rcv	pr	kr	ir	total	avg/g
Denzel Williams	10	877	186	0	0	0	1063	106.3
Karel Hamilton	10	0	810	0	0	0	810	81.0
Robert Clark	10	40	176	81	209	0	506	50.6
Malik Johns	10	40	142	0	170	0	352	35.2
Jeremiaha Gate	10	202	55	0	0	0	257	25.7
Krondis Larry	9	217	32	0	0	0	249	27.7
Michael Eubank	10	235	4	0	0	0	239	23.9
E. Obajimi	10	4	231	0	0	0	235	23.5
Gavin Sinclair	10	0	166	29	0	0	195	19.5
Kelvin Clay	10	0	126	3	20	0	149	14.9
Jeremy Brown	10	0	123	0	0	0	123	12.3
Tony Philpot	10	0	121	0	0	0	121	12.1
Jake Wilks	5	107	8	0	0	0	115	23.0
Carson Barnett	7	84	0	0	0	0	84	12.0
Devon Schmitt	10	0	60	0	19	0	79	7.9
Jamerson Blount	10	0	0	0	0	56	56	5.6
Anthony Preston	2	56	0	0	0	0	56	28.0
Omari Williams	10	0	0	0	0	34	34	3.4
Josh Kimberlin	10	0	0	0	0	34	34	3.4
James Bradberr	10	0	0	0	0	24	24	2.4
Albert Mitchell	2	18	0	0	0	0	18	9.0
Khalil Norman	2	18	0	0	0	0	18	9.0
Jay Galloway	8	0	0	15	0	0	15	1.9
Deion Pierre	10	0	0	15	0	0	15	1.5
R. Donaldson	10	0	12	0	0	0	12	1.2
Justin Anderson	3	0	11	0	0	0	11	3.7
Josh Killett	10	0	0	0	0	9	9	0.9
Troy Forrest	7	0	9	0	0	0	9	1.3
Drew Pederson	8	9	0	0	0	0	9	1.1
Jaquiski Tartt	10	0	0	0	0	2	2	0.2
J. Boatright	10	2	0	0	0	0	2	0.2
Brandon Nettles	10	0	0	0	0	1	1	0.1
Matt Azemar	6	-4	0	0	0	0	-4	-0.7
TEAM	5	-11	0	0	0	0	-11	-2.2
Austin Barnard	3	-12	0	0	0	0	-12	-4.0
Total	10	1882	2272	143	418	160	4875	487.5
Opponents	10	1710	1344	247	926	40	4267	426.7



The Automated ScoreBook  
 Samford Overall Defensive Statistics (as of Nov 15, 2014)  
 All games



##	Defensive Leaders	gp	Tackles				tfl/yds	Sacks no-yds	Pass defense			Fumbles		blkd	
			ua	a	tot				int-yds	brup	qbh	rcv-yds	ff	kick	saf
23	Justin Cooper	10	70	17	87	5.5-16	.	1-0	2	2	1-0	2	.	.	
6	Jaquiski Tartt	10	50	8	58	3.0-6	.	1-2	1	.	.	.	.	.	
43	Josh Killett	10	34	14	48	6.5-29	1.5-16	1-9	.	2	.	1	.	.	
27	Jamerson Blount	10	37	10	47	3.0-7	.	2-56	3	.	1-0	.	.	.	
98	Michael Pierce	10	26	8	34	5.0-19	1.0-6	.	1	3	.	1	.	.	
24	Trey Wesley	10	27	6	33	2.0-3	.	.	6	.	1-0	.	.	.	
81	B. Wilkinson	10	19	6	25	5.0-8	.	.	2	1	.	.	.	.	
29	Tonne Osaigbovo	10	21	3	24	1.0-3	.	.	.	.	.	.	.	.	
28	Jamie Major	10	21	3	24	.	.	.	.	.	.	.	.	.	
12	Omari Williams	10	19	4	23	.	.	1-34	1	.	.	1	.	.	
45	Shaheed Salmon	10	20	3	23	3.5-5	1.0-1	.	.	1	.	.	.	.	
15	R. Donaldson	10	17	4	21	7.5-23	4.0-10	.	.	1	.	.	.	.	
21	James Bradberry	10	18	2	20	1.0-2	.	1-24	3	.	.	.	.	.	
65	Jose Casanova	10	14	6	20	4.5-17	1.5-10	.	.	.	.	.	.	.	
41	Sam Peltway	10	15	2	17	1.0-1	.	.	.	.	.	.	.	.	
5	Brinson Porter	10	14	3	17	2.0-17	2.0-17	.	.	1	.	.	.	.	
10	Josh Kimberlin	10	8	8	16	.	.	3-34	2	.	.	.	.	.	
97	Calvin Ruff	10	13	1	14	4.0-4	1.0-1	.	2	1	.	.	.	.	
92	Jerry Mathis	8	10	4	14	3.5-12	.	.	.	.	1-0	1	.	.	
44	Deion Pierre	10	9	4	13	1.5-2	.	.	1	.	.	.	1	.	
26	Brandon Nettles	10	10	1	11	1.0-3	.	1-1	.	.	.	.	.	.	
40	Devon Schmitt	10	8	3	11	.	.	.	.	.	.	.	.	.	
47	Jay Galloway	8	7	1	8	2.0-6	.	.	1	.	.	.	.	.	
22	Cody Brooks	3	6	.	6	1.0-3	.	.	.	.	.	.	.	.	
35	Terrell Woods	3	3	3	6	1.5-9	0.5-6	.	.	.	.	.	.	.	
91	Jared Holloway	9	5	1	6	0.5-4	0.5-4	.	.	.	.	.	.	.	
9	Jeremiaha Gates	10	5	1	6	.	.	.	.	.	.	.	.	.	
96	Mitchell Smith	5	5	.	5	.	.	.	.	.	1-0	.	.	.	
80	Justin Minick	8	2	3	5	0.5-0	.	.	.	.	.	.	.	.	
1	Kelvin Clay	10	4	1	5	.	.	.	.	.	.	.	.	.	
90	Xavier Forrest	7	4	.	4	1.0-1	.	.	.	.	.	.	.	.	
54	Michael O'Neal	10	3	.	3	.	.	.	.	.	.	.	.	.	
64	Alec Hulmes	10	1	2	3	.	.	.	.	.	.	.	.	.	
39	Chaz Claunch	5	2	.	2	.	.	.	.	.	.	.	.	.	
36	Austin Chapman	3	2	.	2	.	.	.	.	.	.	.	.	.	
32	Tony Philpot	10	1	1	2	.	.	.	.	.	.	.	.	.	
20	Ryan White	3	1	.	1	.	.	.	.	.	.	.	.	.	
93	Jake Kingree	2	1	.	1	.	.	.	.	.	.	.	.	.	
3	Karel Hamilton	10	1	.	1	.	.	.	.	.	.	.	.	.	
46	Carter McManes	2	1	.	1	.	.	.	.	.	.	.	.	.	
71	Brad Noble	3	1	.	1	.	.	.	.	.	.	.	.	.	
86	John Albert	5	1	.	1	.	.	.	.	.	.	.	.	.	
25	Denzel Williams	10	1	.	1	.	.	.	1	.	.	.	.	.	
66	C.H. Scruggs	10	1	.	1	.	.	.	.	.	.	.	.	.	
48	Matt Azemar	6	.	1	1	.	.	.	.	.	.	.	.	.	
16	Bruce Greer	6	1	.	1	.	.	.	.	.	.	.	.	.	
Total		10	539	134	673	67-200	13-71	11-160	26	12	5-0	6	1	.	
Opponents		10	516	142	658	76-273	19-128	6-40	26	22	8-0	10	.	.	



The Automated ScoreBook  
 Samford Team Game-by-Game (as of Nov 15, 2014)  
 All games



TEAM STATISTICS

Date	Opponent	Rushing				Receiving				Passing				Kick Returns				Punt Returns				tot off
		no.	yds	td	lg	no.	yds	td	lg	cmp-att-int	yds	td	lg	no.	yds	td	lg	no.	yds	td	lg	
Aug 30	at TCU	47	87	1	12	10	56	0	32	10-20-1	56	0	32	1	6	0	6	1	-4	0	0	143
Sep 11	STILLMAN COLLEGE	46	294	6	36	22	198	1	28	22-31-1	198	1	28	1	45	0	45	8	62	0	28	492
Sep 20	VMI	55	433	8	68	11	92	1	25	11-15-0	92	1	25	3	69	0	30	1	-2	0	0	525
Sep 27	at Chattanooga	48	137	1	31	18	244	2	39	18-33-3	244	2	39	3	55	0	33	1	26	0	26	381
Oct 04	MERCER	34	103	2	28	24	262	1	32	24-40-0	262	1	32	3	44	0	23	5	9	0	10	365
Oct 18	WOFFORD	29	49	2	31	32	305	0	25	32-43-1	305	0	25	4	73	0	37	2	-9	0	1	354
Oct 25	at Furman	38	159	2	22	26	381	3	62	26-37-0	381	3	62	0	0	0	0	3	30	1	15	540
Nov 01	CONCORDIA	49	259	2	30	20	274	4	43	20-26-0	274	4	43	1	19	0	19	3	31	0	33	533
Nov 08	WESTERN CAROLINA	46	229	2	16	15	232	2	37	15-25-0	232	2	37	2	67	0	41	0	0	0	0	461
Nov 15	at The Citadel	35	132	2	27	18	228	1	31	18-29-0	228	1	31	3	40	0	20	0	0	0	0	360
Samford		427	1882	28	68	196	2272	15	62	196-299-6	2272	15	62	21	418	0	45	24	143	1	33	4154
		443	1710	17	54	140	1344	5	48	140-250-11	1344	5	48	47	926	0	32	15	247	2	99	3054

Games played: 10  
 Avg per rush: 4.4  
 Avg per catch: 11.6  
 Pass efficiency: 141.92  
 Kick ret avg: 19.9  
 Punt ret avg: 6.0  
 All purpose avg/game: 487.5  
 Total offense avg/gm: 415.4

Date	Opponent	Tackles				Sacks no-yds	Fumble		Pass Defense			blkd kick	PAT Attempts			off		
		ua	a	total	tfl-yds		ff	fr-yds	int-yds	qbh	brup		kick	rush	rcv	saf	t/o	pts
Aug 30	at TCU	52	54	106	6.0-35	2.0-22	1	1-0	1-55	1	5	0	2-2	0	0	0	21	14
Sep 11	STILLMAN COLLEGE	59	6	65	11.0-43	2.0-12	0	0-0	0-0	0	3	0	7-7	0	0	0	0	52
Sep 20	VMI	52	6	58	6.0-8	1.0-2	2	2-0	2-33	2	1	0	9-9	0	0	0	56	63
Sep 27	at Chattanooga	47	12	59	4.0-12	1.0-3	0	0-0	0-0	1	3	0	3-3	0	0	0	0	24
Oct 04	MERCER	53	2	55	8.0-20	1.0-2	0	0-0	2-3	1	3	0	3-3	0	0	0	0	21
Oct 18	WOFFORD	62	4	66	8.0-17	0.0-0	0	0-0	1-24	0	2	0	2-2	0	0	0	6	20
Oct 25	at Furman	43	14	57	4.0-15	2.0-9	0	0-0	2-1	0	1	1	6-6	0	0	0	28	45
Nov 01	CONCORDIA	36	12	48	9.0-31	3.0-20	1	2-0	1-34	0	3	0	7-7	0	0	0	20	55
Nov 08	WESTERN CAROLINA	61	8	69	7.0-13	1.0-1	1	0-0	2-10	3	1	0	4-4	0	0	0	14	34
Nov 15	at The Citadel	74	16	90	4.0-6	0.0-0	1	0-0	0-0	4	4	0	2-3	0	0	0	0	20
Samford		539	134	673	67.0-200	13.0-71	6	5-0	11-160	12	26	1	45-46	0	0	0	145	348
		516	142	658	76.0-273	19.0-128	10	8-0	6-40	22	26	0	22-22	1	0	0	98	186

Date	Opponent	Punting							Field Goals			Kickoffs						
		no.	yds	avg	long	blkd	tb	fc	50+	i20	md-att	long	blkd	no.	yds	avg	tb	ob
Aug 30	at TCU	10	475	47.5	59	0	2	0	2	3	0-0	0	0	3	190	63.3	1	0
Sep 11	STILLMAN COLLEGE	4	163	40.8	53	0	0	0	1	2	1-2	47	0	9	575	63.9	2	0
Sep 20	VMI	3	119	39.7	50	0	0	1	1	1	0-0	0	0	10	580	58.0	2	0
Sep 27	at Chattanooga	7	286	40.9	50	0	0	3	1	1	1-1	19	0	4	251	62.8	1	0
Oct 04	MERCER	8	339	42.4	58	0	0	4	1	3	0-2	0	0	4	248	62.0	1	0
Oct 18	WOFFORD	6	250	41.7	59	0	1	1	1	2	2-2	34	0	5	307	61.4	1	0
Oct 25	at Furman	4	174	43.5	55	0	1	1	1	2	1-2	28	0	8	500	62.5	1	1
Nov 01	CONCORDIA	0	0	0.0	0	0	0	0	0	0	2-3	30	0	10	632	63.2	4	0
Nov 08	WESTERN CAROLINA	1	43	43.0	43	0	0	1	0	1	2-2	39	0	7	453	64.7	2	0
Nov 15	at The Citadel	5	215	43.0	48	0	0	1	0	2	0-1	0	0	4	227	56.8	1	0
Samford		48	2064	43.0	59	0	4	12	8	17	9-15	47	0	64	3963	61.9	16	1
		71	2681	37.8	65	1	2	17	8	15	6-8	44	0	37	2235	60.4	15	1



The Automated ScoreBook  
 Samford Opponent Game-by-Game (as of Nov 15, 2014)  
 All games



OPPONENT STATISTICS

Date	Opponent	Rushing				Receiving				Passing				Kick Returns				Punt Returns				tot off
		no.	yds	td	lg	no.	yds	td	lg	cmp-att-int	yds	td	lg	no.	yds	td	lg	no.	yds	td	lg	
Aug 30	at TCU	46	200	3	18	33	355	3	38	33-50-1	355	3	38	2	41	0	24	6	21	0	14	555
Sep 11	STILLMAN COLLEGE	50	165	0	33	4	20	0	12	4-13-0	20	0	12	7	169	0	32	0	0	0	0	185
Sep 20	VMI	29	119	3	12	20	145	0	24	20-28-2	145	0	24	8	131	0	29	1	11	0	11	264
Sep 27	at Chattanooga	43	252	4	52	11	91	0	35	11-19-0	91	0	35	3	60	0	24	1	66	1	66	343
Oct 04	MERCER	42	114	1	14	11	148	0	48	11-23-2	148	0	48	3	59	0	25	3	117	1	99	262
Oct 18	WOFFORD	56	197	2	48	7	67	1	20	7-13-1	67	1	20	4	85	0	27	1	11	0	11	264
Oct 25	at Furman	33	119	0	8	15	133	0	24	15-34-2	133	0	24	6	121	0	27	1	5	0	5	252
Nov 01	CONCORDIA	31	51	0	20	8	63	0	14	8-18-1	63	0	14	6	99	0	19	0	0	0	0	114
Nov 08	WESTERN CAROLINA	37	134	2	14	26	262	1	44	26-40-2	262	1	44	5	106	0	30	0	0	0	0	396
Nov 15	at The Citadel	76	359	2	54	5	60	0	21	5-12-0	60	0	21	3	55	0	25	2	16	0	15	419
Opponents		443	1710	17	54	140	1344	5	48	140-250-11	1344	5	48	47	926	0	32	15	247	2	99	3054
		427	1882	28	68	196	2272	15	62	196-299-6	2272	15	62	21	418	0	45	24	143	1	33	4154

Games played: 10  
 Avg per rush: 3.9  
 Avg per catch: 9.6  
 Pass efficiency: 98.96  
 Kick ret avg: 19.7  
 Punt ret avg: 16.5  
 All purpose avg/game: 426.7  
 Total offense avg/gm: 305.4

Date	Opponent	Tackles				Sacks no-yds	Fumble		Pass Defense			blkd kick	PAT Attempts			off		
		ua	a	total	tfl-yds		ff	fr-yds	int-yds	qbh	brup		kick	rush	rcv	saf	t/o	pts
Aug 30	at TCU	35	42	77	13.0-45	2.0-16	2	1-0	1-3	1	2	0	6-6	0	0	0	30	48
Sep 11	STILLMAN COLLEGE	62	8	70	7.0-17	0.0-0	0	1-0	1-15	1	1	0	0-0	0	0	0	0	0
Sep 20	VMI	53	8	61	12.0-41	2.0-16	1	0-0	0-0	0	1	0	3-3	0	0	0	0	21
Sep 27	at Chattanooga	56	16	72	8.0-41	4.0-34	2	0-0	3-22	9	3	0	5-5	0	0	0	34	38
Oct 04	MERCER	54	4	58	6.0-20	1.0-6	2	2-0	0-0	2	7	0	1-1	1	0	0	6	18
Oct 18	WOFFORD	58	6	64	8.0-32	4.0-18	1	1-0	1-0	1	1	0	3-3	0	0	0	14	24
Oct 25	at Furman	48	18	66	4.0-12	0.0-0	0	0-0	0-0	0	3	0	0-0	0	0	0	0	0
Nov 01	CONCORDIA	58	6	64	8.0-43	4.0-28	0	1-0	0-0	1	2	0	0-0	0	0	0	0	0
Nov 08	WESTERN CAROLINA	49	16	65	5.0-6	1.0-1	2	2-0	0-0	2	5	0	2-2	0	0	0	14	20
Nov 15	at The Citadel	43	18	61	5.0-16	1.0-9	0	0-0	0-0	5	1	0	2-2	0	0	0	0	17
Opponents		516	142	658	76.0-273	19.0-128	10	8-0	6-40	22	26	0	22-22	1	0	0	98	186
		539	134	673	67.0-200	13.0-71	6	5-0	11-160	12	26	1	45-46	0	0	0	145	348

Date	Opponent	Punting							Field Goals			Kickoffs						
		no.	yds	avg	long	blkd	tb	fc	50+	i20	md-att	long	blkd	no.	yds	avg	tb	ob
Aug 30	at TCU	5	241	48.2	57	0	1	2	3	2	2-2	25	0	9	585	65.0	8	0
Sep 11	STILLMAN COLLEGE	14	471	33.6	45	0	0	2	0	1	0-0	0	0	1	50	50.0	0	0
Sep 20	VMI	4	142	35.5	43	0	0	0	0	1	0-0	0	0	4	246	61.5	1	0
Sep 27	at Chattanooga	8	342	42.8	65	0	0	4	2	3	1-1	31	0	6	384	64.0	3	0
Oct 04	MERCER	8	298	37.2	47	0	0	0	0	0	1-2	37	0	4	201	50.2	1	0
Oct 18	WOFFORD	7	263	37.6	62	0	0	1	1	1	1-1	44	0	5	303	60.6	1	0
Oct 25	at Furman	9	317	35.2	53	1	0	2	1	4	0-0	0	0	1	58	58.0	0	1
Nov 01	CONCORDIA	7	276	39.4	48	0	0	4	0	0	0-0	0	0	1	42	42.0	0	0
Nov 08	WESTERN CAROLINA	5	174	34.8	45	0	0	1	0	1	0-0	0	0	2	125	62.5	0	0
Nov 15	at The Citadel	4	157	39.2	61	0	1	1	1	2	1-2	30	0	4	241	60.2	1	0
Opponents		71	2681	37.8	65	1	2	17	8	15	6-8	44	0	37	2235	60.4	15	1
		48	2064	43.0	59	0	4	12	8	17	9-15	47	0	64	3963	61.9	16	1



The Automated ScoreBook  
Samford Game Superlatives (as of Nov 15, 2014)  
All games



INDIVIDUAL GAME HIGHS

Rushes	27	Denzel Williams vs Western Carolina (Nov 08, 2014)
Yards Rushing	178	Denzel Williams vs VMI (Sep 20, 2014)
TD Rushes	4	Michael Eubank vs VMI (Sep 20, 2014)
Long Rush	68	Krondis Larry vs VMI (Sep 20, 2014)
Pass attempts	43	Michael Eubank vs Wofford (Oct 18, 2014)
Pass completions	32	Michael Eubank vs Wofford (Oct 18, 2014)
Yards Passing	314	Michael Eubank at Furman (Oct 25, 2014)
TD Passes	2	Michael Eubank at Chattanooga (Sep 27, 2014)
	2	Malik Johns at Furman (Oct 25, 2014)
	2	Michael Eubank vs Concordia (Nov 01, 2014)
	2	Carson Barnett vs Concordia (Nov 01, 2014)
	2	Michael Eubank vs Western Carolina (Nov 08, 2014)
Long Pass	62	Michael Eubank at Furman (Oct 25, 2014)
Receptions	10	Karel Hamilton vs Mercer (Oct 04, 2014)
Yards Receiving	206	Karel Hamilton at Furman (Oct 25, 2014)
TD Receptions	2	Karel Hamilton at Chattanooga (Sep 27, 2014)
Long Reception	62	Karel Hamilton at Furman (Oct 25, 2014)
Field Goals	2	W. Handrahan vs Wofford (Oct 18, 2014)
	2	Reece Everett vs Western Carolina (Nov 08, 2014)
Long Field Goal	47	W. Handrahan vs Stillman College (Sep 11, 2014)
Punts	10	Greg Peranich at TCU (Aug 30, 2014)
Punting Avg	50.0	Austin Barnard at Chattanooga (Sep 27, 2014)
Long Punt	59	Greg Peranich at TCU (Aug 30, 2014)
	59	Greg Peranich vs Wofford (Oct 18, 2014)
Punts inside 20	3	Greg Peranich at TCU (Aug 30, 2014)
	3	Greg Peranich vs Mercer (Oct 04, 2014)
Long Punt Return	33	Gavin Sinclair vs Concordia (Nov 01, 2014)
Long Kickoff Return	45	Robert Clark vs Stillman College (Sep 11, 2014)
Tackles	17	Justin Cooper at The Citadel (Nov 15, 2014)
Sacks	1.5	Josh Killelt at TCU (Aug 30, 2014)
Tackles For Loss	3.0	Jaquiski Tartt vs Wofford (Oct 18, 2014)
Interceptions	2	Josh Kimberlin vs VMI (Sep 20, 2014)



The Automated ScoreBook  
Samford Game Superlatives (as of Nov 15, 2014)  
All games



TEAM GAME HIGHS

Rushes	55	vs VMI (Sep 20, 2014)
Yards Rushing	433	vs VMI (Sep 20, 2014)
Yards Per Rush	7.9	vs VMI (Sep 20, 2014)
TD Rushes	8	vs VMI (Sep 20, 2014)
Pass attempts	43	vs Wofford (Oct 18, 2014)
Pass completions	32	vs Wofford (Oct 18, 2014)
Yards Passing	381	at Furman (Oct 25, 2014)
Yards Per Pass	10.5	vs Concordia (Nov 01, 2014)
TD Passes	4	vs Concordia (Nov 01, 2014)
Total Plays	81	at Chattanooga (Sep 27, 2014)
Total Offense	540	at Furman (Oct 25, 2014)
Yards Per Play	7.5	vs VMI (Sep 20, 2014)
Points	63	vs VMI (Sep 20, 2014)
Sacks By	3	vs Concordia (Nov 01, 2014)
First Downs	29	vs Concordia (Nov 01, 2014)
Penalties	11	vs VMI (Sep 20, 2014)
Penalty Yards	133	vs VMI (Sep 20, 2014)
Turnovers	3	at Chattanooga (Sep 27, 2014)
Interceptions By	2	vs VMI (Sep 20, 2014)
	2	vs Mercer (Oct 04, 2014)
	2	at Furman (Oct 25, 2014)
	2	vs Western Carolina (Nov 08, 2014)
Punts	10	at TCU (Aug 30, 2014)
Punting Avg	47.5	at TCU (Aug 30, 2014)
Long Punt	59	at TCU (Aug 30, 2014)
	59	vs Wofford (Oct 18, 2014)
Punts inside 20	3	at TCU (Aug 30, 2014)
	3	vs Mercer (Oct 04, 2014)
Long Punt Return	33	vs Concordia (Nov 01, 2014)



The Automated ScoreBook  
Samford Game Superlatives (as of Nov 15, 2014)  
All games



OPPONENT INDIVIDUAL GAME HIGHS

Rushes	23	Tyler Renew, at The Citadel (Nov 15, 2014)
Yards Rushing	131	Keon Williams, at Chattanooga (Sep 27, 2014)
TD Rushes	2	Jabari Turner, vs VMI (Sep 20, 2014)
	2	Jacob Huesman, at Chattanooga (Sep 27, 2014)
	2	Keon Williams, at Chattanooga (Sep 27, 2014)
	2	Troy Mitchell, vs Western Carolina (Nov 08, 2014)
	2	Aaron Miller, at The Citadel (Nov 15, 2014)
Long Rush	54	Aaron Miller, at The Citadel (Nov 15, 2014)
Pass attempts	41	Boykin, Trevone, at TCU (Aug 30, 2014)
Pass completions	29	Boykin, Trevone, at TCU (Aug 30, 2014)
Yards Passing	320	Boykin, Trevone, at TCU (Aug 30, 2014)
TD Passes	2	Boykin, Trevone, at TCU (Aug 30, 2014)
Long Pass	48	John Russ, vs Mercer (Oct 04, 2014)
Receptions	7	Andrej Suttles, at Furman (Oct 25, 2014)
	7	K. Benson, vs Western Carolina (Nov 08, 2014)
Yards Receiving	91	K. Benson, vs Western Carolina (Nov 08, 2014)
TD Receptions	2	Listenbee, K., at TCU (Aug 30, 2014)
Long Reception	48	Chandler Curtis, vs Mercer (Oct 04, 2014)
Field Goals	2	Oberkrom, Jaden, at TCU (Aug 30, 2014)
Long Field Goal	44	David Marvin, vs Wofford (Oct 18, 2014)
Punts	11	D. Kelly, vs Stillman College (Sep 11, 2014)
Punting Avg	48.2	Perry, Ethan, at TCU (Aug 30, 2014)
Long Punt	65	Nick Pollard, at Chattanooga (Sep 27, 2014)
Punts inside 20	4	Hollingsworth, at Furman (Oct 25, 2014)
Long Punt Return	99	Chandler Curtis, vs Mercer (Oct 04, 2014)
Long Kickoff Return	32	D. Purnell, vs Stillman College (Sep 11, 2014)
Tackles	14	M. Wakeel, at Chattanooga (Sep 27, 2014)
Sacks	2.0	Tuaua, Mike, at TCU (Aug 30, 2014)
	2.0	Davis Tull, at Chattanooga (Sep 27, 2014)
	2.0	Keionta Davis, at Chattanooga (Sep 27, 2014)
	2.0	Tarek Odom, vs Wofford (Oct 18, 2014)
	2.0	Kaadem Hendrix, vs Concordia (Nov 01, 2014)
Tackles For Loss	4.0	Davis Tull, at Chattanooga (Sep 27, 2014)
	4.0	Tarek Odom, vs Wofford (Oct 18, 2014)
	4.0	Kaadem Hendrix, vs Concordia (Nov 01, 2014)
Interceptions	2	Lucas Webb, at Chattanooga (Sep 27, 2014)



The Automated ScoreBook  
Samford Game Superlatives (as of Nov 15, 2014)  
All games



OPPONENT TEAM GAME HIGHS

Rushes	76	at The Citadel (Nov 15, 2014)
Yards Rushing	359	at The Citadel (Nov 15, 2014)
Yards Per Rush	5.9	at Chattanooga (Sep 27, 2014)
TD Rushes	4	at Chattanooga (Sep 27, 2014)
Pass attempts	50	at TCU (Aug 30, 2014)
Pass completions	33	at TCU (Aug 30, 2014)
Yards Passing	355	at TCU (Aug 30, 2014)
Yards Per Pass	7.1	at TCU (Aug 30, 2014)
TD Passes	3	at TCU (Aug 30, 2014)
Total Plays	96	at TCU (Aug 30, 2014)
Total Offense	555	at TCU (Aug 30, 2014)
Yards Per Play	5.8	at TCU (Aug 30, 2014)
Points	48	at TCU (Aug 30, 2014)
Sacks By	4	at Chattanooga (Sep 27, 2014)
	4	vs Wofford (Oct 18, 2014)
	4	vs Concordia (Nov 01, 2014)
First Downs	33	at TCU (Aug 30, 2014)
Penalties	13	vs Stillman College (Sep 11, 2014)
Penalty Yards	153	vs Stillman College (Sep 11, 2014)
Turnovers	4	vs VMI (Sep 20, 2014)
Interceptions By	3	at Chattanooga (Sep 27, 2014)
Punts	14	vs Stillman College (Sep 11, 2014)
Punting Avg	48.2	at TCU (Aug 30, 2014)
Long Punt	65	at Chattanooga (Sep 27, 2014)
Punts inside 20	4	at Furman (Oct 25, 2014)
Long Punt Return	99	vs Mercer (Oct 04, 2014)





The Automated ScoreBook  
 Samford Red-Zone Results (as of Nov 15, 2014)  
 All games



Samford Inside Opponent Red-Zone

Date	Opponent	Score	Times In RZ	Times Scored	Total Pts	Rush TDs	Pass TDs	FGs Made	Failed to score inside RZ						
									FGA	Down	Int	Fumb	Half	Game	
Aug 30, 2014	at TCU	L 14-48	1	1	7	1	1	0	0	0	0	0	0	0	0
Sep 11, 2014	STILLMAN COLLEGE	W 52-0	7	6	42	6	5	1	0	0	1	0	0	0	0
Sep 20, 2014	VMI	W 63-21	5	5	35	5	5	0	0	0	0	0	0	0	0
Sep 27, 2014	at Chattanooga	L 24-38	3	2	10	1	1	0	1	0	1	0	0	0	0
Oct 04, 2014	MERCER	W 21-18	3	2	14	2	2	0	0	1	0	0	0	0	0
Oct 18, 2014	WOFFORD	L 20-24	4	4	20	2	2	0	2	0	0	0	0	0	0
Oct 25, 2014	at Furman	W 45-0	5	4	24	3	2	1	1	1	0	0	0	0	0
Nov 01, 2014	CONCORDIA	W 55-0	7	6	34	4	2	2	2	1	0	0	0	0	0
Nov 08, 2014	WESTERN CAROLINA	W 34-20	5	3	17	2	2	0	1	0	0	0	2	0	0
Nov 15, 2014	at The Citadel	W 20-17	3	2	13	2	2	0	0	1	0	0	0	0	0
Totals			43	35	216	28	24	4	7	4	2	0	2	0	0
35 of 43 (81.4%)															

Opponents Inside Samford Red-Zone

Date	Opponent	Score	Times In RZ	Times Scored	Total Pts	Rush TDs	Pass TDs	FGs Made	Failed to score inside RZ						
									FGA	Down	Int	Fumb	Half	Game	
Aug 30, 2014	at TCU	L 14-48	7	7	41	5	3	2	2	0	0	0	0	0	0
Sep 11, 2014	STILLMAN COLLEGE	W 52-0	0	0	0	0	0	0	0	0	0	0	0	0	0
Sep 20, 2014	VMI	W 63-21	3	3	21	3	3	0	0	0	0	0	0	0	0
Sep 27, 2014	at Chattanooga	L 24-38	4	4	24	3	3	0	1	0	0	0	0	0	0
Oct 04, 2014	MERCER	W 21-18	3	2	10	1	1	0	1	0	1	0	0	0	0
Oct 18, 2014	WOFFORD	L 20-24	3	3	21	3	2	1	0	0	0	0	0	0	0
Oct 25, 2014	at Furman	W 45-0	1	0	0	0	0	0	0	0	1	0	0	0	0
Nov 01, 2014	CONCORDIA	W 55-0	0	0	0	0	0	0	0	0	0	0	0	0	0
Nov 08, 2014	WESTERN CAROLINA	W 34-20	3	3	20	3	2	1	0	0	0	0	0	0	0
Nov 15, 2014	at The Citadel	W 20-17	3	3	17	2	2	0	1	0	0	0	0	0	0
Totals			27	25	154	20	16	4	5	0	2	0	0	0	0
25 of 27 (92.6%)															



The Automated ScoreBook  
 Samford By-Quarter Statistics (as of Nov 15, 2014)  
 All games



3rd-Down Conversions

Date	Opponent	Score	Overall	1st Qtr	2nd Qtr	3rd Qtr	4th Qtr	Overtime
Aug 30, 2014	at TCU	L 14-48	6-20 30.0	1-4 25.0	3-6 50.0	2-8 25.0	0-2 0.0	
Sep 11, 2014	STILLMAN COLLEGE	W 52-0	7-14 50.0	4-5 80.0	0-2 0.0	1-2 50.0	2-5 40.0	
Sep 20, 2014	VMI	W 63-21	7-13 53.8	2-2 100.0	3-6 50.0	2-3 66.7	0-2 0.0	
Sep 27, 2014	at Chattanooga	L 24-38	6-18 33.3	2-4 50.0	2-5 40.0	1-3 33.3	1-6 16.7	
Oct 04, 2014	MERCER	W 21-18	5-17 29.4	0-3 0.0	0-3 0.0	3-5 60.0	2-6 33.3	
Oct 18, 2014	WOFFORD	L 20-24	3-13 23.1	0-3 0.0	2-4 50.0	1-3 33.3	0-3 0.0	
Oct 25, 2014	at Furman	W 45-0	8-14 57.1	2-3 66.7	2-4 50.0	3-5 60.0	1-2 50.0	
Nov 01, 2014	CONCORDIA	W 55-0	7-11 63.6	3-3 100.0	2-4 50.0	0-1 0.0	2-3 66.7	
Nov 08, 2014	WESTERN CAROLINA	W 34-20	8-12 66.7	2-2 100.0	3-4 75.0	1-3 33.3	2-3 66.7	
Nov 15, 2014	at The Citadel	W 20-17	4-13 30.8	1-5 20.0	1-2 50.0	1-3 33.3	1-3 33.3	
	Samford		61-145 42.1	17-34 50.0	18-40 45.0	15-36 41.7	11-35 31.4	0-0 0.0
	Opponents		49-157 31.2	9-36 25.0	13-42 31.0	11-39 28.2	16-40 40.0	0-0 0.0

4th-Down Conversions

Date	Opponent	Score	Overall	1st Qtr	2nd Qtr	3rd Qtr	4th Qtr	Overtime
Aug 30, 2014	at TCU	L 14-48	0-1 0.0	0-0 0.0	0-0 0.0	0-0 0.0	0-1 0.0	
Sep 11, 2014	STILLMAN COLLEGE	W 52-0	0-1 0.0	0-0 0.0	0-0 0.0	0-0 0.0	0-1 0.0	
Sep 20, 2014	VMI	W 63-21	1-1 100.0	0-0 0.0	0-0 0.0	0-0 0.0	1-1 100.0	
Sep 27, 2014	at Chattanooga	L 24-38	2-3 66.7	0-0 0.0	0-0 0.0	0-0 0.0	2-3 66.7	
Oct 04, 2014	MERCER	W 21-18	0-1 0.0	0-0 0.0	0-0 0.0	0-0 0.0	0-1 0.0	
Oct 18, 2014	WOFFORD	L 20-24	0-1 0.0	0-0 0.0	0-0 0.0	0-0 0.0	0-1 0.0	
Oct 25, 2014	at Furman	W 45-0	0-0 0.0	0-0 0.0	0-0 0.0	0-0 0.0	0-0 0.0	
Nov 01, 2014	CONCORDIA	W 55-0	0-0 0.0	0-0 0.0	0-0 0.0	0-0 0.0	0-0 0.0	
Nov 08, 2014	WESTERN CAROLINA	W 34-20	0-0 0.0	0-0 0.0	0-0 0.0	0-0 0.0	0-0 0.0	
Nov 15, 2014	at The Citadel	W 20-17	2-3 66.7	0-1 0.0	0-0 0.0	0-0 0.0	2-2 100.0	
	Samford		5-11 45.5	0-1 0.0	0-0 0.0	0-0 0.0	5-10 50.0	0-0 0.0
	Opponents		11-20 55.0	0-1 0.0	1-6 16.7	2-4 50.0	8-9 88.9	0-0 0.0

Time of Possession

Date	Opponent	Score	Overall	1st Qtr	2nd Qtr	3rd Qtr	4th Qtr	Overtime
Aug 30, 2014	at TCU	L 14-48	27:45	7:10	7:05	10:26	3:04	
Sep 11, 2014	STILLMAN COLLEGE	W 52-0	26:56	8:59	5:45	3:50	8:22	
Sep 20, 2014	VMI	W 63-21	29:38	5:47	10:48	6:41	6:22	
Sep 27, 2014	at Chattanooga	L 24-38	29:49	9:37	5:43	6:26	8:03	
Oct 04, 2014	MERCER	W 21-18	28:41	5:25	5:52	8:23	9:01	
Oct 18, 2014	WOFFORD	L 20-24	26:19	4:39	8:13	8:11	5:16	
Oct 25, 2014	at Furman	W 45-0	30:20	5:11	8:39	8:13	8:17	
Nov 01, 2014	CONCORDIA	W 55-0	30:17	8:17	6:44	5:44	9:32	
Nov 08, 2014	WESTERN CAROLINA	W 34-20	27:09	6:07	5:39	6:38	8:45	
Nov 15, 2014	at The Citadel	W 20-17	22:18	8:19	4:10	3:56	5:53	
	Samford	Total	279:12	69:31	68:38	68:28	72:35	0:00
		Avg.	27:55	6:57	6:51	6:50	7:15	0:00
	Opponents	Total	320:48	80:29	81:22	81:32	77:25	0:00
		Avg.	32:04	8:02	8:08	8:09	7:44	0:00



The Automated ScoreBook  
 Samford Games Played (as of Nov 15, 2014)  
 All games



##	PLAYER	GP-GS	TCU	SC	VMI	UTC	MER	WOF	FUR	CONCOR	WCU	CIT
86	John Albert	5/-	...	XXX	XXX	...	...	...	XXX	XXX	XXX	...
75	Royus Amos	10/2	START	START	XXX	XXX	XXX	XXX	XXX	XXX	XXX	XXX
87	Justin Anderson	3/-	...	XXX	XXX	...	...	...	...	XXX	...	...
48	Matt Azemar	6/-	XXX	XXX	XXX	...	XXX	...	XXX	XXX	...	...
53	Austin Barnard	3/-	XXX	XXX	...	XXX	...	...	...	...	...	...
14	Carson Barnett	7/-	XXX	XXX	XXX	...	...	...	XXX	XXX	XXX	XXX
27	Jamerson Blount	10/9	XXX	START	START	START	START	START	START	START	START	START
73	J. Boatright	10/10	START	START	START	START	START	START	START	START	START	START
62	Armando Bonheur	10/1	START	XXX	XXX	XXX	XXX	XXX	XXX	XXX	XXX	XXX
21	James Bradberry	10/10	START	START	START	START	START	START	START	START	START	START
50	Gunnar Bromelow	10/10	START	START	START	START	START	START	START	START	START	START
22	Cody Brooks	3/-	XXX	XXX	XXX	...	...	...	...	...	...	...
19	Jeremy Brown	10/-	XXX	XXX	XXX	XXX	XXX	XXX	XXX	XXX	XXX	XXX
68	Wesley Carter	10/8	XXX	XXX	START	START	START	START	START	START	START	START
65	Jose Casanova	10/2	XXX	XXX	XXX	START	START	XXX	XXX	XXX	XXX	XXX
76	Kyle Champion	10/10	START	START	START	START	START	START	START	START	START	START
36	Austin Chapman	3/-	...	XXX	XXX	...	...	...	...	XXX	...	...
85	Robert Clark	10/2	START	XXX	XXX	XXX	START	XXX	XXX	XXX	XXX	XXX
39	Chaz Claunch	5/-	XXX	XXX	XXX	...	...	...	XXX	XXX	...	...
1	Kelvin Clay	10/9	START	XXX	START	START	START	START	START	START	START	START
63	Andy Clements	4/-	...	XXX	XXX	...	...	...	XXX	XXX	...	...
23	Justin Cooper	10/10	START	START	START	START	START	START	START	START	START	START
58	Gordon Crozier	5/-	XXX	XXX	XXX	...	...	...	XXX	XXX	...	...
15	R. Donaldson	10/-	XXX	XXX	XXX	XXX	XXX	XXX	XXX	XXX	XXX	XXX
2	Michael Eubank	10/10	START	START	START	START	START	START	START	START	START	START
37	Reece Everett	7/-	XXX	XXX	XXX	...	...	...	XXX	XXX	XXX	XXX
38	Troy Forrest	7/-	XXX	XXX	XXX	...	XXX	...	XXX	XXX	XXX	...
90	Xavier Forrest	7/-	XXX	XXX	XXX	XXX	XXX	XXX	XXX	...	...	...
47	Jay Galloway	8/-	XXX	XXX	XXX	...	XXX	...	XXX	XXX	XXX	XXX
9	Jeremiaha Gates	10/-	XXX	XXX	XXX	XXX	XXX	XXX	XXX	XXX	XXX	XXX
16	Bruce Greer	6/-	...	...	XXX	...	XXX	XXX	XXX	XXX	...	XXX
3	Karel Hamilton	10/10	START	START	START	START	START	START	START	START	START	START
59	W. Handrahan	9/-	XXX	XXX	XXX	XXX	XXX	XXX	XXX	XXX	...	XXX
42	Amos Harper	3/-	...	XXX	XXX	...	...	...	...	XXX	...	...
72	Robert Hatcher	2/-	...	...	XXX	...	...	...	...	XXX	...	...
91	Jared Holloway	9/-	...	XXX	XXX	XXX	XXX	XXX	XXX	XXX	XXX	XXX
70	Ryan Hughes	10/-	XXX	XXX	XXX	XXX	XXX	XXX	XXX	XXX	XXX	XXX
64	Alec Hulmes	10/-	XXX	XXX	XXX	XXX	XXX	XXX	XXX	XXX	XXX	XXX
11	Malik Johns	10/1	XXX	START	XXX	XXX	XXX	XXX	XXX	XXX	XXX	XXX
43	Josh Killett	10/9	START	START	XXX	START	START	START	START	START	START	START
10	Josh Kimberlin	10/1	START	XXX	XXX	XXX	XXX	XXX	XXX	XXX	XXX	XXX
93	Jake Kingree	2/-	...	XXX	...	...	...	...	...	XXX	...	...
17	Krondis Larry	9/-	XXX	...	XXX	XXX	XXX	XXX	XXX	XXX	XXX	XXX
82	J.T. Lynn	3/-	...	XXX	XXX	...	...	...	...	XXX	...	...
28	Jamie Major	10/-	XXX	XXX	XXX	XXX	XXX	XXX	XXX	XXX	XXX	XXX
92	Jerry Mathis	8/8	START	START	START	...	...	START	START	START	START	START
46	Carter McManes	2/-	...	XXX	...	...	...	...	...	XXX	...	...



The Automated ScoreBook  
Samford Games Played (as of Nov 15, 2014)  
All games



##	PLAYER	GP-GS	TCU	SC	VMI	UTC	MER	WOF	FUR	CONCOR	WCU	CIT
80	Justin Minick	8/-	XXX	XXX	XXX	XXX	XXX	...	XXX	XXX	XXX	...
4	Albert Mitchell	2/-	...	XXX	...	...	...	...	...	XXX	...	...
26	Brandon Nettles	10/-	XXX	XXX	XXX	XXX	XXX	XXX	XXX	XXX	XXX	XXX
71	Brad Noble	3/-	XXX	XXX	XXX	...	...	...	...	...	...	...
4A	Khalil Norman	2/-	...	XXX	...	...	...	...	...	XXX	...	...
54	Michael O'Neal	10/-	XXX	XXX	XXX	XXX	XXX	XXX	XXX	XXX	XXX	XXX
84	E. Obajimi	10/4	XXX	START	XXX	XXX	XXX	START	START	XXX	START	XXX
29	Tonne Osaigbovo	10/10	START	START	START	START	START	START	START	START	START	START
18	Drew Pederson	8/-	XXX	XXX	XXX	XXX	XXX	XXX	XXX	XXX	...	...
95	Greg Peranich	10/-	XXX	XXX	XXX	XXX	XXX	XXX	XXX	XXX	XXX	XXX
41	Sam Pettway	10/-	XXX	XXX	XXX	XXX	XXX	XXX	XXX	XXX	XXX	XXX
32	Tony Philpot	10/10	START	START	START	START	START	START	START	START	START	START
98	Michael Pierce	10/10	START	START	START	START	START	START	START	START	START	START
44	Deion Pierre	10/-	XXX	XXX	XXX	XXX	XXX	XXX	XXX	XXX	XXX	XXX
5	Brinson Porter	10/8	XXX	XXX	START	START	START	START	START	START	START	START
3A	Anthony Preston	2/-	...	...	XXX	...	...	...	...	XXX	...	...
60	Tyler Queen	1/-	XXX	...	...	...	...	...	...	...	...	...
52	Connor Rafferty	7/-	XXX	XXX	XXX	XXX	XXX	...	XXX	XXX	...	...
89	Javian Ramson	8/-	XXX	XXX	XXX	XXX	...	...	XXX	XXX	XXX	XXX
97	Calvin Ruff	10/2	START	START	XXX	XXX	XXX	XXX	XXX	XXX	XXX	XXX
45	Shaheed Salmon	10/1	XXX	XXX	START	XXX	XXX	XXX	XXX	XXX	XXX	XXX
40	Devon Schmitt	10/-	XXX	XXX	XXX	XXX	XXX	XXX	XXX	XXX	XXX	XXX
66	C.H. Scruggs	10/9	XXX	START	START	START	START	START	START	START	START	START
7	Gavin Sinclair	10/4	XXX	XXX	START	START	XXX	XXX	XXX	START	XXX	START
13	Tyler Small	2/-	...	...	XXX	...	...	...	...	XXX	...	...
96	Mitchell Smith	5/-	XXX	XXX	XXX	...	...	...	XXX	XXX	...	...
2B	Brad Starace	1/-	...	...	...	...	...	...	...	XXX	...	...
6	Jaquiski Tartt	10/10	START	START	START	START	START	START	START	START	START	START
24	Trey Wesley	10/10	START	START	START	START	START	START	START	START	START	START
20	Ryan White	3/-	...	XXX	XXX	...	...	...	...	XXX	...	...
81	B. Wilkinson	10/10	START	START	START	START	START	START	START	START	START	START
30	Jake Wilks	5/-	XXX	XXX	XXX	...	...	...	XXX	XXX	...	...
25	Denzel Williams	10/10	START	START	START	START	START	START	START	START	START	START
12	Omari Williams	10/-	XXX	XXX	XXX	XXX	XXX	XXX	XXX	XXX	XXX	XXX
35	Terrell Woods	3/-	XXX	XXX	XXX	...	...	...	...	...	...	...



The Automated ScoreBook  
 Samford Total Tackles Game-by-Game (as of Nov 15, 2014)  
 All games



Total Tackles	UA-A	Total	TCU	SC	VMI	UTC	MER	WOF	FUR	CONCOR	WCU	CIT
Justin Cooper LB	70-17	87	2-9	3-1	3-0	11-2	4-0	13-0	2-1	4-1	13-1	15-2
Jaquiski Tartt FS	50-8	58	7-4	2-0	3-0	3-3	8-0	9-1	6-0	4-0	7-0	1-0
Josh Killett LB	34-14	48	4-2	6-0	0-1	2-0	4-1	6-1	2-2	2-0	3-4	5-3
Jamerson Blount DB	37-10	47	4-6	1-1	4-0	3-0	4-0	5-1	5-1	0-1	6-0	5-0
Michael Pierce DL	26-8	34	1-4	2-0	2-0	3-0	5-0	6-0	1-2	1-1	4-1	1-0
Trey Wesley DB	27-6	33	6-0	2-1	1-1	5-1	3-0	1-0	1-1	2-0	4-1	2-1
B. Wilkinson DL	19-6	25	1-4	3-0	3-0	1-1	2-0	2-0	-	2-1	1-0	4-0
Tonne Osaigbovo LB	21-3	24	2-0	1-0	3-0	4-0	4-0	-	1-1	1-0	4-1	1-1
Jamie Major LB	21-3	24	2-2	5-0	7-0	-	-	1-1	3-0	1-0	-	2-0
Shaheed Salmon LB	20-3	23	1-0	2-0	1-0	-	2-0	6-0	-	2-0	-	6-3
Omari Williams DB	19-4	23	1-1	4-0	1-0	-	-	-	2-0	0-1	-	11-2
R. Donaldson DL	17-4	21	1-3	2-0	1-0	3-0	2-0	1-0	2-0	1-0	1-0	3-1
James Bradberry DB	18-2	20	3-1	1-0	2-0	3-1	3-0	-	1-0	-	3-0	2-0
Jose Casanova DL	14-6	20	0-2	4-0	-	5-0	1-0	-	1-1	0-2	1-0	2-1
Brinson Porter DL	14-3	17	-	1-0	0-1	0-1	-	2-0	2-1	1-0	3-0	5-0
Sam Pettway S	15-2	17	1-0	3-0	6-2	-	1-0	-	3-0	1-0	-	-
Josh Kimberlin DB	8-8	16	3-6	-	-	1-0	0-1	-	1-0	0-1	3-0	-
Calvin Ruff DL	13-1	14	1-0	2-1	1-0	-	2-0	2-0	1-0	-	2-0	2-0
Jerry Mathis DL	10-4	14	0-1	-	-	DNP	DNP	3-0	1-2	3-1	2-0	1-0
Deion Pierre LB	9-4	13	1-2	1-1	2-0	0-1	1-0	-	1-0	1-0	-	2-0
Devon Schmitt	8-3	11	-	-	2-1	0-1	1-0	1-0	2-1	1-0	1-0	-
Brandon Nettles DB	10-1	11	2-0	-	2-0	-	1-0	3-0	1-1	1-0	-	-
Jay Galloway LB	7-1	8	1-1	3-0	-	DNP	-	DNP	-	3-0	-	-
Terrell Woods DL	3-3	6	1-2	2-1	-	DNP	DNP	DNP	DNP	DNP	DNP	DNP
Cody Brooks DB	6-0	6	4-0	2-0	-	DNP	DNP	DNP	DNP	DNP	DNP	DNP
Jeremiaha Gates	5-1	6	1-0	-	1-0	-	-	-	-	-	1-0	2-1
Jared Holloway DL	5-1	6	DNP	-	1-0	1-0	1-0	-	1-0	0-1	-	1-0
Mitchell Smith DL	5-0	5	1-0	-	-	DNP	DNP	DNP	2-0	2-0	DNP	DNP
Justin Minick	2-3	5	0-1	-	-	0-1	1-0	DNP	1-0	0-1	-	DNP
Kelvin Clay	4-1	5	-	-	-	1-0	1-0	1-0	-	-	-	1-1
Xavier Forrest DL	4-0	4	1-0	-	1-0	-	2-0	-	-	DNP	DNP	DNP
Michael O'Neal	3-0	3	-	2-0	-	-	-	-	-	-	1-0	-
Alec Hulmes	1-2	3	0-2	-	1-0	-	-	-	-	-	-	-
Tony Philpot	1-1	2	0-1	-	-	-	-	-	-	1-0	-	-
Austin Chapman LB	2-0	2	DNP	1-0	-	DNP	DNP	DNP	DNP	1-0	DNP	DNP
Chaz Claunch	2-0	2	-	1-0	1-0	DNP	DNP	DNP	-	-	DNP	DNP
Ryan White DB	1-0	1	DNP	-	1-0	DNP	DNP	DNP	DNP	-	DNP	DNP
Karel Hamilton	1-0	1	-	-	-	1-0	-	-	-	-	-	-
Carter McManes LB	1-0	1	DNP	1-0	DNP	DNP	DNP	DNP	DNP	-	DNP	DNP
John Albert	1-0	1	DNP	-	-	DNP	DNP	DNP	-	1-0	-	DNP
Jake Kingree DL	1-0	1	DNP	1-0	DNP	DNP	DNP	DNP	DNP	-	DNP	DNP
Bruce Greer DB	1-0	1	DNP	DNP	1-0	DNP	-	-	-	-	DNP	-
Matt Azemar	0-1	1	-	-	-	DNP	-	DNP	-	0-1	DNP	DNP
C.H. Scruggs	1-0	1	-	1-0	-	-	-	-	-	-	-	-
Denzel Williams	1-0	1	-	-	-	-	-	-	-	-	1-0	-
Brad Noble DL	1-0	1	-	-	1-0	DNP	DNP	DNP	DNP	DNP	DNP	DNP



The Automated ScoreBook  
Samford Passing Game-by-Game (as of Nov 15, 2014)  
All games



#2 Michael Eubank	Comp	Att	Int	Pct	Yards	TD	Long	Sacked	Effic
TCU	8	15	1	53.3	63	0	32	2-16	75.28
Stillman College	15	23	1	65.2	131	1	28	0-0	118.71
VMI	6	9	0	66.7	66	1	25	2-16	164.93
Chattanooga	18	33	3	54.5	244	2	39	4-34	118.47
Mercer	24	40	0	60.0	262	1	32	1-6	123.27
Wofford	32	43	1	74.4	305	0	25	4-18	129.35
Furman	22	33	0	66.7	314	1	62	0-0	156.59
Concordia	10	12	0	83.3	166	2	43	1-9	254.53
Western Carolina	15	24	0	62.5	232	2	37	1-1	171.20
The Citadel	18	28	0	64.3	228	1	31	1-9	144.47
TOTALS	168	260	6	64.6	2011	11	62	16-109	138.93

#14 Carson Barnett	Comp	Att	Int	Pct	Yards	TD	Long	Sacked	Effic
TCU	2	5	0	40.0	-7	0	0	0-0	28.24
Stillman College	5	6	0	83.3	54	0	26	0-0	158.93
VMI	5	6	0	83.3	26	0	19	0-0	119.73
Furman	2	2	0	100.0	28	0	21	0-0	217.60
Concordia	9	13	0	69.2	105	2	19	3-19	187.85
TOTALS	23	32	0	71.9	206	2	26	3-19	146.57

#18 Drew Pederson	Comp	Att	Int	Pct	Yards	TD	Long	Sacked	Effic
Stillman College	1	1	0	100.0	2	0	2	0-0	116.80
Concordia	1	1	0	100.0	3	0	3	0-0	125.20
TOTALS	2	2	0	100.0	5	0	3	0-0	121.00

#11 Malik Johns	Comp	Att	Int	Pct	Yards	TD	Long	Sacked	Effic
Furman	2	2	0	100.0	39	2	35	0-0	593.80
The Citadel	0	1	0	0.0	0	0	0	0-0	0.00
TOTALS	2	3	0	66.7	39	2	35	0-0	395.87

#4 Albert Mitchell	Comp	Att	Int	Pct	Yards	TD	Long	Sacked	Effic
Stillman College	1	1	0	100.0	11	0	11	0-0	192.40
TOTALS	1	1	0	100.0	11	0	11	0-0	192.40

#9 Jeremiaha Gates	Comp	Att	Int	Pct	Yards	TD	Long	Sacked	Effic
Western Carolina	0	1	0	0.0	0	0	0	0-0	0.00
TOTALS	0	1	0	0.0	0	0	0	0-0	0.00



The Automated ScoreBook  
 Samford Rushing/Receiving Game-by-Game (as of Nov 15, 2014)  
 All games



RUSHING	No-Yds/TD	TCU	SC	VMI	UTC	MER	WOF	FUR	CONCOR	WCU	CIT
Denzel Williams RB	176-877/16	15-22/1	15-62/3	16-178/2	21-78/1	18-66/2	12-48/1	19-101/2	14-78/1	27-156/2	19-88/1
Michael Eubank QB	87-235/5	16-46/0	4-50/0	11-43/4	22-51/0	7-9/0	10-5/1	1--9/0	2--10/0	7-38/0	7-12/0
Krondis Larry RB	38-217/2	4-5/0	DNP	10-128/1	4-4/0	2--5/0	3-3/0	5-7/0	6-43/0	1-14/0	3-18/1
Jeremiaha Gates RB	40-202/2	5-20/0	7-63/1	6-34/1	-	3-6/0	1-0/0	7-43/0	3-10/0	5-16/0	3-10/0
Jake Wilks RB	23-107/1	3-5/0	8-10/0	-	DNP	DNP	DNP	4-24/0	8-68/1	DNP	DNP
Carson Barnett QB	14-84/1	2--3/0	3-37/1	3-11/0	DNP	DNP	DNP	-	6-39/0	-	-
Anthony Preston FB	9-56/0	DNP	DNP	5-37/0	DNP	DNP	DNP	DNP	4-19/0	DNP	DNP
Malik Johns WR	11-40/0	1-4/0	-	1--2/0	-	2-30/0	2--7/0	-	-	3-8/0	2-7/0
Robert Clark WR	7-40/1	-	2-48/1	1-6/0	-	-	-	1--5/0	1--5/0	1--1/0	1--3/0
Albert Mitchell QB	2-18/0	DNP	1-10/0	DNP	DNP	DNP	DNP	DNP	1-8/0	DNP	DNP
Khalil Norman FB	6-18/0	DNP	3-11/0	DNP	DNP	DNP	DNP	DNP	3-7/0	DNP	DNP
Drew Pederson QB	3-9/0	-	2-7/0	1-2/0	-	-	-	-	-	DNP	DNP
E. Obajimi WR	2-4/0	-	-	-	1-4/0	-	1-0/0	-	-	-	-
J. Boatright OL	1-2/0	-	-	-	-	-	-	-	1-2/0	-	-
Matt Azemar WR	1--4/0	-	1--4/0	-	DNP	-	DNP	-	-	DNP	DNP
TEAM	6--11/0	-	DNP	1--4/0	DNP	2--3/0	DNP	1--2/0	DNP	2--2/0	DNP
Austin Barnard P	1--12/0	1--12/0	-	DNP	-	DNP	DNP	DNP	DNP	DNP	DNP

RECEIVING	No-Yds/TD	TCU	SC	VMI	UTC	MER	WOF	FUR	CONCOR	WCU	CIT
Karel Hamilton WR	50-810/6	-	4-27/0	2-49/1	6-129/2	10-101/0	4-56/0	9-206/1	3-56/1	7-115/1	5-71/0
E. Obajimi WR	19-231/1	-	-	1-19/0	2-19/0	1-9/0	7-64/0	-	5-78/1	2-26/0	1-16/0
Denzel Williams RB	23-186/0	3-1/0	2-25/0	1-7/0	2-11/0	2-25/0	5-63/0	2-11/0	1-17/0	1-0/0	4-26/0
Robert Clark WR	20-176/0	2-0/0	4-68/0	2-8/0	2-18/0	2-4/0	2-8/0	3-27/0	2-17/0	-	1-26/0
Gavin Sinclair WR	17-166/1	-	2-11/0	-	2-10/0	3-49/1	5-46/0	3-26/0	-	1-12/0	1-12/0
Malik Johns WR	15-142/1	1-1/0	2-16/1	1--4/0	1-14/0	1-22/0	5-34/0	2-28/0	-	2-31/0	-
Kelvin Clay WR	9-126/0	-	-	1-11/0	3-43/0	1-32/0	3-21/0	-	1-19/0	-	-
Jeremy Brown WR	13-123/1	2-8/0	3-24/0	-	-	2-11/0	1-13/0	1-10/0	4-57/1	-	-
Tony Philpot TE	8-121/1	1-14/0	-	-	-	-	-	1-13/0	1-9/0	1-13/0	4-72/1
Devon Schmitt TE	6-60/1	1-32/0	-	1-5/0	-	1-5/0	-	1-8/0	1-6/1	-	1-4/0
Jeremiaha Gates RB	5-55/1	-	1-2/0	1--1/0	-	1-4/0	-	1-15/0	-	1-35/1	-
Krondis Larry RB	4-32/1	-	DNP	1--2/0	-	-	-	2-33/1	-	-	1-1/0
R. Donaldson	1-12/0	-	-	-	-	-	-	-	1-12/0	-	-
Justin Anderson WR	1-11/0	DNP	1-11/0	-	DNP	DNP	DNP	DNP	-	DNP	DNP
Troy Forrest TE	2-9/0	-	2-9/0	-	DNP	-	DNP	-	-	-	DNP
Jake Wilks RB	2-8/0	-	1-5/0	-	DNP	DNP	DNP	-	1-3/0	DNP	DNP
Michael Eubank QB	1-4/1	-	-	-	-	-	-	1-4/1	-	-	-



The Automated ScoreBook  
 Samford Return Stats Game-by-Game (as of Nov 15, 2014)  
 All games



PUNT RETURNS	No-Yds	TCU	SC	VMI	UTC	MER	WOF	FUR	CONCOR	WCU	CIT
Robert Clark	16-81	1-4	6-61	1-2	1-26	5-9	2-9	-	-	-	-
Gavin Sinclair	6-29	-	2-1	-	-	-	-	2-0	2-28	-	-
Deion Pierre	1-15	-	-	-	-	-	-	1-15	-	-	-
Kelvin Clay	1-3	-	-	-	-	-	-	-	1-3	-	-

KICK RETURNS	No-Yds	TCU	SC	VMI	UTC	MER	WOF	FUR	CONCOR	WCU	CIT
Robert Clark	10-209	1-6	1-45	2-42	3-55	2-44	1-17	-	-	-	-
Malik Johns	6-170	-	-	1-27	-	-	1-37	-	-	2-67	2-39
Kelvin Clay	3-20	-	-	-	-	-	2-19	-	-	-	1-1
Devon Schmitt	1-19	-	-	-	-	-	-	-	1-19	-	-
Jeremiaha Gates	1-0	-	-	-	-	1-0	-	-	-	-	-

INT. RETURNS	No-Yds	TCU	SC	VMI	UTC	MER	WOF	FUR	CONCOR	WCU	CIT
Josh Kimberlin	3-34	-	-	2-33	-	-	-	-	-	1-1	-
Jamerson Blount	2-56	1-55	-	-	-	-	-	1-1	-	-	-
James Bradberry	1-24	-	-	-	-	-	1-24	-	-	-	-
Josh Killett	1-9	-	-	-	-	-	-	-	-	1-9	-
Justin Cooper	1-0	-	-	-	-	-	-	1-0	-	-	-
Omari Williams	1-34	-	-	-	-	-	-	-	1-34	-	-
Brandon Nettles	1-1	-	-	-	-	1-1	-	-	-	-	-
Jaquiski Tartt	1-2	-	-	-	-	1-2	-	-	-	-	-

FUMBLE RETURNS	No-Yds	TCU	SC	VMI	UTC	MER	WOF	FUR	CONCOR	WCU	CIT
----------------	--------	-----	----	-----	-----	-----	-----	-----	--------	-----	-----





The Automated ScoreBook  
Samford Sacks Game-by-Game (as of Nov 15, 2014)  
All games



SACKS	UA-A	Total	TCU	SC	VMI	UTC	MER	WOF	FUR	CONCOR	WCU	CIT
R. Donaldson DL	4-0	4.0	-	-	1.0-2	1.0-3	1.0-2	-	1.0-3	-	-	-
Brinson Porter DL	2-0	2.0	-	-	-	-	-	-	1.0-6	1.0-11	-	-
Josh Killett LB	1-1	1.5	1.5-16	-	-	-	-	-	-	-	-	-
Jose Casanova DL	1-1	1.5	-	1.0-6	-	-	-	-	-	0.5-4	-	-
Michael Pierce DL	1-0	1.0	-	1.0-6	-	-	-	-	-	-	-	-
Calvin Ruff DL	1-0	1.0	-	-	-	-	-	-	-	-	1.0-1	-
Shaheed Salmon LB	1-0	1.0	-	-	-	-	-	-	-	1.0-1	-	-
Terrell Woods DL	0-1	0.5	0.5-6	-	-	DNP	DNP	DNP	DNP	DNP	DNP	DNP
Jared Holloway DL	0-1	0.5	DNP	-	-	-	-	-	-	0.5-4	-	-



The Automated ScoreBook  
Samford Tackle For Loss Game-by-Game (as of Nov 15, 2014)  
All games



TACKLES FOR LOSS	UA-A	Total	TCU	SC	VMI	UTC	MER	WOF	FUR	CONCOR	WCU	CIT
R. Donaldson DL	7-1	7.5	1.0-4	1.0-3	1.0-2	2.0-9	1.0-2	-	1.0-3	-	-	0.5-0
Josh Killelt LB	5-3	6.5	1.5-16	2.0-6	-	-	-	2.0-5	-	-	0.5-1	0.5-1
Justin Cooper LB	5-1	5.5	0.5-2	1.0-9	1.0-2	-	-	-	-	1.0-1	2.0-2	-
B. Wilkinson DL	5-0	5.0	-	1.0-4	1.0-1	1.0-1	-	-	-	1.0-1	1.0-1	-
Michael Pierce DL	3-4	5.0	0.5-3	1.0-6	-	1.0-2	1.0-4	-	0.5-1	0.5-1	0.5-2	-
Jose Casanova DL	3-3	4.5	-	2.0-8	-	-	1.0-4	-	-	1.0-4	-	0.5-1
Calvin Ruff DL	4-0	4.0	-	1.0-1	1.0-1	-	1.0-1	-	-	-	1.0-1	-
Jerry Mathis DL	3-1	3.5	-	-	-	DNP	DNP	-	0.5-2	2.0-5	1.0-5	-
Shaheed Salmon LB	3-1	3.5	-	-	-	-	-	1.0-2	-	1.0-1	-	1.5-2
Jaquiski Tartt FS	3-0	3.0	-	-	-	-	-	3.0-6	-	-	-	-
Jamerson Blount DB	3-0	3.0	-	-	-	-	-	1.0-3	1.0-3	-	1.0-1	-
Trey Wesley DB	2-0	2.0	-	-	-	-	-	1.0-1	-	-	-	1.0-2
Brinson Porter DL	2-0	2.0	-	-	-	-	-	-	1.0-6	1.0-11	-	-
Jay Galloway LB	2-0	2.0	-	1.0-3	-	DNP	-	DNP	-	1.0-3	-	-
Terrell Woods DL	1-1	1.5	0.5-6	1.0-3	-	DNP	DNP	DNP	DNP	DNP	DNP	DNP
Deion Pierre LB	1-1	1.5	0.5-1	-	1.0-1	-	-	-	-	-	-	-
James Bradberry DB	1-0	1.0	-	-	-	-	1.0-2	-	-	-	-	-
Cody Brooks DB	1-0	1.0	1.0-3	-	-	DNP	DNP	DNP	DNP	DNP	DNP	DNP
Sam Pettway S	1-0	1.0	-	-	1.0-1	-	-	-	-	-	-	-
Brandon Nettles DB	1-0	1.0	-	-	-	-	1.0-3	-	-	-	-	-
Xavier Forrest DL	1-0	1.0	-	-	-	-	1.0-1	-	-	DNP	DNP	DNP
Tonne Osaigbovo LB	1-0	1.0	-	-	-	-	1.0-3	-	-	-	-	-
Jared Holloway DL	0-1	0.5	DNP	-	-	-	-	-	-	0.5-4	-	-
Justin Minick	0-1	0.5	0.5-0	-	-	-	-	DNP	-	-	-	DNP



The Automated ScoreBook  
 Samford Fumbles Game-by-Game (as of Nov 15, 2014)  
 All games



FUMBLES	No-Lost	TCU	SC	VMI	UTC	MER	WOF	FUR	CONCOR	WCU	CIT
Michael Eubank QB	8-3	2-1	-	-	2-0	1-1	1-1	1-0	-	-	1-0
Robert Clark WR	4-2	1-0	1-1	1-0	-	1-1	-	-	-	-	-
Denzel Williams RB	2-1	-	-	-	1-0	-	-	-	-	1-1	-
Jeremiaha Gates RB	1-1	-	-	-	-	-	-	-	-	1-1	-
Kelvin Clay WR	1-0	-	-	-	-	-	-	-	1-0	-	-
Khalil Norman FB	1-1	DNP	-	DNP	DNP	DNP	DNP	DNP	1-1	DNP	DNP

FUMBLES FORCED	Number	TCU	SC	VMI	UTC	MER	WOF	FUR	CONCOR	WCU	CIT
Justin Cooper	2	-	-	1	-	-	-	-	1	-	-
Omari Williams	1	-	-	-	-	-	-	-	-	-	1
Michael Pierce	1	-	-	1	-	-	-	-	-	-	-
Jerry Mathis	1	-	-	-	DNP	DNP	-	-	-	1	-
Josh Killett	1	1	-	-	-	-	-	-	-	-	-

FUMBLES RECOVERED	Number	TCU	SC	VMI	UTC	MER	WOF	FUR	CONCOR	WCU	CIT
Jamerson Blount	1	1	-	-	-	-	-	-	-	-	-
Jerry Mathis	1	-	-	1	DNP	DNP	-	-	-	-	-
Trey Wesley	1	-	-	-	-	-	-	-	1	-	-
Justin Cooper	1	-	-	1	-	-	-	-	-	-	-
Mitchell Smith	1	-	-	-	DNP	DNP	DNP	-	1	DNP	DNP