

# MIZZOU

## FOOTBALL

### 2013 UNIVERSITY OF MISSOURI FOOTBALL

#### NO. 5 MIZZOU (11-1, 7-1) (All Times Central)

Date	Opponent	TV	Score/Time
Aug. 31	Murray State	PPV	W, 58-14
Sept. 7	Toledo	ESPNU	W, 38-23
Sept. 21	Indiana	BTN	W, 45-28
Sept. 28	Arkansas State	CSS	W, 41-19
Oct. 5	Vanderbilt *	CSS	W, 51-28
Oct. 12	(25) Georgia * (7)	ESPN	W, 41-26
Oct. 19	(14) Florida * (22)	SEC TV	W, 36-17
Oct. 26	(5) S. Carolina * (20)	ESPN2	L, 27-24 20T
Nov. 2	(10) Tennessee *	ESPN	W, 31-3
Nov. 9	(9) Kentucky *	ESPNU	W, 48-17
Nov. 23	(8) Ole Miss * (24)	ESPN	W, 24-10
Nov. 30	(5) Texas A&M * (19)	ESPN	W, 28-21
Dec. 7	(5) Auburn (3)	CBS	3 p.m.

**Bold** denotes home  
\* SEC Game

#### NO. 3 AUBURN (11-1, 7-1)

Date	Opponent	Score/Time
Aug. 31	Washington State	W, 31-24
Sept. 7	Arkansas State	W, 38-9
Sept. 14	Mississippi State *	W, 24-20
Sept. 21	at LSU *	L, 35-21
Oct. 5	Ole Miss *	W, 30-22
Oct. 12	Western Carolina	W, 62-3
Oct. 19	at Texas A&M *	W, 45-41
Oct. 26	Florida Atlantic	W, 45-10
Nov. 2	at Arkansas *	W, 35-17
Nov. 9	at Tennessee *	W, 55-23
Nov. 16	Georgia *	W, 43-38
Nov. 30	Alabama *	W, 34-28
Dec. 7	Missouri	3 p.m.

**Bold** denotes home  
\* SEC Game

#### Game 13: No. 5 Mizzou Tigers (11-1, 7-1) vs. No. 3 Auburn Tigers (11-1, 7-1)

Dec. 7, 2013 – SEC Championship – Georgia Dome – Atlanta, Ga.



VS



**KICKOFF:** 3 p.m. CT  
**STADIUM:** Georgia Dome in Atlanta, Ga. Opened in 1992. Capacity of 72,000. FieldTurf.  
**SERIES HISTORY:** Mizzou leads the all-time series vs. Auburn, 1-0, winning 34-17 in the 1973 Sun Bowl.

#### MIZZOU TO FACE AUBURN FOR 2013 SEC TITLE

► In just its second year in the Southeastern Conference, the No. 5 Missouri Tigers (11-1 overall, 7-1 in SEC action) have reached the SEC Championship Game, and this Saturday, Head Coach Gary Pinkel and his crew will face the No. 3 Auburn Tigers (11-1, 7-1) for all of the marbles in Atlanta, Ga., at the Georgia Dome. Kickoff for the nationally-televised CBS game is set for 3 p.m. (central time)...

► Mizzou is coming off a hard-fought 28-21 win over then-No. 19 Texas A&M and defending Heisman winning QB Johnny Manziel. The Aggies held a 14-7 halftime lead (Mizzou's first halftime deficit of 2013), but the Tigers took control early in the third quarter with two unanswered scores for a 21-14 lead that it carried into the fourth quarter. After Manziel led a masterful 98-yard TD drive to tie the score with 10:43 left in the game, Mizzou turned to Captain Comeback, junior TB Henry Josey, who scampered untouched 57 yards for a touchdown and a 28-21 lead with just 3:34 remaining. The Mizzou defense then got a 3-and-out (its third consecutive 3-and-out of Manziel and company), giving the ball back to the Tiger offense. Taking over with just 2:01 left to reach Atlanta, QB James Franklin navigated two first downs (including a nifty 16-yarder on a bootleg delay to TE Eric Waters) to kill the clock and send Tiger fans into celebration mode...

#### TRACK THE TIGERS

##### ON TELEVISION

- CBS
- Verne Lundquist (Play-by-Play)
  - Gary Danielson (Color Analyst)
  - Tracy Wolfson (Sideline)



##### ON RADIO

- Tiger Radio Network
- Mike Kelly (Play-By-Play)
  - Howard Richards (Color Analyst)
  - Chris Gervino (Sideline)
  - Scotty Cox (Producer)
  - Matt Winegardner (Director)



Sirius Channel 86, XM Channel 86



WestwoodOne Sports (National radio)

- John Tautges (Play-By-Play)
- Terry Donahue (Play-By-Play)
- Chris Doering (Sideline)
- Aaron Cummins (Producer)



##### ON TWITTER

- Official Twitter: @MizzouFootball
- Mizzou Athletics Twitter: @mutigersdotcom
- Be sure to follow the #Mizzou hashtag

##### ONLINE

- Follow the gameday blog at MUTigers.com
- Follow live statistics at MizzouStats.com
- Game updates: @MIZLive
- Tiger Radio Network streamed live at MizzouNetwork.com (subscription only)

#### MIZZOU COACHING STAFF

##### IN-GAME ON FIELD

Gary Pinkel \_\_\_\_\_ Head Coach  
Andy Hill \_\_\_\_\_ Assoc. HC/Quarterbacks  
Brian Jones \_\_\_\_\_ Tailbacks  
Craig Kuligowski \_\_\_\_\_ Defensive Line  
Dave Steckel \_\_\_\_\_ Assoc. HC/Def. Coord./Linebackers  
Bruce Walker \_\_\_\_\_ Co-Off. Line

##### IN THE COACHES' BOOTH

Cornell Ford \_\_\_\_\_ Cornerbacks  
Josh Henson \_\_\_\_\_ Off. Coord./Co-Off. Line/Tight Ends  
Alex Grinch \_\_\_\_\_ Safeties  
Pat Washington \_\_\_\_\_ Wide Receivers

#### WITH A TIGER VICTORY, MIZZOU WILL...

- Improve to 102-62 under head coach Gary Pinkel, with the Tiger coach becoming Mizzou's all-time winningest coach. Pinkel is tied in wins with the legendary Don Faurot, who won 101 games (1935-42, 46-56).
- Record 12 wins for the second time ever (2007).
- Claim its first conference championship in football since 1969, when it shared the title with Nebraska.
- Win its first outright conference title since 1960, when Mizzou won the Big Eight under Hall of Fame head coach Dan Devine.
- Improve to 2-0 vs. Auburn after its 34-17 win against the school in the 1973 Sun Bowl.

#### MIZZOU

##### STRATEGIC COMMUNICATIONS

##### FOOTBALL CONTACTS

Chad Moller - Associate Athletics Director  
Patrick Crawford - Assistant Director

Dave Reiter - Director  
Kate Lakin - Associate Director  
Shawn Davis - Assistant Director  
Jenny Dewar - Assistant Director  
Andy Oldenburg - Associate  
Sam Rinkus - Associate

**SNAPSHOT**

**MIZZOU**

2013 Record: 11-1  
 2012 Record: 5-7  
 Last Game: vs. No. 19 Texas A&M (Nov. 30) - W, 28-21  
 Next Game: TBD  
 Head Coach: Gary Pinkel (Kent State, '75)  
 School Record: 101-62 (13th season)  
 Career Record: 174-99-1 (23rd season)  
 Offensive Coord.: Josh Henson (Oklahoma State, '98)  
 Defensive Coord.: Dave Steckel (Kutztown, '82)  
 Location: Columbia, Mo.  
 Colors: Old Gold and Black

**AUBURN**

2013 Record: 11-1  
 2012 Record: 3-9  
 Last Game: vs. No. 1 Alabama (Nov. 30) - W, 34-28  
 Next Game: TBD  
 Head Coach: Gus Malzahn  
 School Record: 11-1 (First season)  
 Career Record: 20-4 (Second season)  
 Offensive Coord.: Rhett Lashlee (Arkansas, '06)  
 Defensive Coord.: Ellis Johnson (The Citadel, '75)  
 Location: Auburn, Ala.  
 Colors: Burnt Orange and Navy Blue

**TALE OF THE TAPE**  
**[NCAA Ranking in Brackets]**

CATEGORY	MIZZOU (11-1)	AUBURN (11-1)
Total Offense	489.5 (17)	491.0 (15)
Rushing Offense	236.9 (18)	318.3 (5)
Passing Offense	252.6 (42)	172.8 (105)
Team Pass Effic.	150.32 (28)	148.27 (30)
Scoring Offense	38.8 (T-14)	38.6 (17)
Total Defense	385.4 (52)	414.3 (75)
Rushing Defense	119.1 (14)	157.6 (56)
Passing Yds. Allowed	266.3 (110)	256.7 (100)
Team Pass Effic. Def.	119.43 (37)	124.63 (59)
Scoring Defense	19.4 (14)	22.5 (31)
Turnover Margin	1.3 (T-5)	0.1 (T-56)
3rd Down Conv. Pct	0.470 (24)	0.452 (33)
4th Down Conv. Pct	0.727 (6)	0.500 (T-56)
3rd Conv Pct.Def.	0.365 (42)	0.352 (28)
Red Zone Offense	0.875 (T-31)	0.880 (27)
Red Zone Defense	0.811 (44)	0.705 (8)
Net Punting	36.79 (64)	40.23 (9)
Punt Returns	5.55 (98)	11.30 (29)
Kickoff Returns	23.52 (24)	24.65 (15)
First Downs Offense	292 (T-21)	279 (32)
First Downs Defense	241 (T-54)	247 (63)
Fewest Penalties / Gm.	5.08 (T-43)	4.58 (T-25)
Time of Possession	30:10 (57)	29:46 (62)

**INDIVIDUAL STAT LEADERS**

**MIZZOU**

<u>RUSHING</u>	<u>Att.</u>	<u>Yds.</u>	<u>Avg.</u>	<u>TD</u>	<u>Avg/G</u>
Josey	153	951	6.2	13	79.2
Hansbrough	99	624	6.3	4	52.0
Murphy	81	561	6.9	9	46.8

<u>PASSING</u>	<u>Com.-Att.</u>	<u>Pct.</u>	<u>Yds.</u>	<u>TD-Int.</u>	<u>Avg./G</u>	<u>Rating</u>
Franklin	162-242	66.9	1952	16-4	216.9	153.21
Mauk	66-129	51.2	1039	10-2	86.6	141.30

<u>RECEIVING</u>	<u>Rec.</u>	<u>Yds.</u>	<u>Avg.</u>	<u>TD</u>	<u>Avg./G</u>
Lucas	50	596	11.9	2	49.7
Green-Beckham	49	686	14.0	10	57.2
Washington	44	824	18.7	10	68.7
Sasser	20	292	14.6	1	24.3

<u>DEFENSE</u>	<u>S-Ast.</u>	<u>Total</u>	<u>TFL</u>	<u>Sack</u>	<u>Int.</u>	<u>PBU</u>	<u>FF-FR</u>
Wilson	45-42	87	6.0	0.0	0-0	3	0-1
Webb	49-24	73	1.5	0.0	2-9	7	0-0
Gaines	44-15	59	3.0	0.0	4-15	2	0-0

**AUBURN**

<u>RUSHING</u>	<u>Att.</u>	<u>Yds.</u>	<u>Avg.</u>	<u>TD</u>	<u>Avg/G</u>
Mason	237	1332	5.6	18	109.8
Marshall	140	1047	6.6	10	83.8
Grant	60	599	9.8	5	48.8

<u>PASSING</u>	<u>Com.-Att.</u>	<u>Pct.</u>	<u>Yds.</u>	<u>TD-Int.</u>	<u>Avg./G</u>
Marshall	119-201	59.2	1627	11-5	147.9
Johnson	29-41	70.7	422	6-2	70.3

<u>RECEIVING</u>	<u>Rec.</u>	<u>Yds.</u>	<u>Avg.</u>	<u>TD</u>	<u>Avg./G</u>
Coates	32	747	23.3	6	62.2
Louis	25	290	11.6	2	24.2
Davis	22	191	8.7	1	15.9
Bray	20	191	9.6	3	15.9

<u>DEFENSE</u>	<u>S-Ast.</u>	<u>Total</u>	<u>TFL</u>	<u>Sack</u>	<u>Int.</u>	<u>PBU</u>	<u>FF-FR</u>
Davis	45-20	65	2.5	0.0	0-0	12	1-0
Smith	37-19	56	0.5	0.0	3-4	3	1-0
McKinzy	32-24	56	7.5	1.5	1-0	0	0-0

**SERIES HISTORY - MIZZOU VS. AUBURN**

- Saturday's Mizzou-Auburn game is just the second all-time meeting between the two programs, with Mizzou winning its 1973 Sun Bowl matchup against Auburn, 34-17, in El Paso, Texas...
- The 1973 Tigers, led by Mizzou's Al Onofrio, finished the season with an 8-4 record, along with an incredible 13-12 win over No. 2 Nebraska (Oct. 13, 1973) to their credit...
- The SEC Championship matchup means that both Tiger teams have only ever faced each other in postseason competition...

**FOLLOW MIZZOU ON SOCIAL MEDIA**



Facebook.com/WeAreMizzou  
 Facebook.com/MUTigersDotCom



@MizzouFootball  
 @MUTigersDotCom  
 @MIZLive



@MizzouFootball

**MORE TIGER TALK**

► Incidentally, Mizzou enters the SEC Championship Game with a better/lower national ranking (No. 5 in the current AP/USA Today/BCS standings), than they received in the 2013 pre-season SEC East Division poll – when the Tigers were picked to finish sixth in the seven-team SEC East. Mizzou’s six-game improvement from its 5-7 record in an injury-plagued 2012 inaugural season in the SEC is the nation’s second-best turnaround this year, behind only Auburn, which is eight games better than its 3-9 record a year ago...

► Mizzou has now won three straight games since suffering its only defeat of 2013 – a 27-24 double overtime loss to current BCS No. 8 South Carolina. In that game, Mizzou was without the services of its starting QB James Franklin (shoulder) and starting CB E.J. Gaines (quad). Gaines, by the way, is coming off a game against Texas A&M in which he locked down All-America WR candidate Mike Evans, holding Evans to just 4 receptions for a career-low 8 yards. The 7-point victory last Saturday over Texas A&M was the smallest margin of victory for Mizzou in 2013. Each of its previous 10 wins had all come by a minimum of 14 points...

**THE OTHER TIGERS**

► Auburn is coming off one of the more memorable wins in college football history, as they knocked off previous No. 1 and unbeaten Alabama by a 34-28 score last Saturday. The Tigers rallied from a 21-7 deficit to tie the game at 28-all in the final minute, and returned an Alabama missed field goal 100 yards for the winning touchdown at the final gun. Auburn has won its last eight games entering Saturday’s game, following their sole defeat in 2013, a 35-21 setback at LSU on Sept. 21...

► Mizzou and Auburn have played five common opponents in 2013, and they are both a perfect 5-0 against the group. A look at the comparisons to the right...

**GARY PINKEL NO STRANGER TO SUCCESS**

► While the 2013 Mizzou Tigers are one of the top turnaround teams in the nation, those who follow the program know that Gary Pinkel’s outfit is used to winning at a high level. This marks the fourth time in the last seven seasons that Mizzou has won a conference division title (2007, 2008 and 2010 Big 12 North; 2013 SEC East). Additionally, in all four of those seasons, Mizzou has reached double-digit win totals

**SEC MEDIA DAYS  
PREDICTED ORDER OF  
LEAGUE FINISH**

<b>Eastern Division</b>	
Georgia (149)	1570
South Carolina (75)	1474
Florida (19)	1300
Vanderbilt	858
Tennessee	694
<b>Missouri</b>	<b>577</b>
Kentucky	331

<b>Western Division</b>	
Alabama (225)	1681
Texas A&M (11)	1333
LSU (7)	1324
Ole Miss	883
Auburn	579
Mississippi State	516
Arkansas	488

**BCS TOP 5  
STRENGTH OF SCHEDULE**

► According to Sagarin

Rk.	Team (SOS)	Record (vs. Top 30)
1.	Florida State (66th)	12-0 (1-0)
2.	Ohio State (61st)	12-0 (2-0)
3.	Auburn (26th)	11-1 (3-1)
4.	Alabama (48th)	11-1 (2-1)
<b>5.</b>	<b>Mizzou (41st)</b>	<b>11-1 (2-1)</b>

**TOP 15 NATIONALLY IN  
SCORING OFFENSE/DEFENSE**

Alphabetically	Off. Rk/Avg.	Def. Rk/Avg
Alabama	14th/38.8	2nd/11.3
Florida State	2nd/53.7	1st/11.0
<b>Mizzou</b>	<b>14th/38.8</b>	<b>14th/19.4</b>
Oklahoma St.	10th/41.2	11th/18.8

**COMPARING OPPONENTS**

► Both Tiger teams are 5-0 vs. common opp.

<b>Mizzou</b>		<b>Auburn</b>	
W, 41-19 (H)	Arkansas State	W, 38-9 (H)	
W, 41-26 (A)	Georgia	W, 43-38 (H)	
W, 24-10 (A)	Ole Miss	W, 30-22 (H)	
W, 31-3 (H)	Tennessee	W, 55-23 (A)	
W, 28-21 (H)	Texas A&M	W, 45-41 (A)	



**NUMBERS TO KNOW**

**101**

Pinkel has won 101 games in his 13-year tenure at Mizzou (2001-present), sharing the title of Mizzou’s all-time winningest coach with Don Faurot. The legendary Tiger coach led Mizzou to 101 wins from 1935-42, 46-56.

**12**

Mizzou head coach Gary Pinkel has the chance to match the program-best for wins, 12, which his 2007 team hit with its 12-2 record that included a Big 12 North Division title and Cotton Bowl win over Arkansas (38-7).

**5-0**

Mizzou improved to 5-0 in road games for the first time since the 1979 season. Former HC Warren Powers’ Tigers won at Illinois (9/15, 14-6), at Ole Miss (9/22, W, 33-7), at Colorado (10/20, 13-7), at Iowa State (11/10, 18-9) and at Kansas (11/24, W, 55-7).

**42**

Mizzou has caused a turnover in 42-straight games, **the longest active streak in the BCS**. The last time Mizzou didn’t record a takeaway was Oct. 30, 2010 at Nebraska (a 31-17 loss).

**38.8/19.4**

Mizzou is **one of just four teams to rank in the Top 15 nationally in both offensive scoring and defensive scoring**. The Tigers’ 38.8 points/game average ranks tied for 14th, while its allowed average of 19.4 ranks 14th.

**18**

Head coach Gary Pinkel’s squad has 18 interceptions in the 12 games so far this season, a total that **ranks first in the SEC** and tied for ninth in the nation. Mizzou is averaging a 1.50/INT per game clip (tied for ninth nationally).

**236.9**

The Tigers’ spread offense, known for its passing proficiency, is averaging 236.9 rushing yards per game, good enough for **the No. 2 mark in the SEC behind only Auburn**. Mizzou’s average ranks 18th in the nation.



**WHERE DOES MIZZOU RANK?**

Mizzou ranks highly in several individual and team statistical categories, in both the Southeastern Conference and nationally...

Player (Category)	Statistic	SEC	NCAA
Franklin (Total Offense)	262.7	4	-
Franklin (Passing Yds./Game)	216.9	7	-
Franklin (Pass Comp. Pct.)	66.9	4	-
Franklin (Pass Efficiency)	153.2	6	-
Franklin (Pass Yards)	1952	8	78
Franklin (Pass Completions)	162	7	74
Franklin (Pass Attempts)	242	9	90
Franklin (Pass TDs)	16	7	T-57
Hansbrough (Rushing)	624	15	-
Hansbrough (Yds./Rush)	6.30	9	50
Josey (Rushing TDs)	13	T-3	T-19
Josey (Rushing)	951	7	52
Murphy (Yds./Rush)	6.93	5	22
Murphy (Rushing TDs)	9	12	T-69
Green-Beckham (Rec./Game)	4.1	T-11	-
Green-Beckham (Receptions)	49	10	-
Green-Beckham (Rec. Yds/Gm.)	57.2	13	-
Green-Beckham (Rec. Yds.)	686	11	-
Green-Beckham (Rec TDs)	10	T-2	T-16
Lucas (Rec./Game)	4.2	T-9	T-84
Lucas (Receptions)	50	9	T-99
Washington (Rec. Yds./Gm.)	68.7	7	76
Washington (Rec. TDs)	10	T-2	T-16
Gaines (Interceptions)	4	T-4	T-33
Gaines (Passes Defended)	6	T-30	-
Ealy (Passes Defended)	6	T-30	-
Ponder (Passes Defended)	8	T-15	-
Webb (Passes Defended)	9	T-8	-
Sam (Sacks)	10.5	1	T-8
Sam (Sacks/Game)	0.88	1	T-12
Baggett (PATs Made)	57	1	T-10
Baggett (Scoring)	99	3	T-28
Baggett (Kickoff Avg.)	63.82	3	10
Baggett (Touchback Pct.)	60.00	5	T-12
Baggett (Touchbacks)	51	2	3

Category	Statistic	SEC	NCAA
Scoring Offense	38.8	T-2	T-14
Rushing Offense	236.92	2	18
Passing Offense	252.6	5	42
Total Offense	489.5	4	17
Scoring Defense	19.4	2	14
First Downs/Game	24.3	3	23
Turnover Margin/Game	1.25	1	T-6
Interceptions	18	1	T-9
Interceptions/Game	1.50	1	T-9
Third Down Conv. Pct.	46.95	4	24
Rushing Defense	119.08	2	14
Passes Defended	66	T-1	T-16
Penalties/Game	5.1	T-5	T-43
Penalty Yards/Game	38.4	T-2	T-21
Kickoff Average	63.82	3	7
Touchbacks	51	2	3

as the Tigers went 12-2 in 2007, 10-4 in 2008, 10-3 in 2010, and of course the current 11-1 mark this year...

► The 2013 Tigers have already made history, as they are just the third MU squad to win 11 games or more in a season. In its previous 122 seasons of football, Mizzou had won 11 games or more only twice – 1960 (11-0 including a loss that was forfeited back to Mizzou by Kansas for using ineligible players) and 2007 (12-2). The current 11 regular-season wins ties with the 2007 team for most regular-season wins in MU history...

► Mizzou's win last Saturday over Texas A&M gave Pinkel his 101st career win at MU, which tied him with Don Faurot for most wins in school history...

**BCS RADAR ENGAGED**

► Mizzou was placed at No. 5 in the latest Bowl Championship Series standings (Dec. 1) to set a new program-best for consecutive weeks in the system's Top 10 at seven-straight weeks...

► The previous best for Mizzou was a six-week stay in the BCS Top 10 to close the 2007 season, running Oct. 28-Dec. 2 (9, 6, 5, 4, 1, 6)...

► The Tigers have appeared in every BCS poll thus far and stand a fair chance to be mentioned all season long, joining 2007, 2008 and 2010 seasons as campaigns in which Mizzou was ranked in every release of the BCS standings...

**HOW THEY GOT HERE**

► Mizzou shocked the pre-season critics and reached the 2013 SEC Championship Game after being picked to finish 6th in the SEC East Division race. The Tigers were so far off the radar that they did not receive a single vote in the pre-season Top 25 polls, and the team stayed there after it opened with a pair of solid home wins over Murray State (W, 58-14) and Toledo (W, 38-23). The Tigers were expected to get a big test next when they played at Indiana, but instead they cruised to a comfortable 45-28 road win, and followed by closing the non-conference schedule with a 41-19 workmanlike win over Arkansas State...

► The Tigers entered SEC play with what the pundits thought would be a tough road test at Vanderbilt, a team which defeated Mizzou in Columbia in 2012. But Mizzou ended it early, jumping out to a quick 20-0 lead, and they cruised to a 51-28 win that turned enough heads to get them into the rankings, at No. 25 in the Associated Press poll. That set up a much-anticipated matchup at No. 7 Georgia, which the Tigers passed with flying colors. After trailing 7-0, the Tigers scored 28 of the game's next 31 points to take a 28-10 halftime lead, only to see Georgia close to 28-26 early in the 4th quarter. With all of the momentum going Georgia's way, things got even more bleak when QB James Franklin left the game with a shoulder injury, but redshirt freshman Maty Mauk came off the bench cold and helped lead a pair of 4th-quarter TD drives and the Tiger defense got a pair of turnovers late to claim a signature 41-26 win between the hedges...

► The Georgia win was good news/bad news, as it propelled the Tigers to 6-0 overall, 2-0 in league play, and to No. 14 in the AP poll, but it came at a cost, as Franklin would miss an indefinite period with his shoulder injury, as would senior CB E.J. Gaines, who sustained a quad injury in the 2nd quarter of that game. A three-game home stretch loomed against No. 22 Florida, No. 20 South Carolina and Tennessee. Despite missing both Franklin and Gaines, the Tigers cruised to a solid 36-17 win over Florida in Mauk's first career start. Heartbreak came next as the now fifth-ranked Tigers held a 17-0 lead over South Carolina, only to see Gamecock QB Connor Shaw

**11-WIN SEASONS**

**ALL-TIME AT MIZZOU**

- Gary Pinkel** 2 (2007, 2013)
- Dan Devine 1 (1960)

**NUMBER OF 10-WIN SEASONS, 2007-13 (BCS-AQ LEAGUES ONLY)**

*(Number of 2013 wins [through Nov. 30] in parentheses by each school)*

Seasons	Schools
6	Alabama (11), Ohio State (12), Oregon (10)
5	Oklahoma (9), Virginia Tech (8)
4	Georgia (8), LSU (9), <b>Mizzou (11)</b> , Oklahoma State (10), Stanford (10)
3	Clemson (10), Florida (4), Michigan State (11), Nebraska (8), South Carolina (10), Texas (8), USC (9), Wisconsin (9)
2	Auburn (11), Florida State (12), Kansas State (7), Penn State (7), West Virginia (4)

**CONSECUTIVE GAMES HAVING FORCED A TURNOVER (ACTIVE STREAK)**

1. Mizzou	42
2. Stanford	37
3. Arizona State	26
ULM	26
5. Houston	22

come off the bench to engineer a prolific comeback which forced overtime. Mizzou scored a TD in the opening OT possession, and had the Gamecocks on the ropes, facing a 4th-and-goal at the 15-yardline. But Shaw struck magic with a TD toss to force a second OT period, and after South Carolina took a 27-24 lead on a field goal, the game ended when Mizzou's field goal attempt by PK Andrew Baggett hit the left upright and bounced away no good...

► Falling from the ranks of the undefeated and to No. 10 in the polls, Mizzou showed great resiliency as good teams do, and they bounced back to post a dominating 31-3 win over Tennessee to close the three-game homestand. Next up was a date at Kentucky, and the Tigers rolled to a 48-17 win to improve to 9-1 and 5-1. Needing wins in its final two games to hold off South Carolina for the Eastern Division crown, that's exactly what the Tigers did, first with a solid 24-10 win at No. 24 Ole Miss, followed by the late-game victory last Saturday against No. 19 Texas A&M...

**MIZZOU LOOKING FOR FIRST CONFERENCE TITLE SINCE 1969**

► A win Saturday over Auburn would give Mizzou its first conference title since 1969, when Mizzou went 6-1 in the Big Eight and tied for the title with Nebraska (MU won head-to-head tiebreaker with Nebraska that year and played in the Orange Bowl). The last outright conference title for Mizzou came back in 1960, when the Tigers went 6-1 on the field, and 7-0 in the record books, after Kansas forfeited a win over MU due to the use of ineligible players...

- In all, Mizzou has won 12 conference titles in its previous 122 years of football. Here's a quick listing of Mizzou's previous conference championship teams:
- Missouri Valley – 1909, 1913, 1919, 1924, 1925, 1927
- Big Six – 1939, 1941, 1942, 1945
- Big Eight – 1960, 1969

**JAMES OUTDUELS JOHNNY**

► Senior QB James Franklin had a game to remember in his final appearance at Memorial Stadium/Faurot Field, as he accounted for 313 yards of total offense in leading No. 5 Mizzou to a 28-21 win over No. 19 Texas A&M last Saturday to send the Tigers to Atlanta, Ga., their first-ever SEC Championship Game...

► His passing night included 233 yards and 2 TDs, completing 18-of-28 passes with zero interceptions. Franklin recorded a season-high 80 yards on a season-high 18 attempts, as he personally outdueled reigning Heisman Trophy winner Johnny Manziel, who had 216 yards of total offense on the night...

► Franklin continued his personal undefeated run this season as a starter, as last Saturday's win over Texas A&M moved him to 8-0 this season...

► Franklin's season statistics currently rank very well nationally, including 16th in completion percentage (66.9), 21st in passing efficiency (153.2 rating), and 35th in total offense (262.7 ypg). However, against Kentucky, he came off the bench late to hand the ball off in his first appearance since being injured Oct. 12th at Georgia, and he had zero yards of total offense in that brief outing. If that is blacked out, his per-game total offense average for his eight starts is 295.5, and that would rank him 21st there...

► A healthy Franklin is certainly a nuisance to Mizzou's opponents. In games he has started and finished (not counting games left due to injury), Franklin and the Tigers sport a 22-9 record...

**TIGER DEFENSE A MODEL OF CONSISTENCY**

► The Mizzou defense enters Saturday's game against the very potent Auburn offense looking to keep its strong play going, as it has allowed a total of 51 points in its last four outings. The Tiger defense is one of just three in the nation that have not given up more than 28 points in any game in 2013. The most points allowed this season by Mizzou has been 28 points, and that was achieved twice previously, by both Indiana and

**GARY PINKEL RECORD BREAKDOWN**

**PINKEL QUICK FACTS**

Age:	61
Birthdate:	April 27, 1952
Hometown:	Akron, Ohio
Alma Mater:	Kent State (1973)
Playing Honors:	Hon. Men. All-American Tight End (1973 - Associated Press)

**COACHING PROGRESSION:**

Kent State:	
Grad. Asst. Coach	1974-75
Washington:	
Grad. Asst. Coach	1976
Bowling Green:	
Asst. Coach	1977-78
Washington:	
Asst. Coach	1979-1990
Toledo:	
Head Coach	1991-2000
Mizzou:	
Head Coach	2001-Present

**PINKEL CAREER RECORD**

at Mizzou (2001-Present)	101-62 (61.7%)
at Toledo (1991-2000)	73-37-3 (65.9%)
<b>TOTALS</b>	<b>174-99-3 (63.5%)</b>

**PINKEL YEAR-BY-YEAR**

At Toledo	
1991	5-5-1
1992	8-3
1993	4-7
1994	6-4-1
1995 (MAC Champs / Las Vegas Bowl Champs)	11-0-1
1996	7-4
1997 (MAC West Champs)	9-3
1998 (MAC West Champs)	7-5
1999	6-5
2000	10-1
10 Years	73-37-3

At Mizzou	
2001	4-7
2002	5-7
2003 (Independence Bowl)	8-5
2004	5-6
2005 (Independence Bowl Champs)	7-5
2006 (Sun Bowl)	8-5
2007 (Big 12 North Champs / Cotton Bowl Champs)	12-2
2008 (Big 12 North Champs / Alamo Bowl Champs)	10-4
2009 (Texas Bowl)	8-5
2010 (Big 12 North Champs / Insight Bowl)	10-3
2011 (Independence Bowl Champs)	8-5
2012	5-7
2013	11-1
13 Years	101-62

**MU CAREER STARTS**

OFFENSE						
LINEMEN	'09	'10	'11	'12	'13	Tot.
Britt	RS	0	13	9	12	34
Boehm	—	—	—	12	12	24
Morse	—	RS	0	11	12	23
Copeland	RS	0	0	11	10	21
McGovern	—	—	RS	0	12	12
McNulty	—	—	RS	5	0	5
Gatti	—	RS	0	0	2	2
RECEIVERS	'09	'10	'11	'12	'13	Tot.
Washington	RS	0	0	12	12	24
Lucas	—	0	3	6	12	21
Sasser	—	RS	0	6	10	16
Green-Beckham	—	—	—	1	12	13
Waters	—	0	0	7	1	8
Culkin	—	—	—	RS	1	1
QBs	'09	'10	'11	'12	'13	Tot.
Franklin	—	0	13	8	8	29
Berkstresser	—	—	RS	4	0	4
Mauk	—	—	—	RS	4	4
TAILBACKS	'09	'10	'11	'12	'13	Tot.
Josey	—	1	8	—	12	21
DEFENSE						
LINEMEN	'09	'10	'11	'12	'13	Tot.
Ealy	—	RS	1	10	12	23
Hoch	—	RS	0	12	11	23
Sam	RS	1	1	9	12	23
Vincent	—	RS	0	0	7	7
Brantley	—	—	—	RS	5	5
Burnett	RS	0	1	0	0	1
LINEBACKERS	'09	'10	'11	'12	'13	Tot.
Wilson	RS	3	9	11	11	33
Bonner	0	RS	0	3	7	9
Brothers	—	—	RS	0	12	12
SECONDARY	'09	'10	'11	'12	'13	Tot.
Gaines	—	0	13	12	10	35
Webb	—	RS	4	12	12	28
White	RS	0	5	0	12	16
Ponder	—	0	3	2	12	17
Simon	—	—	RS	0	7	7
Penton	—	—	—	—	2	2

Vanderbilt. Both of those games came on the road for the Tigers, and both ended in comfortable MU wins. The most points scored against Mizzou this season at Faurot Field is 27 by South Carolina, but that came in double overtime, as the Gamecocks ended regulation with 17 points after being shutout for three quarters. Toledo's 23 points against MU in Mizzou's 38-23 win on Sept. 7 stands as the most points scored in regulation by an opponent at Faurot Field this season...

► The other defenses who have allowed a maximum of 28 points in 2013? Stout units from Michigan State and Stanford. Both have allowed 28 points twice this season – just like the Tigers – with Michigan State giving up 28 to Indiana and Nebraska, while the Cardinal have given up 28 to both Arizona State and Washington...

► Mizzou's defense ranks 14th in scoring defense coming into Saturday's game, allowing an average of 19.4 points per contest. In 2012, Mizzou ranked 68th in the NCAA in scoring defense, allowing 28.42 points per contest. The best final national ranking Mizzou has established in scoring defense came just three seasons ago, when the 2010 Tigers ranked sixth in the nation, allowing just 15.17 points per game...

**JOSEY DOES HIS THING**

► Junior TB Henry Josey topped the 90-yard mark for the second-straight week with his 96 rushing yards and game-winning, 57-yard hurdle and sprint to the end zone to give Mizzou its 28-21 victory over Texas A&M last Saturday. The touchdown, his 13th of the season, ranks him 11th all-time on Mizzou's single-season chart...

► The rush was Josey's eighth running play of 20 yards or more in 2013, as well as his fourth rush of 50 yards or more this season. The Tiger TB has scored on three of those runs (86 at Kentucky, 68 vs. Murray State, 57 vs. Texas A&M)...

► Josey racked up 95 rushing yards in the 24-10 victory at No. 24 Ole Miss (Nov. 23). He left Oxford with two more rushing touchdowns to his credit...

► Josey topped 100 yards for the third time in 2013 and 10th time in his career with 113 yards (11 att.) in the 48-17 win at Kentucky (Nov. 9), powered by the second-longest rush in Missouri's program history. Josey put the game in Lexington on ice with an 86-yard touchdown scamper with 10:00 left in the 4Q, setting the final score...

► Josey ran for a season-high 136 yards in the win vs. No. 22 Florida (Oct. 19). He averaged 7.6 yards per carry against a stout Gator defense which came in ranked 4th in the nation in rush defense, allowing only 83.3 yards on the ground per game...

► This all, of course, comes after it took 659 days for Josey to make his big return to start the 2013 season. He rushed for 113 yards on just 13 carries (8.7 avg.) and one touchdown in Mizzou's season-opening, 58-14 victory over Murray State (Aug. 31)...

► Josey was awarded with a game ball by Mizzou Head Coach Gary Pinkel in the locker room after the Murray State game, and that was the first time ever in Pinkel's 35-year coaching career that he had ever awarded a game ball to an individual...

► His outing vs. Texas A&M increased his career rushing total to 2,556. Josey enters the SEC Championship game ranked No. 6 all-time at Mizzou, and is 51 yards behind No. 5 on the list (Darrell Wallace – 2,607 yards from 1984-87)...

► Josey is ranked 9th in the SEC in rushing (79.3 avg.), and 16th in scoring (7.0 ppg)...

**"HE'S FAST. I'VE NEVER SEEN ANYBODY CATCH HIM" - PINKEL**

**JOSEY RUSHES OF 50+**

Year	Game - Play Information	Yards
2013	at Kentucky - 4Q, 10:00, 1-10	86*
2013	Murray State - 4Q, 6:23, 1-10	68*
2013	Texas A&M - 4Q, 3:34, 3-1	57*
2013	Florida - 3Q, 0:37^, 2-10	50
2011	Western Illinois - 2Q, 0:52, 3-15	68*
2010	McNeese State - 2Q, 13:58, 2-10	62*

\*TD scored on play  
^Denotes snap time on non-scoring play

**MIZZOU 100-YD. RUSHING GMS.**

1.	Brad Smith (QB, 2002-05)	18
2.	Zack Abron (TB, 2000-03)	11
	Joe Moore (TB, 1969-70)	11
	Devin West (TB, 1995-98)	11
5.	<b>Henry Josey (TB, 2010- )</b>	<b>10</b>
6.	Brock Olivio (TB, 1994-97)	9

**Tracking**

<b>James Franklin (QB, 2010- )</b>	<b>2</b>
<b>Russell Hansbrough (TB, 2012- )</b>	<b>2</b>
<b>Maty Mauk (QB, 2013-)</b>	<b>1</b>



**AGGIES GAIN LITTLE ON GAINES**

- ▶ Senior CB E.J. Gaines turned in an amazing lock-down coverage performance against Texas A&M superstar WR Mike Evans, as he held Evans to season-low totals of four receptions for just eight yards, which was a key in Mizzou's stellar defensive effort...
- ▶ Evans came into the game averaging 119.5 yards per outing, with 12 receiving TDs, and his long catch Saturday in Mizzou's win was just a 10-yarder...
- ▶ Gaines ended the evening with six total tackles, as the Tiger defense held A&M to 21 points and 379 yards of total offense, well below the Aggies' pre-game averages of 45.6 points and 552.6 yards coming in...
- ▶ Additionally, the senior Tiger earned SEC Co-Defensive Player of the Week for his performance, the second conference weekly honor of his career. Coincidentally enough, Gaines brought home his first weekly honor in 2011 with a 10-tackle, four-PBU performance in Mizzou's 38-31 OT win at Texas A&M...
- ▶ Gaines ranks fourth in the SEC (31st in the NCAA) with his four INTs to date, and he ranks third on team with his 59 tackles in 2013, despite missing 2.5 games due to injury...

**COMPARING 2013 TO 2012**

Category	2013 NCAA Rk./Stat	2012
Total Offense	17th/489.5	96th/356.4
Rushing Offense	18th/236.9	88th/138.5
Passing Efficiency	28th/150.32	103rd/113.35
Passing Offense	42nd/252.6	76th/217.92
Scoring Offense	14th/38.8	80th/25.8

how does the current Mizzou offense compare statistically to the 2012 unit?

- ▶ Look to above and to the left for a comparison of some categories...

**A WHOLE LOT OF RUSHING GOING ON**

- ▶ Mizzou totaled 225 rushing yards in the SEC East Division-clinching, 28-21 win vs. No. 19 Texas A&M last Saturday, marking the fourth-straight game the Tigers have topped the 200-yard mark on the ground...

**BEST TEAM RUSHING PERFORMANCES IN CONFERENCE UNDER PINKEL**

Game	Att.	Yds.	TD	Res.
2003 Texas Tech	55	469	8	W, 62-31
2003 Iowa State	46	376	6	W, 45-7
2003 Texas A&M	48	362	6	W, 45-22
<b>2013 Tennessee</b>	<b>54</b>	<b>339</b>	<b>1</b>	<b>W, 31-3</b>
2005 at Okla. State	49	326	3	W, 38-31
2011 Texas Tech	49	318	2	W, 31-27
2005 Baylor	50	298	3	W, 31-16
2011 Iowa State	58	294	4	W, 52-17
2011 at Texas A&M	50	284	3	W, 38-31*
2005 Nebraska	49	277	4	W, 41-24
2002 Oklahoma	44	271	2	L, 31-24
2002 Kansas	48	267	3	W, 36-12
<b>2013 at Ole Miss</b>	<b>51</b>	<b>260</b>	<b>3</b>	<b>W, 24-10</b>
2010 at Texas Tech	31	260	2	L, 24-17
2002 at Texas A&M	63	259	2	W, 33-27 *
2009 vs. Kansas	35	250	3	W, 41-39
2011 Oklahoma State	52	248	2	L, 45-24
2013 at Vanderbilt	43	245	2	W, 51-28

\*Overtime game

**MIZZOU OFFENSE ONE OF THE MOST IMPROVED IN 2013**

- ▶ One of the byproducts of the vast array of injuries suffered by Mizzou's offensive line and quarterback positions in 2012 was an inconsistent offensive unit which struggled to maintain the prowess established since Gary Pinkel's team became a spread offense in 2005. Just

- ▶ The Tigers rushed for 260 yards in the 24-10 win at No. 24 Ole Miss (Nov. 23) an impressive group performance that included a 95-yard night from junior TB Henry Josey. Junior TB Marcus Murphy rushed for 67 yards, while senior QB James Franklin and sophomore TB Russell Hansbrough added 42 and 32 yards, respectively...

- ▶ The 260-yard rushing total against the Rebels was the 16th time under head coach Gary Pinkel that Mizzou topped 250 rushing yards in a conference game. The Tigers are 14-2 in those games. The results thin out to a pristine 10-0 when the Tigers toe or go beyond the "277-yard threshold"...

- ▶ The Tigers' 339-yard rushing total in the win over Tennessee (Nov. 2) marked the most rushing yards by a Mizzou team in a conference game since putting 376 rushing yards up against Iowa State on Nov. 29, 2003...

- ▶ The road-grading performance vs. Tennessee from Mizzou's offensive line was recognized by the SEC following the win, with senior LT Justin Britt earning Offensive Lineman Player of the Week status from the league...

**MU INDIVIDUAL CAREER RECORDS**

PASSING YARDAGE

1. Chase Daniel	'05-08	12515
2. Brad Smith	'02-05	8799
3. Jeff Handy	'91-94	6959
4. Blaine Gabbert	'08-10	6822
<b>5. James Franklin</b>	<b>'10-13</b>	<b>6485</b>
6. Phil Bradley	'77-80	5352
7. Marlon Adler	'82-85	5231
8. Kent Kiefer	'89-90	4497
9. Corby Jones	'95-98	3697
10. Phil Johnson	'90-92	3600

PASSING EFFICIENCY

1. Chase Daniel	'05-08	148.9
<b>2. James Franklin</b>	<b>'10-13</b>	<b>139.9</b>
3. Blaine Gabbert	'08-10	132.6
4. Kent Kiefer	'89-90	126.8
5. Marlon Adler	'82-85	125.2
6. Terry McMillan	'68-69	121.7
7. Jeff Handy	'91-94	120.2
8. Corby Jones	'95-98	119.6
9. Phil Bradley	'77-80	117.1
10. Phil Klein	'49-50	114.7

TOTAL OFFENSE

1. Chase Daniel	'05-08	13485
2. Brad Smith	'02-05	13088
<b>3. James Franklin</b>	<b>'10-13</b>	<b>8116</b>
4. Blaine Gabbert	'08-10	7280
5. Jeff Handy	'91-94	6640
6. Phil Bradley	'77-80	6459
7. Corby Jones	'95-98	6230
8. Marlon Adler	'82-85	5965
9. Kent Kiefer	'89-90	4169
10. Paul Christman	'38-40	3882

RUSHING YARDAGE

1. Brad Smith (QB)	'02-05	4289
2. Zack Abron	'00-03	3198
3. Brock Olivo	'94-97	3026
4. Devin West	'95-98	2954
5. Darrell Wallace	'84-87	2607
<b>6. Henry Josey</b>	<b>'10-13</b>	<b>2556</b>
7. Tony Temple	'04-07	2552
8. Corby Jones (QB)	'95-98	2533
9. James Wilder	'78-80	2357
10. Joe Moore	'68-70	2244

**MU INDIVIDUAL CAREER RECORDS**

PASSING TOUCHDOWNS

1. Chase Daniel	'05-08	101
2. Brad Smith	'02-05	56
<b>3. James Franklin</b>	<b>'10-13</b>	<b>48</b>
4. Blaine Gabbert	'08-10	40
5. Jeff Handy	'91-94	39
6. Phil Bradley	'77-80	34
7. Marlon Adler	'82-85	32
8. Kirk Farmer	'99-02	26
Corby Jones	'95-98	26
10. Kent Kiefer	'89-90	23
Steven Pisarkiewicz	'74-76	23

RUSHING TOUCHDOWNS

1. Brad Smith (QB)	'02-05	45
2. Zack Abron	'00-03	40
3. Corby Jones (QB)	'95-98	38
4. Derrick Washington	'07-09	28
5. Devin West	'95-98	28
<b>6. Henry Josey</b>	<b>'10-13</b>	<b>27</b>
Brock Olivo	'94-97	27
8. Bob Steuber	'40-42	26
9. James Wilder	'78-80	23
10. Tony Temple	'04-07	22

<u>TRACKING</u>	<u>YRS.</u>	<u>TDs</u>
<b>James Franklin (QB)</b>	<b>'10-13</b>	<b>20</b>

RECEIVING TOUCHDOWNS

1. Chase Coffman (TE)	'05-08	30
2. Danario Alexander	'06-09	22
Jeremy Maclin	'07-08	22
4. Martin Rucker (TE)	'04-07	18
Justin Gage	'99-02	18
<b>6. Dorial Green-Beckham</b>	<b>'12-13</b>	<b>15</b>
<b>L'Damian Washington</b>	<b>'10-13</b>	<b>15</b>
7. Jared Perry	'06-09	13
William Franklin	'04-07	13
9. Victor Bailey	'90-92	12
10. T.J. Moe	'09-12	11
Tommy Saunders	'05-08	11

<u>TRACKING</u>	<u>YRS.</u>	<u>TDs</u>
<b>Marcus Lucas</b>	<b>'10-13</b>	<b>10</b>

► Mizzou has topped 200 yards rushing 39 times in conference action with Pinkel at the helm. Six of those instances (245 at Vanderbilt, 205 vs. Florida, 339 vs. Tennessee, 223 at Kentucky, 260 at Ole Miss, 225 vs. Texas A&M) have occurred this season...

**SUDDEN CHANGE NO PROBLEM FOR MIZZOU DEFENSE**

► On the rare occasion when Mizzou's offense turns the ball over (12 total lost in 2013, fifth-lowest in FBS through Nov. 30), the Tiger defense has limited the damage amazingly well, of late. The last five times the MU offense has turned the ball over, Mizzou's defense has allowed zero points. No such instances were added to the Tigers' ledger during action against Texas A&M, as Mizzou committed zero turnovers...

► In those five series, opponents have run a total of 17 plays for a grand total of 14 yards and no points. What's more is that the average starting field position for MU's foes in those five series has been the Mizzou 48-yardline. To the right is a breakdown of MU's defensive stands following the offense's last five turnovers...

► The last time an opponent scored following a Tiger turnover was Florida on Oct. 19, when MU fumbled a punt that the Gators recovered on the MU 24-yardline. The Tigers held Florida to a field goal, limiting the damage to 5 plays, 18 yards and the three points...

► In Mizzou's first four games of the 2013 season, opponents had much more success capitalizing on MU's mistakes, as foes scored 4-of-6 times following Mizzou turnovers, including 3 TDs, 1 FG and 2 punts...

**AFTER THE MIZZOU OFFENSE'S LAST FIVE TURNOVERS**

<u>OPP.</u>	<u>POSS</u>	<u>PLAYS/YDS.</u>	<u>RES.</u>
at Ole Miss	MU-49	3 / 8	PUNT
at Kentucky	MU-46	3 / (-2)	PUNT
at Kentucky	MU-44	3 / (-1)	PUNT
S. Carolina	SC-47	3 / 0	PUNT
Florida	MU-50	5 / 9	INT

**WATCH OUT FOR SAM**

► Mizzou's All-American hopeful DE Michael Sam enters the Auburn game leading the SEC and ranking tied for eighth in the nation in QB sacks (10.5 total). He also leads the league in TFLs (1.50 per game/18.0 total), ranking tied for 11th nationally...

► Sam has been named a finalist for both the Bronko Nagurski Trophy (most outstanding defensive player) and Rotary Lombardi Award (lineman of the year). He is a semifinalist for the Walter Camp Player of the Year Award and Chuck Bednarik Award (defensive player of the year), and is on the watch list for the Hendricks Award (defensive end of the year)...

► The high-motor Tiger has found himself routinely double and triple-teamed during Mizzou's four-game winning streak. He added to his sack statistics with a 0.5 sack of 2012 Heisman Trophy winner Johnny Manziel in Mizzou's 28-21 win vs. No. 19 Texas A&M, teaming up with junior DL Matt Hoch for the hit. Sam also recorded a QBH...

► Sam provided a huge game to help key Mizzou's 36-17 win over No. 22 Florida (Oct. 19). He tallied 3.0 sacks on the day (22 yards in loss), and added four tackles in all, to go with one other QB hurry...

► The Tiger was named SEC Defensive Player of the Week for his performance against the Gators, marking the second-straight week a Mizzou player brought home the honor (Kentrell Brothers, at Georgia). The recognition was Sam's third weekly conference honor of the season...

► Sam's outing vs. Florida was his third multi-sack game of 2013. He also had 3.0 sacks in wins over Arkansas State and Vanderbilt earlier in 2013. Though 12 games, Sam has pushed his career sack total to 20.0, fourth all-time at Mizzou...

► Sam also has a knack for finding the ball any way possible, as he picked up a Georgia fumble and returned it 21 yards to break the game open. The touchdown return was his second career score...

**MIZZOU CAREER 3-SACK GAMES**

► Sacks became official stats in 1980

<b>1. Michael Sam (2010- )</b>	<b>3</b>
2. Brian Smith (2003-06)	2
Justin Smith (1998-2000)	2
<b>3.* Kony Ealy (2011- )</b>	<b>1</b>
Brad Madison (2009-12)	1
Aldson Smith (2009-10)	1
Stryker Sulak (2005-08)	1
Antwaun Bynum (2000-02)	1

(\*Nine others tied at 1)  
Credit to Mizzou historian Tom Orf



**INSIDE THE 42-GAME  
TURNOVER STREAK**

- ▶ Mizzou has a 27-15 record in the streak
- ▶ Tigers have gained 3 or more turnovers in 15 of 42 games (14-1 record, only loss to USC '13)
- ▶ Mizzou is +25 overall in turnover margin

When MU is plus in TO margin:	15-5
When MU is minus in TO margin:	3-5
When MU is even in TO margin:	9-5
When MU is plus 1 in TO margin:	7-3
When MU is plus 2 in TO margin:	3-2
When MU is plus 3 in TO margin:	3-0
When MU is plus 4 in TO margin:	2-0
When MU is minus 1 in TO margin:	3-3
When MU is minus 2 in TO margin:	0-0
When MU is minus 3 in TO margin:	0-2

- ▶ An outstanding play by senior LB Andrew Wilson extended the streak in the Tigers' 48-17 win at Kentucky (Nov. 9). A UK 40-yard pass completion was hunted down by Wilson, who stripped the Wildcat. The fumble was recovered by junior LB Darvin Ruise and Mizzou took over at 7:39 3Q...
- ▶ Mizzou's defense now has 18 interceptions through 11 games (after recording only 7 INTs in 12 games in 2012), and the Tigers are tied for ninth-most in the nation. Mizzou is +15 on the year entering Saturday's game against Auburn – 27 takeaways, 12 turnovers lost). The Tigers' 1.25 margin/game ranks tied for sixth in the nation...

**STREAK OF THIEVERY SUPPLEMENTED BY SURE-HANDED TIGERS**

- ▶ Mizzou's 28-21 win over No. 19 Texas A&M (Nov. 30) marked the fourth time in SEC play that the Tigers gave zero turnovers to its opponent. The Tigers enter Saturday's game vs. Auburn ranked tied for sixth in the NCAA (first in the SEC) in turnover margin, at +1.25 per game...
- ▶ Head coach Gary Pinkel's squad also allowed zero takeaways to Vanderbilt on Oct. 5 (W, 51-28), at No. 7 Georgia on Oct. 12 (W, 41-26) and vs. Tennessee on Nov. 2 (W, 31-3)...
- ▶ Mizzou's 12 turnovers lost (six INTs, six fumbles) this season ranks tied for fifth nationally and first in the SEC with Alabama...
- ▶ Mizzou has been plus-3 in TO margin in a whopping seven of 12 games in 2013...

**SPREADING OUT THE SCORING**

- ▶ Mizzou's offense has done an excellent job of distributing the ball, and it can not be more apparent with the number of touchdowns scored. For the first time ever, Mizzou has four players with at least eight TDs (Junior TB Henry Josey 14, sophomore WR Dorial Green-Beckham 10, senior WR L'Damian Washington 10, junior TB Marcus Murphy 9)...
- ▶ The point-scoring frenzies of the 2007 and 2008 seasons saw just three players finish with at least eight touchdowns in both years. Jeremy Maclin (16) Tony Temple (13) and Martin Rucker (8) brought in the points in 2007, with Derrick Washington (19), Maclin (17) and Chase Coffman (10) handling the scoring in 2008...
- ▶ Green-Beckham and Washington rank highly in the SEC with their 10 touchdown catches so far in 2013, standing tied for second in the SEC and tied for 16th nationally...
- ▶ According to Mizzou historian Tom Orf, Washington's 9 career touchdown catches of 20-plus yards ranks fourth in school history behind Tiger greats Danario Alexander (14), Jeremy Maclin (13) and Mel Gray (11)...

**THE EASY WAY, OR THE HARD WAY**

- ▶ For the first time in program history, Mizzou has beaten three conference opponents on the road who have 7+ wins to their credit. Vanderbilt (51-28), Georgia (41-26) both enter the week with 8-4 records. Ole Miss (24-10) holds a 7-5 mark...

▶ Sam is 1.5 sacks away from becoming Mizzou's all-time single-season leader, with former Tiger Aldon Smith's 11.5 sacks in 2009 currently standing as the top mark...

**MIZZOU'S DEFENSE LOOKS TO CONTINUE STREAK OF THIEVERY**

▶ Mizzou's nation-leading takeaway steak was extended to 42 games with stout special teams play from redshirt freshmen TB Morgan Steward and CB John Gibson. On a Mizzou punt near the beginning of 2Q action, Steward stripped Texas A&M's punt returner and Gibson fell on the ball to notch the takeaway and give the Tigers the ball at 13:40 2Q...

▶ The last time Mizzou didn't record a takeaway was Oct. 30, 2010 at Nebraska (a 31-17 loss)...

**MU INDIVIDUAL CAREER RECORDS**

<b>CAREER TACKLES</b>	<b>UT -AT</b>	<b>TT</b>	<b>YEARS</b>
1. James Kinney (LB)	256-178	434	'01-04
2. DeMontie Cross (DB)	249-166	415	'94-96
3. Sean Weatherspoon (LB)	240-173	413	'06-09
4. Jamonte Robinson (LB)	234-157	391	'98-01
5. Travis McDonald (LB)	242-144	386	'91-94
6. Darren MacDonald (LB)	153-222	375	'86-89
7. Barry Odom (LB)	203-159	362	'96-99
8. Sean Doyle (LB)	223-135	358	'99-02
9. Darryl Major (LB)	226-120	346	'91-94
10. Jason Simpson (S)	218-113	331	'02-05
11. Brock Christopher (LB)	171-158	329	'05-08
12. Erik McMillan (DB)	203-120	323	'84-87
Jay Wilson (LB)	112-211	323	'80-83
14. Adrian Jones (DB)	191-148	319	'86-89
15. Lynn Evans (LB)	123-193	316	'72-74
<b>16. Andrew Wilson (LB)</b>	<b>160-146</b>	<b>306</b>	<b>'10-13</b>
17. Van Darkow (LB)	97-197	294	'78-81
18. William Moore (S)	182-102	284	'05-08
19. Caldrihoff Easter (DB)	180-103	283	'95-98
20. David Overstreet (S)	196-86	282	'03-06
21. Dedrick Harrington (LB)	183-97	280	'03-06
22. Chris Garlich (LB)	115-161	276	'75-78

<b>CAREER SACKS</b>	<b>NO.</b>	<b>YDS.</b>	<b>YEARS</b>
1. Brian Smith	31.5	218	'03-06
2. Justin Smith	22.5	155	'98-00
Stryker Sulak	22.5	203	'05-08
<b>4. Michael Sam</b>	<b>20.0</b>	<b>118</b>	<b>'10-13</b>
5. Lorenzo Williams	19	126	'04-07
6. Rick Lyle	18	92	'90-93
7. Bobby Bell	17	121	'81-83
Steve Martin	17	107	'92-95
Antwaun Bynum	17	109	'00-02
Aldon Smith	17	128	'09-10
11. Xzavie Jackson	16.5	107	'03-06
12. Brad Madison	16	124	'09-12
C.J. Mosley	15.5	91	'02-04
Ziggy Hood	15.5	76	'05-08
15. Lee Johnson	14	111	'86-89
16. Jacquies Smith	13	64	'08-11
17. Sean Weatherspoon	12.5	93	'06-09
18. Erik McMillan	12	109	'84-87
Dick Chapura	12	98	'82-86

<b>CAREER TACKLES-FOR-LOSS</b>	<b>NO.</b>	<b>YDS.</b>	<b>YEARS</b>
1. Justin Smith	50.0	211	'98-00
2. Sean Weatherspoon	43.5	176	'06-09
3. Brian Smith	42.5	242	'03-06
4. Stryker Sulak	38	239	'05-08
C.J. Mosley	38	137	'02-04
6. Dedrick Harrington	36.5	145	'03-06
7. Rick Lyle	36	134	'90-93
8. Xzavie Jackson	35.5	148	'03-06
<b>9. Michael Sam</b>	<b>35</b>	<b>167</b>	<b>'10-13</b>
Antwaun Bynum	35	145	'00-02
Jamonte Robinson	35	102	'98-01

**MU INDIVIDUAL SEASON RECORDS**

SEASON SACKS	NO.	YDS.	YEARS
1. Aldon Smith	11.5	99	2009
2. Justin Smith	11	91	2000
<b>3. Michael Sam</b>	<b>10.5</b>	<b>64</b>	<b>2013</b>
Stryker Sulak	10.5	94	2008
5. Antwaun Bynum	10	63	2002
6. Brian Smith	9	53	2005
7. Jeff Gaylord	8	64	1981
Bobby Bell	8	62	1983
Bobby Bell	8	56	1982
Steve Martin	8	54	1994
Justin Smith	8	53	1999
Xzavie Jackson	8	51	2006
Brian Smith	8	49	2003
Rick Lyle	8	32	1993

SEASON TACKLES-FOR-LOSS	NO.	YDS.	YEARS
1. Justin Smith	24	128	2000
Keith Wright	24	81	2002
3. John Cowan	23	0	1971
4. Aldon Smith	19	126	2009
Antwaun Bynum	19	84	2002
6. Sean Weatherspoon	18.5	75	2008
<b>7. Michael Sam</b>	<b>18</b>	<b>90</b>	<b>'10-13</b>
Jeff Gaylord	18	94	1981
Sean Doyle	18	84	2000
J.J. Doak	18	n/a	1972

SEASON RUSHING TOUCHDOWNS	NO.	YEARS
1. Brad Smith	18	2003
Devin West	18	1998
3. Derrick Washington	17	2008
Bob Steuber	17	1942
5. Brad Smith	16	2005
6. James Franklin	15	2011
Zack Abron	15	2002
Corby Jones	15	1997
9. Corby Jones	14	1998
Zack Abron	14	2003
<b>11. Henry Josey</b>	<b>13</b>	<b>2013</b>

SEASON RECEIVING TOUCHDOWNS	NO.	YEARS
1. Danario Alexander	2009	14
2. Jeremy Maclin	2008	13
<b>3. Dorial Green-Beckham</b>	<b>2013</b>	<b>10</b>
<b>L'Damian Washington</b>	<b>2013</b>	<b>10</b>
Chase Coffman (TE)	2008	10
Sean Coffey	2004	10
7. Jeremy Maclin	2008	9
Chase Coffman (TE)	2006	9
Justin Gage	2002	9
10. Martin Rucker (TE)	2007	8

SEASON QUARTERBACK HURRIES	NO.	YEARS
1. Antwaun Bynum	2002	15
<b>2. Kony Ealy</b>	<b>2013</b>	<b>14</b>
Brian Smith	2003	13
4. Ziggy Hood	2008	12
Brian Smith	2005	12
C.J. Mosley	2004	12
Keith Wright	2002	12

► But even further research from MU historian Tom Orf shows that after Mizzou's 28-21 win vs. No. 19 Texas A&M (Nov. 30), the Tigers have defeated six teams with 7+ wins for only the fourth time in program history. Toledo and Arkansas are also 7-4, who Mizzou dispatched by scores of 38-23 and 41-19, respectively, during non-conference action...

► Pinkel's squad in 2010 also accomplished the feat, winning six games against opponents who finished their seasons with at least seven wins (Illinois, South Dakota State, Miami [Ohio], Texas A&M, Oklahoma and Kansas State)...

► Another victory, this weekend in the SEC Championship against Auburn (11-1), would put the 2013 squad in special territory amongst the top Mizzou teams in program history...

**WE FORGOT TO WARN YOU ABOUT EALY**

► On one side of Mizzou's starting defensive line is senior DE and postseason awards candidate Michael Sam, a well-established fact. The opposite side is nearly equally as imposing with junior DE Kony Ealy, who made his presence widely known in Mizzou's 48-17 win at Kentucky (Nov. 9) with a 3.0-sack game among six tackles...

► Ealy's 6.5 sacks thus far in 2013 ranks tied for sixth in the SEC, and with Sam at the top of conference with his 10.5, Mizzou makes up two of the league's Top 5 in sacks...

► Keeping opposing quarterbacks on their toes has been one of the finer points of Ealy's game this season, as he leads Mizzou in QB hurries with 14 to his credit...

► Ealy additionally impacts opposing offenses when the ball is in the air. His five pass breakups currently leads the team, and he also made one of the most athletic plays for a defensive lineman in this season of college football. Ealy leapt to deflect an Indiana pass attempt in 2Q action of 45-28 win and came away with an interception instead. The 6-5, 275-pound Tiger took the football back 49 yards for his first career pick and touchdown...

**MAUK THROUGH THE AIR AND ON THE GROUND**

► Redshirt freshman Maty Mauk can still expect to see snaps with senior QB and co-captain James Franklin back in the lineup for the past two Tiger victories, something Mauk has earned from his performances this season, according to head coach Gary Pinkel...

► The Tiger underclassman QB entered the Ole Miss contest in 2Q action and helped Mizzou's offense tack on a field goal. Mauk completed 3-of-7 passes for 83 yards on the drive, including a 60-yard strike that hit junior WR Bud Sasser in stride on a deep post route. The drive ended with a 33-yard field goal from sophomore PK Andrew Baggett at 7:31 2Q to put Mizzou up 10-0...

► Mauk's excellent play in relief of Franklin continued in the 48-17 win at Kentucky (Nov. 9), with Mauk etching his name into Mizzou's records with five passing touchdowns...

► Mauk's outing tied Mizzou's school record for touchdown passes in a game, a mark only matched by the Tigers' all-time leader in passing and current NFL QB Chase Daniel (who accomplished the feat four times in his Mizzou career)...

► He finished the game with 203 yards passing (17-for-28, 60.7 pct.), 5 TDs (zero INTs), and also tacking on 24 rushing yards...

► Four of the five TD passes went to sophomore WR Dorial Green-Beckham from distances of 8 yards, 7 yards, 22 yards and 7 yards, with a TD toss to junior TB Henry Josey (6 yards) following Mauk's first 7-yard pass to Green-Beckham...

► Mauk posted a 3-1 record as a starter in Franklin's absence. He became the first Mizzou QB since 2011 (James Franklin vs. UNC) to throw and rush for 100 yards in a game with his performance vs. Tennessee (Nov. 2). He ended the night with 163 yards passing and 3 touchdowns (zero interceptions) while he ran for a career-high 114 yards on 13 carries (8.8 avg. per att.)...

**5-TOUCHDOWN PASS GAMES**

**IN MIZZOU HISTORY**

<b>2013</b>	<b>Maty Mauk (RSFr.) at Kentucky</b>	<b>A-C-I</b>	<b>Yds.</b>	<b>TD</b>
		28-17-0	203	5
	Won, 48-17 (in Lexington, Ky.)			
<b>2008</b>	<b>Chase Daniel (Sr.) vs. Colorado</b>	<b>A-C-I</b>	<b>Yds.</b>	<b>TD</b>
		37-31-1	302	5
	Won, 58-0 (in Columbia, Mo.)			
<b>2007</b>	<b>Chase Daniel (Jr.) at Colorado</b>	<b>A-C-I</b>	<b>Yds.</b>	<b>TD</b>
		44-26-1	421	5
	Won, 55-10 (in Boulder, Colo.)			
<b>2007</b>	<b>Chase Daniel (Jr.) at Ole Miss</b>	<b>A-C-I</b>	<b>Yds.</b>	<b>TD</b>
		42-31-0	330	5
	Won, 38-25 (in Oxford, Miss.)			
<b>2006</b>	<b>Chase Daniel (So.) vs. Murray State</b>	<b>A-C-I</b>	<b>Yds.</b>	<b>TD</b>
		32-23-0	320	5
	Won, 47-7 (in Columbia, Mo.)			

**MIZZOU CAREER 3+**

**TD PASS GAMES**

1. Chase Daniel (2005-08)	19
<b>2. James Franklin (2010- )</b>	<b>7</b>
3. Brad Smith (2002-05)	6
4. Blaine Gabbert (2008-10)	5
5. Kirk Farmer (1999-02)	4
Jeff Handy (1991-94)	4
Phil Johnson (1990-92)	4

**Tracking**

<b>Maty Mauk (2013- )</b>	<b>2</b>
---------------------------	----------

**MIZZOU CAREER 300-YARD**

**PASSING GAMES**

1. Chase Daniel (2005-08)	16
2. Blaine Gabbert (2008-10)	7
<b>3. James Franklin (2010- )</b>	<b>4</b>
4. Jeff Handy (1991-94)	3
Kent Kiefer (1989-90)	3
Terry McMillan (1968-69)	3

► Mauk also came in for a “save” at Georgia in the 4Q of Mizzou’s 41-26 win (Oct. 12), when he replaced the injured Franklin and extended the Tigers’ tenuous 28-26 lead at the time...

► Mauk received his third Freshman Player of the Week recognition from the SEC for his strong play against the Wildcats. The Mizzou underclassman also brought home the honor after the Tigers’ wins over Florida (Oct. 19) and Tennessee (Nov. 2)...

**INTERCEPTIONS? MIZZOU HAS THOSE**

► Mizzou got back into the interception business vs. Ole Miss (Nov. 23), with senior CB Randy Ponder intercepting Rebel QB Bo Wallace and returning the ball 17 yards at 10:01 1Q. The pickoff was Mizzou’s 18th in 2013, currently the best mark in the SEC (tied for ninth nationally)...

► Missouri recorded three interceptions for three-straight games to start the 2013 season, building a solid base for the 18 the defense has collected. The Tigers have

more than doubled last season’s total of just seven INTs...

► Eleven different Tigers have combined for the 18 total interceptions, with senior CB E.J. Gaines leading with four pickoffs. Gaines is also Mizzou’s active career INT leader with seven. His 0.40 per-game INT average is the fourth-best mark in the SEC...

**SACK SUCCESS A STORY FOR TIGERS**

► Mizzou now has 34.0 QB sacks in its last nine games, an impressive sight, as the Tigers had totaled only 3.0 combined sacks in its first three outings (with all three coming in the opener against Murray State)...

► Mizzou’s 37.0 sacks over its 12 games in 2013 is the top mark in the SEC and ranks tied for No. 4 in the country...

► The Black & Gold got after 2012 Heisman Trophy winner Johnny Manziel and Texas A&M (Nov. 30) to the tune of 2.0 sacks, as well as 1.0 tackle-for-loss by senior LB Andrew Wilson on a designed QB run...

► The Tigers notched 7.0 sacks for the second time this season in its 48-17 win at Kentucky (Nov. 9). This sack spree was also a major factor in Mizzou’s big win at Vanderbilt (Oct. 5). Mizzou’s front four got pressure all night long, and the Tigers ended the game with 7.0 sacks in all – with all of them coming from the line...

► The 7.0 sacks in both the UK and VU wins are the most by Mizzou since they recorded 7.0 in a 30-9 win at Texas A&M on Oct. 16, 2010 against Aggie QB Ryan Tannehill...

► Individually, senior DE Michael Sam ranks first in the SEC, and tied for eighth in the nation, with his 10.5 sacks (0.88 sacks-per-game average). Sam is also the league’s top-ranked performer in tackles-for-loss (18.0) currently, with an average of 1.50 per game, which also ranks him tied for 11th nationally...

**DEFENSIVE LINE IS MIZZOU DEFENSE’S ENGINE**

► Mizzou’s defensive line continued to pile onto the Tigers’ SEC-leading tackle-for-loss total in the win vs. Texas A&M (Nov. 30), recording 4.0 of a team total of 8.0. The Tiger defense heads into the SEC Championship vs. Auburn with a league-best total of 95.0 (357 yards lost), a mark that ranks tied for fifth nationally...

► The Tigers padded their sack total with 6.0 more in the 48-17 win at Kentucky (Nov. 9). Junior DE Kony Ealy had the latest 3.0-sack game for the Tigers, with juniors Markus Golden and Matt Hoch getting 1.0, along with sophomore DE Shane Ray...

► The Tigers’ defensive linemen have been making plays all season, with 35.0 of Mizzou’s total 37.0 sacks going to their credit. The same is true for total tackles-for-loss, with the D-line recording 66.5 of the 95.0 total...

**BCS STANDINGS - WEEK 15**

TEAM	AVG.	PREV.
1 Florida State	0.9948	2
2 Ohio State	0.9503	3
3 Auburn	0.9233	4
4 Alabama	0.8539	1
<b>5 Missouri</b>	<b>0.8428</b>	<b>5</b>
6 Oklahoma State	0.7629	7
7 Stanford	0.7069	8
8 South Carolina	0.7037	10
9 Baylor	0.6623	9
10 Michigan State	0.6529	11
11 Arizona State	0.5833	12
12 Oregon	0.5321	13
13 Clemson	0.5201	6
14 Northern Illinois	0.4812	14
15 LSU	0.4213	17
16 UCF	0.3858	19
17 Oklahoma	0.3808	18
18 UCLA	0.3506	22
19 Louisville	0.263	20
20 Duke	0.2252	24
21 Wisconsin	0.1988	15
22 Georgia	0.1143	NR
23 Fresno State	0.1006	16
24 Texas A&M	0.0995	21
25 Texas	0.0666	NR

**MIZZOU BCS FACTOIDS**

**Highest Poll Rank:**

#1 - Nov. 25, 2007 (Week #7)

**Longest Cons. Ranked:**

16 - All of 2007 & 2008

**# Times Ranked in 1st Poll:**

5 (of 16)

**Highest 1st Poll Rank:**

#5 - Oct. 20, 2013

**# Times Ranked in Final Poll:**

3 (of 16)

**Highest Final Poll Rank:**

#6 - Dec. 2, 2007



**AP TOP 25 - WEEK 15**

TEAM	RECORD	PTS
1 Florida State (58)	12-0	1498
2 Ohio State	12-0	1418
3 Auburn (2)	11-1	1387
4 Alabama	11-1	1294
<b>5 Missouri</b>	<b>11-1</b>	<b>1281</b>
6 Oklahoma State	10-1	1197
7 Stanford	10-2	1067
8 South Carolina	10-2	1066
9 Baylor	10-1	1020
10 Michigan State	11-1	1002
11 Arizona State	10-2	843
12 Oregon	10-2	815
13 Clemson	10-2	813
14 LSU	9-3	690
15 UCF	10-1	621
16 Northern Illinois	12-0	596
17 UCLA	9-3	510
18 Oklahoma	9-2	503
19 Louisville	10-1	482
20 Duke	10-2	348
21 Wisconsin	9-3	299
22 Texas A&M	8-4	186
23 Texas	8-3	156
24 Fresno State	10-1	124
25 Georgia	8-4	111

**USA TODAY TOP 25 - WEEK 15**

TEAM	RECORD	PTS
1 Florida State (58)	12-0	1546
2 Ohio State (4)	12-0	1462
3 Auburn	11-1	1437
4 Alabama	11-1	1333
<b>5 Missouri</b>	<b>11-1</b>	<b>1315</b>
6 Oklahoma State	10-1	1248
7 Baylor	10-1	1100
7 South Carolina	10-2	1100
9 Michigan State	11-1	1037
10 Stanford	10-2	1034
11 Clemson	10-2	853
12 Oregon	10-2	843
13 Arizona State	10-2	765
14 LSU	9-3	720
15 Oklahoma	9-2	660
16 Louisville	10-1	625
17 UCF	10-1	572
18 Northern Illinois	12-0	547
19 UCLA	9-3	473
20 Duke	10-2	402
21 Wisconsin	9-3	266
22 Fresno State	10-1	215
23 Cincinnati	9-2	167
24 Texas	8-3	149
25 Texas A&M	8-4	121

**GARY PINKEL IS EIGHTH-WINNINGEST ACTIVE FBS COACH**

► With his 173 career wins in 23 seasons as a head coach, Mizzou's Gary Pinkel is ranked eighth among active FBS coaches. Pinkel has a career record of 173-99-3 all-time (63.5%), including a 73-37-3 record (64.6%) in 10 years at Toledo (1991-2000) and 101-62 (62.0%) in 13 years at Mizzou...

**WINNINGEST ACTIVE FBS HEAD COACHES**

	<u>Coach, School</u>	<u>Yrs.</u>	<u>W</u>	<u>L</u>	<u>T</u>	<u>Pct.</u>
1.	Frank Beamer, Virginia Tech	32	266	131	4	.668
2.	Mack Brown, Texas	30	244	120	1	.669
3.	Steve Spurrier, South Carolina	24	218	79	2	.732
4.	Brian Kelly, Notre Dame	23	207	71	2	.743
5.	Dennis Francione, Texas State	28	203	121	2	.626
6.	Bill Snyder, Kansas State	22	177	89	1	.665
7.	Larry Blakeney, Troy	23	175	104	1	.627
<b>8.</b>	<b>Gary Pinkel, Mizzou</b>	<b>23</b>	<b>174</b>	<b>99</b>	<b>3</b>	<b>.636</b>
9.	Nick Saban, Alabama	17	165	56	1	.745
10.	Bob Stoops, Oklahoma	15	158	39	1	.801

**PINKEL TIED FOR MOST WINS IN MIZZOU HISTORY**

► Mizzou Head Coach Gary Pinkel is in his 13th season at MU (23rd overall as a head coach) and touts a career record of 174-99-3 (63.6%)...

► Pinkel, who has led MU to a combined record of 79-37 (68.1%) in the past 9 seasons, and to bowl games in 2003, 2005, 2006, 2007, 2008, 2009, 2010, 2011 and an upcoming 2013 trip, has a 13-season record in Columbia of 101-62 (62.0%). Dating back to the 2005 Independence Bowl win over Steve Spurrier and South Carolina, Pinkel has gone 72-32 in his last 104 games overall (69.2%). MU's win in the 2008 opener against Illinois gave Pinkel his 50th MU win, and he now ranks tied for first on the coaching wins list at MU, with 101, just one win from passing legendary head coach Don Faurot. The win over Kansas in 2010 was the 150th of his career...

► Pinkel is in a select group of Mizzou coaches that includes College Football Hall of Famers Don Faurot and Dan Devine, as well as Warren Powers, to be the only coaches to have an MU record of above .500 (with at least one full season coached) dating all the way back to 1935. Here's a quick look at the top winning coaches in MU history...

**MIZZOU COACHING WINS LEADERS**

<u>Coach</u>	<u>Wins</u>	<u># Seasons (Years)</u>	<u>Record</u>	<u>Pct.</u>	<u># Bowls</u>
Don Faurot	101	19 (1935-42, 46-56)	101-79-10	.558	4
Gary Pinkel	101	13 (2001-Present)	101-62	.620	8
Dan Devine	93	13 (1958-70)	93-37-7	.704	6
Warren Powers	46	7 (1978-84)	46-33-3	.580	5

► In 2007, Pinkel guided the Tigers from unranked in the pre-season to a team which won a school-record 12 games and a final ranking of #4 in the Associated Press Top-25. Mizzou ascended to #1 in the BCS rankings following the regular season, and stood just one half away from playing in the BCS National Championship Game (before Oklahoma pulled away from a halftime tie to win the Big 12 title game). For his efforts in 2007, Pinkel was a finalist for several national coach of the year awards, including the Robinson, Bryant and Munger awards. He was also named the National Coach of the Year by FieldTurf in 2007, and his 8 bowl games is an MU record...

► Pinkel has directed Mizzou to 9 winning seasons (8-5 in 2003, 7-5 in 2005, 8-5 in 2006, 12-2 in 2007, 10-4 in 2008, 8-5 in 2009, 10-3 in 2010, 8-5 in 2011 and 11-1 in 2013), with those representing 9 of MU's 11 winning campaigns dating back to the 1983 season...

► Before this season's SEC Eastern Division title, Mizzou's Big 12 North Division titles won in 2007, 2008 and 2010 represented the only football conference titles of any kind Mizzou had won since 1969 – the last time it claimed a share of the old Big Eight Conference crown. In April of 2011, Pinkel agreed to a two-year contract extension, meaning he'll patrol the Tiger sidelines through the 2017 season...

**2013 MIZZOU FOOTBALL HONORS**

**PK Andrew Baggett (So.):**

*Preseason*

Coaches All-SEC Third Team Specialists  
CFPA Placekicker Trophy Watch List

CFPA PK Performer of the Week - Honorable Mention (Oct. 5)  
CFPA National Specialist of the Week (Oct. 19)  
Lou Groza Star of the Week (Oct. 19)

**OL Evan Boehm (So.):**

*Preseason*

Rimington Trophy Fall Watch List

**DL Harold Brantley (RSFr.):**

SEC Special Teams Player of the Week (Nov. 23)

**P Christian Brinser (Sr.):**

CFPA Punter Performer of the Week - Honorable Mention (Sept. 28)

**OL Justin Britt (Sr.):**

*Preseason*

2014 Senior Bowl Watch List  
Coaches All-SEC Third Team Offense

SEC Offensive Line Player of the Week (Nov. 2)

**LB Kentrell Brothers (So.):**

SEC Defensive Player of the Week (Oct. 12)

**OL Max Copeland (Sr.):**

2013 Burlsworth Trophy Semifinalist

**DE Kony Ealy (Jr.):**

SEC Defensive Line Player of the Week (Sept. 21)  
CFPA DL Performer of the Week - Honorable Mention (Nov. 9)

**QB James Franklin (Sr.):**

*Preseason*

2014 Senior Bowl Watch List  
Davey O'Brien Quarterback Award Watch List  
Johnny Unitas Golden Arm Award Watch List  
  
ESPN.com/SEC Blog Week 1 Helmet Sticker (Aug. 31)  
Earl Campbell Tyler Rose Award Weekly Hon. Mention (Oct. 5)  
College Gameday Final Helmet Sticker (Oct. 5)  
CFPA QB Performer of the Week - Honorable Mention (Oct. 5)  
Maxwell Award Watch List (Oct. 9)  
Earl Campbell Tyler Rose Award Semifinalist (Nov. 19)  
ESPN.com/SEC Blog Week 14 Helmet Sticker (Nov. 30)

**DB E.J. Gaines (Sr.):**

*Preseason*

2014 Senior Bowl Watch List  
Bednarik Award Watch List  
Coaches All-SEC Second Team Defense  
CFPA Defensive Back Trophy Watch List

CFPA DB Performer of the Week - Honorable Mention (Aug. 31)  
NFL.com Midseason All-America  
Phil Steele Midseason All-SEC Second Team  
SEC Co-Defensive Player of the Week (Nov. 30)

**DB John Gibson (RSFr.):**

CFPA KR Performer of the Week - Honorable Mention (Nov. 9)

**WR Dorial Green-Beckham (So.):**

*Preseason*

Biletnikoff Preseason Watch List  
Coaches All-SEC Third Team Offense

Phil Steele Midseason All-SEC Second Team  
CFPA WR Performer of the Week (Nov. 9)

**DE Markus Golden (Jr.):**

SEC Defensive Line Player of the Week (Sept. 7)  
CFPA DL Performer of the Week - Honorable Mention (Sept. 7)

**WR Jimmie Hunt (Jr.):**

*Preseason*

CFPA Kickoff Returner Trophy Watch List

**TB Henry Josey (Jr.):**

*Preseason*

Doak Walker Award Preseason Candidate  
  
CFPA RB Performer of the Week - Honorable Mention (Oct. 19)  
Earl Campbell Tyler Rose Award Weekly Hon. Mention (Nov. 9)  
CFPA All-Purpose Perf. of the Week - Hon. Mention (Nov. 9)

**WR Marcus Lucas (Sr.):**

*Preseason*

2014 Senior Bowl Watch List

**QB Maty Mauk (RSFr.):**

ESPN.com/SEC Blog Week 8 Helmet Sticker (Oct. 19)  
SEC Freshman Player of the Week (Oct. 19)  
SEC Freshman Player of the Week (Nov. 2)  
CFPA QB Performer of the Week - Honorable Mention (Nov. 9)  
SEC Freshman Player of the Week (Nov. 9)  
Manning Award "Star of the Week" (Nov. 9)

**TB/PR Marcus Murphy (Jr.):**

*Preseason*

Hornung Award Preseason Watch List  
First Team All-America PR - Phil Steele  
First Team All-America PR - Sporting News  
First Team All-America Returner - SI.com

Second Team All-America PR - Athlon  
Coaches All-SEC Second Team Specialists  
First Team All-SEC - CollegeSportsMadness.com  
CFPA Punt Returner Trophy Watch List  
CFPA Kickoff Returner Trophy Watch List

**DE Michael Sam (Sr.):**

SEC Defensive Line Player of the Week (Sept. 28)  
CFPA DL Performer of the Week - Honorable Mention (Sept. 28)  
SEC Defensive Line Player of the Week (Oct. 5)  
CFPA DL Performer of the Week - Honorable Mention (Oct. 5)  
Chuck Bednarik Award Watch List (Oct. 9)  
CFPA DL Performer of the Week - Honorable Mention (Oct. 12)  
CFPA DL Performer of the Week - Honorable Mention (Oct. 19)  
SEC Defensive Player of the Week (Oct. 19)  
USA TODAY Midseason All-America  
Sports Illustrated Midseason All-America First Team  
CBSSports.com Midseason All-America  
ESPN.com Midseason All-America  
Phil Steele Midseason All-America First Team  
NFL.com Midseason All-America  
Phil Steele Midseason All-SEC First Team  
CFPA DL Performer of the Week - Honorable Mention (Oct. 26)  
Chuck Bednarik Award Semifinalist (Oct. 29)  
Rotary Lombardi Award Semifinalist (Nov. 7)  
Hendricks Award Midseason Watch List (Nov. 12)  
Walter Camp Player of the Year Award Semifinalist (Nov. 13)  
Bronko Nagurski Trophy Finalist (Nov. 21)  
Rotary Lombardi Award Finalist (Nov. 21)

**WR L'Damian Washington (Sr.):**

*Preseason*

2014 Senior Bowl Watch List  
  
ESPN.com/SEC Blog Week 7 Helmet Sticker (Oct. 12)  
Phil Steele Midseason All-SEC Second Team  
Orange Bowl-FWAA Courage Award Nominee  
SEC Community Service Team

**LB Andrew Wilson (Sr.):**

*Preseason*

2014 Senior Bowl Watch List  
  
Phil Steele Midseason All-SEC Second Team  
College Gameday Final Helmet Sticker (Nov. 30)

**HC Gary Pinkel:**

ESPN.com/SEC Blog Week 10 Helmet Sticker (Nov. 2)  
Maxwell Coach of the Year Semifinalist (Nov. 20)

**OC Josh Henson:**

Athlon Week 4 Coordinator of the Week (Sept. 21)

**MIZZOU'S 2013 OPPONENTS**

**MURRAY STATE (6-6)**

Date	Opponent	Score/Time
Aug. 31	at Missouri	L, 58-14
Sept. 7	Campbellsville	W, 83-14
Sept. 14	Missouri State	W, 41-38
Sept. 21	at Bowling Green	L, 48-7
Sept. 28	at Jacksonville State *	W, 35-34
Oct. 5	Tennessee Tech *	W, 35-24
Oct. 12	at SEMO *	L, 37-34
Oct. 19	Austin Peay *	W, 31-3
Nov. 2	at UT Martin *	L, 45-17
Nov. 9	Eastern Illinois *	L, 37-17
Nov. 16	at Tennessee State *	L, 17-10
Nov. 23	Eastern Kentucky *	W, 34-27

\* OVC Game

**TOLEDO (7-5)**

Date	Opponent	Score/Time
Aug. 31	at Florida	L, 24-6
Sept. 7	at Missouri	L, 38-23
Sept. 14	Eastern Washington	W, 33-21
Sept. 21	at Central Michigan *	W, 38-17
Sept. 28	at Ball State *	L, 31-24
Oct. 5	Western Michigan *	W, 47-20
Oct. 19	Navy	W, 45-44
Oct. 26	at Bowling Green *	W, 28-25
Nov. 2	Eastern Michigan *	W, 55-16
Nov. 12	Buffalo *	W, 51-41
Nov. 20	Northern Illinois *	L, 35-17
Nov. 29	at Akron	L, 31-29

\* MAC Game

**INDIANA (5-7)**

Date	Opponent	Score/Time
Aug. 29	Indiana State	W, 73-35
Sept. 7	Navy	L, 41-35
Sept. 14	Bowling Green	W, 42-10
Sept. 21	Missouri	L, 45-28
Oct. 5	Penn State *	W, 44-24
Oct. 12	at Michigan State *	L, 42-28
Oct. 19	at Michigan *	L, 63-47
Nov. 2	Minnesota *	L, 42-39
Nov. 9	Illinois *	W, 52-35
Nov. 16	at Wisconsin *	L, 51-13
Nov. 23	at Ohio State *	L, 42-14
Nov. 30	Purdue *	W, 56-36

\* Big Ten Game

**ARKANSAS STATE (7-5)**

Date	Opponent	Score/Time
Aug. 31	Arkansas-Pine Bluff	W, 62-11
Sept. 7	at Auburn	L, 38-9
Sept. 12	Troy *	W, 41-34
Sept. 21	at Memphis	L, 31-7
Sept. 28	at Missouri	L, 41-19
Oct. 12	Idaho	W, 48-24
Oct. 22	Louisiana-Lafayette	L, 23-7
Nov. 2	at South Alabama *	W, 17-16
Nov. 9	at Louisiana-Monroe *	W, 42-14
Nov. 16	Texas State *	W, 38-21
Nov. 23	Georgia State	W, 35-33
Nov. 30	at Western Kentucky *	L, 34-31

\* Sun Belt Game

**VANDERBILT (8-4, 4-4)**

Date	Opponent	Score/Time
Aug. 29	Ole Miss *	L, 39-35
Sept. 7	Austin Peay	W, 38-3
Sept. 14	at South Carolina *	L, 35-25
Sept. 21	at UMass	W, 24-7
Sept. 28	UAB	W, 52-24
Oct. 5	Missouri *	L, 51-28
Oct. 19	Georgia *	W, 31-27
Oct. 26	at Texas A&M *	L, 56-24
Nov. 9	at Florida *	W, 34-17
Nov. 16	Kentucky *	W, 22-6
Nov. 23	at Tennessee *	W, 14-10
Nov. 30	Wake Forest	W, 23-21

\* SEC Game

**GEORGIA (8-4, 5-3)**

Date	Opponent	Score/Time
Aug. 31	at Clemson	L, 38-35
Sept. 7	South Carolina *	W, 41-30
Sept. 21	North Texas	W, 45-21
Sept. 28	LSU *	W, 44-41
Oct. 5	at Tennessee *	W, 34-31
Oct. 12	Missouri	L, 41-26
Oct. 19	Vanderbilt	L, 31-27
Nov. 2	vs. Florida	W, 23-20
Nov. 9	Appalachian State	W, 45-6
Nov. 16	at Auburn *	L, 43-38
Nov. 23	Kentucky *	W, 59-17
Nov. 30	at Georgia Tech	W, 41-34

\* SEC Game

**FLORIDA (4-8, 3-5)**

Date	Opponent	Score/Time
Aug. 31	Toledo	W, 24-6
Sept. 7	at Miami	L, 21-16
Sept. 21	Tennessee *	W, 31-17
Sept. 28	at Kentuck#My *	W, 24-7
Oct. 5	Arkansas *	W, 30-10
Oct. 12	at LSU *	L, 17-6
Oct. 19	at Missouri *	L, 36-17
Nov. 2	vs. Georgia *	L, 23-20
Nov. 9	Vanderbilt *	L, 34-17
Nov. 16	at South Carolina *	L, 19-14
Nov. 23	Georgia Southern	L, 26-20
Nov. 30	Florida State	L, 37-7

\* SEC Game

**SOUTH CAROLINA (9-2, 6-2)**

Date	Opponent	Score/Time
Aug. 29	North Carolina	W, 27-10
Sept. 7	at Georgia *	L, 41-30
Sept. 14	Vanderbilt *	W, 35-25
Sept. 28	at UCF	W, 28-25
Oct. 5	Kentucky *	W, 35-28
Oct. 12	at Arkansas *	W, 52-7
Oct. 19	at Tennessee *	L, 23-21
Oct. 26	at Missouri *	W, 27-24 2OT
Nov. 2	Mississippi State *	W, 34-16
Nov. 16	Florida *	W, 19-14
Nov. 23	Coastal Carolina	W, 70-10
Nov. 30	Clemson	6 p.m.

\* SEC Game

**TENNESSEE (5-7, 2-6)**

Date	Opponent	Score/Time
Aug. 31	Austin Peay	W, 45-0
Sept. 7	Western Kentucky	W, 52-20
Sept. 14	at Oregon	L, 59-14
Sept. 21	at Florida *	L, 31-17
Sept. 28	South Alabama	W, 31-24
Oct. 5	Georgia *	L, 34-31
Oct. 19	South Carolina *	W, 23-21
Oct. 26	at Alabama *	L, 45-10
Nov. 2	at Missouri *	L, 31-3
Nov. 9	Auburn *	L, 55-23
Nov. 23	Vanderbilt *	L, 14-10
Nov. 30	at Kentucky *	W, 27-14

\* SEC Game

**KENTUCKY (2-10, 0-8)**

Date	Opponent	Score/Time
Aug. 31	vs. Western Kentucky	L, 35-26
Sept. 7	Miami (OH)	W, 41-7
Sept. 14	Louisville	L, 27-13
Sept. 28	Florida *	L, 24-7
Oct. 5	at South Carolina *	L, 35-28
Oct. 12	Alabama *	L, 48-7
Oct. 24	at Mississippi State *	L, 28-22
Nov. 2	Alabama State	W, 48-14
Nov. 9	Missouri	L, 48-17
Nov. 16	at Vanderbilt *	L, 22-6
Nov. 23	at Georgia *	L, 59-17
Nov. 30	Tennessee *	L, 27-14

\* SEC Game

**OLE MISS (7-5, 3-5)**

Date	Opponent	Score/Time
Aug. 29	at Vanderbilt *	W, 39-35
Sept. 7	SEMO	W, 31-13
Sept. 14	at Texas	W, 44, 23
Sept. 28	at Alabama *	L, 25-0
Oct. 5	at Auburn *	L, 30-22
Oct. 12	Texas A&M *	L, 41-38
Oct. 19	LSU *	W, 27-24
Oct. 26	Idaho	W, 59-14
Nov. 9	Arkansas *	W, 34-24
Nov. 16	Troy	W, 51-21
Nov. 23	Missouri *	L, 24-10
Nov. 30	at Mississippi State *	L, 17-10

\* SEC Game

**TEXAS A&M (8-4, 4-4)**

Date	Opponent	Score/Time
Aug. 31	Rice	W, 52-31
Sept. 7	Sam Houston State	W, 65-28
Sept. 14	Alabama *	L, 49-42
Sept. 21	SMU	W, 42-13
Sept. 28	at Arkansas *	W, 45-33
Oct. 12	at Ole Miss *	W, 41-38
Oct. 19	Auburn *	L, 45-41
Oct. 26	Vanderbilt *	W, 56-24
Nov. 2	UTEP	W, 57-7
Nov. 9	Mississippi State *	W, 51-41
Nov. 23	at LSU *	L, 34-10
Nov. 30	at Missouri *	L, 28-21

\* SEC Game

**AUBURN (11-1, 7-1)**

Date	Opponent	Score/Time
Aug. 31	Washington State	W, 31-24
Sept. 7	Arkansas State	W, 38-9
Sept. 14	Mississippi State *	W, 24-20
Sept. 21	at LSU *	L, 35-21
Oct. 5	Ole Miss *	W, 30-22
Oct. 12	Western Carolina	W, 62-3
Oct. 19	at Texas A&M *	W, 45-41
Oct. 26	Florida Atlantic	W, 45-10
Nov. 2	at Arkansas *	W, 35-17
Nov. 9	at Tennessee *	W, 55-23
Nov. 16	Georgia *	W, 43-38
Nov. 30	Alabama *	W, 34-28

\* SEC Game

**Dec. 7 Missouri 3 p.m.**

\* SEC Game

**SOUTHEASTERN CONFERENCE**

Eastern Division				
Team	SEC	Pct.	Overall	Pct.
Missouri	7-1	.875	11-1	.917
South Carolina	6-2	.750	10-2	.833
Georgia	5-3	.625	8-4	.667
Vanderbilt	4-4	.500	8-4	.667
Florida	3-5	.375	4-8	.333
Tennessee	2-6	.250	5-7	.417
Kentucky	0-8	.000	2-10	.167

Western Division				
Team	SEC	Pct.	Overall	Pct.
Auburn	7-1	.875	11-1	.917
Alabama	7-1	.875	11-1	.917
LSU	5-3	.625	9-3	.750
Texas A&M	4-4	.500	8-4	.667
Mississippi St.	3-5	.375	6-6	.500
Ole Miss	3-5	.375	7-5	.583
Arkansas	0-8	.000	3-9	.250

**SCHEDULE**

*All Times Central*

Saturday, Dec. 7

Missouri at Auburn 3 p.m. CBS





**2013 MIZZOU FOOTBALL  
ROSTER SUMMARY**

<b>Class</b>	<b>Total</b>
5th-Year Seniors	14
Seniors	5
Juniors	27
Sophomores	28
Redshirt Freshmen	28
Freshmen	29

<b>Most Games Played</b>	<b>Total</b>
Jaleel Clark	50
Michael Sam	50
Matt White	50
Andrew Wilson	50
Brayden Burnett	49
L'Damian Washington	49
E.J. Gaines	48

<b>Consecutive Games Played</b>	<b>Streak</b>
Jaleel Clark	50
Michael Sam	50
Matt White	50
Andrew Wilson	50
Marcus Lucas	47

<b>Most Starts</b>	<b>Total</b>
E.J. Gaines	35
Andrew Wilson	34
Justin Britt	34
James Franklin	29
Braylon Webb	28
L'Damian Washington	25

<b>Consecutive Starts</b>	<b>Streak</b>
Justin Britt	34
Evan Boehm	24
L'Damian Washington	24
Braylon Webb	24

**MIZZOU FOOTBALL PARTICIPATION CHART**

	<b>Career G-GS</b>	<b>2013 G-GS</b>	<b>2012 G-GS</b>	<b>2011 G-GS</b>	<b>2010 G-GS</b>	<b>2009</b>
97 Josh Augusta	12-0	12-0	-	-	-	-
99 Andrew Baggett	24-0	12-0	12-0	RS	-	-
13 Corbin Berkstresser	13-4	3-0	10-4	RS	-	-
67 Michael Boddie	2-0	-	2-0	RS	-	-
77 Evan Boehm	24-24	12-12	12-12	-	-	-
8 Donovan Bonner	47-10	12-7	11-3	13-0	-	11-0
90 Harold Brantley	12-6	12-6	RS	-	-	-
54 Michael Brennan	1-0	1-0	-	-	-	-
92 Christian Brinser	13-0	12-0	-	1-0	RS	-
68 Justin Britt	47-34	12-12	9-9	13-13	13-0	RS
10 Kentrell Brothers	23-12	12-12	11-0	RS	-	-
5 Cortland Browning	15-0	12-0	3-0	RS	-	-
55 Brayden Burnett	48-1	11-0	12-0	12-1	13-0	RS
51 Stephen Carberry	4-0	3-0	-	1-0	RS	-
62 Taylor Chappell	4-0	4-0	-	RS	-	-
14 Jaleel Clark	49-0	11-0	12-0	13-0	13-0	RS
61 Max Copeland	26-21	11-10	12-11	2-0	1-0	RS
16 Levi Copelin	11-0	11-0	RS	-	-	-
80 Sean Culkin	12-1	12-1	RS	-	-	-
45 Tyler Davis	5-0	1-0	4-0	-	-	-
78 Nick Demien	3-0	-	2-0	1-0	RS	-
47 Kony Ealy	36-23	12-12	12-10	12-1	RS	-
4 Daniel Easterly	21-0	6-0	5-0	10-0	RS	-
98 Clayton Echard	10-0	9-0	1-0	RS	-	-
94 Marvin Foster	28-0	9-0	10-0	4-0	5-0	RS
1 James Franklin	41-29	9-8	9-8	13-13	10-0	-
31 E.J. Gaines	48-35	10-10	12-12	13-13	13-0	-
70 Anthony Gatti	20-2	9-2	9-0	2-0	RS	-
1 John Gibson	10-0	10-0	RS	-	-	-
33 Markus Golden	24-0	12-0	12-0	-	-	-
93 Justin Grava	1-0	-	1-0	-	-	-
40 Clarence Green	10-0	9-0	1-0	RS	-	-
15 Dorial Green-Beckham	23-13	12-12	11-1	-	-	-
69 Mitch H. Hall	4-0	-	4-0	RS	-	-
73 Mitch L. Hall	11-0	11-0	-	-	-	-
32 Russel Hansbrough	21-0	12-0	9-0	-	-	-
95 Rickey Hatley	7-0	7-0	RS	-	-	-
89 Matt Hoch	34-23	11-11	12-12	11-0	RS	-
88 Jimmie Hunt	36-0	12-0	12-0	12-0	RS	-
35 Tyler Hunt	11-0	10-0	1-0	-	-	-
86 Jake Hurrell	11-0	11-0	RS	-	-	-
3 David Johnson	10-0	10-0	-	-	-	-
20 Henry Josey	35-21	12-12	RS	10-8	13-1	-
18 Wesley Leftwich	3-0	3-0	-	RS	-	-
85 Marcus Lucas	47-21	12-12	12-6	13-3	10-0	-
56 Robert Luce	3-0	-	-	2-0	RS	-
7 Maty Mauk	12-4	12-4	RS	-	-	-
60 Connor McGovern	20-12	12-12	8-0	RS	-	-
63 Brad McNulty	17-4	6-0	11-4	RS	-	-
65 Mitch Morse	35-23	12-12	11-11	12-0	RS	-
6 Marcus Murphy	36-0	12-0	12-0	RS	12-0	-
25 Donavin Newsom	7-0	7-0	RS	-	-	-
84 Gavin Otte	2-0	2-0	-	-	-	-
28 Ernest Payton	4-0	1-0	3-0	RS	-	-
46 Kyle Peasel	13-0	11-0	1-0	1-0	-	-
11 Aarion Penton	12-2	12-2	-	-	-	-
7 Randy Ponder	37-18	12-12	12-3	13-3	-	RS
56 Shane Ray	24-0	12-0	12-0	RS	-	-
12 Darwin Ruise	36-0	12-0	12-0	12-0	RS	-
52 Michael Sam	50-23	12-12	12-9	13-1	13-1	RS
21 Bud Sasser	33-14	12-8	12-6	9-0	RS	-
30 Michael Scherer	12-0	12-0	RS	-	-	-
21 Ian Simon	22-6	12-6	10-0	-	-	-
2 Duron Singleton	10-0	10-0	-	-	-	-
26 Xavier Smith	26-0	8-0	9-0	9-0	RS	-
36 Morgan Steward	9-0	9-0	RS	-	-	-
96 Lucas Vincent	37-7	12-7	12-0	13-0	RS	-
13 Chaston Ward	4-0	4-0	RS	-	-	-
2 L'Damian Washington	49-25	12-12	12-12	13-0	12-1	RS
81 Eric Waters	46-9	12-3	11-6	11-0	12-0	-
9 Braylon Webb	35-28	12-12	12-12	11-4	RS	-
8 Darius White	12-0	12-0	RS	-	-	-
24 Greg White	15-0	9-0	2-0	4-0	RS	-
17 Matt White	50-17	12-12	12-0	13-5	13-0	RS
76 Jordan Williams	3-0	3-0	RS	-	-	-
48 Andrew Wilson	50-34	12-11	12-11	13-9	13-3	RS
50 Evan Winston	1-0	1-0	RS	-	-	-

**MIZZOU OFFENSE NOTABLE PLAYERS**



**QB #1**

**James Franklin (Sr.)**  
6-2, 230, Corinth, Texas (Lake Dallas)  
Major: Communications

- 313 yards of total offense in the 28-21 win vs. No. 19 Texas A&M (Nov. 30), including a season-best 80 yards rushing (18 att.).
- Returned to starting lineup at No. 24 Ole Miss (Nov. 23) and impressed with 142 yds. passing (12-19-1) and 42 yds. rushing (8 att.) in the 24-10 win.
- Sat out the Florida, South Carolina and Tennessee games, before seeing closing snaps in the UK win (all running plays for Mizzou).
- Career-high 404 yards of total offense at Indiana (Sept. 21).

Year	GP-GS	Comp.-Att.	Pct.	Yds.	TD	INT	Rush Att.	Yds.	TD
2010	10-0	11-14	78.6	106	1	1	23	116	2
2011	13-13	238-376	63.3	2865	21	11	217	981	15
2012	9-8	139-234	59.4	1562	10	7	88	122	0
2013	9-8	162-242	66.9	1952	16	4	91	412	3
<b>Career</b>	<b>41-29</b>	<b>550-866</b>	<b>63.5</b>	<b>6485</b>	<b>48</b>	<b>23</b>	<b>419</b>	<b>1631</b>	<b>20</b>



**WR #2**

**L'Damian Washington (Sr.)**  
6-4, 200, Shreveport, La. (Green Oaks)  
Major: Psychology

- Acrobatic 5-yard TD grab, 10th of 2013, in the win vs. Texas A&M.
- 96-yard TD catch vs. South Carolina for the second-longest Mizzou play from scrimmage all-time (98-yd. pass in 1976).
- Career game to take down No. 7 Georgia (Oct. 12) with personal bests in catches (7), yards (115) and TD grabs (2).
- First career two-TD catch game in his three-catch, 86-yard game at Vanderbilt (Oct. 5), including a 42-yard season-long score.

Year	GP-GS	Rec.	Yds.	Avg.	TD	Long
2010	12-0	5	35	7.0	0	11
2011	13-0	20	364	18.2	3	45
2012	12-12	25	443	17.7	2	74
2013	12-12	44	824	18.7	10	96
<b>Career</b>	<b>49-24</b>	<b>94</b>	<b>1666</b>	<b>17.7</b>	<b>15</b>	<b>96</b>



**TB/PR #6**

**Marcus Murphy (Jr.)**  
5-9, 185, DeSoto, Texas (DeSoto)  
Major: Parks, Rec and Tourism

- 9th rushing TD of 2013 on a 2-yard run vs. Texas A&M (Nov. 30).
- Career-high 16 rushing attempts (67 yards), along with his 8th rushing TD of 2013, in the 24-10 win at No. 24 Ole Miss (Nov. 23).
- Scored two rushing TDs vs. South Carolina (Oct. 26).
- Broke off one of the rushes of his career with a swerving 36-yard scoring run at No. 7 Georgia (Oct. 12), totaling 5 rushes for 57 yards.
- Preseason First Team AA by *Sporting News*, *SI* and *Phil Steele*.

Year	Rsh Att.	Yds.	TDs	PR-Yds.	Avg.	TD Lg.	KR-Yds.	Avg.	TD Lg.
2010	22	181	2	0-0	0.0	0	24-475	19.8	0
2012	46	251	1	27-374	13.9	3	72-458	24.1	1
2013	81	561	9	18-100	5.6	0	31-22-495	22.5	0
<b>Career</b>	<b>149</b>	<b>993</b>	<b>12</b>	<b>45-474</b>	<b>10.5</b>	<b>3</b>	<b>72 65-1428</b>	<b>22.0</b>	<b>1</b>



**QB #7**

**Maty Mauk (RSFr.)**  
6-0, 200, Kenton, Ohio (Kenton)  
Major: Undeclared

- Guided Mizzou to a 33-yd. FG in a 2Q series of the 24-10 win at No. 24 Ole Miss (Nov. 23), hitting WR Bud Sasser for a 60-yd. completion.
- Matched the school record for TD passes in a game with his five from a 17-for-28, 203-yard performance in the 48-17 win at Kentucky (Nov. 9).
- Three-time SEC Freshman Player of the Week after his performances against Florida (Oct. 19), Tennessee (Nov. 2) and Kentucky (Nov. 9).
- Redshirted during 2012 after a *Parade* All-America HS career.

Year	GP-GS	Comp.-Att.	Pct.	Yds.	TD	INT	Rush Att.	Yds.	TD
2013	11-4	66-129	51.2	1039	10	2	38	156	1
<b>Career</b>	<b>12-4</b>	<b>66-129</b>	<b>51.2</b>	<b>1039</b>	<b>10</b>	<b>2</b>	<b>38</b>	<b>156</b>	<b>1</b>



**WR #8**

**Darius White (Jr.)**  
6-3, 205, Fort Worth, Texas (Texas)  
Major: General Studies

- Grabbed first catch of SEC action in win over Tennessee (Nov. 2).
- Two catches for 44 yards in the season-opening Murray State win (Aug. 31), including a 37-yard touchdown snag.
- Played in 21 games over two years at Texas, catching five passes for 66 yards for the Longhorns in 11 games as a sophomore in 2011.
- Former blue-chip recruit, ranked as the No. 3 WR in the country and No. 20 overall prospect by *ESPN*.

Year	GP-GS	Rec.	Yds.	Avg.	TD	Long
2010*	10-0	1	10	10.0	0	10
2011*	11-0	5	66	13.2	1	31
2013	12-0	7	76	10.9	1	37
<b>Career</b>	<b>33-0</b>	<b>13</b>	<b>152</b>	<b>11.7</b>	<b>2</b>	<b>37</b>

\*Played 2010-11 at Texas



**WR #14**

**Jaleel Clark (Sr.)**  
6-4, 220, Allentown, Pa. (Parkland)  
Major: Hospitality Management

- One reception for 13 yards in the win at No. 24 Ole Miss (Nov. 23).
- One catch for 12 yards in the win vs. Tennessee (Nov. 2).
- Career night in the first game of his senior season, catching five balls for 51 yards in the season-opening win vs. Murray State (Aug. 31).
- First career reception last season vs. Vanderbilt, a 6-yard gain.
- Has played in every game of his career, primarily on special teams, holding down a spot on kickoff coverage for three seasons.

Year	GP-GS	Rec.	Yds.	Avg.	TD	Lg.	TKLs	UA-A
2010	13-0	0	0	0.0	0	0	13	7-6
2011	13-0	0	0	0.0	0	0	7	1-6
2012	12-0	1	6	6.0	0	6	5	1-4
2013	11-0	10	88	8.8	0	14	4	2-0
<b>Career</b>	<b>49-0</b>	<b>11</b>	<b>94</b>	<b>8.5</b>	<b>0</b>	<b>14</b>	<b>29</b>	<b>13-16</b>



**WR #15**

**Dorial Green-Beckham (So.)**  
6-6, 225, Springfield, Mo. (Hillcrest)  
Major: Undeclared

- 10th TD snag of 2013 on a 38-yard fly connection from James Franklin in 2Q action of the 28-21 win vs. Texas A&M (Nov. 30).
- Four TD catches in the 48-17 win at Kentucky (Nov. 9) to break Mizzou's school record (3, 5 times), totaling seven catches for 100 yards, his second career 100-yard receiving game.
- Career-best performance for first 100-yard receiving game at Indiana (Sept. 21) with eight catches for 105 yards and one TD.

Year	GP-GS	Rec.	Yards	Avg.	TD	Long
2012	11-1	28	395	14.1	5	80
2013	12-12	49	686	14.0	10	68
<b>Career</b>	<b>23-13</b>	<b>77</b>	<b>1081</b>	<b>14.0</b>	<b>15</b>	<b>80</b>



**WR #16**

**Levi Copelin (RFr.)**  
6-2, 190, Broken Arrow, Okla. (Broken Arrow)  
Major: Sport Management

- Blocked first punt for Mizzou since 2011 (vs. Texas) in win vs. UK.
- Hauled in a 51-yard toss from James Franklin to set up Mizzou's first touchdown in the 38-23 win vs. Toledo (Sept. 7).
- First career reception went for seven yards in Mizzou's season-opening win vs. Murray State (Aug. 31).
- Two-way HS star who was a First Team All-State DB and WR in Oklahoma's top division of Class 6A football.

Year	GP-GS	Rec.	Yards	Avg.	TD	Long
2013	11-0	3	61	20.3	0	51
<b>Career</b>	<b>11-0</b>	<b>3</b>	<b>61</b>	<b>20.3</b>	<b>0</b>	<b>51</b>



**TB #20**

**Henry Josey (Jr.)**  
5-10, 190, Angleton, Texas (Angleton)  
Major: General Studies

- Game-winning 57-yard TD run at 3:34 4Q vs. Texas A&M (Nov. 30).
- Two rushing TDs (95 yds.) in the win at Kentucky (Nov. 9).
- 10th career 100-yard rushing game with a 113-yard game in the win vs. UK (Nov. 9), including the third-longest rush in school history (86).
- Rushed for 113 yards, including a 68-yard TD sprint, in his first game in 22 months, the season-opening win vs. Murray State (Aug. 31).
- Returning to action after missing the entire 2012 season with a knee injury that required multiple surgeries.

Year	GP-GS	Att.	Yds.	Avg.	TD	Long
2010	13-1	76	437	5.8	5	62
2011	10-8	145	1168	8.1	9	68
2013	12-12	153	951	6.2	13	86
<b>Career</b>	<b>35-21</b>	<b>374</b>	<b>2556</b>	<b>6.8</b>	<b>27</b>	<b>86</b>



**WR #21**

**Bud Sasser (Jr.)**  
6-2, 210, Denton, Texas (Ryan)  
Major: General Studies

- Two catches for 72 yards at No. 24 Ole Miss (Nov. 23), including 60-yarder.
- Three catches, 43 yards in the 48-17 win at Kentucky (Nov. 9).
- One catch in the win vs. No. 22 Florida (Oct. 19), but the opening TD, a 20-yard strike from Mauk at just 14:38 in the 1Q.
- Made play of the game in 41-26 win at No. 7 Georgia (Oct. 12), throwing a 40-yard TD bomb to Washington on a WR screen pass in the 4Q.
- Career-high four catches in the win vs. Murray State (Aug. 31).

Year	GP-GS	Rec.	Yds.	Avg.	TD	Long
2011	9-0	3	16	5.3	0	9
2012	12-6	10	231	23.1	1	85
2013	12-9	20	292	14.6	1	60
<b>Career</b>	<b>33-15</b>	<b>33</b>	<b>539</b>	<b>16.3</b>	<b>2</b>	<b>85</b>

**MIZZOU OFFENSE NOTABLE PLAYERS**



**TB #32**

**Russell Hansbrough (So.)**  
5-9, 190, Arlington, Texas (Bowie)  
Major: Undeclared

- 11th in the SEC in rushing avg. with his 6.33 mark.
- Weaved through Tennessee defense for 26-yard scoring run to ice the 31-3 win (Nov. 2).
- Second career 100-yard game (104 yards, 13 att.) secured with a 45-yard TD sprint late in the 45-28 win at Indiana (Sept. 21).
- Exploded for 104 yards (8 att.) in the win vs. Murray State (Aug. 31), using a 51-yard dash to score his second career TD.

Year	GP-GS	Att.	Yds.	Avg.	TD	Long
2012	9-0	37	139	3.8	0	14
2013	12-0	99	624	6.3	4	51
<b>Career</b>	<b>21-0</b>	<b>136</b>	<b>763</b>	<b>5.6</b>	<b>4</b>	<b>51</b>



**TB #36**

**Morgan Steward (RSFr.)**  
6-0, 210, Kansas City, Mo. (Staley)  
Major: Communications

- Forced fumble vs. Texas A&M extended Mizzou's takeaway streak, stripping an Aggie returner on a 2Q punt return.
- Six carries for 32 yards to close out win vs. Tennessee (Nov. 2).
- Scored in his debut game for Mizzou after a redshirt season (2012), scoring from one yard out in the Murray State win (Aug. 31).
- Came to Mizzou as career rushing leader at Staley HS with 4,184 yards (46 rushing TDs).

Year	GP-GS	Att.	Yds.	Avg.	TD	Long
2013	10-0	21	84	4.0	1	14
<b>Career</b>	<b>10-0</b>	<b>21</b>	<b>84</b>	<b>4.0</b>	<b>1</b>	<b>14</b>




**LT #68**

**Justin Britt (Sr.)**  
6-2, 210, Denton, Texas (Ryan)  
Major: Master's in Education, Counseling & Psychology

- Top OL grade for Tennessee win (Nov. 2) grading at 94 percent with three pancakes, five knock downs and two cut blocks, and earned SEC Offensive Line Player of the Week for his play.
- Most experienced member of Mizzou's o-line with 32 career starts and 45 appearances to his credit.
- Had second season as a starter cut short due to a knee injury, finishing with nine starting nods in 2012 between right and left tackle.
- Started all 13 games at left tackle in 2011.
- Appeared in all 13 games as a reserve lineman as a freshman in 2011

Year	Games	Starts
2010	13	0
2011	13	13
2012	9	9
2013	12	12
<b>Career</b>	<b>47</b>	<b>34</b>



**C #77**

**Evan Boehm (So.)**  
6-3, 315, Lee's Summit, Mo. (West)  
Major: Business

- First game action at center came in start vs. Murray State (Aug. 31) after he moved to the position during spring drills in 2013.
- Made all 12 starts as a freshman in 2012 at left guard.
- Named to the Rimington Trophy's Fall Watch List.
- Earned Freshman All-America nods from *College Football News* (First Team) and *Fox Sports* (Second Team).
- Last name pronounced: BAY-m

Year	Games	Starts
2012	12	12
2013	11	11
<b>Career</b>	<b>23</b>	<b>23</b>



**WR #85**

**Marcus Lucas (Sr.)**  
6-5, 220, Liberty, Mo. (Liberty)  
Major: Business

- Led Mizzou with 3 catches for 59 yards at No. 24 Ole Miss (Nov. 23).
- Four catches, 75 yards and one TD in the win vs. Tennessee (Nov. 2), surpassing his previous season-high with 522 receiving yards.
- Led Mizzou with 5 catches for 57 yards vs. No. 22 Florida (Oct. 19).
- First career 100-yard game with a career-best 10 catches for 101 yards in the 45-28 win at Indiana (Sept. 21).
- Most experienced WR with 46 appearances and 20 starts to his credit.

Year	GP-GS	Rec.	Yds.	Avg.	TD	Long
2010	10-0	3	23	7.7	0	11
2011	13-3	23	414	18.0	5	53
2012	12-6	46	509	11.1	3	41
2013	12-12	50	596	11.9	2	40
<b>Career</b>	<b>47-21</b>	<b>122</b>	<b>1542</b>	<b>12.6</b>	<b>10</b>	<b>53</b>



**WR #88**

**Jimmie Hunt (Jr.)**  
6-0, 215, Cahokia, Ill. (Cahokia)  
Major: Health Sciences

- Season-long grab of 52 yards in a 3-catch, 69-yard game in the win vs. No. 22 Florida (Oct. 19).
- Set new career-best with six catches in the 45-28 win at Indiana (Sept. 21), totaling 44 yards.
- Grabbed 22-yard TD catch in the win vs. Murray State (Aug. 31).
- Returned a kickoff 87 yards for a TD in the four OT win at Tennessee last season.

Year	GP-GS	Rec.-Yds.	Avg.	TD	Long	KO Ret.	Avg.	TDs
2011	12-0	1-54	54.0	1	54	4-58	14.9	0
2012	12-0	11-199	18.1	3	33	3-110	36.7	1
2013	12-0	20-239	11.9	1	52	0-0	0.0	0
<b>Career</b>	<b>36-0</b>	<b>32-492</b>	<b>15.4</b>	<b>5</b>	<b>54</b>	<b>7-168</b>	<b>24.0</b>	<b>1</b>



**PK #99**

**Andrew Baggett (So.)**  
6-1, 215, Lee's Summit, Mo. (North)  
Major: Mechanical Engineering

- Connected on a 33-yd. FG at 7:31 2Q in the win at No. 24 Ole Miss.
- Set new Mizzou record for scoring by a kicker with 18 points in the 36-17 win vs. No. 22 Florida and matched school-record with 5 FG makes (43, 19, 39, 33, 28).
- Touchbacks on 6-of-7 att. in the win at No. 7 Georgia (Oct. 12).
- Hit 3-of-3 FG attempts (44, 29, 41) in the 51-28 win at Vanderbilt (Oct. 5), totaling a career-high 15 points in the game.

Year	FG-FGA	Pct.	Long	1-19	20-29	30-39	40-49	50+	PATs
2012	14-20	70.0	46	0-0	5-6	4-5	5-9	0-0	33-37
2013	14-21	66.7	44	1-1	4-7	5-7	4-6	0-0	57-60
<b>Career</b>	<b>28-41</b>	<b>68.3</b>	<b>46</b>	<b>1-1</b>	<b>9-13</b>	<b>9-12</b>	<b>9-14</b>	<b>0-0</b>	<b>90-97</b>



**MIZZOU DEFENSE NOTABLE PLAYERS**



**DB #1**

**John Gibson (RSFr.)**  
6-0, 185, Missouri City, Texas (Marshall)  
Major: General Studies

- Fell on a Texas A&M fumble on a punt return, stripped by Morgan Steward, to continue Mizzou's takeaway streak.
- Season-best three tackles in the win at No. 24 Ole Miss (Nov. 23).
- Recorded the first interception of his Mizzou career in the game vs. South Carolina (Oct. 26), late in 2Q action.
- Broke up two passes while filling into a depleted secondary during the win at No. 7 Georgia (Oct. 12).

Year	GP-GS	Tackles	UA-A	INT-Yds.	PBU
2013	9-0	10	6-4	1-0	3
<b>Career</b>	<b>9-0</b>	<b>10</b>	<b>6-4</b>	<b>1-0</b>	<b>3</b>



**DB #7**

**Randy Ponder (Sr.)**  
5-10, 195, Edmond, Okla. (Santa Fe)  
Major: Health Profession

- Career-best three PBUs and his fourth career INT in the 24-10 win at No. 24 Ole Miss (Nov. 23), along with six tackles.
- Huge 4Q INT in the 41-26 win at No. 7 Georgia (Oct. 12)
- Eight tackles in the 51-28 win at Vanderbilt (Oct. 5).
- Two PBUs in win vs. Toledo (Sept. 7), a previous career-best.
- Originally came to Mizzou as a walk-on, but was awarded a scholarship after the 2011 season.

Year	GP-GS	Tackles	UA-A	INT-Yds.	PBU
2011	13-3	37	25-12	1-45	5
2012	12-2	45	29-16	1-11	2
2013	11-11	41	27-14	2-23	6
<b>Career</b>	<b>36-16</b>	<b>123</b>	<b>81-42</b>	<b>4-79</b>	<b>13</b>



**LB #8**

**Donovan Bonner (Sr.)**  
6-1, 245, Dallas, Texas (Lincoln)  
Major: General Studies

- Four tackles in the 48-17 win at Kentucky (Nov. 9) including the first sack of his career (7 yards lost).
- Tied for team-lead with 6 tackles in win vs. Tennessee (Nov. 2), setting a new season-best with 40 stops.
- Career-high 10 tackles in the 51-28 win at Vanderbilt (Oct. 5).
- Three tackles, including 1.0 TFL, in 41-19 win vs. ASU (Sept. 28).
- Veteran linebacker with 46 games of experience under his belt..

Year	GP-GS	TKLs	UA-A	TFL-Yds.	SKs	INT-Yds.	FF
2009	12-0	9	7-2	1.0-3	0.0-0	0-0	0
2011	13-0	13	6-7	0.0-0	0.0-0	0-0	2
2012	11-3	39	22-17	2.0-3	0.0-0	1-13	4
2013	11-6	45	26-19	3.0-12	1.0-7	0-0	0
<b>Career</b>	<b>47-9</b>	<b>106</b>	<b>61-45</b>	<b>6.0-18</b>	<b>1.0-7</b>	<b>1-13</b>	<b>6</b>



**S #9**

**Braylon Webb (Jr.)**  
6-0, 205, Gilmer, Texas (Gilmer)  
Major: Parks, Rec and Tourism

- Two PBUs in the 24-10 win at No. 24 Ole Miss (Nov. 23).
- Nine tackles in the 48-17 win at Kentucky (Nov. 9).
- Two stops, but second INT of career in the win vs. Tennessee.
- Career-best three PBUs in the win at No. 7 Georgia (Oct. 12).
- Tied for team-lead in tackles with 10 stops in the win at Vanderbilt (Oct. 5), also recording a PBU.
- Has made 22 starts at free safety over the last three seasons.

Year	GP-GS	TKLs	UA-A	TFL-Yds.	FF-FR	INT	PBU
2011	11-4	36	21-15	0.0-0	0-1	0	0
2012	12-12	64	36-28	1.5-3	0-1	0	0
2013	11-11	67	45-24	1.5-12	0-0	2	7
<b>Career</b>	<b>34-27</b>	<b>169</b>	<b>96-67</b>	<b>3.0-15</b>	<b>0-2</b>	<b>2</b>	<b>7</b>



**LB #10**

**Kentrell Brothers (So.)**  
6-1, 240, Guthrie, Okla. (Guthrie)  
Major: Parks, Rec and Tourism

- Tied for team-best with 8 tackles in win vs. Texas A&M (Nov. 30).
- Only Mizzou LB to start every game thus far in 2013.
- Six tackles (1.0 TFL) in the 24-10 win at No. 24 Ole Miss (Nov. 23).
- Third INT came late in the 4Q in the win at No. 7 Georgia (Oct. 12), and also reset his career-high in tackles with 10 stops.
- Second INT of the season in the 51-28 victory at Vanderbilt (Oct. 5), also setting a then-career-best with six tackles.

Year	GP-GS	TKLs	UA-A	TFL-Yds.	SKs-Yds	INT	PBU
2012	11-0	14	7-7	0.0-0	0.0-0	0	1
2013	11-11	51	30-21	5.0-7	1.0-2	3	3
<b>Career</b>	<b>22-11</b>	<b>65</b>	<b>37-28</b>	<b>5.0-7</b>	<b>1.0-2</b>	<b>3</b>	<b>4</b>



**DB #11**

**Aarion Penton (Fr.)**  
5-10, 185, St. Louis, Mo. (Christian Brothers)  
Major: Undeclared

- Made first career start in the 36-17 win vs. No. 22 Florida (Oct. 19) and recorded his first interception in the 1Q.
- Recorded 59 catches for 896 yards and eight TDs as a senior at CBC High School in 2012 for head coach Scott Pingel.
- Ranked No. 15 overall in the state of Missouri's class of 2013 by *Rivals.com* and No. 16 by *ESPN.com*
- First name is pronounced "AIR-ee-on".

Year	GP-GS	Tackles	UA-A	TFL-Yds.	PBU	INT
2013	11-2	14	12-2	1.0-1	1	1-3
<b>Career</b>	<b>11-2</b>	<b>14</b>	<b>12-2</b>	<b>1.0-1</b>	<b>1</b>	<b>1-3</b>



**LB #12**

**Darwin Ruise (Jr.)**  
6-1, 240, Glen St. Mary, Fla. (Baker County)  
Major: General Studies

- Five tackles in the 24-10 win at No. 24 Ole Miss (Nov. 23).
- Recovered fumble in 3Q action in the 48-17 win at Kentucky (Nov. 9).
- Jarred loose a ball for his first career forced fumble in 2Q action of the win vs. Tennessee (Nov. 2).
- First INT as a Tiger in the 45-28 win at Indiana, returning it 19 yards.
- Career-best six tackles in the victory over Toledo.
- Appeared in 12 games in 2012, primarily on special teams units.

Year	GP-GS	TKLs	UA-A	TFL-Yds.	SKs-Yds	INT	PBU
2011	12-0	2	0-2	0.0-0	0.0-0	0	0
2012	12-0	7	5-2	0.0-0	0.0-0	0	0
2013	11-0	38	24-14	0.0-0	0.0-0	1	1
<b>Career</b>	<b>35-0</b>	<b>47</b>	<b>29-18</b>	<b>0.0-0</b>	<b>0.0-0</b>	<b>1</b>	<b>1</b>



**S #17**

**Matt White (Sr.)**  
6-0, 195, Keller, Texas (Keller)  
Major: Industrial Engineering

- Seven tackles in the 28-21 win vs. No. 19 Texas A&M (Nov. 30).
- Two PBUs to match career-high in the win at No. 24 Ole Miss (Nov. 23).
- Matched career-high with seven tackles in the 48-17 win at Kentucky (Nov. 9).
- Forced the first career fumble vs. No. 20 South Carolina (Oct. 26).
- Grabbed first INT of his career in the 38-23 win vs. Toledo (Sept. 7).
- Has played in every game of his career thus far at Mizzou.

Year	GP-GS	TKLs	UA-A	TFL-Yds.	PBU	INT	FF-FR
2010	13-0	18	10-8	0.0-0	2	0	0-0
2011	13-5	47	28-19	1.5-7	4	0	0-0
2012	12-0	23	15-8	0.5-2	2	0	0-0
2013	11-11	45	31-14	0.0-0	4	1	1-1
<b>Career</b>	<b>49-16</b>	<b>133</b>	<b>84-49</b>	<b>2.0-9</b>	<b>12</b>	<b>1</b>	<b>1-1</b>



**S #21**

**Ian Simon (So.)**  
6-0, 195, Mansfield, Texas (Legacy)  
Major: General Studies

- Made seventh start of 2013 as fifth DB in the 28-21 win vs. No. 19 Texas A&M, recording a career-high 1.5 TFL among 4 tackles.
- Matched career-high in stops (6) vs. Tennessee (Nov. 2), also setting a new career-best in PBUs (2).
- Four tackles and one PBU in the win vs. No. 22 Florida (Oct. 19).
- Six tackles in the 41-26 win at No. 7 Georgia (Oct. 12).
- Grabbed first interception of his career vs. Toledo (Sept. 7).

Year	GP-GS	TKLs	UA-A	TFL-Yds.	PBU	QBH	INT
2012	10-0	14	5-9	1.0-3	1	1	0
2013	11-6	33	17-16	2.0-5	4	0	1
<b>Career</b>	<b>21-6</b>	<b>47</b>	<b>22-25</b>	<b>3.0-8</b>	<b>5</b>	<b>1</b>	<b>1</b>



**DB #31**

**E.J. Gaines (Sr.)**  
5-11, 195, Independence, Mo. (Fort Osage)  
Major: General Studies

- Locked down Aggie WR Mike Evans (4 rec., 8 yds.) in the 28-21 win vs. No. 19 Texas A&M, recording six tackles in the process.
- Returned to starting lineup in win vs. Tennessee, tying for team-lead in stops (6) and grabbing his fourth INT of 2013.
- Missed the Florida and South Carolina games due to injury.
- Third INT of 2013 vs. Arkansas State (Sept. 28), a new season-high.
- Career-night with two INT in the win vs. Murray State (Aug. 31).

Year	GP-GS	TKLs	UA-A	TFL-Yds.	Int-Yds.	PBU
2010	13-0	26	19-7	0.0-0	0-0	1
2011	13-13	69	49-20	3.0-6	2-54	16
2012	12-12	74	58-16	7.0-19	1-0	11
2013	9-9	46	40-13	3.0-12	4-15	2
<b>Career</b>	<b>47-34</b>	<b>222</b>	<b>166-56</b>	<b>13.0-37</b>	<b>7-69</b>	<b>30</b>

**MIZZOU DEFENSE NOTABLE PLAYERS**



**DL #33**

**Markus Golden (Jr.)**

6-3, 260, St. Louis, Mo. (Afton)  
Major: General Studies

- Six tackles, including 1.0 sack, as well as 2 QBH vs. Texas A&M.
- Matched career-high with 2.0 TFL at No. 24 Ole Miss (Nov. 23).
- Career-high eight tackles in the game vs. South Carolina (Oct. 26).
- Made one of the plays of the Toledo win (Sept. 7), returning an interception 70 yards to put Mizzou up 24-9 at 11:40 3Q.
- Came to Mizzou from Hutchinson CC, where he redshirted one season (2011) after posting an impressive freshman campaign (2010).

Year	GP-GS	TKLs	UA-A	TFL-Yds.	SKs-Yds	FF-FR	INT	QBH
2012	12-0	10	6-4	0.0-0	0.0-0	1-0	0	0
2013	11-0	44	29-15	12.0-53	5.5-34	1-2	1	7
<b>Career</b>	<b>23-0</b>	<b>54</b>	<b>35-19</b>	<b>12.0-53</b>	<b>5.5-34</b>	<b>2-2</b>	<b>1</b>	<b>7</b>



**DL #47**

**Kony Ealy (Jr.)**

6-5, 275, New Madrid, Mo. (New Madrid)  
Major: Agribusiness Management

- Leads Mizzou with 14 QBHs in 2013.
- 1.0 sack and 1 QBH in the 28-21 win vs. No. 19 Texas A&M (Nov. 30).
- Huge game with 3.0 sacks in the victory at Kentucky (Nov. 9).
- Four tackles, including 1.0 sack (9 yards lost) vs. Florida (Oct. 19).
- Career-best 2.0 sacks (13-yards lost) in the win at Vanderbilt (Oct. 5).
- Leaping INT and return at the line of scrimmage in the win at Indiana, taking the ball 49 yards for a touchdown at 1:57 2Q.

Yr.	GP-GS	TKLs	UA-A	TFL-Yds.	SKs-Yds.	INT	PBU	QBH
2011	12-1	13	6-7	3.0-13	1.0-8	0	0	0
2012	12-10	37	17-20	10.0-39	3.5-28	0	7	5
2013	11-11	27	18-9	8.0-36	6.5-33	1	5	14
<b>Car.</b>	<b>34-21</b>	<b>77</b>	<b>41-36</b>	<b>21.0-88</b>	<b>11.0-69</b>	<b>1</b>	<b>12</b>	<b>19</b>



**LB #48**

**Andrew Wilson (Sr.)**

6-3, 240, Peculiar, Mo. (Raymore-Peculiar)  
Major: Master's in Education, Counseling & Psychology

- Team-best 8 tackles and season-best 2.0 TFL in the 28-21 win vs. No. 19 Texas A&M (Nov. 30).
- Led Mizzou with 10 tackles in the 48-17 win at Kentucky (Nov. 9).
- Led Mizzou with 11 tackles (0.5 TFL) in the win at No. 7 Georgia.
- Career-best 17 tackles (8 solo) in the 41-19 win vs. Arkansas State (Sept. 28), tied for the second-most tackles in Pinkel's tenure.
- Led Mizzou for a second-straight season in 2012 with 79 tackles.

Year	GP-GS	TKLs	UA-A	TFL-Yds.	SKs-Yds.
2010	13-3	42	24-18	0.5-6	0.5-6
2011	13-9	98	47-51	9.5-22	0.5-2
2012	12-11	79	44-35	2.5-4	0.5-2
2013	11-10	79	39-40	4.0-5	0.0-0
<b>Career</b>	<b>49-33</b>	<b>298</b>	<b>154-144</b>	<b>16.5-37</b>	<b>1.5-10</b>



**DL #52**

**Michael Sam (Sr.)**

6-2, 255, Hitchcock, Texas (Hitchcock)  
Major: Parks, Rec and Tourism

- 1.0 TFL and 0.5 sack among 5 stops vs. Texas A&M (Nov. 30).
- 3.0 TFL and 1.0 sack in the game vs. No. 20 S. Carolina (Oct. 26).
- Third game with 3.0 sacks in the win vs. No. 22 Florida (Oct. 19).
- Scooped and scored off a Georgia fumble to put Mizzou up 28-10 at 5:46 2Q, returning the ball 21 yards to the end zone.
- Second game with 3.0 sacks in the win at Vanderbilt (Oct. 5).
- Knack for being around the ball, with two INTs, five FFs and two FRs.

Year	GP-GS	TKLs	UA-A	TFL-Yds.	SKs	FF-FR	INT	QBH
2010	13-0	24	11-13	7.0-29	3.5-20	2-0	1	2
2011	13-1	29	16-13	3.0-9	1.5-4	0-0	1	4
2012	12-9	22	9-13	7.0-39	4.5-30	2-1	0	4
2013	11-11	37	27-10	17.0-88	10.0-63	1-1	0	9
<b>Career</b>	<b>49-21</b>	<b>112</b>	<b>63-49</b>	<b>34.0-165</b>	<b>19.5-117</b>	<b>5-2</b>	<b>2</b>	<b>19</b>



**DL #55**

**Brayden Burnett (Sr.)**

6-2, 245, Southlake, Texas (Carroll)  
Major: Master's in Education, Counseling & Psychology

- One tackle, but a sack for three yards lost in the 41-19 win vs. Arkansas State (Sept. 28).
- Four tackles (three solo) in the Murray State win (Aug. 31) to match a career-best.
- Three-time academic honoree for Mizzou, earning 2012 SEC Academic Honor Roll recognition after two First Team Academic All-Big 12 selections (2010,11).

Year	GP-GS	TKLs	UA-A	TFL-Yds.	SKs-Yds.
2010	13-0	5	4-1	0.0-0	0.0-0
2011	12-1	15	9-6	4.0-21	2.5-18
2012	12-0	6	3-3	0.0-0	0.0-0
2013	11-0	10	6-4	1.0-3	1.0-3
<b>Career</b>	<b>48-1</b>	<b>36</b>	<b>22-14</b>	<b>5.0-24</b>	<b>3.5-21</b>



**DL #56**

**Shane Ray (So.)**

6-3, 245, Kansas City, Mo. (Bishop Miege)  
Major: Parks, Rec and Tourism

- Fourth-straight game with a sack in the win at Kentucky (Nov. 9).
- Two tackles, including 1.0 TFL and 0.5 sack, in the win vs. Tenn.
- Another sack/strip in the win vs. No. 22 Florida (Oct. 19), with the sack resulting in 10 yards lost late in the 4Q.
- Sacked and stripped Georgia QB Aaron Murray of the football at 5:46 2Q to result in Sam's score in the 41-26 win at No. 7 Georgia.
- Father, Wendell, starred for Mizzou at DE from 1978-80.

Year	GP-GS	TKLs	UA-A	TFL-Yds.	SKs-Yds.	FF-FR	QBH
2012	12-0	16	8-8	2.5-5	0.0-0	0-1	3
2013	11-0	33	24-9	9.0-45	4.5-37	2-0	9
<b>Career</b>	<b>23-0</b>	<b>49</b>	<b>32-17</b>	<b>11.5-50</b>	<b>4.5-37</b>	<b>2-1</b>	<b>12</b>



**DL #89**

**Matt Hoch (Jr.)**

6-5, 295, Harlan, Iowa (Harlan)  
Major: Middle School Education

- 5 stops, including 0.5 sack, in the 28-21 win vs. Texas A&M (Nov. 30).
- Career-high 2.0 TFL among four stops in the win at Kentucky (Nov. 9).
- Recorded first sack of the season among 3 stops in the win vs. No. 22 Florida (Oct. 19).
- Career-best seven tackles in the win at No. 7 Georgia (Oct. 12).
- Came to Mizzou as a tight end in 2010 before becoming a mainstay in the defensive trenches as a sophomore in 2012.

Year	GP-GS	TKLs	UA-A	TFL-Yds.	SKs-Yds.	PBU	FF-FR
2011	11-0	2	1-1	1.0-10	1.0-10	0	0-0
2012	12-12	36	19-17	4.5-15	2.0-10	3	0-0
2013	10-10	30	17-13	3.5-12	2.5-11	1	1-0
<b>Career</b>	<b>33-22</b>	<b>68</b>	<b>37-31</b>	<b>9.0-37</b>	<b>5.5-31</b>	<b>4</b>	<b>1-0</b>



**DL #90**

**Harold Brantley (RSFr.)**

6-3, 290, Hershey, Pa. (Hershey)  
Major: Undeclared

- Incredible game at No. 24 Ole Miss included a blocked FG and a 26-yard rush on a Mizzou fake punt attempt.
- Three tackles and a career-best two PBUs in the win vs. Arkansas State (Sept. 28), his first career start.
- Career-high 2.0 TFL in the 45-28 win at Indiana (Sept. 21).
- Added 20 pounds to his well-sized frame during his redshirt season in 2012, after being a late addition to the 2012 signing class.

Year	GP-GS	TKLs	UA-A	TFL-Yds.	SKs-Yds.	PBU	QBH	FF-FR
2013	11-5	20	11-9	3.5-5	0.0-0	3	1	0-1
<b>Career</b>	<b>11-5</b>	<b>20</b>	<b>11-9</b>	<b>3.5-5</b>	<b>0.0-0</b>	<b>3</b>	<b>1</b>	<b>0-1</b>



**P #92**

**Christian Brinser (Jr.)**

6-2, 200, Liberty, Mo. (Liberty)  
Major: Education

- 7 punts with a 42.0 average, downing 4 inside the 20 and allowing only 1 return against Texas A&M (Nov. 30).
- Averaged 48.5 yards on four punts with a new career-long 61-yard boot in the 48-17 win at Kentucky (Nov. 9).
- Landed three of his seven punts (38.4 avg.) inside the 20 in the 41-26 win at No. 7 Georgia (Oct. 12).
- 2012 SEC Academic Honor Roll selection.

Year	GP-GS	Punts	Yards	Avg.	Long	TB	FC	I20
2011	1-0	1	47	47.0	47	0	0	0
2013	11-11	49	1984	40.5	61	5	9	19
<b>Career</b>	<b>12-11</b>	<b>49</b>	<b>1984</b>	<b>40.6</b>	<b>61</b>	<b>5</b>	<b>9</b>	<b>19</b>



**DL #96**

**Lucas Vincent (Jr.)**

6-2, 305, Olathe, Kan. (North)  
Major: Agriculture

- Four stops, with 1.0 TFL, in start at No. 24 Ole Miss (Nov. 23).
- Four tackles, including 1.0 TFL, in the win at Kentucky (Nov. 9).
- Three tackles and a forced fumble in the win at No. 7 Georgia.
- Recorded a sack among four stops in the season-opening win vs. Murray State (Aug. 31), his first career start.
- Has played in every game of his career thus far, including all 13 games a redshirt freshman in 2011.

Year	GP-GS	TKLs	UA-A	TFL-Yds.	SKs-Yds.	PBU	QBH	FF
2011	13-0	11	3-8	2.0-4	0.0-0	1	2	0
2012	12-0	3	1-2	0.0-0	0.0-0	0	0	0
2013	11-7	29	16-13	5.0-18	1.5-4	1	0	1
<b>Career</b>	<b>36-7</b>	<b>43</b>	<b>20-23</b>	<b>7.0-22</b>	<b>1.5-4</b>	<b>2</b>	<b>2</b>	<b>1</b>

**MISSOURI PLAYER CAREER SINGLE-GAME BEST CHART**
**PASSING (Alphabetically)**

	<b>COMP.</b>	<b>ATT.</b>	<b>YDS.</b>	<b>LONG</b>	<b>TDs</b>	<b>INTs</b>
<b>BERKSTRESSER</b>	<b>21</b>	<b>41</b>	<b>198</b>	<b>85</b>	<b>1</b>	<b>2</b>
	vs. Ariz. St., 2012	vs. Ariz. St., 2012	vs. Ariz. St., 2012	vs. Vandy, 2012	3 Times	Twice
<b>FRANKLIN</b>	<b>33</b>	<b>51</b>	<b>343</b>	<b>80 (TD)</b>	<b>4</b>	<b>4</b>
	at Baylor, 2011	at Florida, 2012	at Indiana, 2013	at UCF, 2012	Twice	at Florida, 2012
<b>MAUK</b>	<b>318</b>	<b>36</b>	<b>295</b>	<b>96 (TD)</b>	<b>5</b>	<b>1</b>
	vs. Florida, 2013	vs. Florida, 2013	vs. Florida, 2013	vs. S. Carolina, 2013	at Kentucky, 2013	Twice

**RUSHING (Alphabetically)**

	<b>ATT.</b>	<b>YDS.</b>	<b>LONG</b>	<b>TDs</b>
<b>BERKSTRESSER</b>	<b>18</b>	<b>25</b>	<b>12</b>	<b>1</b>
	vs. Ariz. St., 2012	Twice	vs. SELA, 2012	Twice
<b>FRANKLIN</b>	<b>27</b>	<b>152</b>	<b>34</b>	<b>2</b>
	at Arizona St., 2011	vs. Texas Tech, 2011	vs. Colorado, 2010	5 Times
<b>GREEN-BECKHAM</b>	<b>4</b>	<b>19</b>	<b>10</b>	-
	vs. Ariz. St., 2012	vs. Ariz. St., 2012	vs. Ariz. St., 2012	
<b>HANSBROUGH</b>	<b>13</b>	<b>104</b>	<b>51</b>	<b>2</b>
	at Indiana, 2013	Twice	vs. Murray State, 2013	vs. Murray State, 2013
<b>JOSEY</b>	<b>25</b>	<b>263</b>	<b>86 (TD)</b>	<b>3</b>
	vs. Oklahoma St., 2011	vs. W. Illinois, 2011	at Kentucky, 2013	Twice
<b>MAUK</b>	<b>13</b>	<b>114</b>	<b>28</b>	<b>1</b>
	vs. Tennessee, 2013	vs. Tennessee, 2013	vs. Tennessee, 2013	vs. Florida, 2013
<b>MURPHY</b>	<b>16</b>	<b>74</b>	<b>69 (TD)</b>	<b>2</b>
	at Ole Miss, 2013	at Texas Tech, 2010	at Texas Tech, 2010	vs. South Carolina, 2013
<b>STEWART</b>	<b>8</b>	<b>32</b>	<b>14</b>	<b>1</b>
	vs. Murray State, 2013	vs. Tennessee, 2013	vs. Tennessee, 2013	vs. Murray State, 2013
<b>G. WHITE</b>	<b>10</b>	<b>36</b>	<b>17</b>	-
	vs. W. Illinois, 2011	vs. W. Illinois, 2011	vs. W. Illinois, 2011	

**RECEIVING (Alphabetically)**

	<b>REC.</b>	<b>YDS.</b>	<b>LONG</b>	<b>TDs</b>
<b>CLARK</b>	<b>5</b>	<b>51</b>	<b>14</b>	-
	vs. Murray State, 2013	vs. Murray State, 2013	vs. Murray State, 2013	
<b>COPELIN</b>	<b>1</b>	<b>51</b>	<b>51</b>	-
	Twice	vs. Toledo	vs. Toledo	
<b>CULKIN</b>	<b>1</b>	<b>6</b>	<b>6</b>	-
	vs. Murray State, 2013	vs. Murray State, 2013	vs. Murray State, 2013	
<b>GREEN-BECKHAM</b>	<b>8</b>	<b>105</b>	<b>80 (TD)</b>	<b>4</b>
	at Indiana, 2013	at Indiana, 2013	at UCF, 2012	at Kentucky, 2013
<b>J. HUNT</b>	<b>6</b>	<b>56</b>	<b>54 (TD)</b>	<b>1</b>
	at Indiana, 2013	vs. Syracuse, 2012	vs. W. Illinois, 2011	5 Times
<b>JOSEY</b>	<b>2</b>	<b>51</b>	<b>36</b>	<b>1</b>
	5 Times	at Arizona St., 2011	at Arizona St., 2011	at Kentucky, 2013
<b>LUCAS</b>	<b>10</b>	<b>101</b>	<b>53</b>	<b>1</b>
	at Indiana, 2013	at Indiana, 2013	vs. Kansas, 2011	10 Times
<b>MURPHY</b>	<b>3</b>	<b>20</b>	<b>9</b>	-
	Twice	at Florida, 2012	Twice	
<b>SASSER</b>	<b>4</b>	<b>101</b>	<b>85 (TD)</b>	<b>1</b>
	vs. Murray State, 2013	vs. Vandy, 2012	vs. Vandy, 2012	Twice
<b>WASHINGTON</b>	<b>7</b>	<b>115</b>	<b>96 (TD)</b>	<b>2</b>
	at Georgia, 2013	at Georgia, 2013	vs. South Carolina, 2013	Twice
<b>WATERS</b>	<b>3</b>	<b>42</b>	<b>42 (TD)</b>	<b>1</b>
	Twice	at Texas A&M, 2011	at Texas A&M, 2011	Twice
<b>D. WHITE</b>	<b>2</b>	<b>44</b>	<b>37 (TD)</b>	<b>1</b>
	vs. Murray State, 2013	vs. Murray State, 2013	vs. Murray State, 2013	vs. Murray State, 2013



**MISSOURI PLAYER CAREER SINGLE-GAME BEST CHART**

**DEFENSIVE (Alphabetically)**

	<b>TACKLES</b>	<b>TFL</b>	<b>SACKS</b>	<b>INT</b>	<b>PBU</b>	<b>FF</b>	<b>FR</b>
<b>AUGUSTA</b>	<b>3</b> vs. Murray State, 2013	<b>2.0</b> vs. Murray State, 2013	<b>1.0</b> Twice	- -	- -	- -	- -
<b>BONNER</b>	<b>10</b> at Vanderbilt, 2013	<b>2.0</b> vs. Vanderbilt, 2012	<b>1.0</b> at Kentucky, 2013	<b>1</b> vs. UGA, 2012	<b>1</b> vs. SELA, 2012	<b>2</b> vs. Kansas, 2011	- -
<b>BRANTLEY</b>	<b>4</b> vs. South Carolina, 2013	<b>2.0</b> at Indiana, 2013	- -	- -	<b>2</b> vs. Ark. State, 2013	- -	<b>1</b> vs. Florida, 2013
<b>BROTHERS</b>	<b>10</b> at Georgia, 2013	<b>1.0</b> 4 Times	<b>1.0</b> vs. Murray St., 2013	<b>1</b> 3 Times	<b>2</b> at Indiana, 2013	- -	- -
<b>BURNETT</b>	<b>4</b> Twice	<b>2.0</b> vs. W. Illinois, 2011	<b>1.5</b> vs. W. Illinois, 2011	- -	- -	<b>1</b> vs. Miami (OH), 2011	- -
<b>EALY</b>	<b>6</b> at Kentucky, 2013	<b>3.0</b> at Kentucky, 2013	<b>2.0</b> Twice	<b>1</b> at Indiana, 2013	<b>2</b> 3 Times	<b>1</b> Twice	<b>1</b> vs. S. Carolina, 2013
<b>GAINES</b>	<b>13</b> at UCF, 2012	<b>2.5</b> at Kansas St., 2011	- -	<b>2</b> vs. Murray State, 2013	<b>4</b> at TAMU, 2011	<b>1</b> 3 Times	<b>1</b> Twice
<b>GIBSON</b>	<b>3</b> at Ole Miss, 2013	- -	- -	<b>1</b> vs. South Carolina, 2013	<b>1</b> at Georgia, 2013	- -	<b>1</b> vs. Texas A&M, 2013
<b>GOLDEN</b>	<b>8</b> vs. South Carolina, 2013	<b>2.0</b> Twice	<b>1.5</b> at Vandy, 2013	<b>1</b> vs. Toledo, 2013	- -	<b>1</b> Twice	<b>1</b> Twice
<b>HOCH</b>	<b>7</b> at Georgia, 2013	<b>2.0</b> at Kentucky, 2013	<b>1.0</b> 5 Times	- -	<b>2</b> at Florida, 2012	<b>1</b> vs. S. Carolina, 2013	- -
<b>D. JOHNSON</b>	<b>2</b> vs. Murray State, 2013	<b>1.0</b> vs. Murray State, 2013	- -	- -	- -	- -	- -
<b>PAYTON</b>	<b>2</b> vs. Murray State, 2013	<b>1.0</b> vs. Murray State, 2013	- -	- -	<b>1</b> vs. Murray St., 2013	- -	- -
<b>PENTON</b>	<b>3</b> Twice	<b>1.0</b> vs. Florida, 2013	- -	<b>1</b> vs. Florida, 2013	<b>1</b> vs. Florida, 2013	- -	- -
<b>PONDER</b>	<b>9</b> vs. Texas Tech, 2011	<b>1.0</b> Twice	<b>1.0</b> Twice	<b>1</b> 4 Times	<b>3</b> at Ole Miss, 2013	<b>1</b> at TAMU, 2011	- -
<b>RAY</b>	<b>7</b> vs. Arkansas State, 2013	<b>2.0</b> vs. Ark. State, 2013	<b>1.0</b> 5 Times	- -	- -	<b>1</b> Twice	- -
<b>RUISE</b>	<b>6</b> vs. Toledo, 2013	- -	- -	<b>1</b> at Indiana, 2013	- -	<b>1</b> vs. Tennessee, 2013	<b>1</b> at Kentucky, 2013
<b>SAM</b>	<b>7</b> vs. Murray State, 2013	<b>3.0</b> 4 Times	<b>3.0</b> 3 Times	<b>1</b> Twice	<b>1</b> 3 Times	<b>2</b> vs. Alabama, 2012	<b>1</b> Twice
<b>SCHERER</b>	<b>2</b> at Kentucky, 2013	<b>1.0</b> vs. Murray State, 2013	- -	- -	- -	- -	- -
<b>SIMON</b>	<b>6</b> 3 Times	<b>1.5</b> vs. Texas A&M, 2013	<b>1.0</b> vs. Murray St., 2013	<b>1</b> vs. Toledo, 2013	<b>2</b> Twice	- -	- -
<b>SINGLETON</b>	<b>7</b> at Kentucky, 2013	<b>2.0</b> at Kentucky, 2013	- -	- -	<b>1</b> at Kentucky, 2013	<b>1</b> at Vanderbilt, 2013	- -
<b>VINCENT</b>	<b>4</b> 3 Times	<b>1.0</b> 4 Times	<b>1.0</b> Twice	- -	- -	<b>1</b> at Georgia, 2013	- -
<b>WEBB</b>	<b>12</b> at TAMU, 2011	<b>1.0</b> Twice	- -	<b>1</b> Twice	<b>3</b> at Georgia, 2013	- -	<b>1</b> Twice
<b>M. WHITE</b>	<b>7</b> 3 Times	<b>1.0</b> at Baylor, 2011	- -	<b>1</b> vs. Toledo, 2013	<b>2</b> Twice	<b>1</b> Twice	<b>1</b> vs. Tennessee, 2013
<b>WILSON</b>	<b>17</b> vs. Arkansas State, 2013	<b>3.0</b> vs. W. Illinois, 2012	<b>0.5</b> 3 Times	- -	<b>1</b> 7 Times	<b>1</b> 5 Times	<b>1</b> Twice

**PRO-NUN-SEE-AAY-SHUN  
GUIDE**

FAUROT Field \_\_\_\_\_ fuh-ROW

**PLAYERS**

Andrew BAGGETT \_\_\_\_\_ BAG-it  
 Michael BODDIE \_\_\_\_\_ BOD-eee  
 Evan BOEHM \_\_\_\_\_ BAY-m  
 Christian BRINSER \_\_\_\_\_ BRIN-zur  
 Taylor CHAPPELL \_\_\_\_\_ CHAP-ul  
JALEEL Clark \_\_\_\_\_ juh-LEE-ul  
 Nick DEMIEN \_\_\_\_\_ duh-MEEN  
KONY EALY \_\_\_\_\_ COE-nee / EE-lee  
 Anthony GATTI \_\_\_\_\_ GOT-ee  
DORIAL Green-Beckham \_\_\_\_\_ DOOR-ee-AL  
 Matt HOCH \_\_\_\_\_ HOE-k  
 Jake HURRELL \_\_\_\_\_ her-RELL  
 Henry JOSEY \_\_\_\_\_ JOE-see  
MATY MAUK \_\_\_\_\_ MATT-eee / MOCK  
 Gavin OTTE \_\_\_\_\_ OUGHT-ee  
 Kyle PEASEL \_\_\_\_\_ PEEZ-ul  
AARION Penton \_\_\_\_\_ AIR-ee-on  
 Darvin RIUSE \_\_\_\_\_ RUE-iss  
 Bud SASSER \_\_\_\_\_ SASS-er  
 Michael SCHERER \_\_\_\_\_ SHEER  
IAN Simon \_\_\_\_\_ EEE-un  
DURON Singleton \_\_\_\_\_ dur-ON  
XAVIER Smith \_\_\_\_\_ ex-ZAY-vee-ur  
CHASTON Ward \_\_\_\_\_ CHAS-tun  
BRAYLON Webb \_\_\_\_\_ BRAY-lun

**COACHES**

Craig KULIGOWSKI \_\_\_\_\_ KOOL-ih-gow-skee

**2013 STARTING LINEUPS**

OFFENSE	Y-WR	LT	LG	C	RG	RT	QB	TB	X-WR	H-WR	Z-WR
Murray State (Aug. 31)	Lucas	Britt	Copeland	Boehm	McGovern	Morse	Franklin	Josey	Green-Beckham	Sasser	Washington
Toledo (Sept. 7)	Lucas	Britt	Copeland	Boehm	McGovern	Morse	Franklin	Josey	Green-Beckham	Culkin*	Washington
Indiana (Sept. 21)	Lucas	Britt	Gatti	Boehm	McGovern	Morse	Franklin	Josey	Green-Beckham	Sasser	Washington
Ark. State (Sept. 28)	Lucas	Britt	Gatti	Boehm	McGovern	Morse	Franklin	Josey	Green-Beckham	Sasser	Washington
Vanderbilt (Oct. 5)	Lucas	Britt	Copeland	Boehm	McGovern	Morse	Franklin	Josey	Green-Beckham	Sasser	Washington
Georgia (Oct. 12)	Lucas	Britt	Copeland	Boehm	McGovern	Morse	Franklin	Josey	Green-Beckham	Sasser	Washington
Florida (Oct. 19)	Lucas	Britt	Copeland	Boehm	McGovern	Morse	Mauk	Josey	Green-Beckham	Sasser	Washington
S. Carolina (Oct. 26)	Lucas	Britt	Copeland	Boehm	McGovern	Morse	Mauk	Josey	Green-Beckham	Waters*	Washington
Tennessee (Nov. 2)	Lucas	Britt	Copeland	Boehm	McGovern	Morse	Mauk	Josey	Green-Beckham	Sasser	Washington
Kentucky (Nov. 9)	Lucas	Britt	Copeland	Boehm	McGovern	Morse	Mauk	Josey	Green-Beckham	Sasser	Washington
Ole Miss (Nov. 23)	Lucas	Britt	Copeland	Boehm	McGovern	Morse	Franklin	Josey	Green-Beckham	Sasser	Washington
Texas A&M (Nov. 30)	Lucas	Britt	Copeland	Boehm	McGovern	Morse	Franklin	Josey	Green-Beckham	Waters*	Washington

\*-Started as a tight end

DEFENSE	DE	NG	DT	DE	SLB	MLB	WLB	FS	SS	CB	CB
Murray State (Aug. 31)	Sam	Hoch	Vincent	Ealy	Simon &	Wilson	Brothers	White	Webb	Ponder	Gaines
Toledo (Sept. 7)	Sam	Hoch	Vincent	Ealy	Simon &	Wilson	Brothers	White	Webb	Ponder	Gaines
Indiana (Sept. 21)	Sam	Hoch	Vincent	Ealy	Bonner	Simon &	Brothers	White	Webb	Ponder	Gaines
Ark. State (Sept. 28)	Sam	Brantley	Vincent	Ealy	Bonner	Wilson	Brothers	White	Webb	Ponder	Gaines
Vanderbilt (Oct. 5)	Sam	Hoch	Vincent	Ealy	Bonner	Wilson	Brothers	White	Webb	Ponder	Gaines
Georgia (Oct. 12)	Sam	Hoch	Vincent	Ealy	Bonner	Wilson	Brothers	White	Webb	Ponder	Gaines
Florida (Oct. 19)	Sam	Hoch	Brantley	Ealy	Bonner	Wilson	Brothers	White	Webb	Ponder	Penton
S. Carolina (Oct. 26)	Sam	Hoch	Brantley	Ealy	Bonner	Wilson	Brothers	White	Webb	Ponder	Penton
Tennessee (Nov. 2)	Sam	Hoch	Brantley	Ealy	Simon &	Wilson	Brothers	White	Webb	Ponder	Gaines
Kentucky (Nov. 9)	Sam	Hoch	Brantley	Ealy	Brantley	Wilson	Brothers	White	Webb	Ponder	Gaines
Ole Miss (Nov. 23)	Sam	Hoch	Vincent	Ealy	Simon &	Wilson	Brothers	White	Webb	Ponder	Gaines
Texas A&M (Nov. 30)	Sam	Hoch	Simon &	Ealy	Bonner	Wilson	Brothers	White	Webb	Ponder	Gaines

&-Started as a 5th defensive back

**2013 MIZZOU SCORING DRIVES**

QUARTER	TIME	SCORING PLAY (POINTS) AFTER	PLAYS	YARDS	TIME POSS.	SCORE MU-OPP
<b>Murray State</b>						
1st	11:51	Hansbrough, Russell 3 yd run (Baggett, Andrew kick)	4	75	0:44	7-7
	8:43	Hansbrough, Russell 51 yd run (Baggett, Andrew kick blocked)	4	78	0:55	13-7
2nd	11:22	Hunt, Jimmie 22 yd pass from Franklin, James (Baggett, Andrew kick)	3	33	0:30	20-14
	5:45	Murphy, Marcus 4 yd run (Baggett, Andrew kick)	13	82	3:41	27-14
	0:00	Baggett, Andrew 43 yd field goal	7	36	0:41	30-14
3rd	13:11	White, Darius 37 yd pass from Franklin, James (Baggett, Andrew kick)	3	70	0:45	37-14
	9:51	Washington, L'Damian 4 yd pass from Franklin, James (Baggett, Andrew kick)	10	43	2:48	44-14
	6:23	Josey, Henry 68 yd run (Baggett, Andrew kick)	1	68	0:14	51-14
4th	13:20	Steward, Morgan 1 yd run (Baggett, Andrew kick)	10	64	6:21	58-14
<b>Toledo</b>						
1st	12:35	Baggett, Andrew 35 yd field goal	9	56	2:25	3-0
	5:58	Josey, Henry 1 yd run (Baggett, Andrew kick)	8	75	2:53	10-3
2nd	1:14	Green-Beckham, Dorial 9 yd pass from Franklin, James (Baggett, Andrew kick)	10	75	3:43	17-9
3rd	0:00	Josey, Henry 1 yd run (Baggett, Andrew kick)	10	75	4:22	31-23
4th	10:29	Murphy, Marcus 8 yd run (Baggett, Andrew kick)	10	44	3:05	38-23
<b>Indiana</b>						
1st	7:50	Green-Beckham, Dorial 7 yd pass from Franklin, James (Baggett, Andrew kick)	9	69	2:48	7-0
	1:34	Murphy, Marcus 10 yd run (Baggett, Andrew kick)	6	50	1:40	14-0
2nd	4:00	Franklin, James 1 yd run (Baggett, Andrew kick)	7	75	2:31	21-14
3rd	5:14	Baggett, Andrew 31 yd field goal	9	61	2:49	31-14
4th	14:30	Washington, L'Damian 14 yd pass from Franklin, James (Baggett, Andrew kick)	8	77	2:26	38-14
	2:14	Hansbrough, Russell 45 yd run (Baggett, Andrew kick)	8	76	3:31	45-20

**2013 MIZZOU SCORING DRIVES**

QUARTER	TIME	SCORING PLAY (POINT(S) AFTER)	PLAYS	YARDS	TIME POSS.	SCORE MU-OPP
<b>Arkansas State</b>						
1st	2:00	Murphy, Marcus 8 yd run (Baggett, Andrew kick)	5	75	1:35	7-6
2nd	11:57	Green-Beckham, Dorial 68 yd pass from Franklin, James (Baggett, Andrew kick)	3	80	1:31	14-6
3rd	3:39	Washington, L'Damian 5 yd pass from Franklin, James (Franklin, James pass intcpt)	9	94	6:35	20-16
4th	13:25	Josey, Henry 1 yd run (Baggett, Andrew kick)	9	87	3:18	27-16
	5:06	Franklin, James 9 yd run (Baggett, Andrew kick)	6	67	2:17	34-19
	2:56	Green-Beckham, Dorial 5 yd pass from Franklin, James (Baggett, Andrew kick)	3	21	1:25	41-19
<b>Vanderbilt</b>						
1st	13:43	Washington, L'D 26 yd pass from Franklin, James (Baggett, Andrew kick)	5	75	1:17	7-0
	8:43	Baggett, Andrew 44 yd field goal	7	30	3:29	10-0
	7:54	Waters, Eric 11 yd pass from Franklin, James (Baggett, Andrew kick)	1	11	0:05	17-0
	2:50	Baggett, Andrew 29 yd field goal	7	50	2:48	20-0
2nd	8:15	Josey, Henry 5 yd run (Baggett, Andrew kick)	7	75	2:49	27-7
	1:38	Baggett, Andrew 41 yd field goal	9	48	3:23	30-7
3rd	7:16	Josey, Henry 1 yd run (Baggett, Andrew kick)	14	75	4:47	37-14
	1:15	Lucas, Marcus 15 yd pass from Franklin, James (Baggett, Andrew kick)	8	75	2:04	44-21
4th	9:13	Washington, L'D 42 yd pass from Franklin, James (Baggett, Andrew kick)	1	42	0:09	51-28
<b>Georgia</b>						
1st	1:00	Franklin, James 5 yd run (Baggett, Andrew kick)	9	79	2:36	7-7
2nd	12:33	Washington, L'Damian 16 yd pass from Franklin, James (Baggett, Andrew kick)	6	52	2:15	14-7
	5:56	Murphy, Marcus 36 yd run (Baggett, Andrew kick)	9	75	3:58	21-10
4th	9:22	Washington, L'Damian 40 yd pass from Sasser, Bud (Baggett, Andrew kick failed)	8	75	2:53	34-26
	2:18	Josey, Henry 7 yd run (Baggett, Andrew kick)	4	33	1:57	41-26
<b>Florida</b>						
1st	14:38	Sasser, Bud 20 yd pass from Mauk, Maty (Baggett, Andrew kick)	2	76	0:22	7-0
	0:31	Baggett, Andrew 23 yd field goal	6	21	2:11	10-3
2nd	7:55	Baggett, Andrew 19 yd field goal	13	68	4:28	13-3
3rd	13:24	Josey, Henry 6 yd run (Baggett, Andrew kick)	5	75	1:24	20-10
	6:40	Baggett, Andrew 39 yd field goal	7	59	2:56	23-10
4th	13:32	Baggett, Andrew 33 yd field goal	6	59	2:14	26-17
	8:04	Baggett, Andrew 28 yd field goal	11	54	4:17	29-17
	6:30	Mauk, Maty 17 yd run (Baggett, Andrew kick)	1	7	0:39	36-17
<b>South Carolina</b>						
1st	1:23	Murphy, Marcus 11 yd run (Baggett, Andrew kick)	9	77	2:52	7-0
2nd	4:16	Washington, L'Damian 96 yd pass from Mauk, Maty (Baggett, Andrew kick)	3	98	1:30	14-0
3rd	6:46	Baggett, Andrew 27 yd field goal	8	58	3:22	17-0
OT	15:00	Murphy, Marcus 1 yd run (Baggett, Andrew kick)	4	25	0:00	24-17
<b>Tennessee</b>						
1st	2:20	Green-Beckham, 9 yd pass from Mauk, Maty (Baggett, Andrew kick)	14	64	5:26	7-0
2nd	6:58	Baggett, Andrew 24 yd field goal	10	74	3:58	10-0
	6:35	Washington, L'Damian 26 yd pass from Mauk, Maty (Baggett, Andrew kick)	1	26	0:08	17-0
	1:44	Lucas, Marcus 40 yd pass from Mauk, Maty (Baggett, Andrew kick)	7	85	2:20	24-3
3rd	6:44	Hansbrough, Russell 26 yd run (Baggett, Andrew kick)	4	65	1:15	31-3
<b>Kentucky</b>						
1st	1:20	Green-Beckham, Dorial 8 yd pass from Mauk, Maty (Baggett, Andrew kick)	3	39	0:51	7-3
2nd	14:47	Josey, Henry 4 yd run (Baggett, Andrew kick)	1	4	0:06	14-3
	8:12	Green-Beckham, Dorial 7 yd pass from Mauk, Maty (Baggett, Andrew kick)	10	67	4:07	21-3
	1:38	Josey, Henry 6 yd pass from Mauk, Maty (Baggett, Andrew kick)	15	87	4:23	28-3
3rd	6:13	Green-Beckham, Dorial 22 yd pass from Mauk, Maty (Baggett, Andrew kick)	3	44	1:26	35-10
4th	14:56	Green-Beckham, Dorial 7 yd pass from Mauk, Maty (Baggett, Andrew kick failed)	5	32	1:54	41-17
	10:00	Josey, Henry 86 yd run (Baggett, Andrew kick)	1	86	0:15	48-17
<b>Ole Miss</b>						
1st	12:15	Josey, Henry 4 yd run (Baggett, Andrew kick)	8	72	2:45	7-0
2nd	7:31	Baggett, Andrew 33 yd field goal	10	75	3:10	10-0
	1:37	Murphy, Marcus 3 yd run (Baggett, Andrew kick)	7	68	2:23	17-3
3rd	6:56	Josey, Henry 10 yd run (Baggett, Andrew kick)	8	85	3:06	24-10
<b>Texas A&amp;M</b>						
2nd	5:16	Green-Beckham, Dorial 38 yd pass from Franklin, James (Baggett, Andrew kick)	7	94	3:17	7-7
3rd	12:15	Murphy, Marcus 2 yd run (Baggett, Andrew kick)	7	75	2:45	14-14
	6:26	Washington, L'Damian 5 yd pass from Franklin, James (Baggett, Andrew kick)	8	57	2:39	21-14
4th	3:34	Josey, Henry 57 yd run (Baggett, Andrew kick)	3	66	1:13	28-21

**UNIFORM REPORT**

Mizzou Athletics underwent a complete overhaul of its uniforms during the Summer of 2012, as NIKE gave all Tiger sport programs a new look. Naturally, football was the focal point by most people, and the Tigers have benefitted with an exciting look, including many different useable uniform and helmet combinations.

For the fashion-minded, here's how the Tigers have come out in each game:

**Murray State – W, 58-14**

- Helmet – Oval Tiger
- Jersey/Pants – Black/Black

**Toledo – W, 38-23**

- Helmet – Oval Tiger
- Jersey/Pants – Anthracite/Gold

**Indiana – W, 45-28**

- Helmet – Alternate Black Matte/Aluminum
- Jersey/Pants – White/White

**Arkansas State – W, 41-19**

- Helmet – Oval Tiger
- Jersey/Pants – Black/Black

**Vanderbilt – W, 51-28**

- Helmet – Oval Tiger
- Jersey/Pants – White/Anthracite

**Georgia – W, 41-26**

- Helmet – Oval Tiger
- Jersey/Pants – White/Black

**Florida – W, 36-17**

- Helmet – Alternate Black Matte
- Jersey/Pants – Gold/Black

**South Carolina – L, 27-24 (2OT)**

- Helmet – Alternate Black Matte/Aluminum
- Jersey/Pants – Anthracite/Black

**Tennessee – W, 31-3**

- Helmet – Oval Tiger
- Jersey/Pants – Black/Gold

**Kentucky – W, 48-17**

- Helmet – Oval Tiger
- Jersey/Pants – White/Black

**Ole Miss – W, 24-10**

- Helmet – Oval Tiger
- Jersey/Pants – White/White

**Texas A&M – W, 28-21**

- Helmet – Alternate Black Matte
- Jersey/Pants – Black/Black



**TIGERS IN THE NFL**

More than 20 former Tigers were on NFL rosters to begin the 2013 season, here's a look at them:

- Tim Barnes, C, St. Louis Rams
- Beau Brinkley, LS/TE, Tennessee Titans
- Colin Brown, OT, Buffalo Bills
- Chase Coffman, TE, Atlanta Falcons
- Chase Daniel, QB, Kansas City Chiefs
- Michael Egnew, TE, Miami Dolphins
- Blaine Gabbert, QB, Jacksonville Jaguars
- Andrew Gachkar, LB, San Diego Chargers
- Zaviar Gooden, LB, Tennessee Titans
- Dominique Hamilton, Washington Redskins
- Ziggy Hood, DL, Pittsburgh Steelers
- Jeremy Maclin, WR, Philadelphia Eagles #
- William Moore, S, Atlanta Falcons
- C.J. Mosley, DL, Detroit Lions
- Sheldon Richardson, DL, New York Jets
- Kevin Rutland, DB, Jacksonville Jaguars
- Aldon Smith, LB, San Francisco 49ers
- Brad Smith, QB/WR, Philadelphia Eagles
- Justin Smith, DT, San Francisco 49ers
- Sean Weatherspoon, LB, Atlanta Falcons

^ - Practice Squad  
# - Reserve/Injured



**THE GRADUATE(S)**

The current Mizzou senior class is doing outstandingly well in regards to its graduation timetable. Consider the following facts:

Seven current Tigers have already earned their degrees:

- Justin Britt
- Brayden Burnett
- Max Copeland
- Marvin Foster
- Randy Ponder
- L'Damian Washington
- Andrew Wilson

Nine Tigers are scheduled to graduate in December:

- Donovan Bonner
- Michael Brennan
- Jaleel Clark
- Tyler Davis
- James Franklin
- Kyle Peasel
- Michael Sam
- Eric Waters
- Matt White

Four seniors will graduate in May:

- David Butler
- E.J. Gaines
- Marcus Lucas
- Denzel Martin

**SPECIAL TEAMS LEADERS**

Here's a look at who is leading the way on special teams for the Tigers this season:

**KICKOFF RETURN TACKLES**

Duron Singleton	8
Jaleel Clark	5
Cortland Browning	3
Levi Copelin	3
Tyler Hunt	3
Donavin Newsom	3
Darvin Ruise	3
Donovan Bonner	2
Markus Golden	2
Clarence Green	1
Michael Scherer	1
Braylon Webb	1

**PUNT RETURN TACKLES**

L'Damian Washington	5
Andrew Wilson	4
Brayden Burnett	2
Jake Hurrell	2
Morgan Steward	2
Clayton Echard	1
John Gibson	1
Duron Singleton	1
Braylon Webb	1

**MIZZOU-AUBURN CONNECTIONS**

Mizzou receivers coach **Pat Washington** has coached across the country in his 26-year career, including his long-time stint as wide receivers coach at Tennessee from 1995-2005. Auburn associate head coach/recruiting coordinator Rodney Garner coached tight ends for the Vols from 1996-97.

Washington also coached at Mississippi State from 2007-08, with Auburn defensive coordinator Ellis Johnson holding the same position for the Bulldogs in 2007. Auburn co-defensive coordinator/safeties coach Charlie Harbison, cornerbacks coach Melvin Smith and offensive line coach J.B. Grimes also coached in Starkville in 2007.

Additionally, Mizzou's Washington is a former Auburn Tiger (1982-85) who finished his distinguished quarterbacking career for AU with four bowl trips. He was a two-year starter and guided the Tigers to a 17-8 record in those seasons, along with 1984 Liberty Bowl and 1986 Cotton Bowl appearances. Washington was a graduate assistant for AU from 1987-88.

Mizzou senior TE **Eric Waters** and Auburn senior Nosa Eguae graduated from Summit High School in Mansfield, Texas.

**MIZZOU - THE LAST TIME IT HAPPENED...**

**RUSHING**

30 attempts \_\_\_\_\_ 45 - Zain Gilmore vs. Texas Tech, 10/30/99  
 200 yards \_\_\_\_\_ 263 - Henry Josey vs. Western Illinois, 9/17/11  
 4 TDs \_\_\_\_\_ Tony Temple vs. Arkansas (Cotton Bowl), 1/1/08  
 50+ yard rush \_\_\_\_\_ 57 - Henry Josey vs. Texas A&M, 11/30/13  
 75+ yard rush \_\_\_\_\_ 86 - Henry Josey at Kentucky, 11/9/13  
 Two 100-yard performances \_\_\_\_\_ 115 - Henry Josey vs. Murray State, 8/31/13  
 (same game) \_\_\_\_\_ 104 - Russell Hansbrough vs. Murray State, 8/31/13  
 Four consecutive 100-yard games \_\_\_\_\_ Henry Josey  
 (same season) \_\_\_\_\_ 129 vs. Iowa State, 10/15/11  
 \_\_\_\_\_ 138 vs. Oklahoma State, 10/22/11  
 \_\_\_\_\_ 162 at Texas A&M, 10/29/11  
 \_\_\_\_\_ 132 at Baylor, 11/5/11

**PASSING**

30-39 attempts \_\_\_\_\_ 36 - Maty Mauk vs. Florida, 10/19/13  
 40-49 attempts \_\_\_\_\_ 47 - James Franklin at Indiana, 9/21/13  
 50 attempts \_\_\_\_\_ 51 - James Franklin at Florida, 11/3/12  
 30-39 completions \_\_\_\_\_ 32 - James Franklin at Indiana, 9/21/13  
 300 yards \_\_\_\_\_ 343 - James Franklin at Indiana, 9/21/13  
 400 yards \_\_\_\_\_ 434 - Blaine Gabbert vs. Iowa, 12/28/10  
 75+ yard completion \_\_\_\_\_ 96 - Maty Mauk vs. South Carolina, 10/26/13  
 3 TDs \_\_\_\_\_ Maty Mauk vs. Tennessee, 11/2/13  
 4 TDs \_\_\_\_\_ James Franklin at Vanderbilt, 10/5/13  
 5 TDs \_\_\_\_\_ Maty Mauk at Kentucky, 11/9/13  
 4 interceptions \_\_\_\_\_ James Franklin at Florida, 11/3/12  
 5 interceptions \_\_\_\_\_ Terry McMillan vs. Penn State, 1/1/70  
 6 interceptions \_\_\_\_\_ Kent Kiefer vs. Miami (Fla), 9/23/89

**RECEIVING**

10+ receptions \_\_\_\_\_ 15 - T.J. Moe vs. Iowa, 12/28/10  
 150 yards \_\_\_\_\_ 152 - T.J. Moe vs. Iowa, 12/28/10  
 75+ yard reception \_\_\_\_\_ 96 - L'Damian Washington vs. South Carolina, 10/26/13  
 Two 100-yard performances \_\_\_\_\_ 101 (10) - Marcus Lucas at Indiana, 9/21/13  
 (same game) \_\_\_\_\_ 105 (8) - Dorial Green-Beckham at Indiana, 9/21/13  
 Three 100-yard performances \_\_\_\_\_ 172 (6) - Jeremy Maclin vs. Nevada, 9/13/08  
 (same game) \_\_\_\_\_ 127 (6) - Chase Coffman vs. Nevada, 9/13/08  
 \_\_\_\_\_ 100 (6) - Tommy Saunders vs. Nevada, 9/13/08  
 3 TDs \_\_\_\_\_ Danario Alexander at Kansas State, 11/14/09  
 4 TDs \_\_\_\_\_ Dorial Green-Beckham at Kentucky, 11/9/13

**TOTAL OFFENSE (RUSHING & PASSING)**

400+ yards \_\_\_\_\_ 404 - James Franklin at Indiana, 9/21/13  
 300-399 yards \_\_\_\_\_ 313 - James Franklin vs. Texas A&M, 11/30/13

**FIELD GOALS**

50 yards \_\_\_\_\_ 50 - Grant Ressel vs. Miami (OH), 9/18/10  
 4 FG made \_\_\_\_\_ 4 - Grant Ressel vs. Kansas, 11/28/09  
 5 FG made \_\_\_\_\_ 5 - Andrew Baggett vs. Florida, 10/19/13  
 6 FG attempted \_\_\_\_\_ 7 - Tom Whelihan vs. Oklahoma State, 11/16/85

**TOUCHDOWN RETURNS (YARDAGE)**

Kickoff \_\_\_\_\_ 87 - Jimmie Hunt at Tennessee, 11/10/12  
 Punt \_\_\_\_\_ 66 - Marcus Murphy at Central Florida, 9/29/12  
 Interception \_\_\_\_\_ 49 - Kony Ealy at Indiana, 9/21/13  
 Fumble \_\_\_\_\_ 21 - Michael Sam at Georgia, 10/12/13  
 Blocked Field Goal \_\_\_\_\_ 70 - Carlos Posey vs. West Virginia, 12/26/98

**TEAM**

Shut out opponent at Faurot Field \_\_\_\_\_ 69-0 vs. Western Illinois, 9/17/11  
 Shut out opponent on the road \_\_\_\_\_ 14-0 at Iowa State, 11/20/10  
 Shut out opponents, back-to-back \_\_\_\_\_ 27-0 at Kansas State, 10/8/66  
 \_\_\_\_\_ 7-0 vs. Oklahoma, 10/15/66  
 Won in overtime \_\_\_\_\_ 51-48 (4 OT) at Tennessee, 11/10/12  
 Blocked a punt \_\_\_\_\_ at Kentucky (Levi Copelin), 11/9/13  
 Block a field goal \_\_\_\_\_ at Ole Miss (Harold Brantley), 11/23/13  
 Game-winning field goal \_\_\_\_\_ 35 yards, Andrew Baggett at Tennessee, 11/10/12  
 Scored 50 points \_\_\_\_\_ 51-28 win at Vanderbilt, 10/5/13  
 Scored 60 points \_\_\_\_\_ 62-10 win vs. SE Louisiana, 9/1/12  
 600 yards of total offense \_\_\_\_\_ 623 at Indiana, 9/21/13  
 700 yards of total offense \_\_\_\_\_ 744 vs. Western Illinois, 9/17/11

**OPPONENT - THE LAST TIME IT HAPPENED...**

**RUSHING**

30+ attempts \_\_\_\_\_ 33 - Marcus Coker, Iowa, 12/28/10  
 200 yards \_\_\_\_\_ 219 - Marcus Coker, Iowa, 12/28/10  
 300 yards \_\_\_\_\_ 307 - Roy Helu Jr., Nebraska, 10/30/10  
 3 TDs \_\_\_\_\_ Eddie Lacy, Alabama, 10/13/12  
 Two 100-yard performances \_\_\_\_\_ 177 - Eddie Lacy, Alabama, 10/13/12  
 (same game) \_\_\_\_\_ 144 - T.J. Yeldon, Alabama, 10/13/12

**PASSING**

40-49 attempts \_\_\_\_\_ 42 - Bo Wallace, Ole Miss, 11/23/13  
 50+ attempts \_\_\_\_\_ 54 - Tyler Bray, Tennessee, 11/10/12  
 30-39 completions \_\_\_\_\_ 37 - Adam Kennedy, Arkansas State, 9/28/13  
 40+ completions \_\_\_\_\_ 44 - Graham Harrell, Texas Tech, 10/20/07  
 400 yards \_\_\_\_\_ 404 - Tyler Bray, Tennessee, 11/10/12  
 500 yards \_\_\_\_\_ 510 - Kliff Kingsbury, Texas Tech, 10/19/02  
 4 TDs \_\_\_\_\_ Tyler Bray, Tennessee, 11/10/12  
 5 TDs \_\_\_\_\_ Juice Williams, Illinois, 8/30/08

**RECEIVING**

10+ receptions \_\_\_\_\_ 11 - Pig Howard, Tennessee, 11/2/13  
 200+ yards \_\_\_\_\_ 244 - Alec Lemon, Syracuse, 11/17/12  
 175-199 yards \_\_\_\_\_ 180 - Aaron Pflugrad, Arizona State, 9/9/11  
 150-174 yards \_\_\_\_\_ 163 - Tevin Reese, Baylor, 11/5/11  
 2 TDs \_\_\_\_\_ Bruce Ellington, South Carolina, 10/26/13  
 3 TDs \_\_\_\_\_ Ryan Broyles, Oklahoma, 9/24/11  
 Two 100-yard performances \_\_\_\_\_ 136 - Julian Jones, Arkansas State, 9/28/13  
 (same game) \_\_\_\_\_ 117 - J.D. McKissic, Arkansas State, 9/28/13

**TOTAL OFFENSE (RUSHING & PASSING)**

500 yards \_\_\_\_\_ 506 - Todd Reesing, Kansas, 11/28/09  
 400 yards \_\_\_\_\_ 439 - Johnny Manziel, Texas A&M, 11/24/12

**FIELD GOALS**

50+ yards \_\_\_\_\_ 50 - Taylor Bertolet, Texas A&M, 11/24/12  
 4 FG made \_\_\_\_\_ Brian Davis, Arkansas State, 9/28/13  
 3 FG made \_\_\_\_\_ Jeremiah Detmer, Toledo, 9/7/13

**TOUCHDOWN RETURNS (YARDAGE)**

Kickoff \_\_\_\_\_ 100 - Solomon Patton, Florida, 10/19/13  
 Punt \_\_\_\_\_ 0 (In Endzone) - Malcolm Williams, Texas, 10/24/09  
 Interception \_\_\_\_\_ 57 - Brad McDougald, Kansas, 11/26/11  
 Fumble \_\_\_\_\_ 12 - Curtis Lofton, Oklahoma, 10/13/07

**TEAM**

Shut out Mizzou at Faurot Field \_\_\_\_\_ 38-0 vs. Kansas State, 11/23/02  
 Shut out Mizzou on road \_\_\_\_\_ 66-0 at Kansas State, 11/20/99  
 Scored 30-39 points \_\_\_\_\_ 31 - Syracuse, loss, 11/17/12  
 Scored 40-49 points \_\_\_\_\_ 48, Tennessee, won, 11/10/12  
 Scored 50-59 points \_\_\_\_\_ 59 - Texas A&M, loss, 11/24/12  
 Scored 60+ points \_\_\_\_\_ 62 - Oklahoma, loss, 12/6/08  
 Scored safety \_\_\_\_\_ Vanderbilt, at Faurot, 10/6/12

**2013 GAME RECAPS**

GAME #1 • MIZZOU 58, MURRAY STATE 14  
AUG. 31, 2013 • FAUROT FIELD/MEMORIAL STADIUM  
COLUMBIA, MO. • 58,038

COLUMBIA, Mo. (AP) - James Franklin threw for 318 yards and three touchdowns before coming out early in the third quarter, helping Missouri take command after early struggles and whip Murray State 58-14 Saturday night in an opener that began in 98-degree heat.


Henry Josey had 113 yards on 13 carries with a 68-yard score in his first game back from a left knee injury that required two surgeries and sidelined him all last season. Russell Hansbrough had 104 yards on eight attempts with a pair of scores for Missouri, coming off a disappointing 5-7 record in its first SEC season.

Maikhail Miller threw three interceptions, two by E.J. Gaines, against a defense that stiffened after allowing two early touchdowns. Murray State faded quickly against its first SEC opponent since 2005.

Franklin was done for the evening after throwing two touchdown passes the first 5:09 after the break, a 37-yarder to Darius White and 4-yarder to L'Damian Washington to make it 44-14.

Josey outran a pair of defenders who had the angle on his burst down the sideline in the third quarter. He received a prolonged ovation during pre-game introductions and again after a 20-yard gain on his first carry. Hansbrough had 101 yards on seven carries and two scores in the rocky first quarter.

Missouri is 10-0 against FCS teams under coach Gary Pinkel, entering with an average score of 50-7, and beat Murray State 47-7 in 2006 in the only other game between the schools. Kansas City Chiefs backup quarterback Chase Daniel made his Missouri debut in that game with five touchdown passes, and attended Saturday night's game.



Scoring Summary	1st	2nd	3rd	4th	—	Total
Murray State	14	0	0	0	—	14
Missouri	13	17	21	7	—	58

Scoring Plays (How scored, clock, drive information)

1st Quarter

MUR - POWELL, Walter 17 yd pass from MILLER, Maikhai (BENTON, Jordan kick), 12:35 (6-59, 1:15)  
MU - Hansbrough, Russell 3 yd run (Baggett, Andrew kick), 11:51 (4-75, 0:44)  
MU - Hansbrough, Russell 51 yd run (Baggett, Andrew kick blockd), 8:43 (4-78, 0:55)  
MUR - MILLER, Maikhai 5 yd pass from HARNESSE, Jeremy (BENTON, Jordan kick), 3:58 (14-83, 4:41)

2nd Quarter

MU - Hunt, Jimmie 22 yd pass from Franklin, James (Baggett, Andrew kick), 11:22 (3-33, 0:30)  
MU - Murphy, Marcus 4 yd run (Baggett, Andrew kick), 5:45 (13-82, 3:41)  
MU - Baggett, Andrew 43 yd field goal, 0:00 (7-36, 0:41)

3rd Quarter

MU - White, Darius 37 yd pass from Franklin, James (Baggett, Andrew kick), 13:11 (3-70, 0:45)  
MU - Washington, L'Damian 4 yd pass from Franklin, James (Baggett, Andrew kick), 9:51 (10-43, 2:48)  
MU - Josey, Henry 68 yd run (Baggett, Andrew kick), 6:23 (1-68, 0:14)

4th Quarter

MU - Steward, Morgan 1 yd run (Baggett, Andrew kick), 13:20 (10-64, 6:21)

TEAM TOTALS	MUR	MU
FIRST DOWNS	16	33
Rushing Attempts	36	45
NET YARDS RUSHING	123	358
NET YARDS PASSING	174	336
Completions-Attempts-Int	23-39-3	28-42-0
TOTAL OFFENSE YARDS	297	694
Fumbles: Number-Lost	0-0	1-1
Penalties: Number-Yards	4-29	2-20
PUNTS-YARDS	8-309	3-145
Third-Down Conversions	8 of 19	11 of 16
Fourth-Down Conversions	1 of 1	0 of 1
Possession Time	30:41	29:19

Individual Leaders

Rushing — (MUR) Miller 11-73; (MU) Josey 13-113, 1 TD  
Passing — (MUR) Miller 16-32-3, 145 yds, 1 TD; (MU) Franklin 26-38-0, 318 yds, 3 TDs  
Receiving — (MUR) Rice 5-63, 0 TD; (MU) Clark 5-51

GAME #2 • MIZZOU 38, TOLEDO 23  
SEPT. 7, 2013 • FAUROT FIELD/MEMORIAL STADIUM  
COLUMBIA, MO. • 56,785

COLUMBIA, Mo. (AP) - James Franklin made crucial big plays on consecutive scoring drives in the second half and Missouri pulled away from Toledo for a 38-23 victory on Saturday.

Missouri (2-0) led 24-23 after Toledo (0-2) scored its first two touchdowns of the year but Franklin's 21-yard keeper set up Henry Josey's second 1-yard touchdown run of the game which extended Missouri's lead to eight.


The quarterback later had a 6-yard carry on fourth-and-3 and an 11-yard gain on third-and-9 to set up Marcus Murphy's 8-yard run to conclude the scoring with 10:29 to go.

Missouri coach Gary Pinkel beat the school at which he's a Hall of Famer and the career wins leader with the help of a few goofs by the visitors.

Markus Golden got a gift 70-yard interception return in the third quarter when the ball squirted out of Toledo quarterback Terrance Owens' hands and right into his arms.

Dorial Green-Beckham beat one-on-one coverage from Jordan Martin on a 9-yard touchdown catch with 1:14 to go in the half for a 17-9 lead. Missouri got a big stop in the other end zone to end the half, with Matt White intercepting a pass from Owens that was tipped.

Levi Copeland's 51-yard diving reception at the 7, with three defenders in futile pursuit, set up Josey's first 1-yard run.



Scoring Summary	1st	2nd	3rd	4th	—	Total
Toledo	3	6	14	0	—	23
Missouri	10	7	14	7	—	38

Scoring Plays (How scored, clock, drive information)

1st Quarter

MU - Baggett, Andrew 35 yd field goal, 12:35 (9-56, 2:25)  
TOLEDO - DETMER,Jeremiah 24 yd field goal, 8:51 (10-69, 3:44)  
MU - Josey, Henry 1 yd run (Baggett, Andrew kick), 5:58 (8-75, 2:53)

2nd Quarter

TOLEDO - DETMER,Jeremiah 46 yd field goal, 8:50 (8-21, 5:01)  
TOLEDO - DETMER,Jeremiah 41 yd field goal, 04:57 (4-2, 1:35)  
MU - Green-Beckham,Dorial 9 yd pass from Franklin, James (Baggett, Andrew kick), 1:14 (10-75, 3:43)

3rd Quarter

MU - Golden, Markus 70 yd interception return (Baggett, Andrew kick), 11:40  
TOLEDO - OWENS, Terrance 4 yd run (DETMER,Jeremiah kick), 9:53 (4-38, 1:36)  
TOLEDO - RUSSELL, Alonzo 41 yd pass from OWENS, Terrance (DETMER,Jeremiah kick), 4:22 (6-60, 3:30)  
MU - Josey, Henry 1 yd run (Baggett, Andrew kick), 0:00 (10-75, 4:22)

4th Quarter

MU - Murphy, Marcus 8 yd run (Baggett, Andrew kick), 10:29 (10-44, 3:05)

TEAM TOTALS	TOLEDO	MU
FIRST DOWNS	17	23
Rushing Attempts	23	47
NET YARDS RUSHING	125	172
NET YARDS PASSING	262	212
Completions-Attempts-Int	26-41-3	16-25-1
TOTAL OFFENSE YARDS	387	384
Fumbles: Number-Lost	0-0	0-0
Penalties: Number-Yards	9-53	4-50
PUNTS-YARDS	4-138	4-146
Third-Down Conversions	4 of 11	9 of 15
Fourth-Down Conversions	0 of 0	1 of 1
Possession Time	27:23	32:31

Individual Leaders

Rushing — (TOL) Fluellen 17-111; (MU) Franklin 17-77  
Passing — (TOL) Owens 26-41-3, 262 yds, 1 TD; (MU) Franklin 16-25-1, 212 yds, 1 TD  
Receiving — (TOL) Fluellen 10-100; (MU) Washington 5-78



**2013 GAME RECAPS**

**GAME #3 • MIZZOU 45, INDIANA 28  
SEPT. 21, 2013 • MEMORIAL STADIUM  
BLOOMINGTON, IND. • 49,149**

BLOOMINGTON, Ind. (AP) - Kony Ealy surprised everyone Saturday night.

With two of the nation's most efficient quarterbacks and two of the nation's top-10 scoring offenses on the same field in Bloomington, Ealy showed the college football world why defense still matters.

The 275-pound defensive end leapt up late in the first half, plucked Nate Sudfeld's throw out of the air and sprinted 49 yards for a score that changed the game and led unbeaten Missouri to a surprisingly easy 45-28 victory at Indiana.

While Tigers fans certainly enjoy seeing touchdowns pile up and all the eye-opening stats, they've also learned to appreciate having one of the nation's most opportunistic defenses.

Ealy's interception extended Missouri's streak of consecutive games with a turnover to 33. It was the second time in two games that a Missouri defensive lineman scored on an interception return, and this time, even the high-scoring Hoosiers couldn't recover.

Missouri (3-0) won in Bloomington for the first time since 1953 and ended an eight-game winless streak against the Hoosiers in the first matchup between these schools since 1992.

Coach Gary Pinkel, who installed this wide-open offense and turnover-hungry defense, won his 93rd game since coming to the school 13 years ago. He is now tied with Dan Devine for the second-most wins in school history, trailing only Don Faurot (101).

And after having a 300-yard passer, two 100-yard runners and a 100-yard rusher for the first time in school history Aug. 31 against Murray State, the Tigers were proficient again against the Hoosiers. This time, James Franklin threw for 343 yards and two touchdowns while running for another score, two receivers topped the 100-yard mark and Russell Hansbrough ran 13 times for 104 yards, closing it out with a late 45-yard TD run.



Scoring Summary	1st	2nd	3rd	4th	—	Total
Missouri	14	14	3	14	—	45
Indiana	0	14	0	14	—	28

Scoring Plays (How scored, clock, drive information)

**1st Quarter**  
 MU - Green-Beckham, Dorial 7 yd pass from Franklin, James (Baggett, Andrew kick), 7:50 (9-69, 2:48)  
 MU - Murphy, Marcus 10 yd run (Baggett, Andrew kick), 1:34 (6-50, 1:40)  
**2nd Quarter**  
 IND - Latimer, Cody 10 yd pass from Sudfeld, Nate (Ewald, Mitch kick), 9:04 (9-59, 2:17)  
 IND - Coleman, Tevin 2 yd run (Ewald, Mitch kick), 6:31 (4-89, 0:45)  
 MU - Franklin, James 1 yd run (Baggett, Andrew kick), 4:00 (7-75, 2:31)  
 MU - Ealy, Kony 49 yd interception return (Baggett, Andrew kick), 1:57  
**3rd Quarter**  
 MU - Baggett, Andrew 31 yd field goal, 5:14 (9-61, 2:49)  
**4th Quarter**  
 MU - Washington, L. 14 yd pass from Franklin, James (Baggett, Andrew kick), 14:30 (8-77, 2:26)  
 IND - Wynn, Shane 68 yd pass from Roberson, Tre (Roberson, Tre pass failed), 11:24 (2-79 0:19)  
 MU - Hansbrough, Russell 45 yd run (Baggett, Andrew kick), 2:14 (8-76, 3:31)  
 IND - Roberson, Tre 3 yd run (Roberts, D. rush), 0:10 (9-75, 2:04)

TEAM TOTALS	MU	IND
FIRST DOWNS	33	20
Rushing Attempts	50	26
NET YARDS RUSHING	280	9
NET YARDS PASSING	343	377
Completions-Attempts-Int	32-47-2	29-53-3
TOTAL OFFENSE YARDS	623	475
Fumbles: Number-Lost	1-1	2-0
Penalties: Number-Yards	5-31	8-63
PUNTS-YARDS	4-174	9-371
Third-Down Conversions	8 of 16	5 of 17
Fourth-Down Conversions	1 of 1	1 of 2
Possession Time	36:45	23:15

Individual Leaders

Rushing — (MU) Hansbrough 13-104, 1 TD; (IND) Coleman 15-54, 1 TD  
 Passing — (MU) Franklin 32-47-2, 343 yards, 2 TDs; (IND) Sudfeld 21-39-3, 229, 1 TD  
 Receiving — (MU) Lucas 10-101; (IND) Latimer 8-136, 1 TD

**GAME #4 • MIZZOU 41, ARKANSAS STATE 19  
SEPT. 28, 2013 • FAUROT FIELD/MEMORIAL STADIUM  
COLUMBIA, MO. • 62,468**

COLUMBIA, Mo. (AP) — James Franklin orchestrated two lengthy touchdown drives and added another score on the ground in the second half to help Missouri break open a 41-19 win over Arkansas State in wet conditions Saturday night.

Missouri scored 21 points in the final quarter to finish their nonconference schedule with a 4-0 record.

Franklin led drives of 94 and 87 yards after his team trailed 16-14 with 11:31 remaining in the third quarter. The Tigers failed to convert any of their first four third-down opportunities and only possessed the ball for 9:12 in the first half.

Missouri only ran 25 plays in the opening 30 minutes Saturday, but Franklin got things going in the third quarter with a 13-yard pass to L'Damian Washington on a third down at Missouri's 36-yard-line to keep the team on the field. After Franklin ran for 18 yards to the Arkansas State's 17-yard-line, he found Washington in the corner of the end zone from five yards out for a 20-16 lead.

Missouri held the Red Wolves to a 3-and-out on their subsequent possession before Franklin flipped the ball to Henry Josey for a 1-yard touchdown run with 13:25 remaining for a 27-16 advantage.

Franklin then scampered for a 9-yard score and Marcus Murphy added a 3-yard run after an E.J. Gaines interception to finish the scoring. The Tigers finished with 495 yards of offense, including 239 rushing yards and 256 through the air.



Scoring Summary	1st	2nd	3rd	4th	—	Total
ASU	6	7	3	3	—	19
Missouri	7	7	6	21	—	41

Scoring Plays (How scored, clock, drive information)

**1st Quarter**  
 ASU - Davis, Brian 41 yd field goal, 10:41 (9-46, 3:34)  
 ASU - Davis, Brian 21 yd field goal, 3:35 (10-76, 3:30)  
 MU - Murphy, Marcus 8 yd run (Baggett, Andrew kick), 2:00 (5-75, 1:35)  
**2nd Quarter**  
 MU - Green-Beckham, 68 yd pass from Franklin, James (Baggett, Andrew kick), 11:57 (3-80, 1:31)  
 ASU - Jones, Julian 17 yd pass from Kennedy, Adam (Davis, Brian kick), 5:20 (11-56, 5:33)  
**3rd Quarter**  
 ASU - Davis, Brian 44 yd field goal, 11:31 (9-48, 3:29)  
 MU - Washington, L'D 5 yd pass from Franklin, James (Franklin, James pass intcpt), 3:39 (9-94, 6:35)  
**4th Quarter**  
 MU - Josey, Henry 1 yd run (Baggett, Andrew kick), 13:25 (9-87, 3:18)  
 ASU - Davis, Brian 33 yd field goal, 7:31 (14-59, 5:54)  
 MU - Franklin, James 9 yd run (Baggett, Andrew kick), 5:06 (6-67, 2:17)  
 MU - Green-Beckham, 5 yd pass from Franklin, James (Baggett, Andrew kick), 2:56 (3-21, 1:25)

TEAM TOTALS	ASU	MU
FIRST DOWNS	25	23
Rushing Attempts	41	28
NET YARDS RUSHING	117	239
NET YARDS PASSING	308	256
Completions-Attempts-Int	37-47-1	21-30-0
TOTAL OFFENSE YARDS	425	495
Fumbles: Number-Lost	1-0	1-1
Penalties: Number-Yards	10-70	3-21
PUNTS-YARDS	4-179	3-146
Third-Down Conversions	10 of 20	3 of 7
Fourth-Down Conversions	0 of 1	0 of 0
Possession Time	34:12	25:48

Individual Leaders

Rushing — (ASU) McKissic 4-36; (MU) Hansbrough 8-96  
 Passing — (ASU) Kennedy 37-46-1, 308 yds, 1 TD; (MU) Franklin 21-30-0, 256 yds, 3 TD  
 Receiving — (ASU) McKissic 15-117; (MU) Washington 6-67

**2013 GAME RECAPS**

**GAME #5 • MIZZOU 51, VANDERBILT 28**  
**OCT. 5, 2013 • VANDERBILT STADIUM**  
**NASHVILLE, TENN. • 36,892**

NASHVILLE, Tenn. (AP) - James Franklin threw for four touchdowns and Missouri squashed any doubts about its early season schedule with a 51-28 victory at Vanderbilt Saturday.

The Tigers moved to 5-0 and opened conference play without missing a beat in the program's first trip to Nashville as a member of the SEC.

Franklin guided Missouri on scoring drives on the first six possessions and finished 19-for-28 for 278 yards.

Vanderbilt (3-3, 0-3 SEC) managed to move the ball in the third quarter, the Tigers answered each score.

Henry Josey added two touchdown runs for the Tigers, who recorded 523 yards of total offense.

Vanderbilt wideout Jordan Matthews was held to two catches and eight yards in the first half, but finished with 123 yards receiving and a touchdown to set a school record in both categories.

The 51 points was the most scored against a Vanderbilt team since Florida scored 55 in 2009.



Scoring Summary	1st	2nd	3rd	4th	—	Total
Missouri	20	10	14	7	—	51
Vanderbilt	0	7	14	7	—	28

**Scoring Plays (How scored, clock, drive information)**

**1st Quarter**

MU - Washington, L'D 26 yd pass from Franklin, James (Baggett, Andrew kick), 13:43 (5-75, 1:17)  
 MU - Baggett, Andrew 44 yd field goal, 8:43 (7-30, 3:29)  
 MU - Waters, Eric 11 yd pass from Franklin, James (Baggett, Andrew kick), 7:54 (1-11, 0:05)  
 MU - Baggett, Andrew 29 yd field goal, 2:50 (7-50, 2:48)

**2nd Quarter**

VANDY - Wesley Tate 2 yd run (Carey Spear kick), 11:04 (15-75, 6:46)  
 MU - Josey, Henry 5 yd run (Baggett, Andrew kick), 8:15 (7-75, 2:49)  
 MU - Baggett, Andrew 41 yd field goal, 1:38 (9-48, 3:23)

**3rd Quarter**

VANDY - Jordan Matthews 26 yd pass from A Carta-Samuels (Carey Spear kick), 12:03 (6-75, 2:57)  
 MU - Josey, Henry 1 yd run (Baggett, Andrew kick), 7:16 (14-75, 4:47)  
 VANDY - A Carta-Samuels 2 yd run (Carey Spear kick), 3:19 (8-76, 3:57)  
 MU - Lucas, Marcus 15 yd pass from Franklin, James (Baggett, Andrew kick), 1:15 (8-75, 2:04)

**4th Quarter**

VANDY - Jonathan Krause 35 yd pass from A Carta-Samuels (Carey Spear kick), 9:22 (3-80, 0:30)  
 MU - Washington, L'D 42 yd pass from Franklin, James (Baggett, Andrew kick), 9:13 (1-42, 0:09)

TEAM TOTALS	MU	VANDY
FIRST DOWNS	29	27
Rushing Attempts	43	38
NET YARDS RUSHING	245	130
NET YARDS PASSING	278	338
Completions-Attempts-Int	19-28-0	29-41-1
TOTAL OFFENSE YARDS	523	468
Fumbles: Number-Lost	3-0	1-0
Penalties: Number-Yards	6-52	7-64
PUNTS-YARDS	1-42	4-172
Third-Down Conversions	4 of 11	5 of 14
Fourth-Down Conversions	2 of 3	2 of 4
Possession Time	29:58	30:02

**Individual Leaders**

Rushing — (MU) Josey 13-113, 1 TD; (VU) Seymour 12-65  
 Passing — (MU) Franklin 19-28-0, 278 yds, 4 TDs; (VU) Carta-Samuels 29-41-1, 338 yds., 2 TDs  
 Receiving — (MU) Washington 6-60, 1 TD; (VU) Matthews 7-123, 1 TD

**GAME #6 • #25 MIZZOU 41, #7 GEORGIA 26**  
**OCT. 12, 2013 • SANFORD STADIUM**  
**ATHENS, GA. • 92,746**

ATHENS, Ga. (AP) - Gary Pinkel said No. 25 Missouri won more than a second straight SEC road game when it upset No. 7 Georgia.

Receiver Bud Sasser threw a 40-yard touchdown pass to L'Damian Washington in the fourth quarter after quarterback James Franklin left with a shoulder injury and Missouri held off Georgia's comeback attempt to beat the short-handed Bulldogs 41-26 on Saturday.

Missouri led by 18 points in the first half before Georgia (4-2, 3-1) cut the lead to 28-26 in the fourth quarter.

The Tigers answered the challenge with two late touchdowns, despite losing Franklin.

Missouri's first road win over a top 10 team since 1981 helped continue the Tigers' recovery from a 5-7 finish in 2012, their first in season in the SEC. The Tigers have scored 38 or more points in each of their six wins, including last week's 51-28 win at Vanderbilt.


After Franklin was taken to the locker room, Mauk threw a lateral to Sasser, who stopped and tossed a high, deep pass to the end zone for Washington. Washington, who outfought cornerback Damian Swann for the catch, had 115 yards and two touchdowns.

James Ponder's interception of Aaron Murray's pass with 4:25 remaining set up Henry Josey's 7-yard touchdown run to end Georgia's hopes.

Murray threw two interceptions and lost one of Georgia's two fumbles.

After the game, Missouri players ran to edge of the Sanford Stadium hedges and celebrated their biggest SEC win yet with fans in the corner of an end zone.

Franklin scored on a 5-yard run in the first quarter and threw a 16-yard scoring pass to Washington in the second quarter.



Scoring Summary	1st	2nd	3rd	4th	—	Total
Missouri	7	21	0	13	—	41
Georgia	7	3	10	6	—	26

**Scoring Plays (How scored, clock, drive information)**

**1st Quarter**

UGA - Brendan Douglas 7 yd pass from Aaron Murray (Marshall Morgan kick), 3:44 (12-86, 5:43)  
 MU - Franklin, James 5 yd run (Baggett, Andrew kick), 1:00 (9-79, 2:36)

**2nd Quarter**

MU - Washington, L'Damian 16 yd pass from Franklin, James (Baggett, Andrew kick), 12:33 (6-52, 2:15)  
 UGA - Marshall Morgan 29 yd field goal, 9:54 (7-64, 2:39)  
 MU - Murphy, Marcus 36 yd run (Baggett, Andrew kick), 5:56 (9-75, 3:58)  
 MU - Sam, Michael 21 yd fumble recovery (Baggett, Andrew kick), 5:46

**3rd Quarter**

UGA - Marshall Morgan 28 yd field goal, 13:09 (6-65, 1:51)  
 UGA - R. Wooten 7 yd pass from Aaron Murray (Marshall Morgan kick), 3:23 (11-80, 4:43)

**4th Quarter**

UGA - Chris Conley 10 yd pass from Aaron Murray (Aaron Murray pass failed), 12:15 (9-58, 3:21)  
 MU - Washington, L'Damian 40 yd pass from Sasser, Bud (Baggett, Andrew kick failed), 9:22 (8-75, 2:53)  
 MU - Josey, Henry 7 yd run (Baggett, Andrew kick), 2:18 (4-33, 1:57)

TEAM TOTALS	MU	UGA
FIRST DOWNS	23	26
Rushing Attempts	37	31
NET YARDS RUSHING	142	164
NET YARDS PASSING	233	290
Completions-Attempts-Int	22-31-0	25-45-2
TOTAL OFFENSE YARDS	375	454
Fumbles: Number-Lost	0-0	2-2
Penalties: Number-Yards	10-57	5-40
PUNTS-YARDS	7-269	4-145
Third-Down Conversions	5 of 12	4 of 11
Fourth-Down Conversions	0 of 0	1 of 1
Possession Time	30:37	29:23

**Individual Leaders**

Rushing — (MU) Murphy 5-57, 1 TD; (UGA) Green 12-87  
 Passing — (MU) Franklin 18-27, 170 yds, 1 TD; (UGA) Murray 25-45-2, 290 yds, 3 TD  
 Receiving — (MU) Washington 7-115, 2 TD; (UGA) Douglas 6-43, 1 TD

**2013 GAME RECAPS**

**GAME #7 • #14 MIZZOU 36, #22 FLORIDA 17**  
**OCT. 19, 2013 • FAUROT FIELD/MEMORIAL STADIUM**  
**COLUMBIA, MO. • 67,124**

**GAME #8 • #20 SOUTH CAROLINA 27, #5 MIZZOU 24 (20T)**  
**OCT. 26, 2013 • FAUROT FIELD/MEMORIAL STADIUM**  
**COLUMBIA, MO. • 67,124**

COLUMBIA, Mo. (AP) - No James Franklin, no problem. Maty Mauk threw for 295 yards in his first career start and Andrew Baggett converted five field goals to help the No. 14 Tigers defeat No. 22 Florida 36-17 on Saturday and open a two-game lead in the SEC East Division.

With Franklin watching on the sideline in street clothes, Mauk put any doubts to rest about whether he was ready on the first play of the game with a 41-yard pass to L'Damian Washington and then a 20-yard toss to Bud Sasser for a 7-0 lead just 22 seconds in.

Missouri (7-0, 3-0) outgained the Gators 500-151 and became the first conference opponent in 14 games to score at least 21 points against them. The Tigers bullied Florida (4-3, 3-2) at the line of scrimmage, sacking quarterback Tyler Murphy six times and flushing him out of the pocket throughout the game.

The Tigers knocked off their second consecutive ranked opponent for the first time since 1973 and will face No. 11 South Carolina next week at home. The Gamecocks lost at Tennessee 23-21 on Saturday.


Mauk entered the game having only thrown six passes this season, but three of those came in the final quarter of a 41-26 win at Georgia last week after Franklin suffered a shoulder injury that will keep him out at least two more games. Mauk completed 18 of 36 passes Saturday, including three for 37 yards or more down the sideline.

The 6-foot, 200-pound redshirt freshman capped the scoring with 6:30 remaining on a 17-yard scramble, prompting the 67,124 in attendance to perform the "Gator Chomp."

Murphy thought he had time on some of his missed throws despite absorbing three sacks from SEC-leader Michael Sam and one apiece from Kony Ealy, Matt Hoch and Shane Ray.

The Gators only gained 61 yards in the first half - including nine rushing - but used six runs to drive 70 yards and pull within 23-17 with 46 seconds left in the third quarter. Missouri answered with a 33-yard field goal by Baggett following a 50-yard run by Henry Josey, who ran for 136 yards on 18 carries.

Baggett also converted from 19, 28, 39 and 43 yards to tie the school record in makes in a single game, as Missouri far exceeded the 13 points per game Florida allowed this season entering the matchup, the second-fewest in the SEC. In addition to Mauk's 295 passing yards, the Tigers added 205 on the ground and had 24 first downs.



COLUMBIA, Mo. (AP) – Connor Shaw came off the bench in the second half to lead a 17-point rally, throwing for 201 yards and three touchdowns, and Elliott Fry kicked the go-ahead field goal in the second overtime to help No. 20 South Carolina stun No. 5 Missouri 27-24 on Saturday night.

After Fry put the Gamecocks ahead from 40 yards out, Missouri's Andrew Baggett missed a 24-yard attempt off the left goal post.

Missouri (7-1, 3-1) could have all but locked up the SEC East with a victory, instead South Carolina (6-2, 4-2 SEC) moves to within one game of the Tigers for the division lead, with home games against Mississippi State and Florida remaining.

A sprain left knee kept Shaw from starting, but he entered the game in the third quarter and helped the Gamecocks score the final 17 points of regulation. He also threw a 15-yard touchdown pass on fourth down in the Gamecocks' first overtime to match the Tigers' Marcus Murphy's 1-yard scamper.

Shaw engineered fourth-quarter scoring drives of 65, 69 and 63 yards, and the Gamecocks knotted the score at 17 on a two-yard reception by Nick Jones with 42 seconds remaining. Ellington scored his first touchdown on a 6-yard catch with 12:13 remaining, and Elliott Fry added a 20-yard field goal with 5:03 left.

Mike Davis caught three screen passes on South Carolina's final scoring drive in regulation, partly making up for two fumbles in the first half. The Gamecocks turned the ball over three consecutive times in the second quarter, helping Missouri take a 14-0 halftime lead.

Scoring Summary	1st	2nd	3rd	4th	—	Total
Florida	3	0	14	0	—	17
Mizzou	10	3	10	13	—	36

Scoring Summary	1st	2nd	3rd	4th	OT1	OT2	—	Total
South Carolina	0	0	0	17	7	3	—	27
Missouri	7	7	3	0	7	0	—	24

Scoring Plays (How scored, clock, drive information)

**1st Quarter**  
 MU - Sasser, Bud 20 yd pass from Mauk, Maty (Baggett, Andrew kick), 14:38 (2-76, 0:22)  
 UF - Velez,F. 23 yd field goal, 11:09 (5-18, 1:20)  
 MU - Baggett, Andrew 43 yd field goal, 0:31 (6-21, 2:11)  
**2nd Quarter**  
 MU - Baggett, Andrew 19 yd field goal, 7:55 (13-68, 4:28)  
**3rd Quarter**  
 UF - Patton,S. 100 yd kickoff return (Velez,F. kick), 14:48  
 MU - Josey, Henry 6 yd run (Baggett, Andrew kick), 13:24 (5-75, 1:24)  
 MU - Baggett, Andrew 39 yd field goal, 6:40 (7-59, 2:56)  
 UF - Taylor,Kel. 20 yd run (Velez,F. kick), 0:46 (6-70, 2:49)  
**4th Quarter**  
 MU - Baggett, Andrew 33 yd field goal, 13:32 (6-59, 2:14)  
 MU - Baggett, Andrew 28 yd field goal, 8:04 (11-54, 4:17)  
 MU - Mauk, Maty 17 yd run (Baggett, Andrew kick), 6:30 (1-17, 0:39)

Scoring Plays (How scored, clock, drive information)

**1st Quarter**  
 MU - Murphy, Marcus 11 yd run (Baggett, Andrew kick), 1:23 (9-77, 2:52)  
 MU - Washington, L'Damian 96 yd pass from Mauk, Maty (Baggett, Andrew kick), 4:16 (3-98, 1:30)  
**3rd Quarter**  
 MU - Baggett, Andrew 27 yd field goal, 6:46 (8-58, 3:22)  
**4th Quarter**  
 SC - Bruce Ellington 6 yd pass from Connor Shaw (Elliott Fry kick), 12:13 (13-65, 4:33)  
 SC - Elliott Fry 20 yd field goal, 5:03 (11-69, 4:29)  
 SC - Nick Jones 2 yd pass from Connor Shaw (Elliott Fry kick), 0:42 (8-63, 2:26)  
**OT1**  
 MU - Murphy, Marcus 1 yd run (Baggett, Andrew kick), (4-25, 0:00)  
 SC - Bruce Ellington 15 yd pass from Connor Shaw (Elliott Fry kick), (15-25, 0:00)  
**OT2**  
 SC - Elliott Fry 40 yd field goal (4-3, 0:00)

TEAM TOTALS	UF	MU
FIRST DOWNS	11	24
Rushing Attempts	31	37
NET YARDS RUSHING	59	205
NET YARDS PASSING	92	295
Completions-Attempts-Int	15-29-1	18-36-1
TOTAL OFFENSE YARDS	151	500
Fumbles: Number-Lost	2-2	2-1
Penalties: Number-Yards	8-59	7-50
PUNTS-YARDS	8-365	5-204
Third-Down Conversions	3 of 15	4 of 14
Fourth-Down Conversions	0 of 0	0 of 0
Possession Time	29:18	30:42

TEAM TOTALS	SC	MU
FIRST DOWNS	28	17
Rushing Attempts	35	41
NET YARDS RUSHING	75	155
NET YARDS PASSING	423	249
Completions-Attempts-Int	35-56-1	10-25-1
TOTAL OFFENSE YARDS	498	404
Fumbles: Number-Lost	2-2	0-0
Penalties: Number-Yards	9-65	6-50
PUNTS-YARDS	3-134	7-236
Third-Down Conversions	5 of 17	4 of 14
Fourth-Down Conversions	3 of 5	0 of 0
Possession Time	34:27	25:33

Individual Leaders

Rushing — (UF) Taylor 12-74, 1 TD; (MU) Josey 18-136, 1 TD  
 Passing — (UF) Murphy 15-29-1; (MU) Mauk 18-36-1, 1 TD  
 Receiving — (UF) Patton 6-46; (MU) 6-57

Individual Leaders

Rushing — (SC) Davis 19-51; (MU) Josey 15-79  
 Passing — (SC) Shaw 20-29-0, 201 yards, 3 TD; (MU) Mauk 10-25-1, 249 yds, 1 TD  
 Receiving — (SC) Ellington 10-136, 2 TD; (MU) Lucas 3-89



**2013 GAME RECAPS**

**GAME #9 • #10 MIZZOU 31, TENNESSEE 3**  
**NOV. 2, 2013 • FAUROT FIELD/MEMORIAL STADIUM**  
**COLUMBIA, MO. • 65,869**

COLUMBIA, Mo. (AP) - Maty Mauk threw three touchdown passes and ran for a score, leading No. 9 (BCS) Missouri's dominant and resilient effort in a 31-3 victory over Tennessee Saturday night.

The Tigers (8-1, 4-1 SEC) responded smartly a week after squandering a 17-point cushion in the fourth quarter of a double-overtime loss to South Carolina.

Missouri forced three turnovers and committed none in Mauk's best game in three starts in place of injured James Franklin. Mauk had 114 yards on 13 carries, and threw touchdown passes to Dorial Green-Beckham, L'Damian Washington and Marcus Lucas in the first half. Franklin (shoulder sprain) warmed up before the game.

Tennessee (4-5, 1-4) is 0-4 on the road, all but one of them blowouts, and fell hopeless behind just like a week earlier when No. 1 Alabama was ahead 35-0 at the break. The Volunteers have lost 19 in a row on the road and mustered only a 51-yard field goal by Matt Palardy in the second quarter.

Freshman quarterback Joshua Dobbs was intercepted twice and lost a fumble in his first career start in place of injured Justin Worley, out indefinitely after thumb surgery. Tennessee was 2 for 13 on third down.

E.J. Gaines and Braylon Webb had interceptions for Missouri and Matt White had a fumble recovery on a strip by Darvin Ruise. Missouri has forced a turnover in 39 consecutive games, the longest streak in the nation.

Dobbs had 101 yards passing and 43 rushing in the first half, dulled by two turnovers.

Washington was alone in the end zone on a 26-yard catch set up by Gaines' team-leading interception to make it 17-0 midway through the second quarter.

Scoring Summary	1st	2nd	3rd	4th	—	Total
Tennessee	0	3	0	0	—	3
Missouri	7	17	7	0	—	31


Scoring Plays (How scored, clock, drive information)

1st Quarter  
 MU - Green-Beckham, Dorial 9 yd pass from Mauk, Maty (Baggett, Andrew kick), 2:20 (14-64, 5:26)  
2nd Quarter  
 MU - Baggett, Andrew 24 yd field goal, 6:58 (10-74, 3:58)  
 MU - Washington, L'Damian 26 yd pass from Mauk, Maty (Baggett, Andrew kick), 6:35 (1-26, 0:08)  
 UT - Palardy, M. 51 yd field goal, 4:13 (7-44, 2:15)  
 MU - Lucas, Marcus 40 yd pass from Mauk, Maty (Baggett, Andrew kick), 1:44 (7-85, 2:20)  
3rd Quarter  
 MU - Hansbrough, Russell 26 yd run (Baggett, Andrew kick), 6:44 (4-65, 1:15)

TEAM TOTALS	UT	MU
FIRST DOWNS	15	24
Rushing Attempts	24	54
NET YARDS RUSHING	94	339
NET YARDS PASSING	240	163
Completions-Attempts-Int	26-42-2	12-25-0
TOTAL OFFENSE YARDS	334	502
Fumbles: Number-Lost	1-1	0-0
Penalties: Number-Yards	9-65	5-35
PUNTS-YARDS	7-299	8-313
Third-Down Conversions	2 of 13	10 of 19
Fourth-Down Conversions	0 of 2	0 of 0
Possession Time	26:15	33:45

Individual Leaders

Rushing — (UT) Dobbs 7-45; (MU) Mauk 13-114  
 Passing — (UT) Dobbs 26-42-2, 240 yds.; (MU) Mauk 12-25-0, 163 yds, 3 TDs  
 Receiving — (UT) Howard 11-89; (MU) Lucas 4-75, 1 TD



**GAME #10 • #9 MIZZOU 48, KENTUCKY 17**  
**NOV. 9, 2013 • COMMONWEALTH STADIUM**  
**LEXINGTON, KY. • 55,280**

LEXINGTON, Ky. - Maty Mauk threw five touchdown passes, four to Dorial Green-Beckham, and No. 9 Missouri cruised past Kentucky 48-17 on Saturday.

Making his fourth consecutive start in place of the injured James Franklin, the Tigers' redshirt freshman completed 17 of 28 attempts for 203 yards and took full advantage of 6-foot-6 sophomore Green-Beckham, whose TD receptions set a school record.

Mauk added a 6-yard scoring pass to Henry Josey, who also rushed for two TDs, including an 86-yarder.

Missouri (9-1, 5-1 Southeastern Conference) allowed Kentucky (2-7, 0-5) two touchdowns in the third quarter but the Mauk-to-Green-Beckham connection answered both scores with TDs.

The victory helped the Tigers stay a half-game ahead of idle South Carolina (5-2) atop the East division heading into their second bye and gave coach Gary Pinkel his fourth nine-win season in 13 years with Missouri.

Missouri outgained Kentucky just 426-369, but its defense recorded seven sacks and recovered a fumble in handing the Wildcats their 13th straight SEC loss.

Kentucky's only consolation were scores on the opening possessions of both halves. Joe Mansour kicked a 21-yard field goal in the first quarter, while quarterback Jalen Whitlow ran for a 1-yard TD to start the second half.

Missouri came in with one of the SEC's top offenses, averaging 500 yards and nearly 41 points per game. The Tigers were coming off a 502-yard effort in last week's 31-3 rout of Tennessee, when Mauk ran and passed for more than 100 yards each and threw for three TDs.

Mauk ended up matching his season TD total in one game before giving way to Franklin in the fourth quarter, his first action since injuring his shoulder against Georgia.

Green-Beckham had the biggest day, catching seven passes for 100 yards. Josey, meanwhile, finished with 113 yards rushing on 11 carries.

Scoring Summary	1st	2nd	3rd	4th	—	Total
Missouri	7	21	7	13	—	48
Kentucky	3	0	14	0	—	17

Scoring Plays (How scored, clock, drive information)

1st Quarter  
 UK - Joe Mansour 21 yd field goal, 9:57 (9-76, 3:07)  
 MU - Green-Beckham, Dorial 8 yd pass from Mauk, Maty (Baggett, Andrew kick), 1:20 (3-39, 0:51)  
2nd Quarter  
 MU - Josey, Henry 4 yd run (Baggett, Andrew kick), 14:47 (1-4, 0:06)  
 MU - Green-Beckham, Dorial 7 yd pass from Mauk, Maty (Baggett, Andrew kick), 8:12 (10-67, 4:07)  
 MU - Josey, Henry 6 yd pass from Mauk, Maty (Baggett, Andrew kick), 1:38 (15-87, 4:23)  
3rd Quarter  
 UK - Jalen Whitlow 1 yd run (Joe Mansour kick), 9:24 (13-73, 5:31)  
 MU - Green-Beckham, Dorial 22 yd pass from Mauk, Maty (Baggett, Andrew kick), 6:13 (3-44, 1:26)  
 UK - Raymond Sanders 1 yd run (Joe Mansour kick), 2:03 (8-75, 4:10)  
4th Quarter  
 MU - Green-Beckham, Dorial 7 yd pass from Mauk, Maty (Baggett, Andrew kick failed), 14:56 (5-32, 1:54)  
 MU - Josey, Henry 86 yd run (Baggett, Andrew kick), 10:00 (1-86, 0:15)

TEAM TOTALS	MU	UK
FIRST DOWNS	16	17
Rushing Attempts	30	51
NET YARDS RUSHING	223	134
NET YARDS PASSING	203	235
Completions-Attempts-Int	17-28-0	18-28-0
TOTAL OFFENSE YARDS	426	369
Fumbles: Number-Lost	2-2	1-1
Penalties: Number-Yards	2-20	5-45
PUNTS-YARDS	4-194	9-280
Third-Down Conversions	6 of 12	6 of 18
Fourth-Down Conversions	2 of 2	1 of 2
Possession Time	22:34	37:26

Individual Leaders

Rushing — (MU) Josey 11-113, 2 TDs; (UK) Kemp 8-45  
 Passing — (MU) Mauk 17-28-0, 203 yds, 5 TDs; (UK) Whitlow 17-27-0 225 yds  
 Receiving — (MU) Green-Beckham 7-100, 4 TDs; (UK) Sanders 4-70



**2013 GAME RECAPS**

GAME #11 • #8 MIZZOU 24, #24 OLE MISS 10  
 NOV. 23, 2013 • VAUGHT-HEMINGWAY STADIUM  
 OXFORD, MISS. • 61,168

OXFORD, Miss. (AP) - Henry Josey had two of No. 8 Mizzou's three touchdowns, as the Tigers rolled to a 24-10 win over No. 24 Ole Miss on Saturday night at Vaught-Hemingway Stadium. The win keeps Missouri (10-1, 6-1 SEC) a half-game ahead of South Carolina in the SEC East race, setting up a do-or-die situation next Saturday night in Columbia: If the Tigers beat Texas A&M, Mizzou is headed to Atlanta; if the Aggies win, the Gamecocks are the East representative.

Ole Miss had 1st & goal from the Tiger 7-yard line, but the Mizzou defense drove the Rebels backwards until Bo Wallace's 4th-down attempt fell incomplete. The Tigers took over from their own 13-yard line with 8 minutes, 8 seconds left to play. Thirteen rushes and five first downs later, Missouri had its fourth 10-win season in the last seven years. It was also Gary Pinkel's 100th career win at the University.


James Franklin completed 12 of 19 passes for 142 yards and an interception in his first start since a shoulder injury caused him to miss four games.

As it has so often this season, the Tigers got on board first. Franklin spearheaded an eight-play, 72-yard drive to begin the game that ended on a 4-yard Josey run.

Randy Ponder picked off Ole Miss QB Bo Wallace on the Rebels' ensuing drive to mark the nation-leading 41st consecutive game with a takeaway for the Tiger defense. Ponder finished the game with four total passes defended after a trio of breakups to go with his fourth career interception.

After Josh Augusta's block of an Andrew Ritter field-goal try kept the Rebels off the board, Andrew Baggett capped a 10-play, 75-yard drive with a 33-yard kick of his own midway through the second half to push the margin to 10-0. The Tigers took a 10-3 lead into the locker room; Mizzou has outscored its seven SEC foes by a 154-29 margin in the first half this season.

The Tigers finished with 485 total yards, including 260 on the ground.



GAME #12 • #5 MIZZOU 28, #19 TEXAS A&M 21  
 NOV. 30, 2013 • FAUROT FIELD/MEMORIAL STADIUM  
 COLUMBIA, MO. • 67,124

COLUMBIA, Mo. — The score that sealed No. 5 Mizzou's Southeastern Conference Eastern Division crown fittingly came on the legs of junior TB Henry Josey, who sprinted 57 yards to the end zone to put away No. 21 Texas A&M, 28-21, on Saturday night at Faurot Field. Senior QB James Franklin helped his class finish strong in front of their home crowd, as the signal caller passed for 233 yards (18-for-28) and two touchdowns with 80 rushing yards.

The win gives the Tigers (11-1, 7-1 SEC) the outright SEC Eastern Division crown, and a berth the SEC Championship Game against No. 4 Auburn. It also was a significant milestone for head coach Gary Pinkel, as the Tiger leader guided his group to the 101st of his 13-year tenure in Columbia to match legendary head coach Don Faurot, who claimed 101 victories from 1935-42, 46-56.

The Tigers battled the Aggies, headed by 2012 Heisman Trophy winner Johnny Manziel, deep into the fourth quarter, with the visiting squad knotting the game up at 21-21 with 10:43 left the contest. The two teams then played keep-away, both punting twice. Mizzou took over at 4:47 in the fourth quarter and Josey did the rest to continue his remarkable comeback story, crossing the goal line with 3:34 left after his mad dash. The Tiger has now accounted for 951 yards and 13 scores on the ground after returning from his catastrophic 2011 knee injury vs. Texas.

Franklin's night included two impressive touchdown throws, the first to tie the game up in the second quarter. Mizzou yielded at 7-0 advantage to Texas A&M after the first quarter, but a 38-yard strike to sophomore WR Dorial Green-Beckham with 5:16 remaining in the half evened the game.

Mizzou needed to play catch-up again in the third quarter and did more than that, capturing the lead with two impressive scoring drives. The first was on the opening driving of the second half, with the Tigers only needing 2:45 to get a 2-yard scoring run from junior TB Marcus Murphy. The ninth rushing touchdown of the season tied the game again at 14-14 with 12:15 on the third quarter clock.

Franklin's next scoring toss came on an acrobatic leap and snag from senior WR L'Damian Washington at 6:26 in the third quarter. The score kept Mizzou in the lead, 21-14, until the game tightened again the exciting fourth quarter finish. Franklin finished 18-of-28 for 233 yards and two TD's for the Tigers.



Scoring Summary	1st	2nd	3rd	4th	—	Total
Missouri	7	10	7	0	—	24
Ole Miss	0	3	7	0	—	10

Scoring Plays (How scored, clock, drive information)

- 1st Quarter  
 MU - Josey, Henry 4 yd run (Baggett, Andrew kick), 12:15 (8-72, 2:45)  
2nd Quarter  
 MU - Baggett, Andrew 33 yd field goal, 7:31 (10-75, 3:10)  
 UM - Andrew Ritter 30 yd field goal, 4:06 (10-62, 3:18)  
 MU - Murphy, Marcus 3 yd run (Baggett, Andrew kick), 1:37 (7-68, 2:23)  
3rd Quarter  
 UM - I. Mathers 45 yd run (Andrew Ritter kick), 13:27 (4-78, 1:28)  
 MU - Josey, Henry 10 yd run (Baggett, Andrew kick), 6:56 (8-85, 3:06)

TEAM TOTALS	MU	UM
FIRST DOWNS	25	21
Rushing Attempts	51	29
NET YARDS RUSHING	260	126
NET YARDS PASSING	225	252
Completions-Attempts-Int	15-26-1	27-43-1
TOTAL OFFENSE YARDS	485	378
Fumbles: Number-Lost	1-0	0-0
Penalties: Number-Yards	7-43	5-35
PUNTS-YARDS	3-115	4-170
Third-Down Conversions	8 of 14	8 of 15
Fourth-Down Conversions	1 of 2	0 of 1
Possession Time	33:03	26:57

Individual Leaders

- Rushing — (MU) Josey 15-95, 2 TDs; (UM) Mathers 7-66, 1 TD  
 Passing — (MU) Franklin 12-19-1, 142 yds.; (UM) Wallace 26-42-1, 244 yds.  
 Receiving — (MU) Lucas 3-59; (UM) Moncrief 6-115

Scoring Summary	1st	2nd	3rd	4th	—	Total
Texas A&M	7	7	0	7	—	21
Missouri	0	7	14	7	—	28

Scoring Plays (How scored, clock, drive information)

- 1st Quarter  
 TAMU - Tra Carson 29 yd run (Josh Lambo kick), 6:34 (10-65, 3:14)  
2nd Quarter  
 MU - Green-Beckham, 38 yd pass from Franklin, James (Baggett, Andrew kick), 5:16 (7-94, 3:17)  
 TAMU - Derel Walker 32 yd pass from Johnny Manziel (Josh Lambo kick), 4:06 (4-75, 1:10)  
3rd Quarter  
 MU - Murphy, Marcus 2 yd run (Baggett, Andrew kick), 12:15 (7-75, 2:45)  
 MU - Washington, L'D 5 yd pass from Franklin, James (Baggett, Andrew kick), 6:26 (8-57, 2:39)  
4th Quarter  
 TAMU - Ben Malena 7 yd run (Josh Lambo kick), 10:43 (9-98, 2:51)  
 MU - Josey, Henry 57 yd run (Baggett, Andrew kick), 3:34 (3-66, 1:13)

TEAM TOTALS	TAMU	MU
FIRST DOWNS	18	22
Rushing Attempts	35	44
NET YARDS RUSHING	184	225
NET YARDS PASSING	195	238
Completions-Attempts-Int	24-35-0	19-30-0
TOTAL OFFENSE YARDS	379	463
Fumbles: Number-Lost	1-1	0-0
Penalties: Number-Yards	4-27	4-32
PUNTS-YARDS	8-358	7-294
Third-Down Conversions	9 of 19	5 of 14
Fourth-Down Conversions	2 of 2	1 of 1
Possession Time	28:37	31:23

Individual Leaders

- Rushing — (TAMU) B. Williams 6-57; (MU) Josey 13-96, 1 TD  
 Passing — (TAMU) Manziel 24-35-0, 195 yds., 1 TD; (MU) Franklin 18-28-0, 233 yds., 2 TDs  
 Receiving — (TAMU) Labhart 7-81; (MU) Green-Beckham 7-93, 1 TD

**NUMERICAL**

No.	Last, First	Pos.
1	Franklin, James**	QB
1	Gibson, John	DB
2	Singleton, Duron	DB
2	Washington, L'Damian***	WR
3	Jackson, Luke	PK
3	Johnson, David	DB
4	Fasterly, Daniel**	DB
4	Moore, J'Mon	WR
5	Browning, Cortland	S
5	Driskell, James	WR
6	Murphy, Marcus**	TB
7	Mauk, Maty	QB
7	Ponder, Randy**	DB
8	Bonner, Donovan***	LB
8	White, Darius	WR
9	Printz, Eddie	QB
9	Webb, Braylon**	S
10	Bondurant, Brock	S
10	Brothers, Kentrell*	LB
11	Hosick, Trent	QB
11	Penton, Aaron	DB
12	Ruise, Darwin*	DB
12	Soper, Preston	PK
13	Berkstresser, Corbin*	QB
13	Ward, Chaston	S
14	Clark, Jaleel***	WR
15	Green-Beckham, Dorial*	WR
16	Copelin, Levi	WR
17	White, Matt***	S
18	Leftwich, Wesley	WR
19	Rupert, Shaun	S
20	Josey, Henry**	TB
21	Sasser, Bud*	WR
21	Simon, Ian*	S
22	Sherrills, Anthony	DB
24	White, Greg	TB
25	Newsom, Donavin	LB
26	Smith, Xavier**	DB
28	Payton, Ernest*	DB
30	Scherer, Michael	LB
31	Gaines, E.J.***	DB
32	Hansbrough, Russell*	TB
33	Golden, Markus*	DL
34	Burkett, Joey	LB
35	Hunt, Tyler	TB
35	Loud, Marcus	DL
36	Steward, Morgan	TB
38	Beisel, Eric	LB
39	Drummond, Miles	TB
40	Green, Clarence	LB
45	Davis, Tyler	DB
46	Peasel, Kyle	TE
47	Ealy, Kony**	DL
48	Wilson, Andrew***	LB
50	Winston, Evan	DL
51	Carberry, Stephen	OL
52	Sam, Michael***	DL
54	Brennan, Michael	LB
55	Burnett, Brayden***	DL
56	Luce, Robert	OL
56	Ray, Shane*	DL
57	Abeln, Alec	OL
60	McGovern, Connor*	OL
61	Copeland, Max*	OL
62	Chappell, Taylor	OL
63	McNulty, Brad*	OL
64	Osborne, Dequinton	DL
65	Morse, Mitch**	OL
66	Ploudre, Adam	OL
67	Boddie, Michael	OL
68	Britt, Justin***	OL
69	Hall, Mitch H.*	OL
70	Gatti, Anthony	OL
72	Rhodes, Clay	OL
73	Hall, Mitch L.	OL
75	Logan, A.J.	DL
76	Williams, Jordan	OL
77	Boehm, Evan*	OL
78	Demien, Nick	OL
80	Culkin, Sean	TE
81	Waters, Eric***	TE
82	Reese, Jason	TE
84	Otte, Gavin	WR
85	Lucas, Marcus***	WR
86	Hurrell, Jake	OL
87	Crawford, Nate	DL
88	Hunt, Jimmie**	WR
89	Hoch, Matt**	DL
90	Brantley, Harold	DL
91	Harris, Charles	DL
92	Brinser, Christian	P
94	Foster, Marvin**	DL
95	Hatley, Rickey	DL
96	Vincent, Lucas**	DL
97	Augusta, Josh	DL
99	Baggett, Andrew*	PK
99	Butler, David	DL

**MIZZOU ROSTER - ALPHABETICAL**

No.	Last, First	Pos.	Ht.	Wt.	Yr.	Hometown (High School/Previous College)
57	Abeln, Alec	OL	6-3	290	Fr	St. Louis, Mo. (University HS)
97	Augusta, Josh	DL	6-4	300	Fr	Peoria, Ill.
99	Baggett, Andrew*	PK	6-1	215	So	Lee's Summit, Mo. (North)
38	Beisel, Eric	LB	6-3	235	Fr	Fenton, Mo. (Rockwood Summit)
13	Berkstresser, Corbin*	QB	6-3	225	So	Lee's Summit, Mo.
67	Boddie, Michael	OL	6-5	295	So	Gilmer, Texas
77	Boehm, Evan*	OL	6-3	315	So	Lee's Summit, Mo. (West)
10	Bondurant, Brock	S	6-2	215	RSFr	Memphis, Mo. (Scotland Co. R-I)
8	Bonner, Donovan***	LB	6-1	245	Sr	Dallas, Texas (Lincoln)
90	Brantley, Harold	DL	6-3	290	RSFr	Hershey, Pa.
54	Brennan, Michael	LB	6-2	235	Sr	Kahoka, Mo. (Clark County)
92	Brinser, Christian	P	6-2	200	Jr	Liberty, Mo.
68	Britt, Justin***	OL	6-6	315	Sr	Lebanon, Mo.
10	Brothers, Kentrell*	LB	6-1	240	So	Guthrie, Okla.
5	Browning, Cortland	S	6-1	205	So	Tyler, Texas (Lee)
34	Burkett, Joey	LB	6-2	205	Fr	Jefferson City, Mo.
55	Burnett, Brayden***	DL	6-2	245	Sr	Southlake, Texas (Carroll)
99	Butler, David	DL	6-4	280	Sr	Kansas City, Mo. (Lee's Summit North)
51	Carberry, Stephen	OL	6-5	300	Jr	Belleville, Ill. (Mascoutah)
62	Chappell, Taylor	OL	6-5	300	So	Canadian, Texas
14	Clark, Jaleel***	WR	6-4	220	Sr	Allentown, Pa. (Parkland)
61	Copeland, Max*	OL	6-3	300	Sr	Billings, Mont. (West)
16	Copelin, Levi	WR	6-2	190	RSFr	Broken Arrow, Okla.
87	Crawford, Nate	DL	6-5	285	Fr	Pensacola, Fla. (West)
80	Culkin, Sean	TE	6-6	245	RSFr	Indian Rocks Beach, Fla. (Christian)
45	Davis, Tyler	DB	6-0	200	Sr	Eldon, Mo. (School of the Osage)
78	Demien, Nick	OL	6-6	300	Jr	Wentzville, Mo. (Timberland)
5	Driskell, James	WR	5-10	185	So	McKinney, Texas (High/Texas A&M Commerce)
39	Drummond, Miles	TB	5-11	215	RSFr	Centralia, Mo. (Hallsville)
47	Ealy, Kony**	DL	6-5	275	Jr	New Madrid, Mo.
4	Fasterly, Daniel**	DB	6-4	215	Jr	Detroit, Mich. (Cass Tech)
94	Foster, Marvin**	DL	6-1	300	Sr	Fort Worth, Texas (North Crowley)
1	Franklin, James**	QB	6-2	230	Sr	Corinth, Texas (Lake Dallas)
31	Gaines, E.J.***	DB	5-11	195	Sr	Independence, Mo. (Fort Osage)
70	Gatti, Anthony	OL	6-6	315	Jr	St. Louis, Mo. (Parkway North)
1	Gibson, John	DB	6-0	185	RSFr	Missouri City, Texas (Marshall)
33	Golden, Markus*	DL	6-3	260	Jr	St. Louis, Mo. (Affton HS/Hutchison CC)
40	Green, Clarence	LB	6-0	225	So	Clute, Texas (Brazoswood)
15	Green-Beckham, Dorial*	WR	6-6	225	So	Springfield, Mo. (Hillcrest)
73	Hall, Mitch L.	OL	6-5	320	So	Russellville, Ark. (Ole Miss)
69	Hall, Mitch H.*	OL	6-2	290	So	Burnsville, Minn. (Lakeville South)
32	Hansbrough, Russell*	TB	5-9	190	So	Arlington, Texas (Bowling)
91	Harris, Charles	DL	6-3	235	Fr	Kansas City, Mo. (Lincoln Prep)
95	Hatley, Rickey	DL	6-4	270	RSFr	Atlanta, Texas
89	Hoch, Matt**	DL	6-5	295	Jr	Harlan, Iowa
11	Hosick, Trent	QB	6-1	225	Fr	Kansas City, Mo. (Staley)
88	Hunt, Jimmie**	WR	6-0	215	Jr	Cahokia, Ill.
35	Hunt, Tyler	TB	5-11	215	So	Huntsville, Mo. (Westran)
86	Hurrell, Jake	OL	6-3	235	RSFr	Saint Peters, Mo. (Francis Howell North)
3	Jackson, Luke	PK	6-1	185	Fr	Pensacola, Fla. (West)
3	Johnson, David	DB	5-11	190	So	Spring, Texas
20	Josey, Henry**	TB	5-10	190	Jr	Angleton, Texas
18	Leftwich, Wesley	WR	6-1	200	So	Columbia, Mo. (Hickman)
75	Logan, A.J.	DL	6-2	310	Fr	Columbia, Mo. (Rock Bridge)
35	Loud, Marcus	DL	6-4	270	Fr	Houston, Texas (Wheatley)
85	Lucas, Marcus***	WR	6-5	220	Sr	Liberty, Mo.
56	Luce, Robert	OL	6-3	300	Jr	Dallas, Texas (Dallas Episcopal)
7	Mauk, Maty	QB	6-0	200	RSFr	Kenton, Ohio
60	McGovern, Connor*	OL	6-4	310	So	Fargo, N.D. (Shanley)
63	McNulty, Brad*	OL	6-4	300	So	Allen, Texas
4	Moore, J'Mon	WR	6-3	190	Fr	Missouri City, Texas (Flkins)
65	Morse, Mitch**	OL	6-6	305	Jr	Austin, Texas (St. Michael's Academy)
6	Murphy, Marcus**	TB	5-9	195	Jr	DeSoto, Texas
25	Newsom, Donavin	LB	6-2	230	RSFr	St. Louis, Mo. (Parkway North)
64	Osborne, Dequinton	DL	6-0	310	Fr	Grand Prairie, Texas (South)
84	Otte, Gavin	WR	5-10	200	Jr	Rolla, Mo.
28	Payton, Ernest*	DB	6-2	210	So	College Station, Texas (A&M Consolidated)
46	Peasel, Kyle	TE	6-4	220	Sr	Troy, Mo. (Buchanan)
11	Penton, Aaron	DB	5-10	185	Fr	St. Louis, Mo. (Christian Brothers)
66	Ploudre, Adam	OL	6-4	295	Fr	Ballwin, Mo. (Marquette HS)
7	Ponder, Randy**	DB	5-10	195	Sr	Edmond, Okla. (Santa Fe)
9	Printz, Eddie	QB	6-2	215	Fr	Marietta, Ga. (Lassiter)
56	Ray, Shane*	DL	6-3	245	So	Kansas City, Mo. (Bishop Miege)
82	Reese, Jason	TE	6-5	240	Fr	Euless, Texas (Trinity)
72	Rhodes, Clay	OL	6-5	290	Fr	Stilwell, Kan. (Blue Valley)
12	Ruise, Darwin*	DB	6-1	240	Jr	Jacksonville, Fla. (Baker County)
19	Rupert, Shaun	S	6-1	185	Fr	Montgomery, Ala. (Carver HS)
52	Sam, Michael***	DL	6-2	255	Sr	Hitchcock, Texas
21	Sasser, Bud*	WR	6-2	210	Jr	Denton, Texas (Ryan)
30	Scherer, Michael	LB	6-3	235	RSFr	St. Louis, Mo. (Country Day)
22	Sherrills, Anthony	DB	6-0	190	Fr	Kansas City, Mo. (Hogan Prep)
21	Simon, Ian*	S	6-0	195	So	Mansfield, Texas (Legacy)
2	Singleton, Duron	DB	6-1	210	Jr	New Orleans, La. (Cox HS/Fresno City CC)
26	Smith, Xavier**	DB	5-11	190	Jr	Edmond, Okla. (North)
12	Soper, Preston	PK	6-0	190	Fr	Muskogee, Okla.
36	Steward, Morgan	TB	6-0	210	RSFr	Kansas City, Mo. (Staley)
96	Vincent, Lucas**	DL	6-2	305	Jr	Olathe, Kan. (North)
13	Ward, Chaston	S	6-1	205	RSFr	Cleburne, Texas
2	Washington, L'Damian***	WR	6-4	205	Sr	Shreveport, La. (Green Oaks)
81	Waters, Eric***	TE	6-4	245	Sr	Mansfield, Texas (Summitt)
9	Webb, Braylon**	S	6-0	205	Jr	Gilmer, Texas
8	White, Darius	WR	6-3	205	Jr	Fort Worth, Texas (Dunbar HS/Univ. of Texas)
24	White, Greg	TB	6-1	220	Jr	DeQueen, Ark.
17	White, Matt***	S	6-0	195	Sr	Keller, Texas
76	Williams, Jordan	OL	6-3	295	RSFr	Denton, Texas (Ryan)
48	Wilson, Andrew***	LB	6-3	240	Sr	Peculiar, Mo. (Raymore-Peculiar)
50	Winston, Evan	DL	6-3	295	RSFr	Muskegon Heights, Mich.





# MIZZOU<sup>®</sup>

## DEPTH CHART

As of  
Dec. 2,  
2013



### OFFENSE

### DEFENSE

<b>LT</b>	68 Justin Britt — 6-6, 315, Sr., 3L
	76 Jordan Williams — 6-3, 295, RSFr.
<b>LG</b>	61 Max Copeland — 6-3, 300, Sr., 1L
	70 Anthony Gatti — 6-5, 315, Jr.
<b>C</b>	77 Evan Boehm — 6-3, 315, So., 1L
	63 Brad McNulty — 6-4, 300, So., 1L
<b>RG</b>	60 Connor McGovern — 6-4, 310, So., 1L
	73 Mitch L. Hall — 6-5, 320, So.
<b>RT</b>	65 Mitch Morse — 6-6, 305, Jr., 2L
	62 Taylor Chappell — 6-5, 300, So.
<b>TE</b>	81 Eric Waters — 6-5, 245, Sr., 3L
	80 Sean Culkin — 6-6, 245, RSFr.
	98 Clayton Echard — 6-4, 255, So.
<b>QB</b>	1 James Franklin — 6-2, 230, Sr., 2L
	7 Maty Mauk — 6-0, 200, RSFr.
	9 Eddie Printz — 6-2, 215, Fr.
<b>TB</b>	20 Henry Josey — 5-10, 190, Jr., 2L
	32 Russell Hansbrough — 5-9, 190, So., 1L
	6 Marcus Murphy — 5-9, 195, Jr., 2L
	36 Morgan Steward — 6-0, 210, RSFr.
<b>Y</b>	85 Marcus Lucas — 6-5, 220, Sr., 3L
	16 Levi Copelin — 6-2, 190, RSFr.
<b>X</b>	15 Dorial Green-Beckham — 6-6, 225, So., 1L
	14 Jaleel Clark — 6-4, 220, Sr., 3L
<b>H</b>	21 Bud Sasser — 6-2, 210, Jr., 1L
	88 Jimmie Hunt — 6-0, 215, Jr., 2L
<b>Z</b>	2 L'Damian Washington — 6-4, 205, Sr., 3L
	8 Darius White — 6-3, 205, Jr.

<b>DE</b>	52 Michael Sam — 6-2, 255, Sr., 3L — <b>OR</b> —
	56 Shane Ray — 6-3, 245, So., 1L
<b>DT</b>	89 Matt Hoch — 6-5, 295, Jr., 2L
	97 Josh Augusta — 6-4, 300, Fr.
<b>NG</b>	90 Harold Brantley — 6-3, 290, RSFr. — <b>OR</b> —
	96 Lucas Vincent — 6-2, 305, Jr., 2L
<b>DE</b>	47 Kony Ealy — 6-5, 275, Jr., 2L
	33 Markus Golden — 6-3, 260, Jr., 1L
	55 Brayden Burnett — 6-2, 245, Sr., 3L
<b>W</b>	10 Kentrell Brothers — 6-1, 240, So., 1L
	12 Darvin Ruise — 6-1, 240, Jr., 1L
<b>M</b>	48 Andrew Wilson — 6-3, 240, Sr., 3L
	30 Michael Scherer — 6-3, 235, RSFr.
<b>S</b>	8 Donovan Bonner — 6-1, 245, Sr., 3L
	40 Clarence Green — 6-0, 225, So.
	25 Donavin Newsom — 6-2, 230, RSFr.
<b>CB</b>	31 E.J. Gaines — 5-11, 195, Sr., 3L
	11 Aarion Penton — 5-10, 185, Fr.
	26 Xavier Smith — 5-11, 190, Jr., 2L
<b>CB</b>	7 Randy Ponder — 5-10, 195, Sr., 2L
	1 John Gibson — 6-0, 185, RSFr.
	3 David Johnson — 5-11, 190, So.
<b>SS</b>	9 Braylon Webb — 6-0, 205, Jr., 2L
	21 Ian Simon — 6-0, 195, So., 1L
<b>FS</b>	17 Matt White — 6-0, 195, Sr., 3L
	5 Cortland Browning — 6-1, 205, So.
	2 Duron Singleton — 6-1, 210, Jr. — <b>QUESTIONABLE</b> —

### SPECIALISTS

<b>KO</b>	99 Andrew Baggett — 6-1, 215, So., 1L
	91 Blake Owens — 5-11, 205, Jr.
<b>H</b>	9 Braylon Webb — 6-0, 205, Jr., 2L
	16 Levi Copelin — 6-2, 190, RSFr.
<b>DS</b>	86 Jake Hurrell — 6-3, 235, RSFr.
	69 Mitch H. Hall — 6-2, 290, So., 1L

<b>PK</b>	99 Andrew Baggett — 6-1, 215, So., 1L
	91 Blake Owens — 5-11, 205, Jr.
<b>P</b>	92 Christian Brinser — 6-2, 200, Jr.
	99 Andrew Baggett — 6-1, 215, So., 1L
<b>KOR</b>	6 Marcus Murphy — 5-9, 195, Jr., 2L
	32 Russell Hansbrough — 5-9, 190, So., 1L
<b>PR</b>	6 Marcus Murphy — 5-9, 195, Jr., 2L
	21 Ian Simon — 6-0, 195, So., 1L