



2013 AUBURN FOOTBALL GAME NOTES

Auburn Athletics Communications | 392 South Donahue Drive | Auburn, AL 36849 | 334.844.9800

AuburnTigers.com | Facebook: Facebook.com/FootballAU | Twitter: @FootballAU | #AUvsWCU

COACHES

Gus Malzahn (Henderson State, 1990)

Auburn Record..... 4-1 (1st year)
vs. WCU first meeting
Overall Record 13-4 (2nd year)
vs. WCU first meeting

Mark Speir (Clemson, 1990)

Western Carolina Record..... 2-15 (2nd year)
vs. Auburn..... first meeting
Overall..... 2-15 (2nd year)
vs. Auburn..... first meeting

SERIES

Auburn leads 2-0
at Auburn Auburn leads 2-0
Last Meeting Auburn 56, WCU 0 (9/7/02)
Current Streak..... Auburn, W2

RANKINGS

Auburn RV AP/RV USA Today
Western Carolina not ranked

TV | PPV

Andy Burcham Play-by-Play
Gabe Gross..... Analysis

RADIO | AUBURN IMG NETWORK

Providing coverage via 50+ stations covering the Southeast: Rod Bramblett (play-by-play); Stan White (analyst); Quentin Riggins (sideline); Paul Ellen (studio/SEC Report); Andy Burcham (locker room)
SATELLITE RADIO Sirius 93/XM 199
IN AUBURN WGZZ-FM (94.3)
ONLINE..... AuburnTigers.com

AUBURN FOOTBALL COMMUNICATIONS

Kirk Sampson Associate AD
kirk@auburn.edu
Shelly Poe..... Assistant AD/Primary Contact
slp0019@auburn.edu
Chuck Gallina..... Director/Secondary Contact
chuckg@auburn.edu
Taylor Bryan Assistant Dir./Secondary Contact
taylor.bryan@auburn.edu
Todd VanEmst..... Photographer
todd@auburn.edu
Steve Sain Videographer
saino2001@yahoo.com
Main Office Phone: 334.844.9800 | Fax: 334.844.9807
Web site: www.AuburnTigers.com
Live stats: Auburn.Statbroadcast.com
Game hashtag: #AUvsWCU



VS.



GAME 6

**AUBURN (4-1, 2-1 SEC) vs.
WESTERN CAROLINA(1-5, 0-3 Southern Conference)**

October 12, 2013 | 1 p.m. CT

TV: PPV | Radio: Auburn IMG Sports Network

Jordan-Hare Stadium (87,451) | Auburn, Ala.

THE GAME

Auburn (4-1, 2-1 SEC) celebrates Homecoming 2013 hosting the Western Carolina Catamounts (1-5, 0-3 Southern Conference) Saturday, October 12, in a 1 p.m. CT game at Jordan-Hare Stadium (87,451) in Auburn. The 1963 Orange Bowl team will be honored on its 50th anniversary.

FIRST AND 10

- This will be Auburn's 100th observance of Homecoming and the Tigers' 87th Homecoming game; Auburn has a 74-8-4 all-time Homecoming record
- Gus Malzahn is 4-1 in his first season as Auburn head coach; Malzahn previously served as Auburn offensive coordinator from 2009-11
- Auburn leads the all-time series with Western Carolina 2-0, posting victories in 1986 (55-6) and in 2002 (56-0) over the Catamounts
- Against Ole Miss, Nick Marshall became Auburn's fourth different 100-yard rusher this season, the first time in program history that feat has been accomplished
- Auburn, Air Force, Minnesota and Arkansas State are the only teams nationally to have four different 100-yard rushers this season; no other SEC school has more than two
- The Tiger defense holds opponents to 14.2% of third-down conversions (3-21) in the fourth quarter; opponents are 23.1% (9-39) on third-down conversions in the second half
- Auburn's six sacks of Ole Miss quarterbacks were the most since the 2005 Iron Bowl (11)
- Defensive end Carl Lawson, with six tackles, two sacks, 3.5 TFL in the win over Ole Miss, is this week's SEC Freshman of the Week
- Auburn's defense allows an average of just 73.8 yards in the fourth quarter and has allowed only two fourth-quarter scores this season
- The Tigers have returned at least one kickoff for a touchdown each of the last six seasons, the third longest streak in America; Tre Mason had a 100-yard return against Washington State

AUBURN (4-1, 2-1 SEC)

Date	Opponent	Score/Time
Aug. 31	WASHINGTON ST. (ESPNU)	W, 31-24
Sept. 7	ARKANSAS ST. (FSN)	W, 38-9
Sept. 14	MISSISSIPPI ST. (ESPN2)	W, 24-20
Sept. 21	at LSU (ESPN)	L, 21-35
Oct. 5	OLE MISS (ESPNU)	W, 30-22
Oct. 12	WESTERN CAROLINA (PPV)	1 p.m.
Oct. 19	at Texas A&M (CBS)	2:30 p.m.
Oct. 26	FLORIDA ATLANTIC	TBA
Nov. 2	at Arkansas	TBA
Nov. 9	at Tennessee	TBA
Nov. 16	GEORGIA	TBA
Nov. 30	ALABAMA	TBA

All times Central

WESTERN CAROLINA (1-5, 0-3 SO CON)

Date	Opponent	Score/Time
Aug. 29	at Middle Tennessee	L, 24-45
Sept. 7	at Virginia Tech	L, 3-45
Sept. 14	THE CITADEL	L, 21-28
Sept. 21	MARS HILL	W, 30-23
Sept. 28	at Samford	L, 23-62
Oct. 5	at Chattanooga	L, 21-42
Oct. 12	at Auburn	1 p.m.
Oct. 19	WOFFORD (ESPN3)	2:30 p.m.
Oct. 26	ELON	2:30 p.m.
Nov. 9	at Georgia Southern	1 p.m.
Nov. 16	FURMAN	2:30 p.m.
Nov. 23	at Appalachian State	2:30 p.m.








All times Central

SEC Champions:
1957, 1983, 1987, 1988, 1989, 2004, 2010
SEC West Champions:
1997, 2000, 2001, 2002, 2004, 2005, 2010

2013 AUBURN FOOTBALL GAME NOTES



2013 SCHEDULE/OPPONENTS

	vs. Washington State Aug. 31 Auburn, Ala. W, 31-24 ESPN	<i>Opening game of the Gus Malzahn era at Auburn is a 31-24 AU win ... first-time starter Robenson Therezie with two interceptions, SEC player of week ... touchdown for Tre Mason on 100-yard kickoff return ... Corey Grant with first career 100-yard rushing game (146) ... Auburn with 396 yards total offense</i>
	vs. Arkansas State Sept. 7 Auburn, Ala. W, 38-9 FSN	<i>Tigers post 38-9 win over Malzahn's previous team...Auburn with 301 yards rushing led by Cameron Artis-Payne (102), Tre Mason (99)... 68-yard TD pass from Nick Marshall to Sammie Coates AU's longest since 2010 ... defense holds ASU without a TD ... Chris Davis (10), Cassanova McKinzy (8), LaDarius Owens (8) leading tacklers</i>
	vs. Mississippi State Sept. 14 Auburn, Ala. W, 24-20 ESPN2	<i>Auburn scores go-ahead TD on 11-yard pass from Nick Marshall to C.J. Uzomah with just 0:10 left to win 24-20 in the SEC opener for both teams ... winning drive covered 88 yards on 12 plays in 1:46 ... Marshall with 339 yards passing, 151 in 1st quarter ... Cody Parkey 3 FGs made ... Ryan White, Jake Holland led defense 8 tackles each</i>
	at LSU Sept. 21 Baton Rouge, La. L, 21-35 ESPN	<i>LSU was a 35-21 winner in AU's rainy 2013 SEC road opener ... Tre Mason (132 rushing, 2TD) and Sammie Coates (139 receiving) led AU offense that gained 333 second-half yards ... Jermaine Whitehead interception was first by an LSU opponent in 2013 ... Auburn's defense allowed only 34 fourth-quarter yards</i>
	vs. Ole Miss Oct. 5 Auburn, Ala. ESPN 6 p.m.	<i>Auburn defense with 6 sacks, 2 interceptions in 30-22 victory ... Nick Marshall (140 yards, 2 TD) becomes AU's fourth 100-yard rusher of season ... Robenson Therezie 78-yr INT for TD ... Ryan Smith 4-yr INT ... Carl Lawson, Gabe Wright, Dee Ford each with 2 sacks ... tailback Tre Mason with 192 all-purpose yards</i>
	vs. Western Carolina Oct. 12 Auburn, Ala. PPV 1 p.m.	<i>100th observance of Homecoming at Auburn ...</i>
	at Texas A&M Oct. 19 College Station, Texas CBS 2:30 p.m.	
	vs. Florida Atlantic Oct. 26 Auburn, Ala. TBA	
	at Arkansas Nov. 2 Fayetteville, Ark. TBA	
	at Tennessee Nov. 9 Knoxville, Tenn. TBA	
	vs. Georgia Nov. 16 Auburn, Ala. TBA	
	vs. Alabama Nov. 30 Auburn, Ala. TBA	

AUBURN BY THE NUMBERS

Category	2013
Record	4-1
SEC	2-1
West	2-1
East	0-0
Non-Conference	2-0
Home	4-0
Away	0-1
Neutral	0-0
Day	0-0
Night	4-1
TV Games	4-1
ABC	0-0
CBS	0-0
ESPN	0-1
ESPN2	1-0
ESPNU	2-0
ESPN3D	0-0
FSN	1-0
SEC Network	0-0
CSS	0-0
Scoring first	3-0
Opponent scoring first	1-1
Leading at half	4-0
Trailing at half	0-1
Tied at half	0-0
Leading after Third Quarter	3-0
Trailing after Third Quarter	1-1
Tied after Three Quarters	0-0
Overtime Games	0-0
Scoring fewer than 20 points	0-0
Scoring 20+ points	4-1
Scoring 30+ points	3-0
Allowing fewer than 20 points	1-0
Allowing 20+ points	3-1
Allowing 30+ points	0-1
Rushing for less than 100 yards	0-0
Rushing for 100+ yards	4-1
Rushing for 200+ yards	3-1
Passing for 200+ yards	1-1
Passing for 300+ yards	1-0
Totaling less than 300 yards	0-0
Totaling 300+ yards	4-1
Totaling 400+ yards	3-1
Allowing less than 100 yards	0-0
Allowing less than 300 yards	0-0
Allowing 300+ yards	4-1
Having 100-yard rusher	3-1
Opp 100 yard rusher	1-1
No turnovers	0-0
Fewer than 3 turnovers	3-0
3 or more turnovers	1-1
No takeaways	1-0
Fewer than 3 takeaways	2-1
3 or more takeaways	1-0
More than 30:00 of possession	0-1
Less than 30:00 of possession	4-0



STATISTICAL COMPARISON

Auburn vs. Western Carolina Per Game Statistics

Table with 3 columns: Statistic, AU, WCU. Rows include Points, Total Offense, First Downs, Rushing Yards, Passing Yards, Time of Possession, 3rd Down Pct., Points Allowed, Yards Allowed, Rushing Yards Allowed, Passing Yards Allowed.

STATISTICAL LEADERS

RUSHING YARDS

Table with 2 columns: AUBURN, WCU. Rows list player names and rushing yards for Auburn (Tre Mason, Nick Marshall, C Artis-Payne, Corey Grant) and Western Carolina (Troy Mitchell, Darius Ramsey, Shaun Warren, Garry Lewis).

PASSING YARDS

Table with 2 columns: AUBURN, WCU. Rows list player names and passing yards for Auburn (Nick Marshall, J Wallace) and Western Carolina (Troy Mitchell, E Sullivan).

RECEPTIONS

Table with 2 columns: AUBURN, WCU. Rows list player names and reception counts for Auburn (Sammie Coates, Marcus Davis, Ricardo Louis, Bray/Mason) and Western Carolina (K Benson, T Robinson, Willie Police, Jeff Moore).

POINTS SCORED

Table with 2 columns: AUBURN, WCU. Rows list player names and number of points scored for Auburn (Cody Parkey, Tre Mason, 3 with) and Western Carolina (K Benson, R Sigmon, 2 with).

TACKLES

Table with 2 columns: AUBURN, WCU. Rows list player names and tackle counts for Auburn (R Therezie, J Whitehead, C McKinzy, J Mincy, RWhite/RSmith) and Western Carolina (C Carson, S Harris, Ace Clark, Christon Gill, Jaleel Lorquet).

INTERCEPTIONS

Table with 2 columns: AUBURN, WCU. Rows list player names and interception counts for Auburn (R Therezie, Joshua Holsey, J Whitehead, Ryan Smith) and Western Carolina (Christon Gill, Trey Morgan, Andre Whitmire).

SACKS

Table with 2 columns: AUBURN, WCU. Rows list player names and sack counts for Auburn (Gabe Wright, Carl Lawson, Dee Ford) and Western Carolina (Andre Shiskin, C Carson, 4 with).

About Gus Malzahn

Gus Malzahn, who served as Auburn's offensive coordinator from 2009-11, is in his first year as Auburn's head coach. He is 4-1 at Auburn and 13-4 overall.

Malzahn, who won the Broyles Award as the nation's top assistant coach in 2010 while helping the Tigers to the BCS National Championship, returned to Auburn after serving as the head coach at Arkansas State in 2012, where he led the program to the Sun Belt Conference title. He was named Auburn's 27th head football coach on December 4, 2012.

Last season at Arkansas State, Malzahn led the Red Wolves to a 9-3 record and 7-1 conference mark. While at Auburn, Malzahn made an immediate impact during his tenure, highlighted by a record-setting offense in 2010 under Heisman Trophy winner Cam Newton. The 2010 Auburn offense set nine school records, including points in a season (577), points per game (41.2), total yards (6,989), total offense (499.2), rushing yards (3,987), rushing touchdowns (41) and passing touchdowns (31). Malzahn's record-setting offense in 2010 led the Southeastern Conference and finished in the top 10 nationally in six statistical categories.

Malzahn's arrival in 2009 and style of offense marked a drastic turnaround from the 2008 season when Auburn struggled offensively. In a two-year period, the Tigers improved from a tie for 110th to seventh in the nation in scoring offense (from 17.3 to 41.2) and from 104th to seventh in total offense.

Prior to Auburn, Malzahn was the offensive coordinator for two seasons at Tulsa (2007-08) and Arkansas (2006). Two of Malzahn's first three collegiate offenses ranked in the top 10 nationally in rushing, including the 2008 Tulsa team and 2006 Arkansas squad. His offenses at Tulsa were also among the nation's finest, ranking first nationally in total offense in 2007 and 2008. He coached Heisman Trophy finalist Darren McFadden at Arkansas, while helping the Razorbacks finish fourth nationally in rushing at 228.5 yards per game.

Malzahn's coaching career began in his home state of Arkansas at the high school level. In 14 seasons as a high school head coach, Malzahn led seven teams to the state championship game and won three titles. In July 2013, he was inducted into the Arkansas High School Sports Hall of Fame.

The Series

Auburn leads the all-time series with Western Carolina by a 2-0 count. Auburn was a 55-6 winner over the Catamounts in 1986 and a 56-0 winner in 2002; both games were played at Jordan-Hare Stadium.

Auburn, which was a member of the Southern Conference from 1921-32, holds a 61-1-1 all-time record against teams that are now Southern Conference members.

Auburn is 41-51-8 all-time in games versus teams that were Southern Conference members at the time, including contests with Appalachian State, Chattanooga, The Citadel, Clemson, Duke, East Tennessee State, Florida, Furman, Georgia, Georgia Southern, Georgia Tech, LSU, Maryland, Ole Miss, Mississippi State, Samford, South Carolina, Sewanee, Tennessee, Tulane, Vanderbilt, Virginia Tech and Western Carolina.

Homecoming On The Plains

Saturday's game will mark the 100th observance of Homecoming at Auburn and the 87th homecoming game for the Tigers. Homecoming at Auburn began in June, 1913, when Dr. Charles Thach, president of what was then Alabama Polytechnic Institute, issued a proclamation calling for "the observance of a Homecoming for all those loyal sons who, as former Auburn students, have passed through her portals and received her honors."

Homecoming festivities were held in connection with the spring commencement exercises until 1924, when Auburn beat Clemson, 13-0, in Auburn's first Homecoming game. The game was played on old Drake Field, which is now the parking lot for the student union.

Until the first section of Jordan-Hare Stadium was completed in 1939, Auburn sometimes observed Homecoming in Montgomery or Columbus, Ga., since adequate campus facilities were not available. Auburn did not have Homecoming games in 1930 and 1938. There was no football team in 1943 because of World War II.

Auburn is 74-8-4 in Homecoming games. Mississippi State (16 times) has been the most common Homecoming opponent. More Homecoming notes:

Auburn has won 21 straight Homecoming contests, a school record for consecutive Homecoming victories; the previous best of 18 straight Homecoming wins was from 1953-69.

SEC Champions:
1957, 1983, 1987, 1988, 1989, 2004, 2010
SEC West Champions:
1997, 2000, 2001, 2002, 2004, 2005, 2010

2013 AUBURN FOOTBALL GAME NOTES



Auburn has scored 25 or more points in 26 of the last 30 Homecoming games, including 30 or more points in 24 of those contests.

Auburn is 35-2-1 in its last 37 Homecoming games. Auburn's last Homecoming loss came on Oct. 26, 1991, in a 24-17 setback against Mississippi State.

The Homecoming Court

At halftime of Saturday's game, the Homecoming Queen will be crowned on the east side of the field. A pool of more than 50 applicants went through two rounds of interviews and cuts before the five finalists were announced. The queen will be elected by a vote of the Auburn student body and the winner's name is kept secret until the announcement.

The five finalists for Homecoming queen are: Jacie Coressel (Political Science/Concord, N.C.); Molly Anne Dutton (Horticulture/Gardendale, Ala.); Heather Henley (Elementary Education/Hoover, Ala.); Cody Nall (Collaborative Special Education/Birmingham, Ala.); and Hannah Wilson (English Language Arts Education/Vestavia Hills, Ala.).

All applicants must be an undergraduate with senior status and maintain a grade point average of 2.5 or better. Each applicant was also nominated by a member of one of the 300 campus organizations.

In October Games

Auburn is 299-156-18 (.650) all-time in the month of October, and has won 10 of its last 16 October contests.

Auburn's all-time home record in October is 164-33-3 (.826). Away from Auburn, the Tigers are 135-123-15 (.522) during the month of October.

Notes About The Coaching Staff...

Gus Malzahn has produced nine 1,000-yard rushers in seven seasons as a college head coach/offensive coordinator including at least one in each season.

Coach Malzahn has had nine 1,000-yard rushers, five 1,000-yard receivers and three 3,000-yard passers. Included in the 3,000-yard passers are Paul Smith, who threw for 5,065 yards for Tulsa in 2007 and David Johnson, who threw for 4,059 yards for Tulsa in 2008. Malzahn has had two 1,000-yard rushers in the same season twice, 2006 at Arkansas and 2010 at Auburn. His 2007 Tulsa team had three 1,000-yard receivers.

Rodney Garner and Dameyune Craig are the first pair of former Auburn Football lettermen to be on Auburn's staff at the same time since Kurt Crain and Garner were on the Tiger staff from 1993-95.

The last time Garner and Craig were in Auburn uniforms together at Jordan-Hare Stadium prior to this season was the 1995 Iron Bowl, a 31-27 Auburn victory. Craig's last home game as an Auburn quarterback was an AU 18-17 Iron Bowl victory in 1997.

Of the 31 schools that hired new head coaches for the 2013 season, 11 completely turned over their entire coaching staffs: Auburn, California, Cincinnati, Colorado, Florida International, Georgia State, Kentucky, Purdue, South Florida, Tennessee and Western Kentucky. Six others retained one assistant coach (Arkansas, Boston College, Idaho, North Carolina State, Southern Miss, Western Michigan), while the other 14 kept two or more former assistants on staff.

In eight seasons as a college head coach or coordinator, Malzahn has had a different starting quarterback: Robert Johnson (2006/Arkansas); Paul Smith (2007/Tulsa); David Johnson (2008/Tulsa); Chris Todd (2009/Auburn); Cam Newton (2010/Auburn); Barrett Trotter (2011/Auburn); Ryan Aplin (2012/Arkansas State); Nick Marshall (2013/Auburn).

30+ Points Equals Victory

Auburn has won 80 consecutive games when scoring 30 or more points. The last time the Tigers lost when registering at least 30 points was a 56-49 four-overtime loss to Georgia in 1996. In its history, Auburn is now 297-4 all-time when scoring at least 30 points.

Second-Half Defense

Auburn's defense has faced 35 second-half drives this season, yielding 1,011 yards on 185 plays, but giving up only four field goals and five touchdowns.

The Auburn defense gets even better in the fourth quarter, giving up only 369 yards on 85 plays during 18 drives starting in the fourth quarter and allowing opponents to score only 13 fourth-quarter points during the first five games of the season. The Tigers allow 202.2 yards/game in the second half and 73.8 yards in the fourth quarter per game.

Against LSU, Auburn allowed its first touchdown in the fourth quarter on a 32-yard pass play that was the first play of the fourth stanza.

QUICK FACTS

Auburn University

Location Auburn, Ala.
 Founded 1856
 Joined SEC 1932 (Original member)
 Enrollment 25,469
 Nickname Tigers
 Colors Burnt Orange and Navy Blue
 Facility (Capacity) Jordan-Hare Stadium (87,451)
 Jordan-Hare Stadium Record 290-74-7
 Playing Surface Natural Grass
 President Dr. Jay Gogue
 Director of Athletics Jay Jacobs
 Faculty Representative Dr. Mary Boudreaux

Football History

First Year of Football 1892
 All-Time Record (Years) 718-415-47 (121st)
 All-Time SEC Record (Years) 293-231-18 (80th)
 Number of SEC Championships (Last) 7 (2010)
 All-Time Bowl Record 22-13-2
 BCS Bowl Games 2 (2-0)
 Number of National Championships .. 2 (1957, 2010)
 First-Team All-Americans 71
 National Coach of the Year winners 2
 Broyles Award winners 2
 Heisman Trophy winners 3
 Lombardi Award winners 2
 Manning Award winners 1
 Maxwell Award winners 1
 Davey O'Brien Award winners 1
 Outland Trophy winners 2
 Thorpe Award winners 1
 First-Team All-SEC Selections 241

Team Facts

Head Coach Gus Malzahn
 Alma Mater, Year Henderson State, 1990
 Year as Head Coach at Auburn 1st
 Offensive Coordinator/QBs Rhett Lashlee
 Defensive Coordinator/LBs Ellis Johnson
 Associate Head Coach/DL Rodney Garner
 Co-Def Coord/Safeties Charlie Harbison
 Co-Off Coord/Receivers Dameyune Craig
 Tight Ends/Special Teams Coord Scott Fountain
 Offensive Line J.B. Grimes
 Running Backs Tim Horton
 Cornerbacks Melvin Smith

Football Quick Facts

2012 Record 3-9
 2012 SEC Record 0-8
 SEC Finish 7th, Western Division
 Lettermen Returning/Lost 41/18
 Starters Returning 18 (8 offense, 7 defense, 3 spec)
 Starters Lost 7 (3 offense, 4 defense)



2013 AUBURN FOOTBALL GAME NOTES

Perfect Seasons:
1900, 1904, 1913, 1957, 1993, 2004, 2010
National Champions:
1957, 2010

TIGERS PERFECT TWICE SINCE 2004

Auburn is the only Southeastern Conference team to record two perfect seasons since 2004, going 13-0 in '04 and 14-0 in 2010. Since the 2004 season, Auburn has won 45 of its 75 SEC games and 47 of its 77 games against SEC schools, including the 2004 (vs. Tennessee) and 2010 (vs. South Carolina) SEC Championship games. SEC record since 2004:

	W-L	Pct.
LSU	55-20	.733
Florida	53-22	.707
Texas A&M	7-3	.700
Alabama	53-23	.697
Georgia	52-24	.684
Auburn	45-30	.600
South Carolina	41-34	.547
Arkansas	35-39	.473
Tennessee	33-41	.446
Mississippi State	23-51	.311
Kentucky	19-55	.257
Ole Miss	19-55	.257
Vanderbilt	19-56	.253
Missouri	3-6	.333

AUBURN IN OVERTIME

Auburn OT Record: 7-5

Home: 5-3

Road: 0-2

Neutral: 2-0

SEC: 1-4

Non-Conference: 6-1

Date	Opponent	Result
11/16/96	GEORGIA(4OT)	L, 56-49
9/25/99	OLE MISS	L, 24-27
11/11/00	GEORGIA	W, 29-26
10/20/01	LOUISIANA TECH	W, 48-41
9/28/02	SYRACUSE (3OT)	W, 37-34
10/19/02	at Florida	L, 30-23
10/22/05	at LSU	L, 20-17
9/8/07	SOUTH FLORIDA	L, 26-23
12/31/07	vs. Clemson*	W, 23-20
1/1/10	vs. Northwestern^	W, 38-35
9/18/10	CLEMSON	W, 27-24
9/15/12	ULM	W, 31-28

All games 1 OT unless noted

Home Games All Caps

* Chick-fil-A Bowl

^ Outback Bowl

Auburn OT Records:

First OT Game in SEC History:

Auburn vs. Georgia, 1996

Most OT Periods: 4, vs. Georgia, 1996

Most OT Points Scored: 21 vs. Georgia, 1996

Most Rushing Yards:

40, Carnell Williams vs. Syracuse, 2002

Most Passing Yards:

45, Dameyune Craig vs. Georgia, 1996

Most Receiving Yards:

23, Karsten Bailey vs. Georgia, 1996

After that, Auburn allowed LSU to gain only two more yards on four ensuing drives.

The Tiger defense kept Mississippi State from converting a third down in the second half; MSU was 0-7. Including a failed third-down conversion attempt at the end of the first half, the State offense was 0-8 after starting the game 5-7 on third down. New Mexico State was 0-for-7 on third down in the first half of Auburn's 42-7 win last year. The last time Auburn held an SEC opponent to 0 first downs for a half was last year at Vanderbilt, where the Commodores were 0-4 on third downs in the second half.

The Ellis Effect

Including his current stint at Auburn, Ellis Johnson's last three stops as defensive coordinator have all seen the veteran coach bring a major improvement to each team's scoring defense in his first season with the club.

This season with the Tigers, Johnson has guided the defense to an improvement of 28 spots in the NCAA scoring defense rankings through 2013's first five games (66th to 38th).

Mississippi State: 2003 - 117 (last)/39.2 ppg
2004 - 60/25.5 (-2.4)

South Carolina: 2007 - 39/23.5 ppg
2008 - 31/21.1 (-13.7)

Auburn: 2012 - 66/28.3 ppg
2013 - 38/22.0 (-6.3)

More From The Ole Miss Game...

• Auburn's opening drive of 80 yards, 1:31 TOP was AU's third straight scoring drive of 80+ yards. It was Auburn's quickest scoring drive in an SEC game this year; the last time Auburn scored on its first possession against an SEC opponent was in 2011 versus Georgia.

• Auburn finished with six sacks in the game. It is the most sacks in a game for Auburn since sacking Alabama QBs 11 times in 2005.

• Carl Lawson's second-quarter sack was the first of his career. He also had the final sack of the game for Auburn. Lawson, Gabe Wright and Dee Ford each finished with two sacks on the night. Lawson earned SEC Freshman of the Week honors.

• Quarterback Nick Marshall rushed for a career-high 140 yards on 14 carries with two touchdowns. Of his 14 carries, eight resulted in an Auburn first down.

• Including third and fourth downs, the Auburn defense held Ole Miss to just 2-11 conversions in the second half. The Auburn defense held Ole Miss to just 1-14 on third down in the final three quarters; Ole Miss was 3-5 on third down in the first quarter.

• The 14.0 tackles for loss by the Auburn defense against Ole Miss were the most by an AU defensive unit since recording 16.0 vs. Kentucky in 2004.

• Nick Marshall's 28-yard gain in the first quarter was the longest rush of his career. Marshall's 5-yard second-quarter touchdown run was Marshall's first rushing touchdown. His two touchdown runs against Ole Miss were the first pair of rushing scores by an Auburn QB since Kiehl Frazier scored two rushing TDs in the 2011 Chick-fil-A Bowl against Virginia.

• Marshall posted his first 100-yard rushing game. The last Auburn QB to rush for 100 yards in a game was Cam Newton vs. Georgia in 2010. Marshall becomes the 61st player in Auburn history to have a 100-yard rushing game. This is the first time in Auburn history Auburn has had four different 100-yard rushers in the same season: others this season were Corey Grant (Washington State); Cameron Artis-Payne (Arkansas State); Tre Mason (LSU)

• Auburn leads its opponents 28-10 in points scored off turnovers this season, even though the Tigers are -2 in turnover margin (8-10).

• Auburn rushed for three touchdowns against both LSU and Ole Miss. This is the first time Auburn has rushed for at least three TDs in consecutive games since having five rushing TDs vs. Chattanooga and Georgia in 2010. It is the first time Auburn has rushed for at least three TDs in consecutive SEC games since having six vs. Arkansas and three vs. LSU in 2010.

• Last season, Auburn scored only eight offensive touchdowns total in eight SEC games. This season, the Tigers have scored eight offensive touchdowns in just three SEC games. (vs. Mississippi State, LSU and Ole Miss).

In The Red Zone/Offense

Auburn is 17-for-19 scoring in the red zone on the season, for the second-best percentage in the SEC (.895). Auburn has scored 12 touchdowns and five field goals on drives in the red zone this season.

SEC Champions:
 1957, 1983, 1987, 1988, 1989, 2004, 2010
SEC West Champions:
 1997, 2000, 2001, 2002, 2004, 2005, 2010

2013 AUBURN FOOTBALL GAME NOTES



In The Red Zone/Defense

Auburn is tied for second in the SEC in red zone defense, allowing opponents to score 14 of 20 times, for a 70.0 percentage. Opponents have converted 10 touchdowns and four field goals in the red zone.

That percentage is a significant improvement from the Tigers' national ranking over the last five seasons. Auburn currently ranks 19th in NCAA red zone defense; the Tigers' best ranking in the past five seasons has been 72nd in 2010 (0.84).

Penalties

Auburn has been flagged with only 22 total penalties this season. The Tigers committed nine penalties against Arkansas State, and only 13 in the other four contests combined. Auburn had only one penalty against Mississippi State, a five-yard penalty for illegal formation. The last time Auburn had only one penalty in a game was in 2008, when Auburn had one five-yard penalty in a 37-20 win over UT Martin.

Auburn is 18th nationally and third in the SEC in fewest penalties per game (4.40), and in fewest penalty yards per game, the Tigers are 23rd nationally and fourth in the SEC (38.6 yards per game).

The Graduates

Five members of the 2013 Auburn squad have already earned bachelor's degrees. Graduating in May were Nosa Eguae (communication), Steven Clark (exercise science) and Chandler Shakespeare (business management). Craig Sanders (human development and family studies) and Ryan Smith (public administration) were August graduates.

Tre Mason On The Carry

Junior Tre Mason continues to make his mark on the Auburn record book. He recorded his first 100-yard game of the season at LSU (the fourth of his career and his first against an SEC opponent) with 132 yards on 26 carries, scoring twice. Mason is averaging 83.0 rushing yards per game, ninth best among the SEC rushing leaders this week.

With 1,578 career rushing yards, he is 24th on Auburn's career list, moving past Terry Henley (1,534 yards rushing from 1970-72) and Rudi Johnson (1,567 yards in 2000) in the Ole Miss game. He had 192 all-purpose yards against Ole Miss, including a team-best 62 yards on three receptions.

Mason had two rushing touchdowns of 2 yards each against LSU, the third time he has scored two rushing TDs in a game. Mason scored on a 1-yard run vs. Ole Miss and scored an 11-yard rushing TD against Arkansas State and rushing and return scores against Washington State. Mason now has 14 career rushing and 16 total touchdowns. He and New Mexico's Carlos Wiggins are the only players in the nation with a 100-yard rushing game, a rushing touchdown and 100-yard kick return TD this season.

His kickoff return touchdown of 100 yards against Washington State was the second KOR score of his career; his first was a 97-yard return against Utah State in the 2011 season opener. The Tigers have returned 20 kickoffs for touchdowns in program history. Before Mason, Auburn's last KOR for a touchdown was a 100-yard return by Onterio McCalebb at Mississippi State last season.

Now ninth among Auburn career leaders in kickoff return yards, Mason has 955 total, and 2,528 all-purpose yards in his career.

On the final carry of 2012, Mason passed the 1,000-yard rushing mark, finishing with 1,002 yards on 171 carries (the fewest number of carries to 1,000 yards by any SEC rusher last season). He was the first non-quarterback to lead Auburn in total offense for a season since Bo Jackson in 1985.

Mason's 181-yard rushing total against Alabama A&M last season gave him his third 100-yard game. He also had 100-yard efforts with a then-career-high 152 against New Mexico State and 106 yards against Clemson. Mason's 86-yard touchdown run in the first quarter against Alabama A&M was the fourth longest rushing play in Auburn history and the seventh longest play from scrimmage ever.

Mason led Auburn in rushing for the 2012 season with 1,002 yards on 171 carries, a 5.9-yard per-carry average. Scoring twice against AAMU, his eight touchdowns were also most on the squad; he scored seven of those in the last seven games.

The Ground Game

With 146 yards rushing on nine carries against Washington State, Corey Grant posted his first 100-yard game, the 59th Auburn rusher ever to do so. Grant's 75-yard touchdown run in the second quarter was his first Auburn score and the 24th-longest touchdown run in Auburn history.

TIGERS IN THE NFL (As of Oct. 6, 2013)

Active Players

Name	Pos.	Team
Daren Bates	LB	St. Louis Rams
Rob Bironas	K	Tennessee Titans
Ronnie Brown	RB	San Diego Chargers
Josh Byner	LB	Baltimore Ravens
Jason Campbell	QB	Cleveland Browns
Karlos Dansby	LB	Arizona Cardinals
King Dunlap	OL	San Diego Chargers
Nick Fairley	DT	Detroit Lions
Quentin Groves	LB	Cleveland Browns
Ben Grubbs	OL	New Orleans Saints
Josh Harris	DS	Atlanta Falcons
Will Herring	LB	New Orleans Saints
Brandon Jacobs	RB	New York Giants
Corey Lemonier	LB	San Francisco 49ers
Sen'Derrick Marks	DT	Jacksonville Jaguars
Brandon Mosley	OL	New York Giants
Cam Newton	QB	Carolina Panthers
Jerraud Powers	DB	Arizona Cardinals
Carlos Rogers	DB	San Francisco 49ers
Pat Sims	DT	Oakland Raiders
Ben Tate	RB	Houston Texans

IR/PUP

Tyrone Green	OL	New England Patriots
Jay Ratliff	DE	Dallas Cowboys

Practice Squad

Onterio McCalebb	DB	Cincinnati Bengals
Emory Blake	WR	St. Louis Rams

- As of October 6, Auburn has 25 players on NFL rosters, representing 18 different NFL teams.

- Auburn has had 27 players taken in the first round & four No. 1 overall draft picks: Cam Newton (Carolina, '11), Aundray Bruce (Atlanta, '88), Bo Jackson (Tampa, '86) & Tucker Frederickson (NY Giants, '65).

- At least one former Tiger has been selected to 14 of the last 15 Pro Bowls.

- Auburn has had at least one former player in eight of the last nine Super Bowls.

- Auburn has four active CFL players: DE Antonio Coleman (Saskatchewan); WR Courtney Taylor (BC); DB Neiko Thorpe (Toronto); DB Demond Washington (Winnipeg)



CAREER PARTICIPATION/STARTS

No.	Name	Pos.	GP/GS
1	Montravius Adams	DL	5/0
74	Will Adams	OL	5/0
21	Mackentro Alexander	DB	5/0
44	Cameron Artis-Payne	RB	5/0
40	Gage Batten	FB	1/0
98	Angelo Blackson	DL	30/14
50	Ben Bradley	DL	5/3
4	Quan Bray	WR	30/5
92	Kenneth Carter	DE	38/12
30	Steven Clark	P	35/-
18	Sammie Coates	WR	17/6
72	Shon Coleman	OL	1/0
97	Elijah Daniel	DL	5/0
11	Chris Davis	CB	37/20
80	Marcus Davis	WR	5/1
28	T.J. Davis	DB	3/0
52	Justin DeLaine	DE	6/0
89	Jaylon Denson	WR	29/6
76	Jordan Diamond	OL	1/0
50	Reese Dismukes	C	28/28
94	Nosa Eguae	DE	44/34
65	Tunde Fariyike	OL	29/2
31	Trent Fisher	DB	25/2
33	Kenny Flowers	LB	5/0
30	Dee Ford	DE	43/10
23	Johnathan Ford	DB	5/0
25	Kiehl Frazier	QB/WR	25/5
17	Kris Frost	LB	15/0
11	Brandon Fulse	TE	30/11
26	Justin Garrett	DB/LB	17/1
20	Corey Grant	RB	12/1
45	Kemiya Harrell	DL	3/0
48	Forrest Hill	DS	17/-
5	Jake Holland	LB	36/21
15	Joshua Holsey	DB	17/11
29	Brandon King	DB	5/0
63	Alex Kozan	OL	5/5
3	Jonathan Jones	DB	13/3
55	Carl Lawson	DE	5/0
70	Robert Leff	OL	5/0
59	Jake Lembke	DS	16/-
5	Ricardo Louis	WR	17/0
41	Patrick Lymon	RB	2/0
14	Nick Marshall	QB	5/5
21	Tre Mason	RB	29/12
8	Cassanova McKinzy	LB	12/6
37	Kamryn Melton	DB	2/0
51	Patrick Miller	OL	17/15
6	Jonathon Mincy	DB	20/20
16	JaViere Mitchell	LB	5/0
93	JaBriar Niles	DT	5/0
10	LaDarius Owens	DE	23/3
36	Cody Parkey	K	37/-
42	Gimel President	DE	1/0
35	Jay Prosch	FB	17/11
82	Melvin Ray	WR	14/0
1	Trovan Reed	WR	28/3
73	Greg Robinson	OL	17/16
13	Craig Sanders	DE	41/3
62	Chad Slade	OL	30/27
24	Ryan Smith	DB	36/3
8	Tony Stevens	WR	4/0
43	Anthony Swain	LB	15/0
27	Robenson Therezie	RB	29/5
81	C.J. Uzomah	TE	29/3
12	Jonathan Wallace	QB	11/4
99	Brian Walsh	DL	1/0
54	Jeffrey Whitaker	DT	36/19
19	Ryan White	DB	35/7
9	Jermaine Whitehead	DB	30/18
78	Colton Wingard	OL	1/0
90	Gabe Wright	DL	29/11
56	Avery Young	OT	4/3
49	Patrick Young	TE	1/0

Grant made his first career start against Arkansas State, and responded with a 17-yard first quarter touchdown. Grant is averaging 49.6 rushing yards per game.

Cameron Artis-Payne scored his first career touchdown in the fourth quarter of the win over Arkansas State, a 12-yard run that also put him beyond 100 yards on the night, the 60th player in Auburn history to record a 100-yard rushing game. Through five games, the junior college transfer is averaging 51.2 yards per game on the ground.

Kickoff Return String

Auburn ranks third in the nation among teams with the longest active streak of kickoff returns for a touchdown in consecutive seasons. The Tigers have had at least one kickoff return for a score in each of the past six seasons, including Tre Mason's 100-yard return against Washington State.

Schools with the most consecutive seasons with a kickoff return for a score (*already extended for 2013):

Kansas State	9*
Louisiana Tech	7
UCF	6
Auburn	6*
Northern Illinois	5*
Florida	4
Arizona State	4
Toledo	4
Idaho	4

Auburn's KOR touchdowns during that string have come from: Onterio McCalebb (100 vs. Mississippi State, 2012 and 83 vs. Alabama, 2011); Tre Mason (97 vs. Utah State in 2011 and 100 vs. Washington State, 2013); Demond Washington (95 vs. Ole Miss, 2010 and 99 vs. Georgia, 2009); and Tristan Davis (97 vs. Arkansas and 95 vs. UT-Martin, 2008).

When Scoring 20+ Points

Since 2001, Auburn is 105-15 (.879) when scoring 20 or more points in a game. Dating back to the start of the 1993 season, Auburn is 148-22-1 (.871) when scoring 20 or more points in a game.

Interceptors

Robenson Therezie and Joshua Holsey each recorded their first career interception against Washington State. It marked the first time two players recorded their first career picks in the same game since Jake Holland and Jermaine Whitehead did so vs. Florida Atlantic in 2011.

Therezie was the first Auburn player to record two interceptions in a game since Josh Bynes against Arkansas in 2010. Auburn as a team had only two interceptions in the 2012 season. Therezie was selected as SEC Defensive Player of the Week and the Jim Thorpe Award national defensive back of the week.

Therezie scored on a 78-yard interception against Ole Miss, the eighth longest such play in Auburn history. It was the longest interception return for a touchdown by an Auburn player since Walter McFadden in the 2010 Outback Bowl vs. Northwestern. Auburn's last interception for a touchdown was by Trent Fisher vs. Alabama A&M last season, a 60-yard return. It was Therezie's third interception of the season, and the first interception thrown by Ole Miss' Bo Wallace this year. Ryan Smith recorded his first career interception against Ole Miss in the fourth quarter of that win.

Jermaine Whitehead recorded a third-quarter interception at LSU, breaking Zach Mettenberger's string of 77 pass attempts without an interception. It was Auburn's first interception in an SEC game since 2011 vs. Ole Miss (T'Sharvan Bell). It was the second career pick for Whitehead; his first was versus Florida Atlantic in 2011.

First-Time Tigers

In the season opener against Washington State, 14 Auburn players saw their first action in a Tiger uniform: Montravius Adams, Will Adams, Mackentro Alexander, Cameron Artis-Payne, Ben Bradley, Elijah Daniel, Marcus Davis, Johnathan Ford, Brandon King, Alex Kozan, Carl Lawson, Robert Leff, Nick Marshall and JaViere Mitchell.

There were eight more Tigers who saw their first Auburn action against Arkansas State: Gage Batten, Shon Coleman, T.J. Davis, Jordan Diamond, Kenny Flowers, Kamryn Melton, Gimel President and Tony Stevens. Patrick Lymon saw his first action at LSU. Of Auburn's first-time players this season, eight are true freshmen, nine are redshirt freshmen and five are junior college transfers.

Air Marshall Well Grounded

Junior college transfer Nick Marshall becomes more comfortable with the Auburn offense every outing. After five games, Marshall has passed for 902 yards and rushed for 288 more, averaging 238.9 yards total offense per game, eighth in the SEC.

SEC Champions:

1957, 1983, 1987, 1988, 1989, 2004, 2010

SEC West Champions:

1997, 2000, 2001, 2002, 2004, 2005, 2010

2013 AUBURN FOOTBALL GAME NOTES

Against Ole Miss, Marshall posted his first 100-yard rushing game, with 140 yards on 14 carries, scoring twice. That's the most rushing yards posted by an SEC quarterback in a game this season and the 12th best rushing performance by an Auburn QB ever. Only seven Auburn QBs have rushed for 100 yards in a game: Marshall, Travis Tidwell, Cam Newton, Bobby Hunt, Phil Gargis, Kodi Burns and Jimmy Sidle.

His 28-yard gain in the first quarter was the longest rush of his career, and his 5-yard second-quarter touchdown run was Marshall's first rushing touchdown. His two touchdown runs against Ole Miss were the first pair of rushing scores by an Auburn QB since Kiehl Frazier scored two rushing TDs in the 2011 Chick-fil-A Bowl against Virginia.

The last Auburn QB to rush for 100 yards in a game was Cam Newton vs. Georgia in 2010. Marshall becomes the 61st player in Auburn history to have a 100-yard rushing game. This is the first time in Auburn history that Auburn has had four different 100-yard rushers in the same season: others this season were Corey Grant (Washington State); Cameron Artis-Payne (Arkansas State); Tre Mason (LSU).

Only five quarterbacks nationally have rushed for more yards in a game this season: *Taysom Hill (BYU) 259 vs. Texas*, *Jordan Lynch (Northern Ill.) 189 vs. Eastern Ill.*, *Taysom Hill (BYU) 165 vs. Middle Tenn. St.*, *Karson Roberts (Air Force) 161 vs. Nevada*, *Jordan Lynch (Northern Ill.) 159 vs. Idaho*, *Mitch Leidner (Minnesota) 151 vs. San Jose St.*, *Travis Wilson (Utah) 142 vs. Oregon State*, **Nick Marshall (Auburn) 140 vs. Ole Miss**

In just his third start as Auburn's quarterback, Marshall finished the Mississippi State game 23-34 passing for 339 yards, making him the first Auburn quarterback to pass for 300 yards since Cam Newton threw for 335 against South Carolina in the 2010 SEC title game.

Marshall's 339 passing yards were 16th all-time at Auburn for single-game passing yardage and the ninth-highest passing total against a conference opponent. Marshall's 339 yards passing were also the most ever by an Auburn quarterback in an SEC debut.

On the game-winning drive, Marshall accounted for 84 of the 88 total yards, completing six of his eight passes for 65 yards while rushing three times for 19 yards.

With his 151 yards passing (9 of 11) in the first quarter, Marshall had already established

a new season high; his previous best for a game was 147 yards vs. Arkansas State.

Marshall is the first Auburn QB to throw for more than 200 yards since Barrett Trotter vs. Utah State in 2011, and the first to throw for 200+ yards vs. an SEC opponent since Newton did it against South Carolina in the 2010 SEC Championship game.

Marshall's 339 yards were the most passing yards by an Auburn quarterback since Brandon Cox threw for 343 versus Georgia Tech in 2005. It was just the fifth time since the start of the 2000 season that an Auburn QB has thrown for 339 or more yards; the other occasions were:

- Ben Leard, 394 v Michigan, 2000
- Daniel Cobb, 381 v La. Tech [OT], 2001
- Jason Campbell, 374 v Tennessee, 2004 [SEC Championship Game]
- Brandon Cox, 343 v Georgia Tech, 2005

Adding 22 yards rushing, Marshall finished with 361 yards total offense. He also had a 37-yard pass reception off a tipped ball he threw and then caught.

Coates With The Catch

Sophomore Sammie Coates set a career high at LSU with 139 yards receiving on four receptions, his first career 100-yard receiving game and the first for an AU receiver since Emory Blake vs. Georgia in 2012. He is the first Tiger other than Blake to record 100 yards receiving since 2010.

Coates' six catches this year of 30+ yards are tied for seventh most of any player nationally. He leads Auburn with 13 catches for the season gaining 319 yards, an average of 24.5 yards per catch and 63.8 yards per game. He ranks 12th among SEC receivers and second in the SEC and third nationally in yards per catch.

No Return Policy

Senior punter Steven Clark, a 2011 Ray Guy Award finalist and 2012 semifinalist, continues to excel. He averaged 41.4 yards per punt on five kicks against Ole Miss, with one punt inside the 20 and only one returned. His season average is 43.1 with five of 50+ yards and seven inside the 20. Clark has had only two punts returned during the 2013 campaign on 24 kicks.

Only five of his 70 punts last season were returned. Clark averaged 39.8 yards per punt in 2012, placing 15 kicks inside the 20. His season long was 54 yards against LSU; he had six punts last year of 50 yards or more.

For his career, Clark has a 40.3 average on 172 career punts, with 55 punts landing inside the 20 and 24 kicks of 50 yards or longer. Only 11.0 percent of his career punts (19-172) have been returned, for an average of just 5.2 yards per return. Clark is now fourth in Auburn career total punts with 172 and seventh in Auburn career punting yards with 6,925.

SEC Numbers

In SEC action all-time, Auburn holds a 293-231-18 overall record. In SEC games played in Auburn, the Tigers are 120-51-6 all-time. In all SEC games played away from Auburn, the Tigers are 173-180-12 overall.

Conversion Rate

The Auburn defense turns up the pressure on third down, ranking second in the SEC allowing opponents to convert just 23.1 percent (9-39) of third down attempts in the second half, and only 14.3 percent (3-21) in the fourth quarter.

Auburn's three fourth-quarter third-down conversions allowed through five games are third-fewest in the SEC, behind Alabama (2) and Kentucky (2).

Fourth Quarter

Alabama	2-15	13.3%
Auburn	3-21	14.3%
Kentucky	2-11	18.2%
Ole Miss	5-24	20.8%
Florida	4-18	22.2%
LSU	5-20	25.0%
Arkansas	5-17	29.4%
Vanderbilt	7-19	36.8%
Missouri	6-16	37.5%
Texas A&M	6-15	40.0%
Mississippi State	5-12	41.7%
Tennessee	11-23	47.8%
Georgia	11-21	52.4%
South Carolina	9-17	52.9%

Second Half

Alabama	7-31	22.6%
Auburn	9-39	23.1%
Kentucky	6-23	26.1%
Florida	9-34	26.5%
Texas A&M	12-37	33.1%
Arkansas	14-41	34.1%
Missouri	11-32	34.4%
Ole Miss	15-41	36.6%
Mississippi State	10-27	37.0%
LSU	17-44	38.6%
Vanderbilt	16-41	39.0%
Georgia	15-35	42.9%
South Carolina	15-35	42.9%
Tennessee	21-44	47.7%



For Starters

Auburn has a total of 40 players with at least one career start for the Tigers. Tops on that list is Nosa Eguae with 34 career starts, eighth best among current SEC players.

Seven players have made their first career start for Auburn this season. Five made their first Auburn start against Washington State: QB Nick Marshall, OG Alex Kozan, DE Craig Sanders, DE LaDarius Owens and Star Robenson Therezie. Against Arkansas State, defensive tackle Ben Bradley and tailback Corey Grant were first-time starters. Marcus Davis made his first start at WR against Ole Miss.

Among 2013 SEC programs, Auburn had the most returning career starts (365) on its roster, seventh most nationally entering the season.

300-Yard Half

Auburn's 333 second-half yards gained at LSU marked the first 300+ half an Auburn offense has posted versus an SEC opponent since gaining 348 yards in the first half of the 2010 SEC Championship against South Carolina. The last time Auburn had a 300-yard half in the SEC regular season was a 344-yard first half against Kentucky in 2010.

Fantastic Finish

In its 24-20 win over Mississippi State, Auburn scored the game-winning touchdown with just 10 seconds left in the game. The winning play was an 11-yard TD pass to C.J. Uzomah from Nick Marshall, capping off Auburn's 12-play, 88-yard drive that began with just 1:56 remaining.

The last time Auburn scored a game-winning touchdown in the final 30 seconds of regulation in a game was against Utah State in 2011 (Michael Dyer 1-yard touchdown run).

Auburn's 24-20 victory over Mississippi State was the Tigers' first fourth-quarter comeback win in an SEC game since the Tigers won at No. 10 South Carolina 16-13 with 1:38 left on a Barrett Trotter 9-yard touchdown pass to Philip Lutzenkirchen in 2011.

Auburn's last victory over an SEC opponent in the final seconds of the game was a 37-34 win at Kentucky in 2010 on a 24-yard Wes Byrum field goal as time expired. Auburn's last victory over any opponent in the final seconds was the 22-19 victory over Oregon in the 2010 BCS National Championship Game with Wes Byrum's 19-yard field goal as time expired.

100-Yard Rusher, 100-Yard Receiver

Tre Mason gained 132 yards rushing against LSU, his first 100-yard outing against an SEC opponent. Sammie Coates, with 139 yards receiving against LSU, posted his first career 100-yard game.

That's the first time an Auburn duo has combined for 100 yards rushing and receiving since last year's season opener with Clemson, when Mason (106 rushing) and Emory Blake (109 receiving) posted those marks. It's the first such duo for Auburn in an SEC game since the 2011 Mississippi State game, when Blake had 108 yards receiving and Michael Dyer totalled 150 yards rushing.

Against Ranked Teams

Auburn is now 96-141-6 all-time when facing ranked opponents. Auburn is 42-36-2 at home against ranked teams, 24-60-2 on the road and 30-45-2 against ranked teams on a neutral field.

The Tigers are 75-117-5 all-time when facing SEC opponents that are ranked (33-29-2 at home, 24-54-2 away, 18-34-1 neutral field).

Parkey For Three

Cody Parkey hit three field goals in the 24-20 Mississippi State win, including a 47-yarder that tied his career long., earning Lou Groza Award Star of the Week honors. Parkey also kicked a career-long 47-yard field goal against Washington State, one of three field goals he made in that 31-24 win.

Parkey has an SEC-leading string of 65 consecutive PAT kicks made; that total ranks him ninth nationally. He has made 17 straight field goals from 45 yards and in, dating back through the 2011 Chick-fil-A Bowl.

Parkey now ranks fourth in Auburn career field goal percentage at .761 (32-42), just behind Scott Etheridge (.791/1992-93), Matt Hawkins (.788/1994-95) and Win Lyle (.763/1987-89).

During his career, 92 of Parkey's 178 kickoffs have gone for touchbacks (.517), including 91 of 143 since the beginning of his sophomore season (.636).

In 2012, Parkey converted on nine straight three-pointers dating back through the 2011 season, before missing on a 49-yarder vs. Arkansas. That tied the third best string of consecutive field goals at Auburn since 1981.

Parkey was 11-14 on field goals last year, and 27-27 last season on PAT kicks. He made four field goals versus Clemson (37-46-27-36 yards), tying a Chick-fil-A Kickoff Classic record and earning him Lou Groza Award star of the week honors. Parkey's game-winner against ULM earned him SEC Special Teams Player of the Week honors.

On Scholarship

Formerly walk-ons, senior running back Chandler Shakespeare, senior safety Blake Poole and junior receiver Dimitri Reese were put on scholarship for the Fall Semester; classes began August 21.

Auburn 2013 Honors

Carl Lawson
SEC Freshman of the Week (Ole Miss)

Cody Parkey
Lou Groza Award star (Miss St)

Robenson Therezie
SEC defensive player/week (Wash St)
Jim Thorpe national DB of week (Wash St)

Game Captains

Auburn will select game captains for the 2013 season. Cornerback Chris Davis and center Reese Dismukes served as captains against Washington State, Arkansas State, Mississippi State and Ole Miss. Dismukes and defensive end Dee Ford were game captains at LSU.

Winningest Programs

Entering the 2013 campaign, Auburn ranked among the 15 winningest BCS college football programs in all-time wins; the Tigers have 718 total victories. Teams that have 700+ all-time wins: Michigan, Texas, Nebraska, Notre Dame, Penn State, Ohio State, Oklahoma, Alabama, Tennessee, Southern Cal, Georgia, LSU, Auburn, West Virginia, Syracuse and Virginia Tech.

Average Per Down

Here's a breakdown of how the 2013 Auburn offense is operating on first, second, third and fourth down.

On first down, the Tigers have run a total of 154 plays, gaining 983 yards for an average of 6.4 yards per play. On second down, AU has tried 105 plays for 693 yards, an average of 6.6 per play. On third down, the Tigers have run 72 plays, gaining 433 yards for a 6.0 average. Auburn has tried six fourth-down attempts, gaining 11 yards (1.8-yard average).

SEC Champions:

1957, 1983, 1987, 1988, 1989, 2004, 2010

SEC West Champions:

1997, 2000, 2001, 2002, 2004, 2005, 2010

2013 AUBURN FOOTBALL GAME NOTES

Auburn's touchdowns this season have come seven times on first down (six rush, one pass), four times on second down (three rushes and one pass), and four times on third down (two rushes and two passes).

Scoring By Quarters

This season in the first quarter, the Tigers have outscored the opposition 46-33. In the second quarter, Auburn is narrowly ahead of its opponents 34-31. In the third quarter, Auburn has outscored its opponents 34-33, and the Tigers hold a 30-13 margin in the fourth quarter thus far this season.

NCAA Rankings (as of Oct. 6)*Team*

- Kick Returns: 4th (30.67)
- Rush Offense: 18th (242.2)
- Net Punting: 20th (39.96)
- Pass Eff Defense: 32nd (115.77)
- Scoring Defense: 38th (22.0)
- Total Offense: 53rd (426.6)
- Punt Returns: 68th (7.00)
- Rush Defense: 68th (162.4)
- Scoring Offense: 69th (28.8)
- TO Margin: 88th (-0.4)
- Total Defense: 96th (444.4)
- Pass Offense: 104th (184.4)
- Pass Defense: 106th (282.0)

Individuals in Top 20

- 10th: Tre Mason KOR Yds (30.4/gm)
- 13th: Robenson Therezie Intercept (0.6/gm)
- 18th: Cody Parkey FG Made (1.6/gm)
- 18th: Tre Mason All-Purpose Yds (151.6/gm)

Home Start

Auburn opened the season with three straight home contests for the 12th time in program history. Other seasons: 2009, 2007, 2005, 1999, 1995, 1993, 1988, 1986, 1982, 1980 and 1920.

More Tiger Stripes...

- Auburn was one of only 13 teams nationally not to have at least one senior on its starting offensive line for the opening game. Auburn started juniors Reese Dismukes and Chad Slade, sophomores Patrick Miller and Greg Robinson and redshirt freshman Alex Kozan.
- Auburn (now 76) and Miami (Fla.) (74) were the only two teams to have played more than 70 games on ESPN all-time entering the 2013 season.
- Auburn and Nebraska are the only two BCS teams to have three undefeated seasons since 1993.

• Auburn and Florida are the only two SEC teams undefeated against non-BCS teams since 1992.

• Auburn is currently tied for the longest bowl winning streak with five consecutive bowl victories.

• Auburn, Tennessee, and Florida are the only SEC teams that have never gone six consecutive seasons without playing in the SEC Championship Game.

Clark Senior CLASS Candidate

Auburn punter Steven Clark is one of 30 NCAA® Football Bowl Subdivision student-athletes who excel both on and off the field selected as candidates for the 2013 Senior CLASS Award® in collegiate football. To be eligible for the award, a student-athlete must be classified as an NCAA Division I FBS senior and have notable achievements in four areas of excellence – community, classroom, character and competition.

An acronym for Celebrating Loyalty and Achievement for Staying in School®, the Senior CLASS Award focuses on the total student-athlete and encourages students to use their platform in athletics to make a positive impact as leaders in their communities.

Of the 30 candidates, 12 have grade point averages of 3.0 or higher. Seven are all-Americans and 12 were all-conference selections in 2012. The Senior CLASS Award winner will be announced during the bowl season in early January. The 30 candidates will be narrowed to 10 finalists midway through the regular season, and those names will be placed on the official ballot distributed through a nationwide voting system to media, coaches and fans.

Eguae Good Works Team Nominee

Senior Nosa Eguae is one of 150 nominees for the 2013 Allstate AFCA Good Works Team, the most ever in the award's 22-year history. The award recognizes a select group of college football players who have made a commitment to enriching the lives of others while contributing to the greater good of their communities.

Eguae is involved in a number of outreach initiatives, led by his work as a volunteer with the Pine Hills Literacy Project.

Since 1992, the Allstate AFCA Good Works Team® has honored college football players at all levels of the sport for their selfless acts of giving back to the community and off-the-field

achievements. Auburn tight end Philip Lutzenkirchen was a member of the 2012 Allstate AFCA Good Works Team.

Clark NFF Campbell Trophy Semifinalist

Senior punter Steven Clark is among a record field of 170 semifinalists for the National Football Foundation's Campbell Trophy and postgraduate scholarships. Clark graduated in May with a 3.55 grade-point average in exercise science with a minor in psychology; he is currently enrolled in graduate studies in biomechanics.

Selected as the best and brightest from the college gridiron, the nominees comprise the list of semifinalists for the 2013 William V. Campbell Trophy, endowed by HealthSouth, which recognizes an individual as the absolute best scholar-athlete in the nation. The 170 semifinalists represent the most ever since 2006 when the NFF increased the nomination standards to require a minimum cumulative 3.2 GPA.

The NFF Awards Committee will select up to 16 recipients, and the results will be announced October 31. Each recipient will receive an \$18,000 postgraduate scholarship, and will vie as finalists for the 2013 William V. Campbell Trophy. Each member of the 2013 National Scholar-Athlete Class will travel to New York City to be honored Dec. 10 during the 56th NFF Annual Awards Dinner at the Waldorf-Astoria. One member of the class will also be announced live at the event as the winner of the William V. Campbell Trophy.

Jordan-Hare Stadium

Jordan-Hare Stadium, the 11th largest on-campus college football stadium, seats 87,451.

The stadium was dedicated Nov. 30, 1939, with 7,500 seats. Ten years later, 14,000 seats were added, and the stadium was named Cliff Hare Stadium (after a member of Auburn's first football team and eventual professor and dean of the School of Chemistry), although only 12 home games were played there over that 10-year span. Additional seats were added in 1955, 1960 and 1970. The West upper deck was completed in 1980; the East upper deck and suites were finished for the 1987 season.

The most recent addition to the stadium was the construction of a LED board in 2007; Auburn was the first SEC school to install a high-definition video board display.

The facility was renamed Jordan-Hare Stadium in 1973, recognizing Hall of Fame coach



Ralph "Shug" Jordan. The turf at Jordan-Hare Stadium was officially named after Pat Dye, Auburn's Hall of Fame coach and athletics director, prior to the 2005 Iron Bowl.

On game days, Auburn's Pat Dye Field at Jordan-Hare Stadium becomes the sixth-largest city in the state of Alabama; Auburn has averaged 80,000+ fans per game for the last 19 seasons. Since Jordan-Hare Stadium expanded to its current capacity prior to the 2004 season, the Tigers have tallied 28 sold-out games.

The Tigers have won 77.9 percent of their games in Jordan-Hare Stadium since its inception in 1939 and hold an overall record of 291-74-7 there.

The 2013 A-Day spring game at Jordan-Hare Stadium set an Auburn record with 83,401 fans in attendance. It was the largest spring game attendance in America for 2013.

Honoring Champions

Four outstanding Auburn football teams will be honored during 2013 at Jordan-Hare Stadium. Members of each team will be recognized on the field; they will also visit with fans at the Verizon Wireless Autograph Tent located at Plainsman Park two hours prior to kickoff.

The 1963 Auburn squad celebrates its 50th anniversary at the Homecoming game versus Western Carolina October 12. Posting a 9-2 record under Coach Ralph "Shug" Jordan, the '63 Tigers, who finished No. 5 in the national rankings, faced Nebraska in the Orange Bowl.

The 1983 Tigers, Auburn's first SEC champions since 1957, will celebrate their 30th anniversary at the Florida Atlantic game. Posting an 11-1 record, 6-0 in SEC play, the '83 Auburn squad defeated Michigan 9-7 in the Sugar Bowl to finish No. 3 in most of the national polls.

The 1993 Tigers posted an undefeated 11-0 record and finished with a No. 4 national ranking; they were honored at the Washington State game. The 1988 Tigers, co-champions of the SEC and No. 7 in the nation, were honored vs. Arkansas State.

Frank Sanders 2013 SEC Legend

Auburn's Frank Sanders has been chosen as one of 14 former Southeastern Conference players to be named to the 2013 SEC Football Legends Class.

A four-year letterwinner (1991-94) at wide receiver for Auburn, Sanders was named first-team All-America by the Associated Press, FWAA and Scripps his senior season after leading the SEC in receiving yards per game (910) and breaking Auburn's single-season record for receptions (58).

A consensus all-SEC selection as a senior, the Fort Lauderdale, Fla., native finished his Auburn career second in total receptions with 121, receiving yardage with 1,998 and receiving touchdowns with 15.

Sanders had a nine-year NFL career from 1995-2003, including eight with the Arizona Cardinals from 1995-2002 and one with the Baltimore Ravens (2003). He had 507 receptions for 6,749 yards and 24 touchdowns during his professional career. His most prolific season came in 1998 when he led the NFC in receptions with 89 for 1,145 yards and three TD.

Sanders and the rest of the class will be honored at the 2013 SEC Football "Weekend of Champions" Dec. 6-7 in Atlanta. The annual SEC Legends Dinner presented by AT&T will be Dec. 6 at the Hyatt Regency, and the group will also be recognized prior to the SEC Football Championship Game at the Georgia Dome on Dec. 7.

Brooks In Georgia Sports Hall Of Fame

Former Auburn running back James Brooks is among eight members of the Georgia Sports Hall of Fame Honors Court class of 2014. Auburn baseball great Frank Thomas is also among the eight inductees.

Brooks was the star running back for the Warner Robins High School football team leading them to both the state and national championships in 1976. He went on to play at Auburn University from 1977-80, and then in the NFL, including eight seasons with the Cincinnati Bengals. Brooks finished his high school, college, and professional careers as his team's career leader in all-purpose yards, and he continues to hold that record with the Bengals. A four time Pro Bowler, Brooks appeared in Super Bowl XXIII for the AFC Champion Bengals in 1989.

The 2014 Georgia Sports Hall of Fame Induction Ceremony will be held at the Macon City Auditorium on Saturday, February 22. For information on sponsorships and tickets, contact the Hall of Fame offices at 478-752-1585.

2014 Auburn Schedule

The 2014 Auburn football schedule will feature seven home games and five road games, featuring SEC home contests against Arkansas, LSU, South Carolina and Texas A&M. Auburn's non-conference home games are against San Jose State, Louisiana Tech and Samford.

Auburn will open the 2014 season at Jordan-Hare Stadium against Arkansas on Aug. 30, the Tigers' first SEC season opener since a 46-13 win over Ole Miss in 1995. The dates for the A-Day and Homecoming in 2014 will be announced at a later date.

2014 Auburn Football Schedule

- Aug. 30 ARKANSAS
- Sept. 6 SAN JOSE STATE
- Sept. 20 at Kansas State
- Sept. 27 LOUISIANA TECH
- Oct. 4 LSU
- Oct. 11 at Mississippi State
- Oct. 25 SOUTH CAROLINA
- Nov. 1 at Ole Miss
- Nov. 8 TEXAS A&M
- Nov. 15 at Georgia
- Nov. 22 SAMFORD
- Nov. 29 at Alabama

2015 Chick-fil-A Kickoff

The Auburn University Tigers will meet the University of Louisville Cardinals in the Chick-fil-A Kickoff Game to open the 2015 college football season. The game is scheduled for Saturday, September 5, 2015.

Auburn is back for its second Chick-fil-A Kickoff Game appearance after facing Clemson in 2012. Auburn and Louisville have met only one other time on the gridiron dating back to 1974. The Tigers defeated the Cardinals 16-3 at Legion Field in Birmingham.

In the game, Auburn and Louisville will battle for The Old Leather Helmet Trophy, one of college football's newest rivalry-style icons.

Where They Go Next

Auburn visits the Texas A&M Aggies on Saturday, October 19. That contest will kick off at 2:30 p.m. CT and be televised by CBS. Western Carolina hosts Wofford that day in a 2:30 p.m. CT contest.



2013 AUBURN FOOTBALL NUMERICAL ROSTER

No.	Name	Pos.	Ht.	Wt.	Yr.	Hometown	No.	Name	Pos.	Ht.	Wt.	Yr.	Hometown
1	Trovon Reed	WR	6-0	190	Jr.	Thibodaux, LA	42	Chandler Shakespeare	RB	5-10	203	Sr.	Oxford, AL
1	Montravius Adams	DT	6-4	305	Fr.	Vienna, GA	43	Anthony Swain	LB	6-2	239	So.	Gadsden, AL
3	Jonathan Jones	DB	5-10	180	So.	Carrollton, GA	44	Cameron Artis-Payne	RB	5-11	210	Jr.	Harrisburg, PA
3	Dominic Walker	WR	6-1	211	Fr.	Orlando, FL	45	Keymiya Harrell	DE	6-4	247	So.	Selma, AL
4	Quan Bray	WR	5-10	186	Jr.	LaGrange, GA	45	Andrew Williams	RB	5-9	200	Jr.	Sunflower, AL
5	Jake Holland	LB	6-1	240	Sr.	Pelham, AL	46	Daniel Pond	LB	6-1	215	So.	Spanish Fort, AL
5	Ricardo Louis	WR	6-2	215	So.	Miami, FL	47	Cameron Toney	LB	6-1	236	Fr.	Huntsville, AL
6	Jonathon Mincy	DB	5-10	200	Jr.	East Atlanta, GA	47	Spencer Smith	TE	6-6	240	RFr.	Birmingham, AL
6	Jeremy Johnson	QB	6-5	219	Fr.	Montgomery, AL	48	Forrest Hill	DS	6-1	247	Jr.	Jonesboro, GA
8	Cassanova McKinzy	LB	6-3	246	So.	Birmingham, AL	49	Patrick Young	FB	6-2	228	So.	Trussville, AL
8	Tony Stevens	WR	6-4	190	Fr.	Orlando, FL	50	Reese Dismukes	C	6-3	297	Jr.	Spanish Fort, AL
9	Jermaine Whitehead	DB	5-11	201	Jr.	Greenwood, MS	50	Ben Bradley	DT	6-1	295	Jr.	Norcross, GA
10	LaDarius Owens	DE	6-2	250	Jr.	Bessemer, AL	51	Patrick Miller	OL	6-7	283	So.	Palm Beach, FL
11	Chris Davis	CB	5-11	200	Sr.	Birmingham, AL	52	Justin DeLaine	DE	6-5	240	Jr.	Linden, AL
11	Brandon Fulse	TE	6-4	263	Jr.	Fort Meade, FL	53	Devonte Danzey	OL	6-4	282	So.	Tampa, FL
12	Jonathan Wallace	QB	6-2	206	So.	Phenix City, AL	54	Jeffrey Whitaker	DT	6-4	310	Sr.	Warner Robins, GA
13	Craig Sanders	DE	6-4	245	Sr.	Clio, AL	55	Carl Lawson	DE	6-2	258	Fr.	Alpharetta, GA
14	Nick Marshall	QB	6-1	210	Jr.	Pineview, GA	56	Avery Young	OT	6-6	304	RFr.	Palm Bch Gardens, FL
15	Joshua Holsey	DB	5-11	197	So.	Fairburn, GA	57	Grant Smith	LB	6-0	233	Fr.	Alpharetta, GA
16	JaViere Mitchell	LB	6-2	205	RFr.	Leeds, AL	58	Luke Ebbesmeyer	DB	6-6	206	Fr.	Orlando, FL
16	Tucker Tuberville	QB	6-0	185	RFr.	Auburn, AL	59	Jake Lembke	DS	6-2	240	Sr.	New Lenox, IL
17	Kris Frost	LB	6-2	238	So.	Matthews, NC	60	Jackson Thomas	DL	6-1	246	RFr.	Birmingham, AL
17	Ben Durand	QB	6-3	200	So.	Tyngsborough, MA	61	Michael Sulka	DS	6-3	241	RFr.	Bluffton, SC
18	Sammie Coates	WR	6-2	201	So.	Leroy, AL	62	Chad Slade	OL	6-5	313	Jr.	Moody, AL
19	Ryan White	DB	5-11	196	Sr.	Tallahassee, FL	63	Alex Kozan	OL	6-4	297	RFr.	Castle Rock, CO
20	Corey Grant	RB	5-11	205	Jr.	Opelika, AL	64	Duncan McKinney	K	5-11	181	So.	Florence, AL
20	Mack VanGorder	DB	6-1	195	So.	Gainesville, GA	65	Tunde Fariyike	OL	6-2	305	Jr.	Thomaston, GA
21	Tre Mason	RB	5-10	205	Jr.	Palm Beach, FL	66	Kevin Austin	OL	6-1	272	Fr.	Roswell, GA
21	Mackenro Alexander	DB	5-11	192	Fr.	Immokalee, FL	67	Chase Robison	DE	6-4	237	RFr.	Memphis, TN
22	Khari Harding	DB	6-0	223	Fr.	Edmond, OK	68	Kyle Bolstad	OL	6-4	262	RFr.	Brentwood, TN
23	Johnathan Ford	RB	6-0	186	Fr.	Big Cove, AL	70	Robert Leff	OL	6-6	284	RFr.	Fairhope, AL
24	Ryan Smith	DB	6-2	194	Sr.	Cordova, AL	72	Shon Coleman	OL	6-6	299	RFr.	Memphis, TN
25	Kiehl Frazier	WR	6-2	224	Jr.	Springdale, AR	73	Greg Robinson	OL	6-5	320	So.	Thibodaux, LA
25	Peyton Barber	RB	5-11	217	Fr.	Alpharetta, GA	74	Will Adams	OL	6-7	297	RFr.	Tyrone, GA
26	Justin Garrett	DB	6-1	218	Jr.	Tucker, GA	75	Deon Mix	OL	6-4	310	Fr.	Batesville, MS
27	Robenson Therezie	DB	5-9	204	Jr.	Miami, FL	76	Jordan Diamond	OT	6-6	315	RFr.	Chicago, IL
28	T.J. Davis	DB	6-1	191	RFr.	Tallahassee, FL	77	Shane Callahan	OL	6-6	275	RFr.	Parker, CO
28	Jimmy Hutchinson	P	6-2	190	Fr.	Marietta, GA	79	Eric Averett	OL	6-3	254	RFr.	Enterprise, AL
29	Brandon King	DB	6-1	212	Jr.	Alabaster, AL	80	Marcus Davis	WR	5-9	176	Fr.	Delray Beach, FL
29	Tyler Stovall	P	6-1	205	Fr.	Hokes Bluff, AL	81	C.J. Uzomah	TE	6-4	258	Jr.	Suwanee, GA
30	Steven Clark	P	6-5	230	Sr.	Kansas City, MO	82	Melvin Ray	WR	6-3	213	So.	Tallahassee, FL
30	Dee Ford	DE	6-2	240	Sr.	Odenville, AL	83	Michael Clifton	TE	6-3	251	RFr.	Evans, GA
31	Trent Fisher	DB	6-1	200	Jr.	Nashville, TN	84	Cade Hoffman	WR	5-11	191	Fr.	Hoover, AL
31	Mark White	WR	5-10	180	RFr.	Pike Road, AL	85	Wirth Campbell	TE	6-3	208	So.	Nashville, TN
32	Blake Poole	DB	5-11	192	Sr.	Buchanan, GA	86	Dimitri Reese	WR	5-11	180	Jr.	Birmingham, AL
32	Wade Norberg	TE	6-6	210	Jr.	South Lake Tahoe, CA	87	Gray King	WR	5-10	162	Fr.	Atlanta, GA
33	Kenny Flowers	LB	6-1	240	So.	Lilburn, GA	89	Jaylon Denson	WR	6-3	219	Jr.	Hoover, AL
35	Jay Prosch	FB	6-0	258	Sr.	Mobile, AL	90	Gabe Wright	DL	6-3	296	Jr.	Columbus, GA
36	Cody Parkey	K	6-0	190	Sr.	Jupiter, FL	91	Tyler Nero	DL	6-2	271	RFr.	Atmore, AL
37	Kamryn Melton	DB	5-10	173	Fr.	Dothan, AL	92	Kenneth Carter	DE	6-4	280	Sr.	Greenville, AL
38	Daniel Carlson	K	6-4	205	Fr.	Colorado Springs, CO	93	JaBrian Niles	DL	6-2	293	So.	Mobile, AL
38	Adam Dyas	DB	5-9	212	Jr.	Mobile, AL	94	Nosa Eguae	DE	6-3	269	Sr.	Mansfield, TX
39	B.J. Trimble	WR	5-10	161	So.	Fayetteville, GA	95	Reid Brooks	DE	6-2	230	RFr.	Dothan, AL
39	Alex Kviklys	K	6-1	189	So.	Marietta, GA	96	Aaron Garrison	DL	6-2	251	Fr.	Ozark, AL
40	Gage Batten	FB	6-0	235	RFr.	Palm Bch Gardens, FL	97	Elijah Daniel	DE	6-2	264	Fr.	Avon, IN
41	Patrick Lymon	RB	5-10	194	Jr.	Huntsville, AL	98	Angelo Blackson	DL	6-4	310	Jr.	Bear, DE
42	Gimel President	DE	6-4	248	RFr.	Mt. Pleasant, SC	99	Brian Walsh	DL	6-3	311	So.	Winter Springs, FL



2013 AUBURN FOOTBALL GAME NOTES

Perfect Seasons:
1900, 1904, 1913, 1957, 1993, 2004, 2010
National Champions:
1957, 2010

2013 AUBURN FOOTBALL ALPHABETICAL ROSTER

No.	Name	Pos.	Ht.	Wt.	Yr.	Hometown	No.	Name	Pos.	Ht.	Wt.	Yr.	Hometown
1	Montravius Adams	DT	6-4	305	Fr.	Vienna, GA	55	Carl Lawson	DE	6-2	258	Fr.	Alpharetta, GA
74	Will Adams	OL	6-7	297	RFr.	Tyrone, GA	70	Robert Leff	OL	6-6	284	RFr.	Fairhope, AL
21	Mackenro Alexander	DB	5-11	192	Fr.	Immokalee, FL	59	Jake Lembke	DS	6-2	240	Sr.	New Lenox, IL
44	Cameron Artis-Payne	RB	5-11	210	Jr.	Harrisburg, PA	5	Ricardo Louis	WR	6-2	215	So.	Miami, FL
66	Kevin Austin	OL	6-1	272	Fr.	Roswell, GA	41	Patrick Lymon	RB	5-10	194	Jr.	Huntsville, AL
79	Eric Averett	OL	6-3	254	RFr.	Enterprise, AL	14	Nick Marshall	QB	6-1	210	Jr.	Pineview, GA
25	Peyton Barber	RB	5-11	217	Fr.	Alpharetta, GA	21	Tre Mason	RB	5-10	205	Jr.	Palm Beach, FL
40	Gage Batten	FB	6-0	235	RFr.	Palm Beach Gardens, FL	64	Duncan McKinney	K	5-11	181	So.	Florence, AL
98	Angelo Blackson	DL	6-4	310	Jr.	Bear, DE	8	Cassanova McKinzy	LB	6-3	246	So.	Birmingham, AL
68	Kyle Bolstad	OL	6-4	262	RFr.	Brentwood, TN	37	Kamryn Melton	DB	5-10	173	Fr.	Dothan, AL
50	Ben Bradley	DT	6-1	295	Jr.	Norcross, GA	51	Patrick Miller	OL	6-7	283	So.	Palm Beach, FL
4	Quan Bray	WR	5-10	186	Jr.	LaGrange, GA	6	Jonathon Mincy	DB	5-10	200	Jr.	East Atlanta, GA
95	Reid Brooks	DE	6-2	230	RFr.	Dothan, AL	16	JaViere Mitchell	LB	6-2	205	RFr.	Leeds, AL
77	Shane Callahan	OL	6-6	275	RFr.	Parker, CO	75	Deon Mix	OL	6-4	310	Fr.	Batesville, MS
85	Wirth Campbell	TE	6-3	208	So.	Nashville, TN	91	Tyler Nero	DL	6-2	271	RFr.	Atmore, AL
38	Daniel Carlson	K	6-4	205	Fr.	Colorado Springs, CO	93	JaBryan Niles	DL	6-2	293	So.	Mobile, AL
92	Kenneth Carter	DE	6-4	280	Sr.	Greenville, AL	32	Wade Norberg	TE	6-6	210	Jr.	South Lake Tahoe, CA
30	Steven Clark	P	6-5	230	Sr.	Kansas City, MO	10	LaDarius Owens	DE	6-2	250	Jr.	Bessemer, AL
83	Michael Clifton	TE	6-3	251	RFr.	Evans, GA	36	Cody Parkey	K	6-0	190	Sr.	Jupiter, FL
18	Sammie Coates	WR	6-2	201	So.	Leroy, AL	46	Daniel Pond	LB	6-1	215	So.	Spanish Fort, AL
72	Shon Coleman	OL	6-6	299	RFr.	Memphis, TN	32	Blake Poole	DB	5-11	192	Sr.	Buchanan, GA
97	Elijah Daniel	DE	6-2	264	Fr.	Avon, IN	42	Gimel President	DE	6-4	248	RFr.	Mt. Pleasant, SC
53	Devonte Danzey	OL	6-4	282	So.	Tampa, FL	35	Jay Prosch	FB	6-0	258	Sr.	Mobile, AL
11	Chris Davis	CB	5-11	200	Sr.	Birmingham, AL	82	Melvin Ray	WR	6-3	213	So.	Tallahassee, FL
80	Marcus Davis	WR	5-9	176	Fr.	Delray Beach, FL	1	Trovon Reed	WR	6-0	190	Jr.	Thibodaux, LA
28	T.J. Davis	DB	6-1	191	RFr.	Tallahassee, FL	86	Dimitri Reese	WR	5-11	180	Jr.	Birmingham, AL
52	Justin DeLaine	DE	6-5	240	Jr.	Linden, AL	73	Greg Robinson	OL	6-5	320	So.	Thibodaux, LA
89	Jaylon Denson	WR	6-3	219	Jr.	Hoover, AL	67	Chase Robison	DE	6-4	237	RFr.	Memphis, TN
76	Jordan Diamond	OT	6-6	315	RFr.	Chicago, IL	13	Craig Sanders	DE	6-4	245	Sr.	Clio, AL
50	Reese Dismukes	C	6-3	297	Jr.	Spanish Fort, AL	42	Chandler Shakespeare	RB	5-10	203	Sr.	Oxford, AL
17	Ben Durand	QB	6-3	200	So.	Tyngsborough, MA	62	Chad Slade	OL	6-5	313	Jr.	Moody, AL
38	Adam Dyas	DB	5-9	212	Jr.	Mobile, AL	57	Grant Smith	LB	6-0	233	Fr.	Alpharetta, GA
58	Luke Ebbesmeyer	DB	6-6	206	Fr.	Orlando, FL	24	Ryan Smith	DB	6-2	194	Sr.	Cordova, AL
94	Nosa Eguae	DE	6-3	269	Sr.	Mansfield, TX	47	Spencer Smith	TE	6-6	240	RFr.	Birmingham, AL
65	Tunde Fariyike	OL	6-2	305	Jr.	Thomaston, GA	8	Tony Stevens	WR	6-4	190	Fr.	Orlando, FL
31	Trent Fisher	DB	6-1	200	Jr.	Nashville, TN	29	Tyler Stovall	P	6-1	205	Fr.	Hokes Bluff, AL
33	Kenny Flowers	LB	6-1	240	So.	Lilburn, GA	61	Michael Sulka	DS	6-3	241	RFr.	Bluffton, SC
30	Dee Ford	DE	6-2	240	Sr.	Odenville, AL	43	Anthony Swain	LB	6-2	239	So.	Gadsden, AL
23	Johnathan Ford	RB	6-0	186	Fr.	Big Cove, AL	27	Robenson Therezie	DB	5-9	204	Jr.	Miami, FL
25	Kiehl Frazier	WR	6-2	224	Jr.	Springdale, AR	60	Jackson Thomas	DL	6-1	246	RFr.	Birmingham, AL
17	Kris Frost	LB	6-2	238	So.	Matthews, NC	47	Cameron Toney	LB	6-1	236	Fr.	Huntsville, AL
11	Brandon Fulse	TE	6-4	263	Jr.	Fort Meade, FL	39	B.J. Trimble	WR	5-10	161	So.	Fayetteville, GA
26	Justin Garrett	DB	6-1	218	Jr.	Tucker, GA	16	Tucker Tuberville	QB	6-0	185	RFr.	Auburn, AL
96	Aaron Garrison	DL	6-2	251	Fr.	Ozark, AL	81	C.J. Uzomah	TE	6-4	258	Jr.	Suwanee, GA
20	Corey Grant	RB	5-11	205	Jr.	Opelika, AL	20	Mack VanGorder	DB	6-1	195	So.	Gainesville, GA
22	Khari Harding	DB	6-0	223	Fr.	Edmond, OK	3	Dominic Walker	WR	6-1	211	Fr.	Orlando, FL
45	Keymiya Harrell	DE	6-4	247	So.	Selma, AL	12	Jonathan Wallace	QB	6-2	206	So.	Phenix City, AL
48	Forrest Hill	DS	6-1	247	Jr.	Jonesboro, GA	99	Brian Walsh	DL	6-3	311	So.	Winter Springs, FL
84	Cade Hoffman	WR	5-11	191	Fr.	Hoover, AL	54	Jeffrey Whitaker	DT	6-4	310	Sr.	Warner Robins, GA
5	Jake Holland	LB	6-1	240	Sr.	Pelham, AL	31	Mark White	WR	5-10	180	RFr.	Pike Road, AL
15	Joshua Holsey	DB	5-11	197	So.	Fairburn, GA	19	Ryan White	DB	5-11	196	Sr.	Tallahassee, FL
28	Jimmy Hutchinson	P	6-2	190	Fr.	Marietta, GA	9	Jermaine Whitehead	DB	5-11	201	Jr.	Greenwood, MS
6	Jeremy Johnson	QB	6-5	219	Fr.	Montgomery, AL	45	Andrew Williams	RB	5-9	200	Jr.	Sunflower, AL
3	Jonathan Jones	DB	5-10	180	So.	Carrollton, GA	90	Gabe Wright	DL	6-3	296	Jr.	Columbus, GA
29	Brandon King	DB	6-1	212	Jr.	Alabaster, AL	56	Avery Young	OT	6-6	304	RFr.	Palm Beach Gardens, FL
87	Gray King	WR	5-10	162	Fr.	Atlanta, GA	49	Patrick Young	FB	6-2	228	So.	Trussville, AL
63	Alex Kozan	OL	6-4	297	RFr.	Castle Rock, CO							
39	Alex Kviklys	K	6-1	189	So.	Marietta, GA							



DEPTH CHART

OFFENSE

QB	14 NICK MARSHALL (6-1, 210, Jr.) 12 Jonathan Wallace (6-2, 206, So.)
RB	21 TRE MASON (5-10, 205, Jr.) 44 Cameron Artis-Payne (5-11, 210, Jr.) 20 Corey Grant (5-11, 205, Jr.)
HB	35 JAY PROSCH (6-0, 258, Sr.) 40 Gage Batten (6-0, 235, RFr.)
TE	81 C.J. UZOMAH (6-4, 258, Jr.) 11 Brandon Fulse (6-4, 263, Jr.)
WR	18 SAMMIE COATES (6-2, 201, So.) OR 8 TONY STEVENS (6-4, 190, Fr.)
WR	4 QUAN BRAY (5-10, 186, Jr.) 1 Trovon Reed (6-0, 190, Jr.)
WR	11 BRANDON FULSE (6-4, 263, Jr.) 82 Melvin Ray (6-3, 213, So.)
LT	73 GREG ROBINSON (6-5, 320, So.) 72 Shon Coleman (6-6, 299, RFr.)
LG	63 ALEX KOZAN (6-4, 297, RFr.) 53 Devonte Danzey (6-4, 282, So.)
C	50 REESE DISMUKES (6-3, 297, Jr.) 65 Tunde Fariyike (6-2, 305, Jr.)
RG	62 CHAD SLADE (6-5, 313, Jr.) 76 Jordan Diamond (6-6, 315, RFr.)
RT	51 PATRICK MILLER (6-7, 283, So.) 56 Avery Young (6-6, 304, RFr.)

SPECIAL TEAMS

PK	36 CODY PARKEY (6-0, 190, Sr.) 38 Daniel Carlson (6-4, 205, Fr.)
P	30 STEVEN CLARK (6-5, 230, Sr.) 28 Jimmy Hutchinson (6-2, 190, Fr.)
H	19 RYAN WHITE (5-11, 196, Sr.) 12 Jonathan Wallace (6-2, 206, So.)

DEFENSE

DE	30 DEE FORD (6-2, 240, Sr.) 97 Elijah Daniel (6-2, 264, Fr.)
DT	94 NOSA EGUAE (6-3, 269, Sr.) 1 Montravius Adams (6-4, 305, Fr.)
DT	90 GABE WRIGHT (6-3, 296, Jr.) 50 Ben Bradley (6-1, 295, Jr.)
DE	10 LADARIUS OWENS (6-2, 250, Jr.) 55 Carl Lawson (6-2, 258, Fr.)
MLB	5 JAKE HOLLAND (6-1, 240, Sr.) 17 Kris Frost (6-2, 238, So.)
WLB	8 CASSANOVA MCKINZY (6-3, 246, So.) 43 Anthony Swain (6-2, 239, So.)
Star	27 ROBENSON THEREZIE (5-9, 204, Jr.) 29 Brandon King (6-1, 212, Jr.)
CB	6 JONATHON MINCY (5-10, 200, Jr.) 37 Kamryn Melton (5-10, 173, Fr.)
FS	9 JERMAINE WHITEHEAD (5-11, 201, Jr.) 24 Ryan Smith (6-2, 194, Sr.)
BS	15 JOSHUA HOLSEY (5-11, 197, So.) 31 Trent Fisher (6-1, 200, Jr.)
CB	11 CHRIS DAVIS (5-11, 200, Sr.) 19 Ryan White (5-11, 196, Sr.)

SPECIAL TEAMS

DS	59 JAKE LEMBKE (6-2, 240, Sr.) and 48 FORREST HILL (6-1, 247, Jr.)
KR	21 TRE MASON (5-10, 205, Jr.) and 4 QUAN BRAY (5-10, 186, Jr.)
PR	4 QUAN BRAY (5-10, 186, Jr.) 1 Trovon Reed (6-0, 190, Jr.)

PARTICIPATION STATISTICS

Top Career Games Played (Active)

1. Nosa Eguae.....	44
2. Dee Ford.....	43
3. Craig Sanders.....	41
4. Kenneth Carter.....	38
5. Chris Davis.....	37
Cody Parkey.....	37
7. Jeffrey Whitaker.....	36
8. Jake Holland.....	36
Ryan Smith.....	36
10. Steven Clark.....	35
Ryan White.....	35
12. Angelo Blackson.....	30
Quan Bray.....	30
Brandon Fulse.....	30
Jonathon Mincy.....	30
Chad Slade.....	30
Jermaine Whitehead.....	30

Top Career Games Started (Active)

1. Nosa Eguae.....	34
2. Reese Dismukes.....	28
3. Chad Slade.....	27
4. Jake Holland.....	21
5. Chris Davis.....	20
Jonathon Mincy.....	20
7. Jeffrey Whitaker.....	19
8. Jermaine Whitehead.....	18
9. Greg Robinson.....	16
10. Angelo Blackson.....	14
Patrick Miller.....	14
12. Kenneth Carter.....	12
Gabe Wright.....	12
Tre Mason.....	12
15. Brandon Fulse.....	11
Joshua Holsey.....	11
17. Jay Prosch.....	10
Dee Ford.....	10

PRONUNCIATION GUIDE

<u>No.</u>	<u>Name</u>	<u>Pronunciation</u>
21	MACKENRO Alexander	MACK-ken-roe
79	Eric AVERETT	AV-ur-ett
52	Justin DELAINE	de-LANE-nee
50	Reese DISMUKES	dism-yooks
94	NOSA EGUAE	No-suh E-gway
65	TUNDE FARIYIKE	Tune-Day Fa-ree-kay
25	KIEHL Frazier	Kyle
22	KHARI Harding	CAR-ree
45	KEYMIYA Harrell	Ka-my-ah
63	Alex KOZAN	KOH-zan

<u>No.</u>	<u>Name</u>	<u>Pronunciation</u>
39	Alex KVIKLYS	kuh-vick-lis
59	Jake LEMBKE	lem-key
18	JAVIERE Mitchell	Jahv-vee-air
93	JABRIAN Niles	Ja-Brian
35	Jay PROSCH	prosh
1	TROVON Reed	trah-von
27	Robenson THEREZIE	Tha-ree-zee
16	Tucker TUBERVILLE	TUBB-ur-vil
81	C.J. UZOMAH	You-zah-mah
3	DOMINIC Walker	dom-enn-NEEK



AUBURN - WESTERN CAROLINA SERIES RESULTS
(Auburn leads, 2-0)

<u>YEAR</u>	<u>SCORE</u>	<u>SITE</u>	<u>DATE</u>
1986:	AU, 55-6	at Auburn, AL	Sept. 7
2002:	AU, 56-0	at Auburn, AL	Oct. 4

at Auburn: AU leads, 2-0

GAME-BY-GAME STATISTICS
Last 20 Meetings

<u>Date</u>	<u>Site</u>	<u>Result</u>	<u>Attend</u>	<u>Rank</u>		<u>AU</u>				<u>Passing</u>				<u>Tot Off</u>		<u>WCU</u>												
				<u>AU</u>	<u>WCU</u>	<u>FD</u>	<u>No</u>	<u>Yds</u>	<u>TD</u>	<u>C</u>	<u>A</u>	<u>I</u>	<u>Yds</u>	<u>TD</u>	<u>No</u>	<u>Yds</u>	<u>FD</u>	<u>No</u>	<u>Yds</u>	<u>TD</u>	<u>C</u>	<u>A</u>	<u>I</u>	<u>Yds</u>	<u>TD</u>	<u>No</u>	<u>Yds</u>	
9-7-86	Auburn	W	55-6	63,000	---	---	26	47	224	4	15	27	1	225	1	74	449	14	21	44	0	26	51	4	183	0	72	227
10-4-02	Auburn	W	56-0	80,067	---	---	37	49	345	6	21	30	0	276	2	79	621	14	25	86	0	26	45	1	175	0	70	261

SEC Champions:

1957, 1983, 1987, 1988, 1989, 2004, 2010

SEC West Champions:

1997, 2000, 2001, 2002, 2004, 2005, 2010

2013 AUBURN FOOTBALL GAME NOTES



Sept. 7, 2002 • PPV • Jordan-Hare Stadium (80,067) • Auburn, Ala.



WESTERN CAROLINA 0

AUBURN 56

LAST MEETING WITH WESTERN CAROLINA

Carnell Williams rushed for first-quarter touchdowns of 20 and 42 yards in Auburn's 56-0 win over Western Carolina on Saturday.
 Backup quarterback Jason Campbell passed for one TD and rushed for another for the Tigers (1-1). He completed 12 of 14 passes for 147 yards against the Division I-AA Catamounts (1-1).
 The Tigers, who stopped a four-game losing streak dating to last season, racked up 335 yards in the first half, five days after gaining just 35 in the second half of a loss to Southern California.
 It was exactly the kind of game the Tigers needed after getting bruised and battered in Los Angeles on Monday night. Auburn started nine new players from the opener, resting several starters with minor injuries.
 The Tigers won their 11th straight nonconference home game and their 23rd home opener in 24 years.
 Auburn, which finished with 621 yards, hadn't scored 50-plus points since getting 62 against Fresno State in 1996.
 Williams carried only four times for 67 yards and didn't play after the first quarter. He was held to minus-3 yards in the second half on Monday.
 Butler, the third-teamer, led all rushers with 12 carries for a career-high 91 yards and freshman Tre Smith gained 73 yards on 14 carries. The Tigers gained 345 yards on the ground.
 Campbell hit third-team tight end Cooper Wallace on a 17-yard score, and tailback Chris Butler -- another third-teamer -- added a 10-yard score in the third.
 Cobb was 9-of-16 for 129 yards and a touchdown as Auburn converted 8-of-11 third-down plays.
 Western Carolina, which rushed for 257 yards in its opener against Liberty, managed just 86 yards on the ground as the no-huddle offense was largely ineffective against the bigger, faster Tigers.

Brian Gaither was 19-of-32 for 135 yards with an interception while Pat Cilento was 7-of-13 for 40 yards.

SCORING SUMMARY

Auburn	0	0	0	0	—	0
WCU	21	7	21	7	—	56

- AU - Williams 20 yd run (Duval kick), 10:19, 1st
- AU - Williams 42 yd run (Duval kick), 5:51, 1st
- AU - Brown 7 yd run (Duval kick), 1:07, 1st
- AU - Wallace 17 yd pass from Campbell (Duval kick), 7:38, 2nd
- AU - Diamond 16 yd pass from Cobb (Duval kick), 9:05, 3rd
- AU - Campbell 5 yd run (Duval kick), 4:21, 3rd
- AU - Butler 10 yd run (Yost kick), 00:19, 34d
- AU - Smith 8 yd run (Duval kick), 4:16, 4th

TEAM STATISTICS	WCU	AU
First Downs	14	37
Rushes-Yards	25-86	49-345
Passing Yards	175	276
Comp-Att-Int	45-26-1	30-21-0
Total Plays-Yards	70-261	79-621
Punts-Avg.	10-36.9	2-30.5
Fumbles/Lost	2/1	1/1
Penalties-Yards	8-71	7-46
3rd Down Conv.	3-of-17	8-of-11
Time of Possession	27:52	32:08

INDIVIDUAL STATISTICS

RUSHING: (WCU) - DeShauteurs 18-67; Cilento 4-10; Bush 1-5; Dalton 1-2; Gaither 1-2. (AU) Butler 11-84; Smith 14-73; Williams 4-67; Brown 8-47; Campbell 5-23; Owens 3-17; Pitts 1-15; Cobb 2-11; Johnson 1-8.
PASSING: (WCU) Gaither 19-32-1-135; Cilento 7-13-0-40. (AU) Cobb 9-16-0-129; Campbell 12-14-0-147.
RECEIVING: (WCU) Reeder 4-25; Godard 4-17; Rucker 3-11; Roy 2-15; Bargella 2-13; DeShauteurs 2-12; Lane 2-10; Banks 2-7; Mario Brown 1-36; Seward 1-35; Philyaw 1-0. (AU) Johnson 4-44; Willis 3-42; Obomanu 3-18; Diamond 2-46 (TD); Mix 2-33; Wallace 2-27 (TD); Brown 1-22; Smith 1-15; Slaughter 1-15; Daniels 1-8; Aromashodu 1-6.

CAREER STATS VS. WESTERN CAROLINA

PASSING				
Player	C-A-I	TD	Yds.	Yds/Gm
None				
RUSHING				
Player	No.	Yds.	Avg/Carry	TD
None				
RECEIVING				
Player	No.	Yds.	Avg/Catch	TD
None				
PUNT RETURNS				
Player	No.	Yds.	Avg/Return	TD
None				
KICK RETURNS				
Player	No.	Yds.	Avg/Return	TD
None				
DEFENSIVE				
Player	UA	A	Total	Misc.
None				
PUNTING				
Player	No.	Yds.	Avg/Punt	Long
None				
KICKING				
Player	PAT	FGA-FGM	Long FG	Total Points
None				



2013 AUBURN FOOTBALL GAME NOTES

Perfect Seasons:
1900, 1904, 1913, 1957, 1993, 2004, 2010
National Champions:
1957, 2010

ALABAMA [5-0, 2-0 SEC]

Aug. 31	at Virginia Tech [ESPN]	W, 35-10
Sept. 14	at Texas A&M [CBS]	W, 49-42
Sept. 21	COLORADO STATE [ESPN2]	W, 31-6
Sept. 28	OLE MISS [ESPN]	W, 25-0
Oct. 5	GEORGIA STATE [SEC TV]	W, 45-3
Oct. 12	at Kentucky [ESPN2]	6 p.m.
Oct. 19	ARKANSAS [ESPN/2]	6 p.m.
Oct. 26	TENNESSEE	TBA
Nov. 9	LSU	TBA
Nov. 16	at Mississippi State	TBA
Nov. 23	CHATTANOOGA	TBA
Nov. 30	AUBURN	TBA

ARKANSAS [3-3, 0-2 SEC]

Aug. 31	LOUISIANA-LAFAYETTE [FSN]	W, 34-14
Sept. 7	SAMFORD [PPV]	W, 31-21
Sept. 14	at Southern Miss [SEC TV]	W, 24-3
Sept. 21	at Rutgers [ESPN]	L, 28-24
Sept. 28	TEXAS A&M [ESPN2]	L, 45-33
Oct. 5	at Florida [ESPN2]	L, 30-10
Oct. 12	SOUTH CAROLINA [SEC TV]	11:21 a.m.
Oct. 19	at Alabama [ESPN/2]	6 p.m.
Nov. 2	AUBURN	TBA
Nov. 9	at Ole Miss	TBA
Nov. 23	MISSISSIPPI STATE	TBA
Nov. 29	LSU [CBS]	1:30 p.m.

ARKANSAS STATE [2-3, 1-0 SBC]

Aug. 31	ARKANSAS-PINE BLUFF [ESPN3]	W, 62-11
Sept. 7	at Auburn [FSN]	L, 38-9
Sept. 12	TROY [ESPN]	W, 41-34
Sept. 21	at Memphis	L, 31-7
Sept. 28	at Missouri [CSS]	L, 41-19
Oct. 12	IDAHO	6 p.m.
Oct. 22	LOUISIANA-LAFAYETTE [ESPN2]	7 p.m.
Nov. 2	at South Alabama	TBA
Nov. 9	at ULM	6 p.m.
Nov. 16	TEXAS STATE [Sun Belt Network]	6:30 p.m.
Nov. 23	GEORGIA STATE	TBA
Nov. 30	at Western Kentucky	3 p.m.

FLORIDA ATLANTIC [2-4, 1-3 CUSA]

Aug. 30	at Miami [ESPN]	L, 34-6
Sept. 5	at East Carolina [Fox Sports 1]	L, 31-13
Sept. 14	at South Florida [ESPN3]	W, 28-10
Sept. 21	MIDDLE TENNESSEE [CSS]	L, 42-35 OT
Sept. 28	at Rice [FCS]	L, 18-14
Oct. 5	at UAB	W, 37-23
Oct. 12	MARSHALL [FCS]	4 p.m.
Oct. 26	at Auburn	TBA
Nov. 2	TULANE	4 p.m.
Nov. 16	at Southern Miss [CSS]	11:20 a.m.
Nov. 23	NEW MEXICO STATE	2 p.m.
Nov. 29	FIU [Fox Sports 1]	2 p.m.

GEORGIA [4-1, 3-0 SEC]

Aug. 31	at Clemson [ABC]	L, 38-35
Sept. 7	SOUTH CAROLINA [ESPN]	W, 41-30
Sept. 21	NORTH TEXAS [SEC TV]	W, 45-21
Sept. 28	LSU [CBS]	W, 44-41
Oct. 5	at Tennessee [CBS]	W, 34-31 OT
Oct. 12	MISSOURI [ESPN]	11 a.m.
Oct. 19	at Vanderbilt [CBS]	11 a.m.
Nov. 2	FLORIDA [CBS]	2:30 p.m.
Nov. 9	APPALACHIAN STATE [WSB]	11:30 a.m.
Nov. 16	at Auburn	TBA
Nov. 23	KENTUCKY	TBA
Nov. 30	GEORGIA TECH	TBA

LSU [5-1, 2-1 SEC]

Aug. 31	at TCU [ESPN]	W, 37-27
Sept. 7	UAB [ESPN]	W, 56-17
Sept. 14	KENT STATE [ESPN]	W, 45-13
Sept. 21	AUBURN [ESPN]	W, 35-21
Sept. 28	at Georgia [CBS]	L, 44-41
Oct. 5	at Mississippi State [ESPN]	W, 59-26
Oct. 12	FLORIDA [CBS]	2:30 p.m.
Oct. 19	at Ole Miss [ESPN/2]	6 p.m.
Oct. 26	FURMAN [PPV]	6 p.m.
Nov. 9	at Alabama	TBA
Nov. 23	TEXAS A&M	TBA
Nov. 29	ARKANSAS [CBS]	1:30 p.m.

MISSISSIPPI STATE [2-3, 0-2 SEC]

Aug. 31	at Oklahoma State [ABC/ESPN2]	L, 21-3
Sept. 7	ALCORN STATE [CSS]	W, 51-7
Sept. 14	at Auburn [ESPN2]	L, 24-20
Sept. 21	TROY [FSN]	W, 62-7
Oct. 5	LSU [ESPN]	L, 59-26
Oct. 12	BOWLING GREEN [FSN]	6:30 p.m.
Oct. 24	KENTUCKY [ESPN]	6:30 p.m.
Nov. 2	at South Carolina	TBA
Nov. 9	at Texas A&M	TBA
Nov. 16	ALABAMA	TBA
Nov. 23	at Arkansas	TBA
Nov. 28	OLE MISS [ESPN]	6:30 p.m.

OLE MISS [3-2, 0-2 SEC]

Aug. 29	at Vanderbilt [ESPN]	W, 39-35
Sept. 7	SE MISSOURI [PPV]	W, 31-13
Sept. 14	at Texas [Longhorn Network]	W, 44-23
Sept. 28	at Alabama [ESPN]	L, 25-0
Oct. 5	at Auburn [ESPN]	L, 30-22
Oct. 12	TEXAS A&M [ESPN]	7:30 p.m.
Oct. 19	LSU [ESPN/2]	6 p.m.
Oct. 26	IDAHO	TBA
Nov. 9	ARKANSAS	TBA
Nov. 16	TROY	TBA
Nov. 23	MISSOURI	TBA
Nov. 28	at Mississippi St. [ESPN]	6:30 p.m.

TENNESSEE [3-3, 0-2 SEC]

Aug. 31	AUSTIN PEAY [PPV]	W, 45-0
Sept. 7	WESTERN KENTUCKY [SEC TV]	W, 52-20
Sept. 14	at Oregon [ABC]	L, 59-14
Sept. 21	at Florida [CBS]	L, 31-17
Sept. 28	SOUTH ALABAMA [SEC TV]	W, 31-24
Oct. 5	GEORGIA [CBS]	L, 34-31 OT
Oct. 19	SOUTH CAROLINA [ESPN]	11 a.m.
Oct. 26	at Alabama	TBA
Nov. 2	at Missouri	TBA
Nov. 9	AUBURN	TBA
Nov. 23	VANDERBILT	TBA
Nov. 30	at Kentucky	TBA

TEXAS A&M [4-1, 1-1 SEC]

Aug. 31	RICE [ESPN]	W, 52-31
Sept. 7	SAM HOUSTON [PPV]	W, 65-28
Sept. 14	ALABAMA [CBS]	L, 49-42
Sept. 21	SMU [ESPN]	W, 42-13
Sept. 28	at Arkansas [ESPN2]	W, 45-33
Oct. 12	at Ole Miss [ESPN]	7:30 p.m.
Oct. 19	AUBURN [CBS]	2:30 p.m.
Oct. 26	VANDERBILT	TBA
NOV. 2	UTEP	TBA
NOV. 9	MISSISSIPPI STATE	TBA
NOV. 23	at LSU	TBA
NOV. 30	at Missouri	TBA

WASHINGTON STATE [4-2, 2-1 PAC 12]

Aug. 31	at Auburn [ESPN]	L, 31-24
Sept. 7	at USC [Fox Sports 1]	W, 10-7
Sept. 14	SOUTHERN UTAH [P12 Network]	W, 48-10
Sept. 21	IDAHO [P12 Network]	W, 42-0
Sept. 28	at Stanford [ESPN]	L, 55-17
Oct. 5	at California [Fox Sports 1]	W, 44-22
Oct. 12	OREGON STATE [ESPN/2]	9:30 p.m.
Oct. 19	at Oregon	TBA
Oct. 31	ARIZONA STATE [ESPN]	9:30 p.m.
Nov. 16	at Arizona	TBA
Nov. 23	UTAH	TBA
Nov. 29	at Washington [FOX]	2:30 p.m.

WESTERN CAROLINA [1-5, 0-3 SOCON]

Aug. 29	at Middle Tennessee State	L, 45-24
Sept. 7	at Virginia Tech	L, 45-3
Sept. 14	THE CITADEL	L, 28-21
Sept. 21	MARS HILL	W, 30-23
Sept. 28	at Samford	L, 62-23
Oct. 5	at Chattanooga	L, 42-21
Oct. 12	at Auburn [PPV]	1 p.m.
Oct. 19	WOFFORD [ESPN3]	2:30 p.m.
Oct. 26	ELON	2:30 p.m.
Nov. 9	at Georgia Southern	1 p.m.
Nov. 16	FURMAN	2:30 pm.
Nov. 23	at Appalachian State	2:30 p.m.

Associated Press Poll

Week 7 (Oct. 6)

Rk.	School	Record	Points
1	Alabama (55)	5-0	1495
2	Oregon (5)	5-0	1424
3	Clemson	5-0	1359
4	Ohio State	6-0	1305
5	Stanford	5-0	1278
6	Florida State	5-0	1158
7	Georgia 4-1		1138
8	Louisville	5-0	1051
9	Texas A&M 4-1		1003
10	LSU 5-1		993
11	UCLA	4-0	844
12	Oklahoma	5-0	819
13	Miami (FL)	5-0	780
14	South Carolina	4-1	764
15	Baylor	4-0	681
16	Washington	4-1	556
17	Florida	4-1	536
18	Michigan	5-0	514
19	Northwestern	4-1	418
20	Texas Tech	5-0	358
21	Fresno State	5-0	258
22	Oklahoma State	4-1	204
23	Northern Illinois	5-0	138
24	Virginia Tech	5-1	115
25	Missouri	5-0	105

Others Receiving Votes: AUBURN 61, Notre Dame 50, Nebraska 35, Wisconsin 29, Michigan State 16, UCF 7, Ole Miss 3, Arizona State 3, Rutgers 2

USA Today Coaches Poll

Week 7 (Oct. 6)

Rk.	School	Record	Points
1	Alabama (57)	5-0	1544
2	Oregon (4)	5-0	1486
3	Ohio State	6-0	1379
4	Clemson (1)	5-0	1356
5	Stanford	5-0	1327
6	Florida State	5-0	1188
7	Georgia 4-1		1130
8	Louisville	5-0	1105
9	Texas A&M 4-1		1067
10	Oklahoma	5-0	964
11	LSU 5-1		953
12	South Carolina	4-1	833
13	UCLA	4-0	807
14	Miami (FL)	5-0	747
15	Baylor	4-0	698
16	Michigan	5-0	591
17	Florida	4-1	574
18	Northwestern	4-1	393
19	Washington	4-1	366
20	Oklahoma State	4-1	350
21	Texas Tech	5-0	336
22	Fresno State	5-0	325
23	Northern Illinois	5-0	169
24	Nebraska	4-1	125
25	Virginia Tech	5-1	97

Others Receiving Votes: Missouri 86, Notre Dame 58, Wisconsin 29, Michigan State 16, UCF 11, AUBURN 11, Oregon State 8, Rutgers 8, Arizona 4, Arizona State 4, Ball State 3, Brigham Young 2

Bold denotes 2013 opponents

SEC Champions:

1957, 1983, 1987, 1988, 1989, 2004, 2010

SEC West Champions:

1997, 2000, 2001, 2002, 2004, 2005, 2010

2013 AUBURN FOOTBALL GAME NOTES



Aug. 31, 2013 • ESPN • Jordan-Hare Stadium (85,095) • Auburn, Ala.

WASHINGTON STATE	24
AUBURN	31

GAME 1

Auburn opened the Gus Malzahn era with a 31-24 win over Washington State at Jordan-Hare Stadium.

The two teams played a see-saw first half, which saw five lead changes and 46 total points before Auburn pulled out the victory.

Auburn rushed for 295 yards on 46 carries, led by Corey Grant's 146, which included a 75-yard touchdown run in the second quarter which helped give Auburn a lead it would hold onto for the rest of the game.

Nick Marshall finished 10-for-19 for 99 yards. Sammie Coates (44 yards) and Quan Bray (28 yards) each had three catches.

Auburn's defense collected three interceptions on the night, two by Robenson Therezie, including one in the end zone as Washington State was driving late in the fourth quarter for a tying score.

Washington State struck first, taking a 7-0 lead on a Jeremiah Laufasa 4-yard run, capping a 12-play, 75-yard drive.

Auburn took its first lead of the game when Ryan White's two-point conversion run made it 8-7 following a Tre Mason 8-yard scoring run. The touchdown the 10th of Mason's career while the successful two-point conversion was Auburn's first since Lee Guess caught a Carl Stewart pass at Alabama in 2006.

Washington State took a 14-8 lead with 8:02 left in the first half on a Connor Halliday 7-yard touchdown pass to Bobby Ratliff, capping off a nine-play, 67-yard drive. The lead was short-lived, however, as Mason returned the ensuing kickoff 100 yards for the game-tying score. A successful Cody Parkey extra-point put Auburn ahead, 15-14.

Mason's 100-yard kick return tied for the second-longest in school history and marks the sixth consecutive season in which Auburn has returned at least one kickoff for a touchdown, tied for the third-longest active streak in the nation.

Washington State wasted little time answering Mason's return, going 75 yards in just 1:28 to reclaim the lead, 21-15, with 6:18 left in the half.

SCORING SUMMARY

Washington St.	7	14	3	0	—	24
Auburn	8	17	3	3	—	31

WSU - Laufasa 4-yd run (Furney kick), 10:43, 1st
 AU - Mason 8-yd run (White rush), 2:26, 1st
 WSU - Ratliff 7-yd pass from Halliday (Furney kick), 8:02, 2nd
 AU - Mason 100-yd kickoff return (Parkey kick), 7:46, 2nd
 WSU - Laufasa 1-yd run (Furney kick), 6:18, 2nd
 AU - Grant 75-yd run (Parkey kick), 6:06, 2nd
 AU - Parkey 47-yd field goal, 1:11, 2nd
 AU - Parkey 26-yd field goal, 6:51, 3rd
 WSU - Furney 43-yd field goal, 4:18, 3rd
 AU - Parkey 42-yd field goal, 9:07, 4th

TEAM STATISTICS

	WSU	AU
First Downs	28	16
Rushes-Yards	23-120	46-295
Passing Yards	344	99
Comp-Att-Int	35-65-3	10-20-0
Total Plays-Yards	88-464	66-394
Punts-Avg.	5-39.2	5-41.6
Fumbles/Lost	0/0	3/1
Penalties-Yards	5-21	5-30
3rd Down Conv.	7-of-17	4-of-13
Time of Possession	31:27	28:33

INDIVIDUAL STATISTICS

RUSHING: (WSU) - Caldwell 7-53; Mason 6-43; Halliday 5-14; Laufasa 5-10 (2 TD); (AU) Grant 9-146 (TD); Mason 15-73 (TD); Artis-Payne 10-52; Marshall 9-27.
PASSING: (WSU) - Halliday 35-65-3-344 (TD); (AU) - Marshall 10-19-0-99.
RECEIVING: (WSU) - Marks 9-81; Galvin 5-43; K. Williams 4-42; Ratliff 3-66 (TD); D. Williams 3-43; Caldwell 3-14; Cracraft 3-14; Mason 2-20; Myers 2-15; Bartolone 1-6; (AU) Coates 3-44; Bray 3-28; Louis 2-10; Denson 1-11; Mason 1-6.

Halliday hit Ratliff for a 53-yard pass down to the 1-yard line before Laufasa carried it in for his second score of the day.

Grant's 75-yard touchdown run on the first play following the WSU score tied it and a Parkey extra point gave Auburn the lead for good, 22-21.

A career-long 47-yard field goal by Parkey with 1:11 left in the first half put Auburn ahead, 25-21.

The two teams traded field goals during the third quarter as Parkey's 26-yarder extended Auburn's lead to 28-21 while an Andrew Furney 43-yard kick made it 28-24 with 4:18 left in the quarter. That was the only scoring in the quarter.

Parkey's third field goal of the day, a 42-yard kick with 9:07 left in the game, extended the lead to the final seven-point margin, 31-24.

Sept. 7, 2013 • FSN • Jordan-Hare Stadium (83,246) • Auburn, Ala.

ARKANSAS STATE	9
AUBURN	38

GAME 2

Nick Marshall threw for 147 yards and two touchdowns and tailbacks Tre Mason, Corey Grant and Cameron Artis-Payne each scored a rushing touchdown as Auburn (2-0) cruised to a 38-9 win over Arkansas State (1-1) at Jordan-Hare Stadium. Artis-Payne, finishing the night with 102 yards on 19 carries, led an Auburn rushing attack that finished with 301 yards on the ground.

Marshall finished the night 10-for-17, connecting with seven different receivers, as Auburn led from start to finish.

Mason finished the game with 99 yards on 14 carries, including an 11-yard touchdown in the third quarter that put Auburn up 28-9, while Artis-Payne's 12-yard touchdown run came in the fourth quarter and was the final score of the game.

Marshall's first career touchdown pass landed in the hands of Marcus Davis for an 18-yard score to put Auburn up a touchdown just 3:23 into the game. The catch was the first of the season for Davis.

After a Brian Davis field goal cut the lead to 7-3, Grant rushed 17 yards around right end to cap an 8-play, 85-yard drive to put Auburn ahead, 14-3. The touchdown marked the second straight week that Grant carried a touchdown in, marking the first Auburn player since Oterio McCalebb in 2009 to score in each of the first two Auburn games of a season. Mason would later join Grant in the accomplishment.

Marshall found Sammie Coates just 2:20 before halftime for a 68-yard touchdown strike that extended Auburn's lead to 21-3. The catch was the longest of Coates' career.

Davis hit a 21- and a 42-yard field goal in the third quarter for Arkansas State, cutting the margin to 12 at 21-9 before Mason's third touchdown of the season gave Auburn a 28-9 lead with just 1:14 left in the third quarter.

Cody Parkey's 35-yard field goal with 8:46 left in the game extended the lead to 31-9. It capped off an 11-play, 62-yard drive that lasted 5:12, its longest of the game by both time and number of plays.

AU - Davis 18-yd pass from Marshall (Parkey kick), 11:37, 1st
 ASU - Davis 34-yd field goal, 6:54, 1st
 AU - Grant 17-yd run (Parkey kick), 3:56, 1st
 AU - Coates 68-yd pass from Marshall (Parkey kick), 2:20, 2nd
 ASU - Davis 21-yd field goal, 9:58, 3rd
 ASU - Davis 42-yd field goal, 7:53, 3rd
 AU - Mason 11-yd run (Parkey kick), 1:14, 3rd
 AU - Parkey 35-yd field goal, 8:46, 4th
 AU - Artis-Payne 12-yd run (Parkey kick), 1:43, 4th

TEAM STATISTICS

	ASU	AU
First Downs	24	23
Rushes-Yards	38-138	50-301
Passing Yards	284	167
Comp-Att-Int	30-42-0	11-19-0
Total Plays-Yards	80-422	69-468
Punts-Avg.	4-44.8	4-41.5
Fumbles/Lost	2/1	2/1
Penalties-Yards	6-53	9-91
3rd Down Conv.	8-of-18	7-of-14
Time of Possession	32:54	27:06

INDIVIDUAL STATISTICS

RUSHING: (ASU) - Kennedy 12-74; Oku 16-48; Knighten 4-24; (AU) - Artis-Payne 19-102; Mason 14-99; Marshall 8-53; Grant 7-40; Wallace 2-7.
PASSING: (ASU) - Kennedy 30-42-0-284; (AU) - Marshall 10-17-0-147 (2 TD).
RECEIVING: (ASU) - Jones 7-29; Oku 6-70; Griswold 5-46; Rains 3-36; McKissic 3-57; Fleming 2-14; Houston 1-9; Gordon 1-9; Muse 1-7; Thornton 1-7; (AU) Prosch 3-31; Reed 2-24; M. Davis 2-23 (TD); Coates 1-68 (TD); Denson 1-17; Mason 1-6.



2013 AUBURN FOOTBALL GAME NOTES

Perfect Seasons:
1900, 1904, 1913, 1957, 1993, 2004, 2010
National Champions:
1957, 2010

Sept. 14, 2013 • ESPN2 • Jordan-Hare Stadium (85,817) • Auburn, Ala.

MISSISSIPPI STATE 20

AUBURN 24

GAME 3

Nick Marshall hit C.J. Uzomah for a 11-yard touchdown pass with just 10 seconds left in the game as Auburn rallied to defeat Mississippi State, 24-20, at Jordan-Hare Stadium. Marshall finished the night with 339 yards passing and two touchdowns as Auburn moved to 3-0 (1-0 SEC) on the season.

Facing a 3rd-down and 10 on the Mississippi State 25-yard line, Marshall rushed over left end for 11 yards and a key first down to keep Auburn's final drive alive. Two plays later, Marshall connected with Uzomah, who finished with three catches for 48 yards, for the game-winner. Auburn's drive had started on its own 12-yard line with just 1:56 on the clock.

Marshall, who finished 23-34 with two touchdowns and two interceptions, had the first 300-yard passing game by an Auburn quarterback since Cam Newton threw for 335-yards in the 2010 SEC Championships Game against South Carolina.

Marshall connected with nine different receivers in the game, with Quan Bray leading the team in yards with 80, while Marcus Davis led the team in receptions with six, totaling 43 yards.

Mississippi State (1-2, 0-1 SEC) had taken its first lead of the game, 20-14, when Dak Prescott scored his second rushing touchdown of the game, a 2-yard scamper just 2:22 into the third quarter.

Cody Parkey's 47-yard field goal, which tied a career long, cut the lead to 20-17 with 9:53 left in the third quarter.

A Parkey 40-yard field goal and a Bray 76 yard touchdown reception helped Auburn jump out to an early 11-0 lead. Instead of kicking the extra point following Bray's catch from Marshall, Auburn successfully went for the 2-point conversion for the second time this season. Bray's reception was the first touchdown catch of his career while the 76-yard connection tied for the 19th-longest in Auburn history and was the longest since Newton hit Terrell Zachery for an 80-yard touchdown against Chattanooga in 2010.

SCORING SUMMARY					
Mississippi St...	6	7	0	—	24
Auburn	11	3	3	7	— 31

AU - Parkey 40-yd field goal, 10:53, 1st
AU - Bray 76-yd pass from Marshall (Fulse pass from White), 4:45, 1st
MSU - Lewis 14-yd run (Griffin rush failed), 4:09, 1st
AU - Parkey 19-yd field goal, 13:36, 2nd
MSU - Prescott 5-yd (Bell kick), 5:02, 2nd
MSU - Prescott 2-yd (Bell kick), 12:38, 3rd
AU - Parkey 47-yd field goal, 9:53, 3rd
AU - Uzomah 11-yd pass from Marshall, 00:10, 4th

TEAM STATISTICS	MSU	AU
First Downs	19	22
Rushes-Yards	40-202	36-120
Passing Yards	213	339
Comp-Att-Int	15-28-0	23-34-2
Total Plays-Yards	68-415	70-459
Punts-Avg.	7-46.6	4-48.0
Fumbles/Lost	1/0	4/1
Penalties-Yards	5-33	1-5
3rd Down Conv.	5-of-15	7-of-15
Time of Possession	34:23	25:37

INDIVIDUAL STATISTICS

RUSHING: (MSU) - Prescott 22-133 (2 TD); Perkins 8-39; Lewis 2-15; (AU) Grant 8-44; Mason 10-34; Marshall 10-22; Artis-Payne 6-12; Louis 1-4; Frazier 1-4.
PASSING: (MSU) - Prescott 15-28-0-213; (AU) - Marshall 23-34-2-339 (2 TD).
RECEIVING: (MSU) - R. Johnson 4-84; Morrow 4-40; Lewis 3-62; Perkins 2-14; Griffin 1-8; M. Johnson 1-5 (AU) Davis 6-43; Bray 3-80 (TD); Coates 3-55; Uzomah 3-48 (TD); Louis 3-34; Reed 2-12; Marshall 1-37; Denson 1-17; Mason 1-13.

Sept. 21, 2013 • ESPN • Tiger Stadium (92,638) • Baton Rouge, La.

AUBURN 21

#6 LSU 35

GAME 4

In the first loss of the Gus Malzahn era, LSU's Jeremy Hill rushed for a career-high 184 yards and three touchdowns as No. 6 LSU defeated Auburn 35-21 on a rainy Saturday night in Tiger Stadium.

Playing in inclement conditions throughout the night, both teams were forced into a ground game with Auburn (3-1, 1-1 SEC) totaling 213 rushing yards to LSU's 228. Auburn out-rushed LSU 140-74 after halftime.

The Mason led the way on the ground for Auburn with 132 yards on 26 carries and two touchdowns. He was the third different 100-yard rusher for Auburn in 2013 joining teammates Corey Grant and Cameron Artis-Payne.

The performance was his first 100-yard game since Alabama A&M in 2011 and the fourth of his career. It was his first 100-yard rushing game against an SEC opponent in his career.

Auburn opened the second half with an interception by safety Jermaine Whitehead of LSU quarterback Zach Mettenberger. The pick was the first of the season by Whitehead and his first since 2011.

The Tigers followed up the interception with a two-yard touchdown run by Mason. Mason later added another two-yard touchdown late in the fourth quarter to post his fourth career game with two rushing touchdowns.

The score capped a 10-play, 94-yard drive that included a 52-yard throw from Nick Marshall to Sammie Coates – the longest play surrendered by the LSU defense in 2013. Marshall completed 17-of-33 passes for 224 yards with two interceptions. He also rushed for 46 yards on 14 carries.

Artis-Payne added a 12-yard touchdown late in the fourth quarter. He finished with 41 yards on seven carries.

Coates finished with a career-best 139 yards on four receptions to become Auburn's first 100-yard receiver of the season. Ricardo Louis had a career-high five catches.

SCORING SUMMARY					
Auburn	0	0	14	7	— 21
LSU	14	7	7	7	— 35

LSU - Hill 49-yd run (Delahoussaye kick), 11:16, 1st
LSU - Hill 10-yd run (Delahoussaye kick), 9:56, 1st
LSU - Copeland 1-yd run (Delahoussaye kick), 12:34, 2nd
AU - Mason 2-yd run (Parkey kick), 12:39, 3rd
LSU - Hill 6-yd run (Delahoussaye kick), 10:08, 3rd
AU - Mason 2-yd run (Parkey kick), 3:00, 3rd
LSU - Landy 32-yd pass from Mettenberger (Delahoussaye kick), 14:52, 4th
AU - Artis-Payne 12-yd run (Parkey kick), 6:33, 4th

TEAM STATISTICS	AU	LSU
First Downs	21	16
Rushes-Yards	52-213	44-228
Passing Yards	224	229
Comp-Att-Int	17-33-2	14-22-1
Total Plays-Yards	85-437	66-457
Punts-Avg.	6-43.5	6-38.2
Fumbles/Lost	3/1	2/1
Penalties-Yards	5-44	10-85
3rd Down Conv.	6-of-17	5-of-13
Time of Possession	30:49	29:11

INDIVIDUAL STATISTICS

RUSHING: (AU) - Mason 26-132 (2 TD); Marshall 14-46; Artis-Payne 7-41 (TD); Grant 2-9; Louis 1-2; (LSU) - Hill 25-191 (3 TD); Blue 4-24; Hilliard 4-12; Magee 3-9; Copeland 1-1 (TD).
PASSING: (AU) - Marshall 17-33-2-224; (LSU) - Mettenberger 14-22-1-229 (TD).
RECEIVING: (AU) - Louis 5-24; Coates 4-139; Stevens 2-21; Davis 2-21; Mason 2-13; Bray 1-6; Reed 1-0. (LSU) - Landry 7-118 (TD); Beckham 5-59; Dickson 1-45; Copeland 1-7.

SEC Champions:

1957, 1983, 1987, 1988, 1989, 2004, 2010

SEC West Champions:

1997, 2000, 2001, 2002, 2004, 2005, 2010

2013 AUBURN FOOTBALL GAME NOTES

Oct. 5, 2013 • ESPNU • Jordan-Hare Stadium (86,504) • Auburn, Ala.

#24 **OLE MISS** **22****AUBURN** **30****GAME 5**

Auburn raced out to a 17-point first half lead and then held off an Ole Miss second-half rally as Auburn defeated the No. 24 Rebels, 30-22, on Saturday night at Jordan-Hare Stadium. Quarterback Nick Marshall finished with 140 yards rushing as Auburn moved to 4-1, 2-1 SEC on the season.

Auburn's defense played a key role in the win, sacking the Ole Miss (3-2, 1-2 SEC) quarterbacks six times and also intercepting two passes. Robenson Therezie had one of the two picks for the Auburn defense, returning a Bo Wallace second-quarter pass 78 yards for a touchdown and a 13-3 Auburn lead late in the first quarter.

The six sacks by the Auburn defense were the most for an Auburn defensive unit since it registered 11 quarterback sacks against Alabama in 2005.

Auburn jumped out to a 20-3 lead on the back of touchdown runs from Tre Mason and Marshall and Therezie's pick-six. Mason's 1-yard rush capped off a six-play, 80-yard drive early on Auburn's first drive to put it up 6-0 while Marshall pushed the lead to 20-3 with a 5-yard touchdown run with 5:17 left in the first half to cap an 8-play, 80-yard drive.

Ole Miss scored on a pair of first half field goals. Andrew Ritter hit on a 42-yard field goal in the first quarter and then a 44-yarder with 41 seconds left in the half to make it 20-6 in Auburn's favor at the half.

Ritter connected on a 22-yard field goal early in the third quarter to cut it 20-9 only to have Marshall answer with his second rushing touchdown of the game, a 5-yard run as Auburn went up 27-9 with 6:35 left in the third quarter.

Ole Miss wouldn't go away quietly as Wallace hit Donte Moncrief for a 49-yard touchdown pass with 5:55 to go in the third and a 13-yard touchdown pass with 8:29 to go in the fourth to make it 27-22.

The two teams traded turnovers in the fourth quarter following the second Wallace to Moncrief connection. Auburn's Cameron Artis-Payne had the ball stripped for a fumble following an 18-yard run to give Ole Miss the ball at its own 40-yard line but Ole Miss gave it back just three plays later when Ryan Smith intercepted a Wallace pass in the flat.

After a 3-and-out by the Auburn offense, Auburn punter Steven Clark pinned Ole Miss at its own 1-yard line with a 39-yard kick. Ole Miss would

SCORING SUMMARY

Ole Miss.....	7	14	3	0	—	24
Auburn.....	8	17	3	3	—	31

AU - Mason 1-yd run (White pass fails), 10:16, 1st
 OM - Ritter 42-yd field goal, 6:42, 1st
 AU - Therezie 78-yd INT return (Parkey kick), 1:39, 1st
 AU - Marshall 5-yd run (Parkey kick), 5:17, 2nd
 OM - Ritter 44-yd field goal, 00:41, 2nd
 OM - Ritter 22-yd field goal, 9:45, 3rd
 AU - Marshall 5-yd run (Parkey kick), 6:35, 3rd
 OM - Moncrief 49-yd pass from Wallace (Ritter kick), 5:55, 3rd
 OM - Moncrief 13-yd pass from Wallace (Ritter kick), 8:29, 4th
 AU - Parkey 23-yd field goal, 3:02, 4th

TEAM STATISTICS

	OM	AU
First Downs	24	19
Rushes-Yards	39-124	48-282
Passing Yards	340	93
Comp-Att-Int	26-50-2	11-17-0
Total Plays-Yards	89-464	65-375
Punts-Avg.	5-44.2	5-41.4
Fumbles/Lost	0/0	2/2
Penalties-Yards	4-34	2-23
3rd Down Conv.	5-of-19	5-of-13
Time of Possession	32:05	27:55

INDIVIDUAL STATISTICS

RUSHING: (OM) Scott 6-66; Mathers 4-28; Brunetti 6-28; Walton 5-7; Neat 1-3; Wallace 17-minus 8. (AU) Marshall 14-140 (2 TD); Mason 21-77 (TD); Artis-Payne 5-49; Louis 1-14; Grant 2-9; Bray 1-1; TEAM 4-minus 8.
PASSING: (OM) Wallace 25-48-2-336 (2 TD); Brunetti 1-1-0-4; Treadwell 0-1-0-0. (AU) Marshall 11-17-0-93.
RECEIVING: (OM) Moncrief 6-122 (2 TD); Logan 5-92; Treadwell 4-45; Scott 4-28; Sanders 2-22; Ingram 2-22; Walton 2-10; Mathers 1-minus 1. (AU) Mason 3-62; Davis 3-11; Coates 2-13; Fulse 1-5; Bray 1-4; Louis 1-minus 2.

also go 3-and-out, punting it back to Auburn, with the kick covering just 30 yards.

Cody Parkey would connect on a 23-yard field goal to make it an 8-point game, 30-22, and then the Auburn defense held strong, sacking Wallace on third- and fourth-down before kneeling on the ball to end the game.

Marshall's 140-yard rushing effort marked the fourth time this season Auburn has had a 100-yard rusher, with Marshall being the fourth different runner to hit the century mark. Corey Grant (Washington State), Artis-Payne (Arkansas State) and Mason (LSU) have also had 100-yard rushing nights, marking the first time Auburn has had four different 100-yard single-game rushers in a season.



2013 AUBURN FOOTBALL GAME NOTES

Perfect Seasons:
1900, 1904, 1913, 1957, 1993, 2004, 2010
National Champions:
1957, 2010

2013 STATISTICS

RECORD.....	OVERALL	HOME	AWAY	NEUTRAL
ALL GAMES.....	4-1-0	4-0-0	0-1-0	0-0-0
CONFERENCE.....	2-1-0	2-0-0	0-1-0	0-0-0
NON-CONFERENCE.....	2-0-0	2-0-0	0-0-0	0-0-0

DATE.....	OPPONENT	W/L	SCORE	ATTEND
8/31/2013.....	WASHINGTON STATE	W	31-24	85095
9/7/2013.....	ARKANSAS STATE	W	38-9	83246
9/14/2013.....	MISSISSIPPI STATE	W	24-20	85817
9/21/2013.....	at LSU (#6)	L	21-35	92638
10/5/2013.....	OLE MISS (#24)	W	30-22	86504

RUSHING.....	GP	Att	Gain	Loss	Net	Avg	TD	Long	Avg/G
Tre Mason.....	5	86	422	7	415	4.8	5	29	83.0
Nick Marshall.....	5	55	336	48	288	5.2	2	28	57.6
Cameron Artis-Payne...5	47	257	1	256	5.4	2	19	51.2	
Corey Grant.....	5	28	256	8	248	8.9	2	75	49.6
Ricardo Louis.....	5	4	20	5	15	3.8	0	14	3.0
Jonathan Wallace.....	2	2	7	0	7	3.5	0	5	3.5
Quan Bray.....	5	2	5	0	5	2.5	0	4	1.0
Kiehl Frazier.....	4	2	4	1	3	1.5	0	4	0.8
TEAM.....	5	5	0	10	-10	-2.0	0	0	-2.5
Steven Clark.....	5	1	0	16	-16	-16.0	0	0	-3.2
Total.....	5	232	1307	96	1211	5.2	11	75	242.2
Opponents.....	5	184	945	133	812	4.4	9	54	162.4

PASSING.....	G	Effic	Cmp-Att-Int	Pct	Yds	TD	Lng	Avg/G
Nick Marshall.....	5	126.64	71-120-4	59.2	902	4	76	180.4
Jonathan Wallace.....	2	134.00	1-2-0	50.0	20	0	20	10.0
TEAM.....	5	0.00	0-1-0	0.0	0	0	0	0.0
Total.....	5	125.73	72-123-4	58.5	922	4	76	184.4
Opponents.....	5	115.77	120-207-6	58.0	1410	4	61	282.0

RECEIVING.....	G	No.	Yds	Avg	TD	Long	Avg/G
Sammie Coates.....	5	13	319	24.5	1	68	63.8
Marcus Davis.....	5	13	98	7.5	1	18	19.6
Ricardo Louis.....	5	12	64	5.3	0	14	12.8
Quan Bray.....	5	8	118	14.8	1	76	23.6
Tre Mason.....	5	8	100	12.5	0	34	20.0
Trovon Reed.....	5	5	36	7.2	0	17	7.2
C.J. Uzomah.....	5	3	48	16.0	1	20	9.6
Jaylon Denson.....	4	3	45	15.0	0	17	11.2
Jay Prosch.....	5	3	31	10.3	0	20	6.2
Tony Stevens.....	4	2	21	10.5	0	12	5.2
Nick Marshall.....	5	1	37	37.0	0	37	7.4
Brandon Fulse.....	5	1	5	5.0	0	5	1.0
Total.....	5	72	922	12.8	4	76	184.4

TEAM STATISTICS.....	AU.....	OPP
SCORING.....	144.....	110
Points Per Game.....	28.8.....	22.0
FIRST DOWNS.....	101.....	111
Rushing.....	62.....	42
Passing.....	33.....	62
Penalty.....	6.....	7
RUSHING YARDAGE.....	1211.....	812
Yards gained rushing.....	1307.....	945
Yards lost rushing.....	96.....	133
Rushing Attempts.....	232.....	184
Average Per Rush.....	5.2.....	4.4
Average Per Game.....	242.2.....	162.4
TDs Rushing.....	11.....	9
PASSING YARDAGE.....	922.....	1410
Comp-Att-Int.....	72-123-4.....	120-207-6
Average Per Pass.....	7.5.....	6.8
Average Per Catch.....	12.8.....	11.8
Average Per Game.....	184.4.....	282.0
TDs Passing.....	4.....	4
TOTAL OFFENSE.....	2133.....	2222
Total Plays.....	355.....	391
Average Per Play.....	6.0.....	5.7
Average Per Game.....	426.6.....	444.4
KICK RETURNS: #-Yards.....	9-276.....	8-165
PUNT RETURNS: #-Yards.....	10-70.....	2-15
INT RETURNS: #-Yards.....	6-104.....	4-42
KICK RETURN AVERAGE.....	30.7.....	20.6
PUNT RETURN AVERAGE.....	7.0.....	7.5
INT RETURN AVERAGE.....	17.3.....	10.5
FUMBLES-LOST.....	14-6.....	5-2
PENALTIES-Yards.....	22-193.....	30-226
Average Per Game.....	38.6.....	45.2
PUNTS-Yards.....	24-1034.....	27-1151
Average Per Punt.....	43.1.....	42.6
Net punt average.....	40.0.....	34.9
KICKOFFS-Yards.....	28-1800.....	25-1619
Average Per Kick.....	64.3.....	64.8
Net kick average.....	41.4.....	38.7
TIME OF POSSESSION/Game.....	28:00.....	32:00
3RD-DOWN Conversions.....	29/73.....	30/82
3rd-Down Pct.....	40%.....	37%
4TH-DOWN Conversions.....	2/6.....	7/15
4th-Down Pct.....	33%.....	47%
SACKS BY-Yards.....	12-66.....	4-26
MISC YARDS.....	0.....	0
TOUCHDOWNS SCORED.....	17.....	13
FIELD GOALS-ATTEMPTS.....	8-10.....	7-8
ON-SIDE KICKS.....	1-2.....	0-0
RED-ZONE SCORES.....	(17-19) 89%.....	(14-20) 70%
RED-ZONE TOUCHDOWNS.....	(12-19) 63%.....	(10-20) 50%
PAT-ATTEMPTS.....	(14-14) 100%.....	(11-11) 100%
ATTENDANCE.....	340662.....	92638
Games/Avg Per Game.....	4/85166.....	1/92638
Neutral Site Games.....	0/0

SCORE BY QUARTERS.....	1st	2nd	3rd	4th	OT	Total
Auburn.....	46	34	34	30	0	144
Opponents.....	33	31	33	13	0	110

SEC Champions:
1957, 1983, 1987, 1988, 1989, 2004, 2010
SEC West Champions:
1997, 2000, 2001, 2002, 2004, 2005, 2010

2013 AUBURN FOOTBALL GAME NOTES



2013 STATISTICS

PUNT RETURNS.....	No.	Yds	Avg	TD	Long
Quan Bray	8	49	6.1	0	28
Chris Davis.....	2	21	10.5	0	19
Total.....	10	70	7.0	0	28
Opponents.....	2	15	7.5	0	10

INTERCEPTIONS..	No.	Yds	Avg	TD	Long
Robenson Therezie.....	3	102	34.0	1	78
Joshua Holsey.....	1	-2	-2.0	0	0
Jermaine Whitehead.....	1	0	0.0	0	0
Ryan Smith.....	1	4	4.0	0	4
Total.....	6	104	17.3	1	78
Opponents.....	4	42	10.5	0	29

KICK RETURNS.....	No.	Yds	Avg	TD	Long
Tre Mason.....	8	243	30.4	1	100
Quan Bray.....	1	33	33.0	0	33
Total.....	9	276	30.7	1	100
Opponents.....	8	165	20.6	0	30

FUMBLE RETURNS..	No.	Yds	Avg	TD	Long
Total.....	0	0	0.0	0	0
Opponents.....	1	24	24.0	0	24

SCORING.....	TD	FGs	PATs					DXP	Saf	Points
			Kick	Rush	Rcv	Pass	Pass			
Cody Parkey.....	0	8-10	14-14	0-0	0	0-0	0	0	38	
Tre Mason.....	6	0-0	0-0	0-0	0	0-0	0	0	36	
Cameron Artis-Payne.....	2	0-0	0-0	0-0	0	0-0	0	0	12	
Corey Grant.....	2	0-0	0-0	0-0	0	0-0	0	0	12	
Nick Marshall.....	2	0-0	0-0	0-0	0	0-0	0	0	12	
C.J. Uzomah.....	1	0-0	0-0	0-0	0	0-0	0	0	6	
Marcus Davis.....	1	0-0	0-0	0-0	0	0-0	0	0	6	
Sammie Coates.....	1	0-0	0-0	0-0	0	0-0	0	0	6	
Quan Bray.....	1	0-0	0-0	0-0	0	0-0	0	0	6	
Robenson Therezie.....	1	0-0	0-0	0-0	0	0-0	0	0	6	
Ryan White.....	0	0-0	0-0	1-1	0	1-2	0	0	2	
Brandon Fulse.....	0	0-0	0-0	0-0	1	0-0	0	0	2	
Total.....	17	8-10	14-14	1-1	1	1-2	0	0	144	
Opponents.....	13	7-8	11-11	0-1	0	0-1	0	0	110	

TOTAL OFFENSE.....	G	Plays	Rush	Pass	Total	Avg/G
Nick Marshall.....	5	175	288	902	1190	238.0
Tre Mason.....	5	86	415	0	415	83.0
Cameron Artis-Payne.....	5	47	256	0	256	51.2
Corey Grant.....	5	28	248	0	248	49.6
Jonathan Wallace.....	2	4	7	20	27	13.5
Ricardo Louis.....	5	4	15	0	15	3.0
Quan Bray.....	5	2	5	0	5	1.0
Kiehl Frazier.....	4	2	3	0	3	0.8
TEAM.....	5	6	-10	0	-10	-2.5
Steven Clark.....	5	1	-16	0	-16	-3.2
Total.....	5	355	1211	922	2133	426.6
Opponents.....	5	391	812	1410	2222	444.4

FIELD GOALS FGM-FGA	Pct	01-19	20-29	30-39	40-49	50-99	Lg	Blk	
Cody Parkey.....	8-10	80.0	1-1	2-2	1-1	4-4	0-2	47	0

FG SEQUENCE	Auburn	OPPONENTS
Washington State	50,(47),(26),(42)	(43)
Arkansas State	(35)	(34),(21),(42)
Mississippi State	(40),(19),(47)	35
at LSU (#6)	--	--
Ole Miss (#24)	54,(23)	(42),(44),(22)

Numbers in (parentheses) indicate field goal was made.

PUNTING.....	No.	Yds	Avg	Long	TB	FC	I20	Blkd
Steven Clark.....	24	1034	43.1	54	3	12	7	0
Total.....	24	1034	43.1	54	3	12	7	0
Opponents.....	27	1151	42.6	66	7	3	9	0

KICKOFFS.....	No.	Yds	Avg	TB	OB	Retn	Net	YdLn
Cody Parkey.....	28	1800	64.3	19	1			
Total.....	28	1800	64.3	19	1	165	41.4	23
Opponents.....	25	1619	64.8	15	1	276	38.7	26

ALL PURPOSE.....	G	Rush	Rec	PR	KOR	IR	Tot	Avg/G
Tre Mason.....	5	415	100	0	243	0	758	151.6
Nick Marshall.....	5	288	37	0	0	0	325	65.0
Sammie Coates.....	5	0	319	0	0	0	319	63.8
Cameron Artis-Payne.....	5	256	0	0	0	0	256	51.2
Corey Grant.....	5	248	0	0	0	0	248	49.6
Quan Bray.....	5	5	118	49	33	0	205	41.0
Robenson Therezie.....	5	0	0	0	0	102	102	20.4
Marcus Davis.....	5	0	98	0	0	0	98	19.6
Ricardo Louis.....	5	15	64	0	0	0	79	15.8
C.J. Uzomah.....	5	0	48	0	0	0	48	9.6
Jaylon Denson.....	4	0	45	0	0	0	45	11.2
Trovon Reed.....	5	0	36	0	0	0	36	7.2
Jay Prosch.....	5	0	31	0	0	0	31	6.2
Chris Davis.....	3	0	0	21	0	0	21	7.0
Tony Stevens.....	4	0	21	0	0	0	21	5.2
Jonathan Wallace.....	2	7	0	0	0	0	7	3.5
Brandon Fulse.....	5	0	5	0	0	0	5	1.0
Ryan Smith.....	5	0	0	0	0	4	4	0.8
Kiehl Frazier.....	4	3	0	0	0	0	3	0.8
Joshua Holsey.....	5	0	0	0	0	-2	-2	-0.4
TEAM.....	5	-10	0	0	0	0	-10	-2.5
Steven Clark.....	5	-16	0	0	0	0	-16	-3.2
Total.....	5	1211	922	70	276	104	2583	516.6
Opponents.....	5	812	1410	15	165	42	2444	488.8



2013 DEFENSIVE STATISTICS

DEFENSIVE LEADERS.....	GP	-----Tackles-----			TFL/Yds	-Sacks-	-----Pass Def-----			---Fumbles---		Blkd	Saf
		Solo	Ast	Total			Int-Yds	BrUp	QBH	Rcv-Yds	FF		
27 Robenson Therezie.....	5	19	9	28	2.0-4	.	3-102	1	1
9 Jermaine Whitehead.....	5	19	7	26	.	.	1-0	1
8 Cassanova McKinzy.....	5	12	11	23	3.0-8	1.5-5	.	.	3
6 Jonathon Mincy.....	5	19	3	22	.	.	.	7
24 Ryan Smith.....	5	16	5	21	.	.	1-4	1	.	.	1	.	.
19 Ryan White.....	5	13	8	21	.	.	.	5	.	1-0	.	.	.
10 LaDarius Owens.....	5	7	13	20	3.5-10	1.0-7	.	.	5
5 Jake Holland.....	5	6	13	19	0.5-1	0.5-1	.	.	2	1-0	.	.	.
11 Chris Davis.....	3	13	6	19	2.5-8	.	.	5	1	.	1	.	.
17 Kris Frost.....	5	9	8	17	1.0-2	.	.	1	1
15 Joshua Holsey.....	5	10	6	16	0.5-2	.	1--2	1	2
90 Gabe Wright.....	5	6	5	11	6.5-27	2.0-16	.	.	4
43 Anthony Swain.....	5	8	2	10	1.0-1
55 Carl Lawson.....	5	7	3	10	4.0-10	2.0-7	.	.	2	.	1	.	.
30 Dee Ford.....	3	6	4	10	3.5-15	2.0-13	.	.	3
50 Ben Bradley.....	5	3	6	9	2.0-9	1.0-8	.	.	4
1 Montravius Adams.....	5	4	5	9	1.5-3	1.0-2	.	.	6
94 Nosa Eguae.....	5	4	3	7	1.5-1	.	.	.	4
98 Angelo Blackson.....	5	2	5	7	2.0-6	0.5-4	.	.	5
13 Craig Sanders.....	4	4	3	7	2.5-8	0.5-3	.	.	5
52 Justin DeLaine.....	5	3	2	5	1.0-6	.	.	.	2
26 Justin Garrett.....	2	2	2	4	1.0-2
28 T.J. Davis.....	2	2	1	3
97 Elijah Daniel.....	5	.	3	3	0.5-1	.	.	.	5
31 Trent Fisher.....	5	3	.	3
21 Mackenro Alexander.....	5	2	1	3	1.5-2
29 Brandon King.....	5	1	2	3
16 Javiere Mitchell.....	5	.	2	2
92 Kenneth Carter.....	5	.	2	2	0.5-1	.	.	.	3
23 Johnathan Ford.....	5	1	1	2
5 Ricardo Louis.....	5	2	.	2
42 Gimel President.....	1	1	.	1
70 Robert Leff.....	5	.	1	1
63 Alex Kozan.....	5	.	1	1
48 Forrest Hill.....	5	.	1	1
89 Jaylon Denson.....	4	.	1	1
18 Sammie Coates.....	5	1	.	1
14 Nick Marshall.....	5	1	.	1
21 Tre Mason.....	5	1	.	1
20 Corey Grant.....	5	1
Total.....	5	207	145	352	42-127	12-66	6-104	22	59	2-0	3	.	.
Opponents.....	5	203	170	373	22.0-85	4-26	4-42	14	13	6-24	7	.	.

SPECIAL TEAMS TACKLES

SPECIAL TEAMS	-----Tackles-----			SPECIAL TEAMS	-----Tackles-----		
	Solo	Ast	Total		Solo	Ast	Total
5 Ricardo Louis.....	2	0	2				
8 Cassanova McKinzy.....	1	0	1				
6 Jonathon Mincy.....	0	1	1				
23 Johnathan Ford.....	0	1	1				
28 T.J. Davis.....	1	0	1				
48 Forrest Hill.....	0	1	1				
70 Robert Leff.....	0	1	1				



2013 SCORING DRIVES

Plays	Yards	TOP Qtr	Scoring Play
WASHINGTON STATE			
4	28	1:17	1 Tre Mason 8-yard run (Ryan White 2-pt. run)
--	--	--	2 Tre Mason 100-yard kickoff return
1	75	0:12	2 Corey Grant 75-yard run
6	16	2:04	2 Cody Parkey 47-yard field goal
9	44	3:59	3 Cody Parkey 26-yard field goal
12	61	5:27	4 Cody Parkey 42-yard field goal
Total	32	12:59	(5 scoring drives)
Avg.	6.4	44.8	2:36

Plays	Yards	TOP Qtr	Scoring Play
ARKANSAS STATE			
10	67	3:23	1 Marcus Davis 18-yard pass from Nick Marshall
8	85	2:49	1 Corey Grant 17-yard run
3	80	1:05	2 Sammie Coates 68-yard pass from Nick Marshall
8	54	2:54	3 Tre Mason 11-yard run
11	62	5:12	4 Cody Parkey 35-yard field goal
7	55	2:34	4 Cameron Artis-Payne 12-yard run
Total	47	17:57	(6 scoring drives)
Avg.	7.8	67.2	2:59 (season: 11 drives, 79 plays, 627 yards, 30:56)

Plays	Yards	TOP Qtr	Scoring Play
MISSISSIPPI STATE			
11	52	4:07	1 Cody Parkey 40-yard field goal
3	80	0:50	1 Quan Bray 76-yard pass from Nick Marshall (Brandon Fulse pass from Ryan White for 2 points)
13	73	5:33	2 Cody Parkey 19-yard field goal
7	59	2:40	3 Cody Parkey 47-yard field goal
12	88	1:46	4 C.J. Uzomah 11-yard pass from Nick Marshall
Total	49	14:56	(5 scoring drives)
Avg.	9.8	70.4	2:59 (season: 16 drives, 128 plays, 979 yards, 45:52)

Plays	Yards	TOP Qtr	Scoring Play
at LSU (#6)			
7	50	2:14	3 Tre Mason 2-yard run
10	94	3:21	3 Tre Mason 2-yard run
10	88	3:23	4 Cameron Artis-Payne 12-yard run
Total	27	8:58	(3 scoring drives)
Avg.	8.1	63.7	2:53 (season: 19 drives, 155 plays, 1211 yards, 54:50)

Plays	Yards	TOP Qtr	Scoring Play
OLE MISS (#24)			
6	80	1:31	1 Tre Mason 1-yard run (Ryan White pass failed)
--	--	--	1 Robenson Therezie 78-yard interception return
12	80	4:37	2 Nick Marshall 5-yard run
9	75	3:10	3 Nick Marshall 5-yard run
5	25	1:51	4 Cody Parkey 23-yard field goal
Total	32	11:09	(4 scoring drives)
Avg.	8.1	63.9	2:52 (season: 23 drives, 187 plays, 1471 yards, 65:59)

Average Scoring Drive: Plays: 8.1 • Yards: 63.9 • Time: 2:52

MISCELLANEOUS STATISTICS

Average Time of Possession (by Quarter)

	1	2	3	4	Total
AUBURN.....	6:46	5:17	7:35	8:21	28:00
Opponents.....	8:13	9:43	7:24	6:38	32:00

Third Down Conversions (by Quarter)

	1	2	3	4	Total
AUBURN.....	10-19	4-15	8-19	7-20	29-73
Pct.	52.6%	26.7%	42.1%	35.0%	39.7%
Opponents.....	9-15	8-18	6-14	3-21	30-82
Pct.	60.0%	44.4%	42.9%	14.3%	36.6%

Third Down Conversions (by Yardage)

	Yards to go	1-3	4-6	7-10	11+	Total
AUBURN.....	17 of 26	7 of 18	4 of 18	1 of 11	29 of 73	
Pct.	65.4%	38.9%	22.2%	0.1%	39.7%	
Opponents.....	10 of 17	8 of 18	10 of 30	2 of 17	30 of 82	
Pct.	58.9%	44.4%	33.3%	11.8%	36.6%	

Red Zone

AU Scores/Times in Red Zone: 17/19 (.895)
 AU TDs/Times in Red Zone: 12/19 (.632)
 Scores (17): 12 TD, 5 FG
 Non-Scores (1): 0 FGA, 0 INT, 1 Fumble, 1 Downs
 Opp. Scores/Times in Red Zone: 14/20 (.700)
 Opp. TDs/Times in Red Zone: 10/20 (.500)
 Scores (14): 10 TD, 4 FG
 Non-Scores (6): 1 FGA, 2 INT, 1 Fumble, 2 Downs

Turnovers

Takeaways — 8, Giveaways — 10
 Difference — -2
 Points Off TOs — AU 28, Opp. 10
 Points Off TOs/Game — AU 5.6, Opp. 2.0

Kickoffs

Kickoffs — 28 for 1800 yards (64.3 avg.)
 Parkey — 28 KO, 19 TB, 1 OB
 Touchbacks — 19
 Out of Bounds — 1
 Opp. Returns — 8 for 165 yards (20.6)
 On-side kicks — 0-for-1



2013 GAME-BY-GAME TEAM STATISTICS

Game	Score	First Downs		Rushing	Passing			Total Off.	Punts	Fum.	Penalties	3rd	Time of
		Tot	Ru-Pa-Pe	No-Yds-TD	C-A-I	Yds	TD	Pl-Yds	No-Avg	F-L	No-Yds	Downs	Poss
Washington State	24	28	9-18-1	23-120-2	35-65-3	344	1	88-464	5-39.2	0-0	5-21	7-17	31:27
at Auburn	31	16	10-5-1	46-295-2	10-20-0	99	0	66-394	5-41.6	3-1	5-30	4-13	28:33
Arkansas State	9	24	9-12-3	39-150-0	29-41-0	272	0	80-422	4-44.8	2-1	6-53	8-18	32:54
at Auburn	38	23	17-5-1	50-301-3	11-19-0	167	2	69-468	4-41.5	2-1	9-91	7-14	27:06
Mississippi State	20	19	11-8-0	40-202-3	15-28-0	213	0	68-415	7-46.6	1-0	5-33	5-15	34:23
at Auburn	24	22	9-12-1	36-120-0	23-34-2	339	2	70-459	4-48.0	4-1	1-5	7-15	25:37
Auburn	21	21	11-9-1	52-213-3	17-33-2	437	0	85-437	6-43.5	3-1	5-44	6-17	30:49
at LSU (#6)	35	16	5-9-2	44-228-4	14-22-1	457	1	66-457	6-38.2	2-1	10-85	5-13	29:11
Ole Miss (#24)	22	24	9-14-1	39-125-0	26-50-2	340	2	89-464	5-44.2	0-0	4-34	5-19	32:05
at Auburn	30	19	15-2-2	48-282-3	11-17-0	93	0	65-375	5-40.4	2-2	2-23	5-13	27:55

STARTING LINEUPS

OFFENSE	QB	RB	HB/RB/TE	WR	WR	WR/RB	LT	LG	C	RG	RT
WASHINGTON STATE	Marshall	Mason	Prosch (HB)	Coates	Denson	Bray(WR)	Robinson	Kozan	Dismukes	Slade	Miller
ARKANSAS STATE	Marshall	Mason	Prosch (HB)	Coates	Denson	Grant (RB)	Robinson	Kozan	Dismukes	Slade	Miller
MISSISSIPPI STATE	Marshall	Mason	Prosch (HB)	Coates	Denson	Reed (WR)	Robinson	Kozan	Dismukes	Slade	Miller
at LSU (#6)	Marshall	Mason	Fulse (TE)	Coates	Denson	Bray (WR)	Robinson	Kozan	Dismukes	Slade	Miller
Ole Miss (#24)	Marshall	Mason	Fulse (WR)	Coates	Davis	Bray (WR)	Robinson	Kozan	Dismukes	Slade	Miller

DEFENSE	DE	DT	DT	DE	MLB	WLB	Star	CB	CB	BS	FS
WASHINGTON STATE	Sanders	Blackson	Wright	Owens	Holland	McKinzy	Therezie	Mincy	C.Davis	Holsey	Whitehead
ARKANSAS STATE	Sanders	Blackson	Bradley	Eguae	Holland	McKinzy	Therezie	Mincy	C.Davis	Holsey	Whitehead
MISSISSIPPI STATE	Sanders	Blackson	Bradley	Eguae	Holland	McKinzy	Therezie	Mincy	White	Holsey	Whitehead
at LSU (#6)	Ford	Blackson	Bradley	Owens	Holland	McKinzy	Therezie	Mincy	White	Holsey	Whitehead
Ole Miss (#24)	Ford	Eguae	Wright	Owens	Holland	McKinzy	Therezie	Mincy	C.Davis	Holsey	Whitehead

SEC Champions:
1957, 1983, 1987, 1988, 1989, 2004, 2010
SEC West Champions:
1997, 2000, 2001, 2002, 2004, 2005, 2010

2013 AUBURN FOOTBALL GAME NOTES



2013 GAME-BY-GAME INDIVIDUAL STATISTICS

Passing			Field Goals		Punting	
C-A-Yds-Int, TD	#14 Marshall	#12 Wallace	Made, (Missed)	#36 Parkey	No.-Avg, In 20	#30 Clark
Washington State	10-19-0, 0	0-1-0, 0	Washington State	(50), 47, 26, 42	Washington State	5-41.6, 3
Arkansas State	10-17-0, 2	1-1-0, 0	Arkansas State	35	Arkansas State	4-41.5, 0
Mississippi State	23-34-2, 2	--	Mississippi State	40, 19, 47	Mississippi State	4-48.0, 2
at LSU (#6)	17-33-2, 0	--	at LSU (#6)	--	at LSU (#6)	6-43.5
Ole Miss (#24)	11-17-0	--	Ole Miss (#24)	(54), 23	Ole Miss (#24)	5-41.4

Rushing

No.-Yds, TD	#5 Louis	#12 Wallace	#14 Marshall	#20 Grant	#21 Mason	#25 Frazier	#44 Artis-Payne
Washington State	1-(-5), 0	--	9-27, 0	9-146, 1	15-73, 1	DNP	10-52, 0
Arkansas State	--	2-7, 0	8-53, 0	7-40, 1	14-99, 1	--	19-102, 1
Mississippi State	1-4, 0	DNP	10-22, 0	8-44, 0	10-34, 0	1-4, 0	5-12, 0
at LSU (#6)	1-2, 0	DNP	14-46, 0	2-9, 0	26-132, 2	1-(-1), 0	7-41, 1
Ole Miss (#24)	1-14, 0	--	14-140, 2	2-9, 0	21-77, 1	--	5-49, 0

Receiving

No.-Yds, TD	#1 Reed	#4 Bray	#5 Louis	#8 Stevens	#11 Fulse	#18 Coates	#21 Mason	#35 Prosch	#80 Davis	#89 Denson
Washington State	--	3-44, 0	2-10, 0	DNP	--	3-44, 0	1-6, 0	--	---	1-11, 0
Arkansas State	2-24, 0	--	1-(-2), 0	--	--	1-68, 1	1-6, 0	3-31, 0	2-23, 1	1-17, 0
Mississippi State	2-12, 0	3-80, 1	3-34, 0	--	--	3-55, 0	1-13, 0	--	6-43, 0	1-17, 0
at LSU (#6)	1-0, 0	1-6, 0	5-24, 0	2-21, 0	--	4-139, 0	2-13, 0	--	2-21, 0	--
Ole Miss (#24)	--	1-4, 0	1-(-2), 0	--	1-5, 0	2-13, 0	3-62, 0	--	3-11, 0	DNP



2013 GAME-BY-GAME INDIVIDUAL STATISTICS

Defensive Linemen

Solo+Ast=Total	#1 Adams	#10 Owens	#13 Sanders	#30 D. Ford	#50 Bradley	#52 DeLaine	#55 Lawson	#90 Wright
Washington State	2+0=2	1+1=2	2+0=2	DNP	1+0=1	---	---	1+0=1
Arkansas State	---	3+5=8	2+2=4	DNP	0+2=2	2+0=2	2+0=2	2+1=3
Mississippi State	1+2=3	0+3=3	---	3+3=6	0+2=2	1+0=1	---	---
at LSU (#6)	1+2=3	0+2=2	---	0+1=1	1+2=3	0+2=2	0+2=2	0+3=3
Ole Miss (#24)	0+1=1	3+2=5	0+1=1	3+0=3	1+0=1	---	5+1=6	3+1=4

Solo+Ast=Total	#92 Carter	#94 Eguae	#97 Daniel	#98 Blackson
Washington State	1+0=1	1+0=1	---	1+0=1
Arkansas State	---	1+0=1	0+1=1	1+2=3
Mississippi State	---	---	---	0+1=1
at LSU (#6)	0+2=2	0+2=2	0+2=2	---
Ole Miss (#24)	---	2+1=3	---	0+2=2

Linebackers

Solo+Ast=Total	#5 Holland	#8 McKinzy	#16 Mitchell	#17 Frost	#26 Garrett	#43 Swain
Washington State	---	2+0=2	---	3+1=4	DNP	---
Arkansas State	1+5=6	5+3=8	0+2=2	4+1=5	DNP	1+1=2
Mississippi State	3+5=8	0+3=3	---	1+0=1	2+0=2	---
at LSU (#6)	2+1=3	4+4=8	---	1+5=6	0+2=2	---
Ole Miss (#24)	0+2=2	1+1=2	---	0+1=1	DNP	7+1=8

Defensive Backs

Solo+Ast=Total	#6 Mincy	#9 Whitehead	#11 Davis	#15 Holsey	#19 White	#24 Smith	#27 Therezie	#29 King
Washington State	8+0=8	4+1=5	1+2=3	4+1=5	1+0=1	6+1=7	6+1=7	--
Arkansas State	1+0=1	3+1=4	7+3=10	2+2=4	4+1=5	1+0=1	4+0=4	--
Mississippi State	4+2=6	5+2=7	DNP	3+1=4	4+4=8	2+1=3	3+3=6	--
at LSU (#6)	4+0=4	1+3=4	---	0+1=1	1+3=4	3+3=6	3+5=8	1+2=3
Ole Miss (#24)	2+1=3	6+0=6	5+1=6	1+1=2	3+0=3	4+0=4	3+0=3	---

Others

Solo+Ast=Total	#5 Louis	#21 Alexander	#23 J. Ford	#28 Davis	#31 Fisher	#48 Hill
Washington State	---	---	---	---	2+0=2	---
Arkansas State	---	1+0=1	1+0=1	1+1=2	1+0=1	---
Mississippi State	---	---	---	---	---	---
at LSU (#6)	---	0+1=1	---	1+0=1	---	0+1=1
Ole Miss (#24)	2+0=2	1+0=1	0+1=1	---	---	---



2013 SUPERLATIVES

Auburn Team Superlatives

Points Scored38	vs. Arkansas State (9/7)
Low.....20	vs. Mississippi State (9/14)
First Downs.....23	vs. Arkansas State (9/7)
Low.....16	vs. Washington State (8/31)
Rushing Plays.....52	at #6 LSU (9/21)
Low.....36	vs. Mississippi State (9/14)
Net Rushing Yards.....319	vs. Arkansas State (9/7)
Low.....120	vs. Mississippi State (9/14)
Passes Attempted.....34	vs. Mississippi State (9/14)
Low.....17	vs. #24 Ole Miss (10/5)
Passes Completed.....23	vs. Mississippi State (9/14)
Low.....10	vs. Washington State (8/31)
Had Intercepted.....2	vs. Mississippi State (9/14)/at #6 LSU (9/21)
Low.....0	vs. Wash. State (8/31)/Ark. State (9/7)/#24 Ole Miss (10/5)
Net Passing Yards339	vs. Mississippi State (9/14)
Low.....93	vs. #24 Ole Miss (10/5)
Total Offensive Plays.....85	at #6 LSU (9/21)
Low.....65	vs. #24 Ole Miss (10/5)
Total Net Offense.....468	vs. Arkansas State (9/7)
Low.....375	vs. #24 Ole Miss (10/5)
Fumbles.....4	vs. Mississippi State (9/14)
Low.....2	vs. Arkansas State (9/7)/#24 Ole Miss (10/5)
Fumbles Lost.....2	vs. #24 Ole Miss (10/5)
Low.....1	vs. Washington St. (8/31)/Arkansas St. (9/7)/Miss. State (9/14)
Penalties.....9	vs. Arkansas State (9/7)
Low.....1	vs. Mississippi State (9/14)
Penalty Yards.....91	vs. Arkansas State (9/7)
Low.....5	vs. Mississippi State (9/14)/at #6 LSU (9/21)

Auburn Individual Superlatives

Rushes26	Tre Mason at #6 LSU (9/21)
Yards Rushing146	Corey Grant vs. Washington State (8/31)
TD Rushes2	Tre Mason at #6 LSU (9/21)/Nick Marshall v. #24 Ole Miss (10/5)
Long Rush.....75	Corey Grant vs. Washington State (8/31)
Pass attempts.....34	Nick Marshall vs. Mississippi State (9/14)
Pass completions23	Nick Marshall vs. Mississippi State (9/14)
Yards Passing.....339	Nick Marshall vs. Mississippi State (9/14)
TD Passes.....2	Nick Marshall vs. Ark. State(9/7)/MSU(9/14)/at #6 LSU (9/21)
Long Pass.....76	Nick Marshall vs. Mississippi State (9/14)
Receptions6	Marcus Davis vs. Mississippi State (9/14)
Yards Receiving.....139	Sammie Coates at #6 LSU (9/21)
TD Receptions1	Sammie Coates vs. Arkansas State (9/7)
.....1	Marcus Davis vs. Arkansas State (9/7)
.....1	Quan Bray vs. Mississippi State (9/14)
.....1	C.J. Uzomah vs. Mississippi State (9/14)
Long Reception.....76	Quan Bray vs. Mississippi State (9/14)
Field Goals.....3	Cody Parkey vs. Washington State (8/31)/Miss. State (9/14)
Long Field Goal.....47	Cody Parkey vs. Washington State (8/31)/Miss. State (9/14)
Punts6	Steven Clark at #6 LSU (9/21)
Punting Avg.....48.0	Steven Clark vs. Mississippi State (9/14)
Long Punt54	Steven Clark vs. Arkansas State (9/7)/at #6 LSU (9/21)
Punts inside 20.....3	Steven Clark vs. Washington State (8/31)
Long Punt Return.....28	Quan Bray vs. Mississippi State (9/14)
Long Kickoff Return..100	Tre Mason vs. Washington State (8/31)
Tackles10	Chris Davis vs. Arkansas State (9/7)
Sacks2	Carl Lawson, Gabe Wright & Dee Ford vs. #24 Ole Miss (10/5)
Tackles For Loss.....3.5	Carl Lawson vs. #24 Ole Miss (10/5)
Interceptions2	Robenson Therezie vs. Washington State (8/31)

Auburn Individual Long Plays

Rushing.....75	Corey Grant vs. Washington State (8/31)
Passing76	Nick Marshall vs. Mississippi State (9/14)
Receiving76	Quan Bray vs. Mississippi State (9/14)
Field Goal47	Cody Parkey vs. Washington State (8/31)/Miss. State (9/14)
Punt54	Stephen Clark vs. Arkansas State (9/7)/at #6 LSU (9/21)
Punt Return.....28	Quan Bray vs. Mississippi State (9/14)
Kickoff Return100	Tre Mason vs. Washington State (8/31)
Fumble Return.....0	Jake Holland vs. Ark. State (9/7)/Ryan White at #6 LSU(9/21)
Interception Return78	Robenson Therezie vs. #24 Ole Miss (10/5)

Opponent Team Superlatives

Points Scored31	at #6 LSU (9/21)
Low.....9	Arkansas State (9/7)
First Downs.....28	Washington State (8/31)
Low.....16	at #6 LSU (9/21)
Rushing Plays.....44	at #6 LSU (9/21)
Low.....23	Washington State (8/31)
Net Rushing Yards.....228	at #6 LSU (9/21)
Low.....120	Washington State (8/31)
Passes Attempted.....65	Washington State (8/31)
Low.....22	at #6 LSU (9/21)
Passes Completed.....35	Washington State (8/31)
Low.....14	at #6 LSU (9/21)
Had Intercepted.....3	Washington State (8/31)
Low.....0	Arkansas State (9/7)/Mississippi State (9/14)
Net Passing Yards344	Washington State (8/31)
Low.....213	Mississippi State (9/14)
Total Offensive Plays....89	#24 Ole Miss (10/5)
Low.....66	at #6 LSU (9/21)
Total Net Offense.....464	Washington State (8/31)/#24 Ole Miss (10/5)
Low.....415	Mississippi State (9/14)
Fumbles.....2	Arkansas State (9/7)/at #6 LSU (9/21)
Low.....0	Washington State (8/31)/#24 Ole Miss (10/5)
Fumbles Lost.....1	Arkansas State (9/7)/at #6 LSU (9/21)
Low.....0	Wash. State (8/31)/Miss. State (9/14)/#24 Ole Miss (10/5)
Penalties.....10	at #6 LSU (9/21)
Low.....4	#24 Ole Miss (10/5)
Penalty Yards.....85	at #6 LSU (9/21)
Low.....21	Washington State (8/31)

Opponent Individual Superlatives

Rushes25	Jeremy Hill, at #6 LSU (9/21)
Yards Rushing184	Jeremy Hill, at #6 LSU (9/21)
TD Rushes3	Jeremy Hill, at #6 LSU (9/21)
Long Rush.....54	Jeremy Hill, at #6 LSU (9/21)
Pass attempts.....65	Connor Halliday, Washington State (8/31)
Pass completions35	Connor Halliday, Washington State (8/31)
Yards Passing.....344	Connor Halliday, Washington State (8/31)
TD Passes.....2	Bo Wallace, #24 Ole Miss (10/5)
Long Pass.....53	Connor Halliday, Washington State (8/31)
Receptions9	Gabe Marks, Washington State (8/31)
Yards Receiving.....122	Donte Moncrief, #24 Ole Miss (10/5)
TD Receptions2	Donte Moncrief, #24 Ole Miss (10/5)
Long Reception.....61	Robert Johnson, Mississippi State (9/14)
Field Goals.....3	Brian Davis, Ark. State (9/7)/Andrew Ritter,#24 Ole Miss (10/5)
Long Field Goal.....44	Andrew Ritter, #24 Ole Miss (10/5)
Punts7	Baker Swedenburg, Mississippi State (9/14)
Punting Avg.....49.0	Luke Ferguson, Arkansas State (9/7)
Long Punt.....66	Tyler Campbell, #24 Ole Miss (10/5)
Punts inside 20.....3	Jamie Keehn, at #6 LSU (9/21)
Long Punt Return.....10	Odell Beckham, at #6 LSU (9/21)
Long Kickoff Return.....36	J.D. McKissic, Arkansas State (9/7)
Tackles14	Deone Bucannon, Washington State (8/31)
.....1	Deontae Skinner, Mississippi State (9/14)
.....1	Richie Brown, Mississippi State (9/14)
.....1	A.J. Jefferson, Mississippi State (9/14)
.....1	Jordan Allen, at #6 LSU (9/21)
Tackles For Loss.....1.0	5 Arkansas State players, 4 Washington State players, 4 Miss. State players, 4 Ole Miss players & 3 LSU players
Interceptions2	Nickoe Whitley, Mississippi State (9/14)

Opponent Individual Long Plays

Rushing.....54	Jeremy Hill, at #6 LSU (9/21)
Passing61	Dak Prescott, Mississippi State (9/14)
Receiving61	Robert Johnson, Mississippi State (9/14)
Field Goal44	Andrew Ritter, #24 Ole Miss (10/5)
Punt66	Tyler Campbell, #24 Ole Miss (10/5)
Kickoff Return30	Theron West, Washington State (8/31)
Fumble Return.....24	Denzel Nkemdiche, #24 Ole Miss (10/5)
Interception Return29	Nickoe Whitley, Mississippi State (9/14)



2013 PLAYS OF 20+ YARDS

Table with 5 columns: Yards, Type, Player(s), Opponent, Qtr. listing various plays such as 100 (TD) KOR Tre Mason vs Washington State.

PLAY BREAKDOWN

BY PLAY

Table showing play breakdown: Pass 12, Run 5, Kickoff Return 4, Interception Return 2, Punt Return 1.

BY GAME

Table showing breakdown by game: Arkansas State 6, Ole Miss (#24) 5, Washington State 5, Mississippi State 5, LSU (#6) 3.

BY QUARTER

Table showing breakdown by quarter: 1st 9, 2nd 5, 3rd 5, 4th 5.

RUSHING

Table showing rushing breakdown: Nick Marshall 2, Corey Grant 1, Tre Mason 1, Nick Marshall 1.

PASSING

Table showing passing breakdown: Nick Marshall 11, Jonathan Wallace 1.

RECEIVING

Table showing receiving breakdown: Sammie Coates 6, Tre Mason 2, Quan Bray 1, C.J. Uzomah 1, Jay Prosch 1, Nick Marshall 1.

KICKOFF RETURN

Table showing kickoff return breakdown: Tre Mason 3, Quan Bray 1.

PUNT RETURN

Table showing punt return breakdown: Quan Bray 1.

INTERCEPTION RETURN

Table showing interception return breakdown: Robenson Therezie 2.

SEC Champions:

1957, 1983, 1987, 1988, 1989, 2004, 2010

SEC West Champions:

1997, 2000, 2001, 2002, 2004, 2005, 2010

2013 AUBURN FOOTBALL GAME NOTES**LAST TIME...****An Auburn Team**

Had 35 First Downs ... vs. Western Carolina, 2002 (37)
 Had 30 First Downs ... vs. Furman, 2009 (30)
 Had 400 yards rushing ... vs. LSU, 2010 (440)
 Had 300 yards rushing ... vs. Arkansas State, 2013 (301)
 Had 300 yards rushing in consecutive games ... vs. Tennessee-Chattanooga (303); vs. Georgia (315), 2010
 Had 300 yards rushing in six consecutive games ... at Kentucky (311); vs. Arkansas (330); vs. LSU, (440); at Ole Miss (343); vs. Chattanooga (303); vs. Georgia (315), 2010
 Had 300 yards rushing in six consecutive SEC games ... vs. South Carolina (334); at Kentucky (311); vs. Arkansas (330); vs. LSU, (440); at Ole Miss (343); vs. Georgia (315), 2010
Had 50 or more rushing attempts ... at #6 LSU, 2013 (52)
 Had six or more rushing TDs ... vs. Arkansas, 2010 (6)
 Had five or more rushing TDs ... vs. Alabama A&M, 2012 (5)
 Had four or more rushing TDs ... vs. Alabama A&M, 2012 (5)
 Had 350 or more yards passing... vs. South Carolina [SECCG], 2010 (351)
Had 300 or more yards passing ... vs. Mississippi State, 2013 (339)
 Had 50 or more pass attempts ... vs. Mississippi State, 1997 (54)
 Had 30 or more pass completions ... vs. Arkansas, 1995 (34)
 Had five TDs passing ... vs. Ball State, 2009 (5)
 Had four TDs passing ... vs. Ole Miss, 2011 (4)
 Had three TDs passing ... vs. Ole Miss, 2011 (4)
 Had 500 or more yards total offense ... vs. Alabama A&M, 2012 (512)
 Had 500 or more yards total offense in consecutive games ... vs. South Carolina [SECCG] (589), vs. Oregon [BCSNCG], 2010 (519)
Had 80 or more total plays ... at #6 LSU, 2013 (85)
 Had 90 or more total plays... at South Carolina, 2011 (92)
 Scored 70 or more points... vs. Louisiana-Monroe, 2003 (73)
 Scored 60 or more points ... vs. Arkansas, 2010 (65)
 Scored 50 or more points ... vs. Alabama A&M, 2012 (51)
 Scored 40 or more points ... vs. Alabama A&M, 2012 (51)
 Scored 40 or more points in three consecutive games ... at Ole Miss (51), vs. Chattanooga (62), vs. Georgia (49), 2010
 Had five or more fumbles ... vs. Southern Miss (5), 2008
 Did not commit a turnover ... vs. Alabama A&M, 2012
 Had 200-yard rusher and 100-yard receiver in a game ... vs. Syracuse, 2002 (Carnell Williams [202 rush] and Marcel Willis [113 receiving])
 Had 150-yard rusher and 150-yard receiver in a game ... at Arkansas, 2001 (Carnell Williams [177 rush] and Tim Carter [156 receiving])
Had 100-yard receiver and 100-yard rusher in a game ... at #6 LSU, 2013 (Tre Mason [132 rush], Sammie Coates [139 rec])
 Had two 100-yard rushers in a game... vs. Alabama A&M, 2012 (Tre Mason [181] and Onterio McCalebb [104])
 Had two 150-yard rushers in a game... vs. Mississippi State, 2003 (Brandon Jacobs [182] and Carnell Williams [164])
 Had three 100-yard rushers in a game ... vs. Maryland, 1983 (Tommie Agee [219], Lionel James [115] and Bo Jackson [105])
 Had two 100-yard receivers in a game... vs. Tennessee-Chattanooga, 2010 (Terrell Zachery [148] and Darwin Adams [106])
 Had a 60-yard run and a 60-yard pass in a game ... vs. Alabama, 2009 (Terrell Zachery 67 rush, Chris Todd to Darwin Adams 72 pass)
 Had three players with 2 rushing TDs... vs. Louisiana-Monroe, 2003 (Carnell Williams [2], Brandon Jacobs [2], Tre Smith [2])
 Had three players with 2 TDs... vs. Georgia, 2010 (Onterio McCalebb [3 rush], Cam Newton [2 rush], Philip Lutzenkirchen [2 rec.])
 Had two players with seven or more catches in a game ... Courtney Taylor vs. Alabama, 2003 (7), Silas Daniels vs. Alabama, 2003 (7)
Had quarterback throw a pass to himself in a game ... Nick Marshall vs. Mississippi State, 2013 (37 yards)
 Scored a touchdown on offense, defense and special teams... vs. Louisiana-Monroe, 2008 (2 offense [1 pass, 1 rush], 1 defense [fumble return], 1 special team [punt return])
 Scored on the first offensive play ... vs. Alabama, 2003 (Carnell Williams, 80 yard run)
 Returned a punt for a TD... vs. Louisiana-Monroe, 2008 (Robert Dunn) [66 yards]
Returned a kickoff for a TD... vs. Washington St., 2013 (Tre Mason) [100 yards]
 Returned opening kickoff for a TD... vs. Tennessee-Martin, 2008 (Tristan Davis) [95 yards]
 Returned three Interceptions for TDs... vs. LSU, 1994 (Ken Alvis, Fred Smith, Brian Robinson)

Returned two Interceptions for TDs ... vs. LSU, 1994 (Ken Alvis, Fred Smith, Brian Robinson)
Returned an Interception for a TD ... vs. #24 Ole Miss, 2013 (Robenson Therzie) [78]
 Returned two fumbles for TDs ... vs. Vanderbilt, 2002 (Spencer Johnson, Karlos Dansby)
 Returned a fumble for a TD ... vs. New Mexico State, 2012 (Daren Bates) [62]
 Blocked a punt ... vs. Virginia [Chick-fil-A] 2011 (Garrett Harper, Angelo Blackson)
 Blocked two punts ... vs. Virginia [Chick-fil-A] 2011 (Garrett Harper, Angelo Blackson)
 Blocked three punts ... vs. Louisiana-Monroe, 2003 (3 - Justin Fetsko [2], Donnay Young)
 Returned a blocked punt for a TD ... vs. Florida, 2006 (Tre Smith)
 Blocked a field goal ... vs. Louisiana-Monroe, 2012 (Angelo Blackson, Corey Lemonier)
 Returned a blocked field goal for a TD ... vs. Kentucky, 2009 (Neiko Thorpe) [69]
 Blocked two field goals in a game ... vs. ULM, 2012 (Angelo Blackson, Corey Lemonier)
 Blocked a PAT attempt ... at South Carolina, 2010 (Corey Lemonier)
 Blocked two PAT attempt ... vs. LSU, 1998 (Charles Dorsey, 2)
 Missed a kicking PAT ... vs. Tennessee-Chattanooga, 2010 (Wes Byrum)
 Had a punt blocked ... at Mississippi State, 2009 (Clinton Durst)
 Had a field goal blocked ... at Mississippi State, 2010 (Wes Byrum)
 Had a successful on-side kick ... at Ole Miss, 2012 (Cody Parkey)
 Was held scoreless ... at Alabama, 2012 (0-49)
 Was held scoreless at Jordan-Hare Stadium ... vs. Georgia, 2012 (0-38)
 Held an opponent scoreless ... vs. Louisiana-Monroe, 2008 (34-0)
 Held an opponent scoreless at Jordan-Hare Stadium ... vs. Louisiana-Monroe, 2008 (34-0)
 Held an opponent to five or less first downs ... vs. Ball State, 2001 (5)
 Held an opponent to 10 or less first downs ... vs. Tennessee, 2008 (9)
 Intercepted five or more passes ... vs. Northwestern [Outback], 2009 (5)
 Intercepted four or more passes ... vs. Northwestern [Outback], 2009 (5)
Intercepted three or more passes ... vs. Washington State, 2013 (3)
 Held an opponent to 300 or less yards total offense ... vs. Alabama A&M, 2012 (208)
 Held an opponent to 200 or less yards total offense ... vs. Florida, 2011 (194)
 Held an opponent to 150 or less yards total offense ... at Mississippi State, 2008 (116)
 Held an opponent to 100 or less yards total offense ... vs. Ball State, 2001 (92)
 Held an opponent to 100 or less yards rushing ... vs. Alabama A&M, 2012 (22)
 Held an opponent to 50 or less yards rushing ... vs. Alabama A&M, 2012 (22)
 Held an opponent to negative yards rushing ... vs. Florida, 2001 (-36)
 Held an opponent to 100 or less yards passing ... vs. Kentucky, 2009 (75)
 Held an opponent without a touchdown ... vs. Florida, 2011
 Scored a safety... vs. Alabama A&M, 2012 (Team)
 Scored on a fake field goal... vs. Vanderbilt, 2000 (Duval pass to Diamond)
Scored an offensive two-point conversion ... vs. Mississippi State, 2013 (Brandon Fulse pass from Ryan White)
 Scored two or more offensive two-point conversions ... vs. Florida, 2002 [2]
 Scored a defensive two-point conversion ... vs. Ole Miss, 2009 (Demond Washington)
 Had 10 or more penalties ... vs. Alabama A&M, 2012 (11)
Had 1 or fewer penalty ... vs. Mississippi State, 2013 (1)
 Had 100 or more penalty yards... at Arkansas, 2011 (105)
Had 5 or fewer penalty yards ... vs. Mississippi State, 2013 (5)
 Had 35 minutes time of possession... at South Carolina, 2011 (35:47)
 Was involved in a game that ended in a tie... vs. Georgia, 1994 (23-23)
 Was involved in an overtime game... vs. Louisiana-Monroe, 2012 (31-28 win)
 Won a game without scoring an offensive touchdown ... at Mississippi State, 2008 (3-2)
Won a game without a rushing touchdown ... vs. Mississippi State, 2013



LAST TIME...

An Auburn Player

Rushed 40 times in a game ... Michael Dyer at South Carolina, 2011 (41)
Rushed 35 times in a game ... Michael Dyer at South Carolina, 2011 (41)
Rushed 30 times in a game ... Michael Dyer vs. Samford, 2011 (30)
Rushed for 200 yards in a game ... Cam Newton vs. LSU, 2010 (217)
Rushed for 150 yards in a game ... Tre Mason Alabama A&M, 2012 (181)
Rushed for 100 yards in a game ... Nick Marshall vs. #24 Ole Miss, 2013 (140)
Quarterback rushed for 100 yards in a game ... Nick Marshall vs. #24 Ole Miss, 2013 (140)
Rushed for 100 yards in five consecutive games ... Kenny Irons vs. Alabama (103), at Georgia (179), at Kentucky (103), vs. Ole Miss (101), at LSU (218), 2005
Rushed for 100 yards in four consecutive games ... Kenny Irons vs. Alabama (103), at Georgia (179), at Kentucky (103), vs. Ole Miss (101), 2005
Rushed for 100 yards in three consecutive games ... Cam Newton at Kentucky (198), vs. Arkansas (188), vs. LSU (217), 2010
Rushed for 100 yards in consecutive games ... Michael Dyer at South Carolina (141), at Arkansas (112), 2011
Rushed for 150 yards in three consecutive games ... Cam Newton at Kentucky (198), vs. Arkansas (188), vs. LSU (217), 2010
Rushed for 150 yards in consecutive games ... Michael Dyer vs. Mississippi State (150), at Clemson (151), 2011
Rushed for 4 or more TDs in a game ... Cam Newton at Kentucky, 2010 (4)
Rushed for 3 or more TDs in a game ... Onterio McCalebb vs. Georgia, 2010 (3)
Rushed for 2 or more TDs in a game ... Nick Marshall vs. #24 Ole Miss, 2013 (2)
2 Players Rushed for 2 or more TDs in a game ... Onterio McCalebb and Tre Mason vs. Alabama A&M, 2012 (2)
QB Rushed for 2 or more TDs in a game ... Nick Marshall vs. #24 Ole Miss, 2013 (2)
Rushed for 2 or more TDs in four consecutive games ... Carnell Williams vs. Western Carolina (2), vs. Vanderbilt (2), at Mississippi State (2), vs. Syracuse (2), 2002
Rushed for 2 or more TDs in three consecutive games ... Michael Dyer vs. Utah State (2), vs. Mississippi State (2), at Clemson (2), 2011
Rushed for a TD in five consecutive games ... Onterio McCalebb vs. Arkansas (1); vs. LSU (1); at Ole Miss (1); vs. Chattanooga (1); vs. Georgia (3), 2010
Passed for 400 yards in a game ... Ben Leard at Georgia, 1999 (416)
Passed for 300 yards in a game ... Nick Marshall vs. Mississippi State, 2013 (339)
Attempted 50 passes in a game ... Dameyune Craig vs. Mississippi State, 1997 (54)
Attempted 40 passes in a game ... Kodi Burns at Ole Miss, 2008 (43)
Threw five TDs in a game ... Chris Todd vs. Ball State, 2009 (5)
Threw four TDs in a game ... Clint Moseley vs. Ole Miss, 2011 (4)
Threw three TDs in a game ... Clint Moseley vs. Ole Miss, 2011 (4)
Threw four TDs or more in consecutive games ... Chris Todd vs. West Virginia (4), vs. Ball State (5), 2009
Threw two TDs or more in five consecutive games ... Cam Newton at Ole Miss (2), vs. Chattanooga (4), vs. Georgia (2), at Alabama (3), vs. South Carolina (4), 2010
Had 400 yards total offense in a game ... Cam Newton South Carolina [SECCG], 2010 (408)
Had 300 yards total offense in a game ... Nick Marshall vs. Mississippi State, 2013 (361)
Accounted for four or more TDs in a game... Clint Moseley vs. Ole Miss, 2011 (4)
Accounted for three or more TDs in a game... Clint Moseley vs. Ole Miss, 2011 (4)
Accounted for three or more TDs in four consecutive game... Cam Newton vs. Chattanooga (5), vs. Georgia (4), at Alabama (4), vs. South Carolina (6), 2010
Caught 15 passes in a game... Willie Gosha vs. Arkansas, 1995 (17)
Caught 10 or more passes in a game... Darvin Adams vs. Northwestern [Outback], 2009 (12)
Caught seven or more passes in a game... Emory Blake vs. Arkansas, 2012 (10)
Had 200 or more yards receiving in a game... Darvin Adams vs. South Carolina [SECCG], 2010 (217)
Had 150 or more yards receiving in a game... Darvin Adams vs. South Carolina [SECCG], 2010 (217)
Had 100 or more yards receiving in a game... Sammie Coates at #6 LSU, 2013 (139)
Had 100 yards receiving in consecutive games... Emory Blake vs. Virginia [Chick-fil-A], 2011 (108), vs. Clemson, 2012 (109)
Caught four or more TD passes in a game... Alexander Wright vs. Pacific, 1989 (4)
Caught three or more TD passes in a game... Darvin Adams vs. Furman, 2009 (3)
Caught two or more TD passes in a game... Philip Lutzenkirchen vs. Ole Miss, 2011 (2)
Caught a TD pass in consecutive games... Philip Lutzenkirchen at Georgia, vs. Samford, 2011
Caught a TD pass in three consecutive games... Philip Lutzenkirchen vs. Ole Miss, at Georgia, vs. Samford, 2011
Caught a TD pass in four consecutive games ... Emory Blake vs. Florida Atlantic, vs. Utah State, vs. Mississippi State, at Clemson, 2011
Caught a TD pass in five consecutive games ... Emory Blake vs. Oregon [BCSNCG], vs.

Utah State, vs. Mississippi State, at Clemson, vs. Florida Atlantic, 2010/11
Caught a TD pass in six consecutive games ... Emory Blake vs. South Carolina [SECCG], vs. Oregon [BCSNCG], vs. Utah State, vs. Mississippi State, at Clemson, vs. Florida Atlantic, 2010/11
Caught a TD pass in seven consecutive games ... Emory Blake at Alabama; vs. South Carolina [SECCG], vs. Oregon [BCSNCG], vs. Utah State, vs. Mississippi State, at Clemson, vs. Florida Atlantic, 2010/11
Caught a TD pass on his first career catch ... Marcus Davis vs. Arkansas State, 2013 (18)
Quarterback caught a TD pass ... Kiehl Frazier from Quan Bray vs. Louisiana-Monroe, 2012
Quarterback threw a pass to himself ... Nick Marshall vs. Mississippi State, 2013 (37 yards)
Running back caught two or more TD passes in a game... Mario Fannin vs. Arkansas St., 2010 (2)
Running back caught a TD pass in consecutive games ... Mario Fannin vs. West Virginia, Ball State, 2009
Tight end caught two or more TD passes in a game... P. Lutzenkirchen vs. Ole Miss, 2011 (2)
Tight end caught a TD pass in consecutive games ... Philip Lutzenkirchen at Georgia, vs. Samford, 2011
Tight end caught a TD pass in three consecutive games ... Philip Lutzenkirchen vs. Ole Miss, at Georgia, vs. Samford, 2011
Scored 15 or more points kicking... Wes Byrum at Ole Miss, 2010 (15)
Scored 10 or more points kicking... Cody Parkey vs. Mississippi State, 2013 (10)
Kicked five or more field goals in a game... Jaret Holmes vs. UAB, 1996 (5)
Kicked four or more field goals in a game... Cody Parkey vs. Clemson, 2012 (4)
Had 150 kickoff return yards in a game... Tre Mason vs. Utah State, 2011 (176)
Had 100 punt return yards in a game... Robert Dunn vs. Southern Miss, 2008 (103)
Scored four or more TDs... Cam Newton at Kentucky, 2010 (4 rush)
Scored three or more TDs... Cam Newton vs. Arkansas, 2010 (3 rush)
Scored a rushing and receiving TD in a game... Onterio McCalebb vs. Virginia [Chick-fil-A], 2012
Had an 80-yard run... Tre Mason vs. Alabama A&M, 2012 (86)
Had a 70-yard run... Corey Grant vs. Washington State, 2013 (75)
Had a 60-yard run... Corey Grant vs. Washington State, 2013 (75)
Completed an 80-yard pass... Cam Newton to Terrell Zachery vs. Tennessee-Chattanooga, 2010 (80)
Completed a 70-yard pass... Nick Marshall to Quan Bray vs. Mississippi State, 2013 (76)
Completed a 60-yard pass... Nick Marshall to Sammie Coates vs. Arkansas State, 2013 (68)
Kicked a field goal of 50 or more yards... Wes Byrum vs. Southern Miss, 2008 (52)
Kicked a field goal of 50 or more yards in consecutive games... John Vaughn, 2006; at Mississippi State (55), vs. Washington State (52)
Kicked two field goals of 50+ yards in a game... Win Lyle vs. Tennessee, 1987 (55, 52)
Had a 70-yard punt... Kody Bliss vs. Tulane, 2006 (71)
Had a 60-yard punt... Ryan Shoemaker vs. New Mexico State, 2007 (67)
Had two punts of 50+ yards in a game... Steven Clark at Ole Miss, 2012 (53, 52)
Had four or more punts inside the 20 in a game... Steven Clark at Arkansas, 2011 (6)
Blocked a field goal in a game... Blackson and Lemonier vs. Louisiana-Monroe, 2012
Blocked two field goals in a game... Alton Moore at Georgia, 2001
Blocked a PAT attempt ... Corey Lemonier at South Carolina, 2011
Blocked two PAT attempts ... Charles Dorsey vs. LSU, 1998 (2)
Blocked a punt in a game... Garrett Harper/Angelo Blackson vs. Virginia [Chick-fil-A], 2011
Blocked two punts in a game... Justin Fetsko vs. Louisiana-Monroe, 2003 (2)
Had 15 or more tackles in a game... Daren Bates at Ole Miss, 2012 (16)
Intercepted three or more passes in a game... Junior Rosegreen at Tennessee, 2004 (4)
Intercepted two or more passes in a game... Robenson Therezie vs. Washington State, 2013 (2)
Intercepted a pass in consecutive games... Jerraud Powers, 2007; at Georgia; vs. Alabama, 2007
Intercepted a pass in three consecutive games... Jerraud Powers, 2007; vs. Tennessee Tech, at Georgia; vs. Alabama
Recovered two fumbles in a game... Eltoro Freeman at Georgia, 2011 (2)
Forced two fumbles in a game... Corey Lemonier at Georgia, 2011 (2)
Forced and recovered a fumble... Cassanova McKinzy at Vanderbilt, 2012
Intercepted a pass and had a fumble recovery in a game ... Nick Fairley at Mississippi State, 2010

SEC Champions:

1957, 1983, 1987, 1988, 1989, 2004, 2010

SEC West Champions:

1997, 2000, 2001, 2002, 2004, 2005, 2010

2013 AUBURN FOOTBALL GAME NOTES**LAST TIME...****An Auburn Opponent**

Scored 50 or more points ... Texas A&M, 2012 (63)
 Scored 40 or more points ... Alabama, 2012 (49)
 Had 350 or more yards rushing ... Texas A&M, 2012 (352)
 Had 300 or more yards rushing ... Texas A&M, 2012 (352)
 Had 250 or more yards rushing ... Alabama, 2012 (267)
 Had 50 or more rushing attempts ... Clemson, 2012 (52)
 Had five or more rushing TDs ... Texas A&M, 2012 (6)
 Had 500 yards passing ... Northwestern [Outback], 2009 (532)
 Had 400 yards passing ... Arkansas, 2010 (428)
 Had 350 yards passing ... Clemson, 2011 (386)
Had 300 yards passing ... #24 Ole Miss, 2013 (340)
Had 60 or more pass attempts ... Washington State, 2013 (65)
Had 50 or more pass attempts ... #24 Ole Miss, 2013 (50)
Had 40 or more pass attempts ... #24 Ole Miss, 2013 (50)
Had 30 or more pass completions ... Washington State, 2013 (35)
Had 25 or more pass completions ... #24 Ole Miss, 2013 (26)
 Had four or more TDs passing ... Alabama, 2012 (4)
 Had three or more TDs passing ... Alabama, 2012 (4)
 Had five passes intercepted ... Northwestern [Outback], 2009 (5)
 Had four passes intercepted ... Northwestern [Outback], 2009 (5)
 Had 600 yards total offense ... Texas A&M, 2012 (671)
 Had 500 yards total offense ... Texas A&M, 2012 (671)
Had 400 yards total offense ... #24 Ole Miss, 2013 (464)
 Had five or more fumbles ... South Carolina, 2005 (5)
 Lost four or more fumbles ... Mississippi State, 2002 (4)
 Had four or more turnovers ... Louisiana-Monroe, 2010 (3 fum/1 int)
 Returned a punt for a TD ... LSU, 2005 (Skyler Green, 66)
 Returned a kickoff for a TD ... Chattanooga, 2010 (Brian Sutherland, 98)
 Returned an interception for a TD ... Texas A&M, 2011 (DeMarcus Milliner, 35)
 Returned a fumble for a TD ... Ole Miss, 2012 (C.M. Johnson, 2)
 Returned a blocked punt for a TD ... Mississippi State, 2009 (Robert Elliott, 10)
 Blocked an Auburn punt ... Mississippi State, 2009
 Blocked an Auburn field goal ... Mississippi State, 2010 (Fletcher Cox)
 Had a successful on-side kick ... Ole Miss, 2010 (Andrew Ritter/Fon Ingram)
 Held Auburn to 300 yards total offense ... Alabama, 2012 (163)
 Held Auburn to 200 yards total offense ... Alabama, 2012 (163)
 Held Auburn to 150 yards total offense ... Alabama, 2011 (140)
 Held Auburn below 100 yards rushing ... Alabama, 2013 (92)
 Held Auburn below 50 yards rushing ... Arkansas, 2012 (40)
 Held Auburn to negative yards rushing ... Tennessee, 1997 (-15)
Held Auburn below 100 yards passing ... #24 Ole Miss, 2013 (93)
 Held Auburn to 10 or fewer first downs ... Alabama, 2012 (7)
 Had 10 or more penalties ... Mississippi State, 2011 (10)
 Had 100 or more yards in penalties ... Arkansas, 2007 (100)
 Had two 100-yard rushers in a game ... Georgia, 2012 (Todd Gurley, 116; Keith Marshall, 105)
 Had two 100-yard receivers in a game ... Northwestern [Outback], 2009 (Andrew Brewer, 133; Drake Dunsmore, 120)
Had a 100-yard rusher and a 100-yard receiver ... at #6 LSU, 2013 (Jeremy Hill, 184 rush; Jarvis Landry, 118 rec.)
 Had a 100-yard rusher and two 100-yard receivers ... Tulane, 2006 (Matt Forte, 117 rush; Preston Brown, 139 rec.; Damarcus Davis, 126 rec.)
Did Not Have a Turnover ... Mississippi State, 2013
 Scored a safety ... LSU, 2012
 Scored a two-point conversion ... Florida Atlantic, 2011 (Graham Wilbert to Nexon Dorvilus)
 Had 35 minutes time of possession ... Georgia, 2011 (40:55)

An Opposing Player

Rushed for 200 yards in a game ... Andre Ellington, Clemson, 2012 (228)
Rushed for 150 yards in a game ... Jeremy Hill, at #6 LSU, 2013 (184)
Rushed for 100 yards in a game ... Jeremy Hill, at #6 LSU, 2013 (184)
 Passed for 400 yards in a game ... Mike Kafka, Northwestern [Outback], 2009 (532)
 Passed for 350 yards in a game ... Tajh Boyd, Clemson, 2011 (386)
Passed for 300 yards in a game ... Bo Wallace, #24 Ole Miss, 2013 (336)
 Attempted 70 passes in a game ... Mike Kafka, Northwestern [Outback], 2009 (78)
Attempted 60 passes in a game ... Connor Halliday, Washington State, 2013 (65)
Attempted 50 passes in a game ... Connor Halliday, Washington State, 2013 (65)
Attempted 40 passes in a game ... Bo Wallace, #24 Ole Miss, 2013 (48)
 Completed 40 passes in a game ... Mike Kafka, Northwestern [Outback], 2009 (47)
Completed 25 passes in a game ... Bo Wallace, #24 Ole Miss, 2013 (25)
 Threw three or more TD passes in a game ... A.J. McCarron, Alabama, 2012 (4)
 Had 400 yards total offense ... Tajh Boyd, Clemson, 2011 (416)
Had 350 yards total offense ... Connor Halliday, Washington State, 2013 (358)
 Accounted for 5 or more TDs ... Johnny Manziel, Texas A&M, 2012 (5)
 Threw, Ran and Caught a TD in a game ... Bo Wallace, Ole Miss, 2012 (2 rush, 1 pass, 1 rec.)
 Caught 10 or more passes ... DeAndre Hopkins, Clemson, 2012 (13)
Caught seven or more passes ... Jarvis Landry, at #6 LSU, 2013 (7)
 Three or more players caught seven or more passes ... Sammy Watkins (10), DeAndre Hopkins (7), Dwayne Allen (7), Clemson, 2011
Had 100 yards receiving ... Donte Moncrief, #24 Ole Miss, 2013 (122)
 Had 200 yards receiving ... Charles Lee, Central Florida, 1999 (203)
 Caught three or more TD passes ... Chris Collins, Ole Miss, 2002 (3)
Caught two or more TD passes ... Donte Moncrief, #24 Ole Miss, 2013 (2)
Scored three TDs ... Jeremy Hill, at #6 LSU, 2013 (3)
 Had a 90-yard run ... Joe Adams, Arkansas, 2011 (92 [TD])
 Had an 80-yard run ... Jeff Scott, Ole Miss, 2010 (83) [TD]
 Had a 70-yard run ... Jeff Scott, Ole Miss, 2010 (83) [TD]
 Had a 60-yard run ... Keith Marshall, Georgia, 2012 (62)
 Completed an 80-yard pass ... Darren Thomas to Jeff Maehl, Oregon [BCSNCG], 2010 (81)
 Completed a 70-yard pass ... Darren Thomas to Jeff Maehl, Oregon [BCSNCG], 2010 (81)
Completed a 60-yard pass ... Dak Prescott to Robert Johnson, Miss. State, 2013 (61)
Completed a 50-yard pass ... Dak Prescott to Robert Johnson, Miss. State, 2013 (61)
 Kicked a 50-yard field goal ... Steve Lindsey, Ole Miss, 1997 (52)
 Had a 70-yard punt ... Blake McAdams, Mississippi State, 2007 (73)
 Had a 60-yard punt ... Brad Wing, LSU, 2012 (60)
 Made four or more FGs ... Chandler Catanzaro, Clemson, 2012 (4)
Made three or more FGs ... Andrew Ritter, #24 Ole Miss, 2013 (3)

Both Teams

Had a player return a interception for a touchdown ... Mississippi State, 2011 [AU Demetruc McNeal 43 yds; MSU Johnathan Banks 27 yds]
 Combined for 1,000 yards of total offense ... Auburn (435) at Clemson (624), 2011 (1,059)
Had both a 100-yard rusher and a 100-yard receiver ... at #6 LSU, 2013 [AU Tre Mason 132 rushing yds & Sammie Coates 139 receiving yds; LSU Jeremy Hill 184 rushing yds & Jarvis Landry 118 receiving yds]

Items in **BOLD** set during 2013 season



CAREER STATS UPDATE

Field Goal Percentage (Min. 10 made)

Player	Seasons	FGM	FGA	Pct
1. Scott Etheridge	1992-93	34	43	.791
2. Matt Hawkins	1994-95	26	33	.788
3. Win Lyle	1987-89	45	59	.763
4. Cody Parkey	2010-present	32	42	.762
5. Wes Byrum	2007-10	60	80	.750
6. Jaret Holmes	1996-97	27	37	.730
7. John Vaughn	2003-06	50	69	.725
8. Ed Dyas	1958-60	17	24	.708
9. Gardner Jett	1970-72	23	34	.676
Jim Von Wyl	1990-91	32	48	.667
Robert McGinty	1984	12	18	.667

Field Goals Made

Player	Seasons	Pct	FGA	FGM
1. Wes Byrum	2007-10	.750	80	60
2. John Vaughn	2003-06	.725	69	50
3. Damon Duval	1999-02	.608	74	45
Win Lyle	1987-89	.763	59	45
5. Al Del Greco	1980-83	.609	69	42
6. Jorge Portela	1977-79	.613	62	38
7. Scott Etheridge	1992-93	.791	43	34
8. Cody Parkey	2010-present	.762	42	32
Jim Von Wyl	1990-91	.667	48	32
10. John Riley	1967-69	.492	63	31
11. Jaret Holmes	1996-97	.730	37	27

Most Points Kicking

Player	Seasons	FG	PAT	Pts
1. Wes Byrum	2007-10	60	183	363
2. John Vaughn	2003-06	50	162	312
3. Damon Duval	1999-02	45	125	260
4. Al Del Greco	1980-83	42	110	236
5. Win Lyle	1987-89	45	95	230
6. Jorge Portela	1977-79	38	74	188
7. Cody Parkey	2010-present	32	84	180
8. John Riley	1967-69	31	80	173
9. Scott Etheridge	1992-93	34	65	167
Gardner Jett	1970-72	23	98	167
11. Jaret Holmes	1996-97	27	79	160
Matt Hawkins	1994-95	26	82	160

PATs Made

Player	Seasons	Pct	Att	Made
1. Wes Byrum	2007-10	.984	186	183
2. John Vaughn	2003-06	.994	163	162
3. Damon Duval	1999-02	1.000	125	125
4. Al Del Greco	1980-83	.991	111	110
5. Gardner Jett	1970-72	.942	104	98
6. Win Lyle	1987-89	.990	96	95
8. Cody Parkey	2010-present	.988	85	84
8. Matt Hawkins	1994-95	.932	88	82
9. John Riley	1967-69	.860	93	80
10. Jaret Holmes	1996-97	.963	82	79
11. Jorge Portela	1977-79	.949	78	74

PATs Attempted

Player	Seasons	Made	Pct	Att
1. Wes Byrum	2007-10	183	.984	186
2. John Vaughn	2003-06	162	.994	163
3. Damon Duval	1999-02	125	1.000	125
4. Al Del Greco	1980-83	110	.991	111
5. Gardner Jett	1970-72	98	.942	104
6. Win Lyle	1987-89	95	.990	96
7. John Riley	1967-69	80	.860	93
8. Matt Hawkins	1994-95	82	.932	88
9. Cody Parkey	2010-present	84	.988	85
Jaret Holmes	1996-97	79	.963	82
11. Jorge Portela	1977-79	74	.949	78

PAT Percentage (Min. 30 made)

Player	Seasons	Made	Att	Pct
1. Damon Duval	1999-02	125	125	1.000
Scott Etheridge	1992-93	65	65	1.000
3. John Vaughn	2003-06	162	163	.994
4. Al Del Greco	1980-83	110	111	.991
5. Win Lyle	1987-89	95	96	.990
6. Cody Parkey	2010-present	84	85	.988
7. Wes Byrum	2007-10	183	186	.984
Chris Knapp	1985-86	62	63	.984
9. Neil O'Donoghue	1975-76	32	33	.970
10. Robert McGinty	1984	31	32	.969

Punts

Player	Seasons	Yards	Avg	No
1. Lewis Colbert	1982-85	10179	41.7	244
2. Damon Duval	1999-02	9842	43.4	227
3. Kody Bliss	2003-06	8861	43.9	202
4. Steven Clark	2010-present	6925	40.3	172
Skip Johnston	1977-79	7220	42.0	172
6. Tommy Lunceford	1965-67	7017	41.0	171
7. Terry Daniel	1992-94	7522	44.5	169
8. Jon Kilgore	1962-64	6631	40.1	163
9. David Beverly	1970-72	6290	39.8	158
10. Brian Shulman	1986-88	6580	41.9	157
11. Clyde Baumgartner	1974-76	6086	39.8	153

Punting Yards

Player	Seasons	No	Avg	Yards
1. Lewis Colbert	1982-85	244	41.7	10179
2. Damon Duval	1999-02	227	43.4	9842
3. Kody Bliss	2003-06	202	43.9	8861
4. Terry Daniel	1992-94	169	44.5	7522
5. Skip Johnston	1977-79	172	42.0	7220
6. Tommy Lunceford	1965-67	171	41.0	7017
7. Steven Clark	2010-present	172	40.3	6925
8. Jon Kilgore	1962-64	163	40.1	6631
9. Brian Shulman	1986-88	157	41.9	6580
10. David Beverly	1970-72	158	39.8	6290
11. Clyde Baumgartner	1974-76	153	39.8	6086



CAREER STATS UPDATE

Punting Average (Min. 50 punts)

Player	Seasons	No	Yards	Avg
1. Terry Daniel	1992-94	169	7522	44.51
2. Kody Bliss	2003-06	202	8861	43.87
3. Damon Duval	1999-02	227	9842	43.36
4. Jaret Holmes	1996-97	110	4676	42.51
5. Skip Johnston	1977-79	172	7220	41.98
6. Brian Shulman	1986-88	157	6580	41.91
7. Lewis Colbert	1982-85	244	10179	41.72
8. Clinton Durst	2008-09	134	5559	41.49
9. Tommy Lunceford	1965-67	171	7017	41.04
10. Alan Bollinger	1980-81	121	4937	40.80
Steven Clark	2010-present	172	6925	40.26

Rushing Yardage

Player	Seasons	Att	Avg	Yards
1. Bo Jackson	1982-85	650	6.62	4303
2. Carnell Williams	2001-04	741	5.17	3831
3. James Brooks	1977-80	621	5.67	3523
4. Joe Cribbs	1976-79	657	5.13	3368
5. Ben Tate	2006-09	678	4.90	3321
6. Stephen Davis	1993-95	488	5.76	2811
7. Brent Fullwood	1983-86	390	7.15	2789
8. Ronnie Brown	2000-04	513	5.28	2707
9. Onterio McCalebb	2009-12	406	6.37	2586
10. Stacy Danley	1987-90	526	4.61	2427
11. Michael Dyer	2010-11	424	5.51	2335
12. James Joseph	1986-90	452	5.17	2264
13. Kenny Irons	2005-06	454	4.81	2186
14. James Bostic	1991-93	396	5.26	2084
15. Lionel James	1980-83	348	6.14	2068
16. Secdrick McIntyre	1973-76	462	4.31	1992
17. Fob James	1952-55	317	6.03	1913
18. Phil Gargis	1973-76	456	4.13	1884
19. Tommie Agee	1983-86	356	4.87	1735
20. Jimmy Sidle	1962-64	326	5.22	1703
21. Brad Lester	2004-08	371	4.55	1689
22. Joe Childress	1953-55	321	5.19	1667
23. Curtis Kuykendall	1944-45	217	7.46	1619
24. Tre Mason	2011-present	285	5.54	1578
25. Rudi Johnson	2000	324	4.84	1567
26. Terry Henley	1970-72	343	4.47	1534
27. Tommy Lorino	1956-58	227	6.55	1486
28. Cam Newton	2010	264	5.58	1473
29. Monk Gafford	1940-42	221	6.40	1414
30. Mario Fannin	2007-10	233	5.86	1366
31. Mitzi Jackson	1973-75	243	5.65	1373
32. William Andrews	1976-78	267	5.04	1347
33. Ed Dyas	1958-60	261	4.97	1298
34. Fred Beasley	1994-97	282	4.40	1241
35. Tom Bryan	1964-66	265	4.32	1144

Kickoff Returns

Player	Seasons	Avg	Yards	Ret
1. Thomas Bailey	1991-94	20.5	1520	74
2. James Brooks	1977-80	25.4	1726	68
3. Demond Washington	2009-10	26.0	1614	62
4. Tristan Davis	2005-08	26.5	1455	55
5. Onterio McCalebb	2009-12	25.7	1360	53
6. Robert Baker	1995-96	21.3	979	46
7. Markeith Cooper	1996-99	23.9	1077	45
8. Mario Fannin	2006-10	21.5	944	44
Roderick Hood	2000-02	19.9	874	44
10. Tim Carter	1998-01	23.9	956	40
Tre Mason	2011-present	27.3	955	35

Kickoff Return Yardage

Player	Seasons	Ret	Avg	Yards
1. James Brooks	1977-80	68	25.4	1726
2. Demond Washington	2009-10	62	26.0	1614
3. Thomas Bailey	1991-94	74	20.5	1520
4. Tristan Davis	2005-08	55	26.5	1455
5. Onterio McCalebb	2009-12	53	25.7	1360
6. Markeith Cooper	1996-99	45	23.9	1077
7. Robert Baker	1995-96	46	21.3	979
8. Tim Carter	1998-01	40	23.9	956
9. Tre Mason	2011-present	35	27.3	955
10. Mario Fannin	2006-10	44	21.5	944
11. Roderick Hood	2000-02	44	19.9	874

Kickoff Return Average (Min. 20 returns)

Player	Seasons	Ret	Yards	Avg
1. Tre Mason	2011-present	35	955	27.29
2. Tristan Davis	2005-08	55	1455	26.45
3. Demond Washington	2009-10	62	1614	26.03
4. Rick Neel	1973-75	26	673	25.88
5. Onterio McCalebb	2009-12	53	1360	25.66
6. James Brooks	1977-80	68	1726	25.38
7. Markeith Cooper	1996-99	45	1077	23.93
8. Tim Carter	1998-01	40	956	23.90
9. Joe Cribbs	1976-79	22	507	23.05
10. Devin Aromashodu	2002-05	38	860	22.63



PAT DYE FIELD AT JORDAN-HARE STADIUM

Jordan-Hare Facts

Dedicated: 1939 (7,500)

Stadium Names

- 1939: Auburn Stadium
- 1949: Cliff Hare Stadium
- 1973: Jordan-Hare Stadium

Capacity:

- 1949: 21,500
- 1955: 34,500
- 1960: 44,500
- 1970: 61,261
- 1980: 72,169
- 1987: 85,214
- 2000: 85,612
- 2001: 86,063
- 2004: 87,451



Jordan-Hare Stadium is Auburn's showcase football stadium, which seats 87,451 with 70 luxury suites located between the lower level and upper deck on the East side.

The stadium was dedicated Nov. 30, 1939, with 7,500 seats. Ten years later, 14,000 more seats were added, and the stadium was named Cliff Hare Stadium (after a member of Auburn's first football team and eventual professor and dean of the School of Chemistry), although only 12 home games were played there over that 10-year span. Additional seats were added in 1955, 1960 and 1970. The West upper deck was completed in 1980; the East upper deck and suites were finished for the 1987 season. The most recent addition to the stadium was the construction of a 30-foot by 74-foot Daktronics LED board in 2007, coming at a cost of \$2.9 million. Auburn was the first school in the SEC to install a high-definition video board display.

The facility was renamed Jordan-Hare Stadium in 1973, recognizing Hall of Fame coach Ralph "Shug"

Jordan. The turf at Jordan-Hare Stadium was officially named after Pat Dye, Auburn's Hall of Fame coach and athletics director, prior to the 2005 Iron Bowl. The Tigers posted a 99-39-4 record in 12 seasons under Dye from 1981-92, and won four SEC championships. Auburn's home games are now played at Pat Dye Field at Jordan-Hare Stadium.

On game days, Auburn's Pat Dye Field at Jordan-Hare Stadium becomes the sixth-largest city in the state of Alabama as Auburn has averaged at least 80,000 fans per game for the last 20 seasons. Since Jordan-Hare Stadium expanded to its current capacity prior to the 2004 season, the Tigers have tallied 28 sell-out games.

Pat Dye Field at Jordan-Hare Stadium is the nation's 10th-largest on-campus stadium with a capacity of 87,451. It is the sixth-largest in the SEC.

The Tigers have won 78.3 percent of their games in Jordan-Hare Stadium since its inception in 1939 and hold an overall record of 292-74-7 there.

Attendance Average

1993	81,062
1994	81,287
1995	81,181
1996	82,468
1997	83,545
1998	81,105
1999	80,905
2000	82,435
2001	85,448
2002	82,943
2003	85,203
2004	83,085
2005	84,161
2006	85,063
2007	84,689
2008	86,915
2009	84,614
2010	86,087
2011	85,792
2012	82,646
2013	85,166

Largest On-Campus Stadiums

- Michigan Stadium (Michigan) 109,901
- Beaver Stadium (Penn State) 106,572
- Neyland Stadium (Tennessee) 102,455
- Ohio Stadium (Ohio State) 102,329
- Bryant-Denny Stadium (Alabama) 101,821
- Darrell K. Royal-Texas Memorial Stadium (Texas) 100,119
- Sanford Stadium (Georgia) 92,746
- Tiger Stadium (LSU) 92,542
- Memorial (Nebraska) 92,000
- Ben Hill Griffin Stadium (Florida) 88,548
- Jordan-Hare Stadium (Auburn) 87,451**
- Kyle Field (Texas A&M) 82,600
- Memorial (Clemson) 82,301
- Bobby Bowden Field at Doak Campbell Stadium (Florida State) 82,300
- Gaylord Family Oklahoma Memorial Stadium (Oklahoma) 82,112

28

Since Jordan-Hare Stadium expanded to its current capacity prior to the 2004 season, the Tigers have 28 sold-out games

SEC Champions:

1957, 1983, 1987, 1988, 1989, 2004, 2010

SEC West Champions:

1997, 2000, 2001, 2002, 2004, 2005, 2010

2013 AUBURN FOOTBALL GAME NOTES



AUBURN OFFENSIVE CAREER BESTS

44 • CAMERON ARTIS-PAYNE

Rush Attempts.....	19	Arkansas State	9/7/13
Rush Yards.....	102	Arkansas State	9/7/13
Rush TD.....	1	2x (last at LSU)	9/21/13
Rush Long.....	19	Washington State	8/31/13
AP Yards.....	102	Arkansas State	9/7/13

4 • QUAN BRAY

Receptions.....	6	at Mississippi State	9/8/12
Rec. Yards.....	80	Mississippi State	9/14/13
Rec. Long.....	76	Mississippi State	9/14/13
Rec. TD.....	1	Mississippi State	9/14/13
AP Yards.....	124	Mississippi State	9/14/13
Kick Ret.....	2	3x (last at Alabama)	11/24/12
Kick Ret Yds.....	55	Utah State	9/3/11
Kick Ret Long.....	33	2x (last vs. Arkansas State)	9/7/13
Punt Ret.....	3	6x (last vs. Mississippi State)	9/14/13
Punt Ret Yds.....	48	Alabama A&M	11/17/12
Punt Ret Long.....	38	NMSU	11/3/12
Completions.....	1	ULM	9/15/12
Pass Attempts.....	1	ULM	9/15/12
Pass Yards.....	34	ULM	9/15/12
Pass TDs.....	1	ULM	9/15/12

30 • STEVEN CLARK

Punts.....	9	2x (last vs. Florida)	10/15/11
Long Punt.....	58	Mississippi State	9/10/11
Inside 20.....	6	at Arkansas	10/8/11

18 • SAMMIE COATES

Receptions.....	4	at LSU	9/21/13
Rec. Yards.....	139	at LSU	9/21/13
Rec. Long.....	68	Arkansas State	9/7/13
Rec. TD.....	1	3x (last vs. Arkansas State)	9/7/13

10 • MARCUS DAVIS

Receptions.....	6	Mississippi State	9/14/13
Rec. Yards.....	43	Mississippi State	9/14/13
Rec. Long.....	18	Arkansas State	9/7/13
Rec. TD.....	1	Arkansas State	9/7/13

89 • JAYLON DENSON

Receptions.....	1	4x (last vs. Mississippi State)	9/14/13
Rec. Yards.....	17	2x (last vs. Mississippi State)	9/14/13
Rec. Long.....	17	2x (last vs. Mississippi State)	9/14/13

11 • BRANDON FULSE

Receptions.....	2	FAU	9/24/11
Rec. Yards.....	11	FAU	9/24/11

20 • COREY GRANT

Rush Attempts.....	9	Washington State	8/31/13
Rush Yards.....	146	Washington State	8/31/13
Rush TD.....	1	2x (last vs. Arkansas State)	9/7/13
Rush Long.....	75	Washington State	8/31/13
AP Yards.....	146	Washington State	8/31/13

5 • RICARDO LOUIS

Receptions.....	5	at LSU	9/21/13
Rec. Yards.....	34	Mississippi State	9/14/13
Rec. Long.....	21	New Mexico State	11/3/12
Rush Attempts.....	2	Texas A&M	10/27/12
Rush Yards.....	4	Mississippi State	9/14/13
Rush Long.....	14	Ole Miss	10/5/13
Kick Ret.....	2	at Alabama	11/24/12
Kick Ret Yds.....	37	at Alabama	11/24/12
Kick Ret Lg.....	25	at Alabama	11/24/12

21 • TRE MASON

Rush Attempts.....	26	at LSU	9/21/13
Rush Yds.....	181	Alabama A&M	11/17/12
Rush Yds (SEC).....	132	at LSU	9/21/13
Rush Lg.....	86	Alabama A&M	11/17/12
Rush TD.....	2	3x (last at LSU)	9/21/13
Receptions.....	3	2x (last vs. Ole Miss)	10/5/13
Rec. Yards.....	62	Ole Miss	10/5/13
Rec. Long.....	34	2x (last vs. Ole Miss)	10/5/13
AP Yards.....	220	Washington State	8/31/13
Kick Ret.....	6	Mississippi State	9/10/11
Kick Ret Yds.....	176	Utah State	9/3/11
Kick Ret Lg.....	100	Washington State	8/31/13
Kick Ret TD.....	1	2x (last vs. Washington State)	8/31/13

14 • NICK MARSHALL

Completions.....	23	Mississippi State	9/14/13
Pass Attempts.....	34	Mississippi State	9/14/13
Pass Yards.....	339	Mississippi State	9/14/13
Pass Yards (quarter).....	151	Mississippi State (first quarter)	9/14/13
Pass TDs.....	2	2x (last vs. Mississippi State)	9/14/13
Interceptions.....	2	Mississippi State	9/14/13
Pass Long.....	76	Mississippi State	9/14/13
Rush Attempts.....	14	2x (last vs. Ole Miss)	10/5/13
Rush Yards.....	140	Ole Miss	10/5/13
Rush Long.....	28	Ole Miss	10/5/13
Rush TDs.....	2	Ole Miss	10/5/13
Receptions.....	1	Mississippi State	9/14/13
Rec. Yards.....	37	Mississippi State	9/14/13
Rec. Long.....	37	Mississippi State	9/14/13
AP Yards.....	59	Mississippi State	9/14/13

36 • CODY PARKEY

FG Attempts.....	4	2x (last vs. Clemson)	9/1/12
FGs Made.....	4	2x (last vs. Clemson)	9/1/12
Career Long.....	47	2x (last vs. Mississippi State)	9/14/13

35 • JAY PROSCH

Rush Attempts.....	3	at Alabama	11/24/12
Rush Yards.....	9	Georgia	11/10/12
Rush Long.....	5	2x (last vs. Georgia)	11/10/12
Rush TD.....	1	2x (last vs. Alabama A&M)	11/17/12
Receptions.....	3	Arkansas State	9/7/13
Rec. Yards.....	31	Arkansas State	9/7/13
Rec. Long.....	20	Arkansas State	9/7/13

1 • TROVON REED

Receptions.....	5	Florida Atlantic	5/24/11
Rec. Yards.....	40	NMSU	11/3/12
Rec. Long.....	40	NMSU	11/3/12
Rec. TD.....	1	NMSU	11/3/12
Rush Attempts.....	2	at Clemson	9/17/11
Rush Yds.....	12	at Clemson	9/17/11
Rush Lg.....	10	at Clemson	9/17/11
AP Yards.....	62	Arkansas	10/6/12
Punt Ret.....	3	Florida Atlantic	5/24/11
Punt Ret Yds.....	14	Florida Atlantic	5/24/11
Punt Ret Lg.....	9	2x (last vs. Mississippi State)	9/10/11

8 • TONY STEVENS

Receptions.....	2	at LSU	9/21/13
Rec. Yards.....	21	at LSU	9/21/13
Rec. Long.....	12	at LSU	9/21/13

81 • C.J. UZOMAH

Receptions.....	3	2x (last vs. Mississippi State)	9/14/13
Receiving Yards.....	90	Texas A&M	10/27/12
Rec. TDs.....	1	2x (last vs. Mississippi State)	9/14/13
Rec. Long.....	38	Texas A&M	10/27/12
Completions.....	1	at Georgia	11/12/11
Pass Attempts.....	1	3x (last at Georgia)	11/12/11
Pass Yards.....	4	at Georgia	11/12/11
Pass TDs.....	1	at Georgia	11/12/11

12 • JONATHAN WALLACE

Completions.....	15	Georgia	11/10/12
Pass Attempts.....	22	Georgia	11/10/12
Pass Yards.....	181	Georgia	11/10/12
Pass TDs.....	2	Texas A&M	10/27/12
Pass Long.....	51	Alabama A&M	11/17/12
Rush Attempts.....	13	Texas A&M	10/27/12
Rush Yards.....	71	Texas A&M	10/27/12
Rush Long.....	12	Texas A&M	10/27/12



AUBURN DEFENSIVE CAREER BESTS

1 • MONTRAVIUS ADAMS

Tackles..... 3 2x (last at LSU) 9/21/13
TFL.....1.0 Washington State 8/31/13
Sacks.....1.0 Washington State 8/31/13

21 • MACKENRO ALEXANDER

Tackles..... 1 2x (last vs. Ole Miss) 10/5/13
TFL.....1.0 Arkansas State 9/7/13

98 • ANGELO BLACKSON

Tackles 5 New Mexico State 11/3/12
TFL.....2.0 New Mexico State 11/3/12
Sacks.....1.0 New Mexico State 11/3/12
FF 1 2x (last at Vanderbilt) 10/20/12
FR 1 LSU 9/22/12
Blocked Kicks ... 1 3x (last vs. ULM) 9/15/12

50 • BEN BRADLEY

Tackles..... 2 3x (last at LSU) 9/21/13
TFL.....1.0 2x (last vs. Arkansas St.) 9/7/13
Sacks.....1.0 Washington State 8/31/13

92 • KENNETH CARTER

Tackles 5 2x (last at Mississippi St.) 9/8/12
TFL.....1.0 2x (last at Mississippi St.) 9/8/12

95 • ELIJAH DANIEL

Tackles..... 2 at LSU 9/21/13
TFL.....0.5 Arkansas State 9/7/13
Hurries 3 Ole Miss 10/5/13

11 • CHRIS DAVIS

Tackles10 Arkansas State 9/7/13
Deflections 3 Washington St. 8/31/13
TFL.....1.5 Arkansas State 9/7/13
FF 1 Arkansas State 9/7/13
Punt Ret..... 1 2x (last vs. Arkansas St.) 9/7/13
Punt Ret Yds....19 Washington St. 8/31/13
Punt Ret Long..19 Washington St. 8/31/13

28 • T.J. DAVIS

Tackles 2 Arkansas State 9/7/13

52 • JUSTIN DELAINE

Tackles..... 2 2x (last at LSU) 9/21/13
TFL.....1.0 Arkansas State 9/7/13

94 • NOSA EGVAE

Tackles..... 9 Mississippi State 9/10/11
TFL.....2.5 South Carolina (SECCG) 12/4/10
Sacks.....2.0 Georgia 11/13/10

31 • TRENT FISHER

Tackles..... 5 Texas A&M 10/27/12
Interception..... 1 Alabama A&M 11/17/12
Int. for TD 1 Alabama A&M 11/17/12
TD yards.....60 Alabama A&M 11/17/12

95 • DEE FORD

Tackles..... 7 Clemson 9/1/12
TFL.....3.0 Ole Miss 10/5/13
Sacks.....2.0 3x (last vs. Ole Miss) 10/5/13

23 • JOHNATHAN FORD

Tackles..... 1 Arkansas State 9/7/13

17 • KRIS FROST

Tackles 6 at LSU 9/21/13
TFL.....0.5 2x (last at LSU) 9/21/13
FF.....1 at Alabama 11/24/12

26 • JUSTIN GARRETT

Tackles..... 5 Samford 11/19/11
TFL.....1.0 2x (last vs. Mississippi St.) 9/14/13

55 • KEYMIYA HARRELL

Tackles..... 2 New Mexico St. 11/3/12
TFL.....1.0 New Mexico St. 11/3/12
Sacks.....1.0 New Mexico St. 11/3/12

5 • JAKE HOLLAND

Tackles.....11 2x (last vs. Clemson) 9/1/12
TFL.....2.0 Utah State 9/3/11
Sacks.....1.0 ULM 10/2/10
FR 1 Arkansas State 9/7/13
Deflections 1 Clemson 9/1/12

15 • JOSHUA HOLSEY

Tackles 5 3x (last vs. Washington St.) 8/31/13
Interceptions..... 1 vs. Washington St. 8/31/13
TFL.....1.0 2x (last at Alabama) 11/24/12
Deflections 1 5x (last vs. Washington St.) 8/31/13

21 • JONATHAN JONES

Tackles 7 at Ole Miss 10/13/12

29 • BRANDON KING

Tackles..... 3 at LSU 9/21/13

55 • CARL LAWSON

Tackles..... 6 Ole Miss 10/5/13
Sacks.....2.0 Ole Miss 10/5/13
TFL.....3.5 Ole Miss 10/5/13
FF 1 Arkansas State 9/7/13

30 • CASSANOVA MCKINZY

Tackles.....12 at Vanderbilt 10/20/12
Sacks.....1.5 at LSU 9/21/13
TFL.....2.5 at LSU 9/21/13
FR 1 at Vanderbilt 10/20/12

6 • JONATHON MINCY

Tackles 8 2x (last vs. Washington St.) 8/31/13
Deflections 3 Washington St. 8/31/13
FF 1 at Mississippi State 9/8/12
FR 1 at South Carolina 10/1/11
TFL.....1.0 4x (last vs. Texas A&M) 10/27/12
Sacks.....1.0 at Ole Miss 10/13/12

16 • JAVIERE MITCHELL

Tackles..... 2 Arkansas State 9/7/13

10 • LADARIUS OWENS

Tackles..... 8 Arkansas State 9/7/13
TFL.....2.0 Arkansas State 9/7/13
Sacks.....1.0 2x (last vs. Arkansas State) 9/7/13

42 • GIMEL PRESIDENT

Tackles..... 1 Arkansas State 9/7/13

13 • CRAIG SANDERS

Tackles..... 4 2x (last Arkansas State) 9/7/13
Sacks.....0.5 Arkansas State 9/7/13
TFL.....2.0 vs. Washington State 8/31/13

24 • RYAN SMITH

Tackles.....12 vs. Clemson 9/1/12
Interceptions..... 1 Ole Miss 10/5/13
TFL.....1.0 2x (last vs. Virginia, CFA) 12/31/11
FF 1 at LSU 9/21/13
FR 1 2x (last at Alabama) 11/24/12

43 • ANTHONY SWAIN

Tackles..... 8 Ole Miss 10/5/13
TFL.....1.0 Ole Miss 10/5/13

27 • ROBENSON THEREZIE

Tackles..... 8 at LSU 9/21/13
Deflections 1 2x (last vs. Washington St.) 8/31/13
Interceptions..... 2 vs. Washington St. 8/31/13
Interception TD 1 Ole Miss 10/5/13
TFL.....1.0 4x (last vs. Mississippi St) 9/14/13

54 • JEFFREY WHITAKER

Tackles..... 4 2x (last vs. LSU) 9/22/12
Sacks.....0.5 Georgia 11/10/12
TFL.....1.0 Ole Miss 10/29/11
FF 1 vs. LSU 9/22/12

19 • RYAN WHITE

Tackles..... 8 Mississippi State 9/14/13
Deflections 2 Mississippi State 9/14/13
FR 1 at LSU 9/21/13

9 • JERMAINE WHITEHEAD

Tackles.....12 at Mississippi State 9/8/12
TFL.....1.0 2x (last vs. Georgia) 11/10/12
Sacks.....1.0 ULM 9/15/12
Interceptions..... 1 2x (last at LSU) 9/21/13
Deflections 2 Arkansas 10/6/12
FR 1 at Mississippi State 9/8/12

90 • GABE WRIGHT

Tackles..... 8 at Alabama 11/24/12
TFL.....3.0 Ole Miss 10/5/13
Sacks.....2.0 Ole Miss 10/5/13
FF 1 Arkansas 10/8/11



COACHING STAFF ON THE FIELD



GUS MALZAHN
HEAD COACH




RODNEY GARNER
ASSOC. HEAD COACH/
DEFENSIVE LINE



RHETT LASHLEE
OFFENSIVE COORDINATOR/
QUARTERBACKS



CHARLIE HARBISON
CO-DEFENSIVE COORDINATOR/
SAFETIES



DAMEYUNE CRAIG
CO-OFFENSIVE COORDINATOR/
WIDE RECEIVERS



SCOTT FOUNTAIN
SPECIAL TEAMS COORDINATOR/
TIGHT ENDS



TIM HORTON
RUNNING BACKS



J.B. GRIMES
OFFENSIVE LINE

COACHING STAFF IN THE BOOTH



ELLIS JOHNSON
DEFENSIVE COORDINATOR/
LINEBACKERS



MELVIN SMITH
CORNERBACKS