



2013 REBEL FOOTBALL GAME NOTES

Ole Miss Athletics Media Relations | 908 All-American Drive | University, MS 38677 | 662-915-7522
Web: OleMissSports.com, OleMissFB.com | **Facebook:** Facebook.com/OleMissSports, Facebook.com/OleMissFootball
Twitter: @OleMissNow, @OleMissFB, @RebelGameday, @CoachHughFreeze

54 FIRST-TEAM ALL AMERICANS | 19 NFL FIRST ROUND PICKS | 279 PRO DRAFT SELECTIONS | 220 TELEVISION APPEARANCES

RANKINGS

Ole Miss AP-24/Coaches-RV
 Auburn AP-NR/Coaches-NR

TV (ESPNU)

Clay Matvick Play-by-Play
 Matt Stinchcomb Analyst
 Dawn Davenport Sideline

RADIO (OLE MISS NETWORK)

David Kellum Play-by-Play
 Harry Harrison Analyst
 Stan Sandroni Sideline/Locker Room
 Brett Norsworthy Pre- & Post-Game Host
 Richard Cross Pre- & Post-Game Host
Web: OleMissSports.com RebelVision (subscription)

OLE MISS COACHING STAFF

On the field:

Hugh Freeze Head Coach
 Tom Allen Linebackers, Special Teams
 Grant Heard Wide Receivers
 Jason Jones Cornerbacks/Co-Defensive Coord.
 Chris Kiffin Defensive Line
 Matt Luke Offensive Line/Co-Offensive Coord.
 Derrick Nix Running Backs
 Ben Aigamaua Offensive GA
 Ryan Trevathan Offensive GA
 DeMarcus Covington Defensive GA
 Kane Wommack Defensive GA

In the press box:

Maurice Harris Tight Ends
 Dan Werner Quarterbacks/Co-Offensive Coord.
 Dave Wommack Safeties/Defensive Coord.



Ole Miss
REBELS
 (3-1, 1-1 SEC)

Head Coach: Hugh Freeze
Career: 40-14/5th
At UM: 10-7/2nd

Date: Oct. 5, 2013
Time: 6 p.m. CT
Location: Auburn, Ala.
Venue: Jordan-Hare Stadium
Capacity: 87,451
Surface: Grass
Series: Auburn leads 27-10
In Auburn: Auburn leads 13-2
Satellite Radio: Sirius 139, XM 198
Live Stats: OleMissSports.com
Twitter Updates: @OleMissFB



Auburn
TIGERS
 (3-1, 1-1 SEC)

Head Coach: Gus Malzahn
Career: 12-4/2nd
At AU: 3-1/1st

WHAT TO WATCH FOR...

- The Rebels are 3-1 for the second straight year and are looking to start 4-1 for the first time since 2002.
- Ole Miss is nationally ranked for the fourth straight week, its longest stint since six straight weeks in 2009.
- This is the 38th meeting all-time between Ole Miss and Auburn dating back to 1928 ... The Tigers lead the all-time series 27-10 overall and 13-2 in Auburn, but the Rebels won last year's meeting 41-20 in Oxford ... Ole Miss' last win on the Plains was in 2003.
- This will be Ole Miss' third straight road game and fourth out of the first five contests of the season.
- Ole Miss is 2-1 so far away from Oxford and won its first two road games of the year for the first time since 1999.
- **Hugh Freeze** and Gus Malzahn served as Arkansas State's head coach in 2011 and 2012, respectively.
- Before this year, the last time Ole Miss played back-to-back games in the state of Alabama was 1932.
- The Rebel defense has racked up 16 tackles for loss in the last two games.
- Ole Miss leads the SEC and ranks 5th nationally in punt return average (23.2), while the Rebels also are 2nd in the SEC and 10th nationally in net punting (42.2).
- Ole Miss has played 12 true freshmen this season, which is tied for eighth-most among Division I FBS teams.
- Thirteen current Rebels have already graduated, tied for the most of any Division I FBS team.

2013 OLE MISS SCHEDULE

DATE	OPPONENT	SITE	RESULT/TIME	NOTES/SERIES INFORMATION
Aug. 29	at Vanderbilt* (ESPN/WatchESPN)	Nashville	W, 39-35	Rebels survive after three 4th-quarter lead changes; Scott has winning 75-yard TD run
Sept. 7	SOUTHEAST MISSOURI (PPV/ESPN3)	OXFORD	W, 31-13	Ole Miss led 31-0 at the half; Brunetti runs for career-high 111 yards
Sept. 14	at Texas (Longhorn Network)	Austin	W, 44-23	Rebels finish game with 30 unanswered points; Scott runs for career-high 164 yards
Sept. 28	at #1/1 Alabama* (ESPN/WatchESPN)	Tuscaloosa	L, 0-25	First time shut out since 1998; snapped the Rebels' five-game win streak
Oct. 5	at Auburn* (ESPNU/WatchESPN)	Auburn	6 PM	Auburn leads 27-10
Oct. 12	TEXAS A&M* (ESPN/WatchESPN)	OXFORD	7:30 PM	Texas A&M leads 5-0
Oct. 19	LSU*	OXFORD	TBA	LSU leads 58-39-4
Oct. 26	IDAHO (HC)	OXFORD	TBA	First meeting
Nov. 9	ARKANSAS*	OXFORD	TBA	Arkansas leads 31-27-1
Nov. 16	TROY	OXFORD	TBA	First meeting
Nov. 23	MISSOURI*	OXFORD	TBA	Missouri leads 5-1
Nov. 28	at Mississippi State* (ESPN/WatchESPN)	Starkville	6:30 PM	Ole Miss leads 61-42-6

* - SEC game (HC) - Homecoming Rankings - AP/Coaches All Times Central

OLE MISS MEDIA RELATIONS

Kyle Campbell* Assistant A.D./Media & PR
 Email: kyle@olemiss.edu
Duties: Primary Contact, Credentials, Interviews

Kim Ling..... Associate Director
 Email: kling@olemiss.edu
Duties: Game Program

Bill Bunting Associate Director
 Email: wbunting@olemiss.edu

Joey Jones* Associate Director
 Email: joeyj@olemiss.edu
Duties: Game Notes, Stats, Photos

Daniel Snowden..... Assistant Director
 Email: desnowde@olemiss.edu

Jessica Poole..... Assistant Director
 Email: jepoole1@olemiss.edu

Metz Camfield..... Assistant Director
 Email: metz@olemiss.edu

* Football Contacts

908 All-American Dr.
 University, MS 38677

Phone - 662.915.7522
 Fax - 662.915.7006

SEC TELECONFERENCE

Coach Hugh Freeze will be available on the weekly SEC Teleconference every Wednesday from Aug. 29-Nov. 21, from 11:20-11:30 a.m. (CT). The number is available through the SEC office at (205) 348-3000. Below is the order of participants:

- 10:00 a.m. - Les Miles, LSU
- 10:10 a.m. - Steve Spurrier, South Carolina
- 10:20 a.m. - Will Muschamp, Florida
- 10:30 a.m. - James Franklin, Vanderbilt
- 10:40 a.m. - Nick Saban, Alabama
- 10:50 a.m. - Butch Jones, Tennessee
- 11:00 a.m. - Bret Bielema, Arkansas
- 11:10 a.m. - Gary Pinkel, Missouri
- 11:20 a.m. - Hugh Freeze, Ole Miss
- 11:30 a.m. - Kevin Sumlin, Texas A&M
- 11:40 a.m. - Mark Stoops, Kentucky
- 11:50 a.m. - Dan Mullen, Mississippi State
- 12:00 p.m. - Mark Richt, Georgia
- 12:10 p.m. - Gus Malzahn, Auburn

OLEMISSSPORTS.COM

For updated statistics, rosters, game notes and all Rebel news on the internet, go to the official Ole Miss athletics website at OleMissSports.com. For those out of range of the Mississippi Network's radio broadcast, live audio of the game is available through OleMissSports.com's RebelVision, which also offers subscribers live webcasts of Coach Freeze's weekly press conferences.

VIDEO HIGHLIGHTS

Ole Miss offers free FTP downloads of game highlights and interviews with coaches and players for television stations to use during regularly scheduled news/sportscasts. To access the Ole Miss FTP site, please contact Jeremy Havens at jrhavens@olemiss.edu.

OLE MISS MEDIA SCHEDULE (AUBURN WEEK)

SUNDAY	MONDAY	TUESDAY	WEDNESDAY	THURSDAY	FRIDAY
<ul style="list-style-type: none"> • Practice closed No interviews • Interview requests for Monday press conference due to kyle@olemiss.edu by 3 p.m. 	<ul style="list-style-type: none"> • Practice closed • Ole Miss press conf. with Coach Freeze at 12:15p.m. in Manning Center Team Meeting Room • Selected players available following press conference 	<ul style="list-style-type: none"> • Practice open to media first 20 minutes • Coach Freeze, assistant coaches and players available after practice 	<ul style="list-style-type: none"> • SEC teleconference 11:20 a.m. • Practice open to media first 20 minutes • Coach Freeze, assistant coaches and players available after practice 	<ul style="list-style-type: none"> • Practice closed No interviews 	<ul style="list-style-type: none"> • Practice closed No interviews

WEEKLY PRESS CONFERENCE: Ole Miss holds a weekly press conference with Coach Freeze each Monday during the season, beginning at 12:15 p.m. (CT), in the team meeting room of the Manning Center, which is adjacent to Vaught-Hemingway Stadium/Hollingsworth Field. Members of the media unable to attend the Monday press conference may participate via the telephone. The number for the two-way teleconference may be obtained by contacting the Athletics Media Relations office at (662) 915-7522. Requested players and assistant coaches, will be available following the press conference. Media who wish to interview players or assistant coaches on Monday must email their request to kyle@olemiss.edu by 3 p.m. Sunday.

PRACTICES: On a regular game week, Ole Miss football practices are open to media Tuesday and Wednesday for periods 1 through 4. Media are forbidden from reporting (e.g. tweeting, blogging, etc.) on anything related to practice until after the post-practice interview with the head coach. This includes media who leave practice early. Video is permitted for any drill during the pre-determined open periods (first 4) that does not include offense vs. defense (i.e. 7-on-7, 11-on-11) or involves formations. Media may be alerted of other portions that are not available for video during practice. Videographers and photographers should use tight shots and avoid formations. Use of footage from practices must be limited to 3 minutes per day.

AUDIO/VIDEO RESTRICTIONS: Press conferences, media opportunities, practices and any form of competition may not be broadcast live without prior consent of the athletics department. Audio/video use of content from press conferences and media opportunities is limited to five minutes per individual (coach or student-athlete) per day unless expressly stated otherwise, and use of footage from practices is limited to three minutes per day. This includes content attained via FTP, which should be credited to Ole Miss Athletics. Ole Miss offers free FTP downloads of game highlights and interviews with coaches and players for television stations to use during regularly scheduled news/sportscasts. To access the Ole Miss FTP site, please contact Jeremy Havens with Ole Miss Sports Productions at 662-915-5925 or jrhavens@olemiss.edu.

WEEKDAY PARKING: Parking permits are required for everyone on campus Monday through Friday between 7:30 a.m. and 5 p.m. Media that plan to regularly attend practices, press conferences and other on-campus events may purchase a Vendor Permit from Campus Parking (www.olemiss.edu/parking), which is good for the entire year. Those that chose not to buy a permit should contact Danny Blanton at dblanton@olemiss.edu prior to each visit to secure a free day pass. Day passes are also available for \$1 online to print at http://www.olemiss.edu/parking/visitors.html or at a welcome booth on University Avenue in front of the Thad Cochran Research Center, which accepts cash, checks and credit cards. Please note that vendor and day passes are not applicable for gameday parking.

WORKING CREDENTIALS: To request credentials, go to Ole Miss' online credentialing site: sportssystem.com/OleMiss. All requests should be made as early as possible by the sports director of each media outlet and are limited to those media who will be attending the game in a working capacity. Working space in the Vaught-Hemingway Stadium press box will be allotted on the following basis: (1) daily newspapers, (2) network affiliate television stations; (3) websites whose primary purpose is to gather and disseminate news and who have a corresponding publication and/or affiliation with a nationally recognized media entity/network; (4) magazines, weekly newspapers and non-broadcast radio stations.

MEDIA WILL-CALL: If not received by mail, credentials may be picked up at the media "Will Call" table, located next to the press box elevators at Gate 6 on the west side of Vaught-Hemingway Stadium, beginning three hours prior to kickoff. Please be mindful that parking passes cannot be picked up at will-call and must be received prior to gameday.

GAMEDAY PARKING: The lot just to the west of the Turner Center is reserved for media parking. Entry is available from Hill Drive, and the satellite truck lot entrance is across the street. A golf cart is available to help members of the media transport heavy equipment from the press parking area to the press box. Please be mindful that parking passes cannot be picked up at will-call and must be received prior to gameday.

PHOTOGRAPHERS: Credentials for photographers will be issued on the basis of circulation, with priority granted to agencies covering the participating schools on a regular basis. Per NCAA rule, images or likeness of current student-athletes may not be sold, distributed or used for commercial purposes. All photographers must exchange their photo pass for a vest in order to be admitted to the sidelines. This may be done at the media "Will Call" table next to the press box elevators. Gameday flip cards will be available at that location.

SIDELINE ACCESS: Excluding select portions of the game, media sideline access is reserved for photographers/ videographers. Credentialed photographers/videographers who arrive at media "Will Call" without proper equipment will not be granted a vest for sideline access. When on the sideline, media must remain outside the bench area. This includes during pre-game activities.

RECRUITS: Per NCAA rule, media are not permitted to have contact with a prospect or family members of a prospect during their visit (official or unofficial) to campus, including prospects in attendance at practice or games. Contact includes in-person conversations, phone calls, text messages, e-mails, etc. In addition, media are forbidden from videoing or photographing prospects during their visit. Media are also asked to make every effort to keep distance from prospects on campus, including at practice, during pre-game activities on the sidelines and in the stands.

TELEPHONES: The Vaught-Hemingway Stadium/ Hollingsworth Field Press Box contains an adequate number of telephones for general use by visiting media. The telephones are available to all media outlets and are not reserved for any single outlet. Personal phones may be ordered at individual seats by contacting AT&T at 1-800-945-6500. Please alert the Athletics Media Relations office if you are ordering a phone so your press box seat location will correspond with the work order.

POSTGAME INTERVIEWS: For home games, Coach Hugh Freeze will hold a postgame news conference with the media in the team meeting room of the Manning Center. Athletics Media Relations office representatives will be available to assist in postgame interviews. Complete postgame plans will be announced on gameday in the press box by the Athletics Media Relations Director (MRD). The MRD will accompany members of the press wishing to go to the sidelines, beginning with five minutes remaining in the final quarter.

TEAM STATISTICS

OLE MISS	OPPONENT	CATEGORY	AUBURN	OPPONENT
114	96	Total Points	114	88
92	77	First Downs	82	87
44	33	By Rushing	47	34
45	39	By Passing	31	47
3	5	By Penalty	4	6
796	597	Rushing Yards	929	700
157	151	Rushing Attempts	184	146
5.1	4.0	Yards Per Rush	5.0	4.8
199.0	149.2	Rushing Yards Per Game	232.2	175.0
879	835	Passing Yards	829	1058
79-138	86-128	Pass Completions-Attempts	61-106	93-156
219.8	208.8	Passing Yards Per Game	207.2	264.5
1675	1432	Total Offense	1758	1758
295	279	Total Offensive Plays	290	302
418.8	358.0	Total Offense Per Game	439.5	439.5
5-4	8-2	Fumbles-Lost	12-4	5-2
20-167	23-165	Penalties-Yards	20-170	26-192

INDIVIDUAL STATISTICS

OLE MISS

Rushing	Att.	Yds.	Avg.	TD
Jeff Scott	43	358	8.3	2
Bo Wallace	44	125	2.8	3

Passing	Comp.	Att.	Yds.	TD/Int.
Bo Wallace	73	118	807	4/0

Receiving	Rec.	Yds.	Avg.	TD
Laquon Treadwell	20	205	10.2	0
Donte Moncrief	17	233	13.7	2
Evan Engram	13	189	14.5	2
Ja-Mes Logan	10	91	9.1	0

Punting	No.	Yds.	Avg.	Long
Tyler Campbell	15	712	47.5	75

Punt Returns	No.	Yds.	Avg.	Long
Jeff Scott	4	93	23.2	73

Kickoff Returns	No.	Yds.	Avg.	Long
Jaylen Walton	5	69	13.8	19

Scoring	TD	FG	PAT	Total
Andrew Ritter	0	3	13	22
Barry Brunetti	3	0	0	18
Jeff Scott	3	0	0	18

Tackles	UT-AT	TT	TFL	Other
Serderius Bryant	21-14	35	4.0	1 Sack
Cody Prewitt	15-7	22	0.0	3 INT
Tony Conner	14-7	21	1.0	1 INT

AUBURN

Rushing	Att.	Yds.	Avg.	TD
Tre Mason	65	338	5.2	4
Corey Grant	26	239	9.2	2
Cameron Artis-Payne	42	207	4.9	2

Passing	Comp.	Att.	Yds.	TD/Int.
Nick Marshall	60	103	809	4/4

Receiving	Rec.	Yds.	Avg.	TD
Sammie Coates	11	306	27.8	1
Ricardo Louis	11	66	6.0	0
Marcus Davis	10	87	8.7	1
Quan Bray	7	114	16.3	1

Punting	No.	Yds.	Avg.	Long
Steven Clark	19	827	43.5	54

Punt Returns	No.	Yds.	Avg.	Long
Quan Bray	8	49	6.1	28

Kickoff Returns	No.	Yds.	Avg.	Long
Tre Mason	6	190	31.7	100

Scoring	TD	FG	PAT	Total
Cody Parker	0	7	11	32
Tre Mason	5	0	0	30

Tackles	UT-AT	TT	TFL	Other
Robenson Therezie	16-9	25	2.0	2 INT
Cassanova McKinzy	11-10	21	2.5	1.5 Sacks
Jermaine Whitehead	13-7	20	0.0	1 INT

LAST FIVE GAMES AGAINST AUBURN

October 13, 2012 • Oxford, Miss. • Ole Miss 41, Auburn 20: Ole Miss coach Hugh Freeze received a Gatorade bath and the Ole Miss faithful stood and cheered the team on in appreciation. After 16 long games, the Rebels finally snapped their Southeastern Conference losing skid with a 41-20 win over Auburn on Homecoming at Vaught-Hemingway Stadium.

October 29, 2011 • Auburn, Ala. • #23 Auburn 41, Ole Miss 23: Senior running back Brandon Bolden rushed for a season-high 114 yards on 13 carries and two touchdowns, but Ole Miss fell to No. 23 Auburn 41-23 at Jordan-Hare Stadium.

October 30, 2010 • Oxford, Miss. • #1 Auburn 51, Ole Miss 31: Freshman Jeff Scott rushed for 134 yards and a touchdown and junior Brandon Bolden added two more rushing scores, but Ole Miss fell to the top-ranked Auburn Tigers 51-31. Cam Newton caught a touchdown pass, to go with the two TD passes he threw, and Mike Dyer ran for 180 yards for Auburn.

October 31, 2009 • Auburn, Ala. • Auburn 33, #22 Ole Miss 20: Chris Todd passed for 212 yards, Ben Tate ran for 144 yards and Walt McFadden returned an interception for a TD to lift Auburn to a 33-20 win over No. 22 Ole Miss. The Tigers scored 23 points in the third quarter. Dexter McCluster had his second straight huge game for the Rebels, rushing for 186 yards on 22 carries and catching four passes for another 17.

November 1, 2008 • Oxford, Miss. • Ole Miss 17, Auburn 7: Jevan Snead threw two touchdown passes, Cordera Eason rushed for 104 yards and Ole Miss capitalized on a series of fourth-quarter mistakes by Auburn to beat the Tigers 17-7. Ole Miss cornerbacks Cassius Vaughn and Marshay Green each had their first career interceptions, helping to kill drives with the game on the line.

TOP REBEL PERFORMANCES VS. AUBURN

Rushing Yards: Dexter McCluster, 22-186 (TD); 10-31-2009
Passing Yards: Paul Head, 27-45-4-297 (2 TD); 9-2-1995
Total Offense: Paul Head, 301 (4 rush, 297 pass); 9-2-1995
Receptions: Jim Poole, 9-111 (TD); 1-2-1971
Receiving Yards: Cory Peterson, 7-125 (2 TDs); 9-25-1999
All-Purpose Yards: Deuce McAllister, 257; 9-9-2000
Points Scored: 18, 4x, MR: Bo Wallace (3 TDs); 10-13-2012
Points Kicking: Bryson Rose, 11 (2 FG, 5 PAT); 10-13-2012
Kickoff Return Yards: Jesse Grandy, 5-150; 10-31-2009

SERIES HISTORY

Auburn leads 27-10



In Oxford: 9-3, Auburn
In Auburn: 13-2, Auburn
In Birmingham: 1-0, Ole Miss
In Montgomery: 1-1, Tied
In Mobile: 1-0, Ole Miss
In Memphis: 2-0, Ole Miss
In Jackson: 3-0, Auburn
In Jacksonville: 1-0, Auburn



Longest Ole Miss Win Streak: 3, 1949-1952
Longest Auburn Win Streak: 9, 1971-1991

Largest Margin of Victory: 33 (40-7), 1949 in Montgomery
Largest Margin of Defeat: 41 (41-0), 1985 in Auburn

Year	Site	Score
1928	Birmingham	.W, 19-0
1932	Montgomery	.L, 7-14
1949	Montgomery	.W, 40-7
1951	Mobile	.W, 39-14
1952	Memphis	.W, 20-7
1953	Auburn	.L, 0-13
1965	Memphis -1	.W, 13-7
1971	Jacksonville -2	.L, 28-35
1972	Jackson	.L, 13-19
1973	Auburn	.L, 7-14
1976	Jackson	.L, 0-10
1977	Auburn	.L, 15-21
1984	Oxford	.L, 13-17
1985	Auburn	.L, 0-41
1990	Jackson	.L, 10-24
1991	Auburn	.L, 13-23
1992	Oxford	.W, 45-21
1993	Auburn	.L, 12-16
1994	Oxford	.L, 17-22
1995	Auburn	.L, 13-46
1996	Oxford	.L, 28-45
1997	Auburn	.L, 9-19
1998	Oxford	.L, 0-17
1999	Auburn	.W, 24-17 (ot)
2000	Oxford	.L, 27-35
2001	Auburn	.L, 21-27
2002	Oxford	.L, 24-31
2003	Auburn	.W, 24-20
2004	Oxford	.L, 14-35
2005	Auburn	.L, 3-27
2006	Oxford	.L, 17-23
2007	Auburn	.L, 3-17
2008	Oxford	.W, 17-7
2009	Auburn	.L, 20-33
2010	Oxford	.L, 31-51
2011	Auburn	.L, 23-41
2012	Oxford	.W, 41-20

1- Liberty Bowl
 2- Gator Bowl

<p>14 QB</p>		<p>BO WALLACE 6-4 209 Jr. Pulaski, Tenn.</p> <table border="1"> <thead> <tr> <th>COMP</th> <th>ATT</th> <th>YDS</th> <th>TD</th> </tr> </thead> <tbody> <tr> <td>73</td> <td>118</td> <td>807</td> <td>4</td> </tr> </tbody> </table>	COMP	ATT	YDS	TD	73	118	807	4	<p>LAST GAME: Completed 17-of-31 passes for 159 yards and ran 12 times for five yards in start. NOTES: Ranks 7th in SEC in total offense (233.0 ypg), 8th in passing (201.8 ypg), 8th in points responsible for (11.0/game) ... 2nd on team with 125 rushing yards ... Tied for team lead with 3 rushing TDs ... On preseason watch lists for the Maxwell Award, Davey O'Brien Award and Manning Award.</p>
COMP	ATT	YDS	TD								
73	118	807	4								
<p>11 QB</p>		<p>BARRY BRUNETTI 6-0 223 Sr. Memphis, Tenn.</p> <table border="1"> <thead> <tr> <th>ATT</th> <th>YDS</th> <th>AVG</th> <th>TD</th> </tr> </thead> <tbody> <tr> <td>21</td> <td>117</td> <td>5.6</td> <td>3</td> </tr> </tbody> </table>	ATT	YDS	AVG	TD	21	117	5.6	3	<p>LAST GAME: Did not play (shoulder). NOTES: Has served as the backup QB all season ... Tied for the team lead with three rushing touchdowns ... 3rd on the team with 117 rushing yards ... Had three rushing TDs all of last season ... Has completed 3-of-13 passes for 48 yards.</p>
ATT	YDS	AVG	TD								
21	117	5.6	3								
<p>3 RB</p>		<p>JEFF SCOTT 5-7 162 Sr. Miami, Fla.</p> <table border="1"> <thead> <tr> <th>ATT</th> <th>YDS</th> <th>AVG</th> <th>TD</th> </tr> </thead> <tbody> <tr> <td>43</td> <td>358</td> <td>8.3</td> <td>2</td> </tr> </tbody> </table>	ATT	YDS	AVG	TD	43	358	8.3	2	<p>LAST GAME: Eight rushes for 28 yards, three catches for 12 yards, one punt return for 4 yards, in start. NOTES: SEC Special Teams Player of the Week after Texas game (164 rush yds, 243 AP yds, 73-yd PR TD) ... Ranks 4th in school history with 3,465 all-purpose yards and sixth with 2,162 rushing yards ... Nine career 100-yard rushing games ... Preseason All-SEC.</p>
ATT	YDS	AVG	TD								
43	358	8.3	2								
<p>12 WR</p>		<p>DONTÉ MONCRIEF 6-3 226 Jr. Raleigh, Miss.</p> <table border="1"> <thead> <tr> <th>REC</th> <th>YDS</th> <th>AVG</th> <th>TD</th> </tr> </thead> <tbody> <tr> <td>17</td> <td>233</td> <td>13.7</td> <td>2</td> </tr> </tbody> </table>	REC	YDS	AVG	TD	17	233	13.7	2	<p>LAST GAME: Made a team-high six catches for 60 yards in start. NOTES: Ranks 12th in SEC with 58.2 receiving ypg and T-12th with 4.2 catches/game ... T-3rd in school history with 16 career receiving TDs ... Biletnikoff Award Watch List ... Preseason All-SEC ... Tied the school single-season record with 10 TD catches last year.</p>
REC	YDS	AVG	TD								
17	233	13.7	2								
<p>85 WR</p>		<p>JA-MES LOGAN 6-3 183 Sr. Houston, Texas</p> <table border="1"> <thead> <tr> <th>REC</th> <th>YDS</th> <th>AVG</th> <th>TD</th> </tr> </thead> <tbody> <tr> <td>10</td> <td>91</td> <td>9.1</td> <td>0</td> </tr> </tbody> </table>	REC	YDS	AVG	TD	10	91	9.1	0	<p>LAST GAME: Had two catches for 22 yards in start. NOTES: 4th on team with 10 catches ... Preseason All-SEC ... Played in every game with five starts last year ... Finished 2nd on team with 43 catches and 3rd with 490 receiving yards ... Most career games played among current Rebels (40).</p>
REC	YDS	AVG	TD								
10	91	9.1	0								
<p>1 WR</p>		<p>LAQUON TREADWELL 6-3 215 Fr. Crete, Ill.</p> <table border="1"> <thead> <tr> <th>REC</th> <th>YDS</th> <th>AVG</th> <th>TD</th> </tr> </thead> <tbody> <tr> <td>20</td> <td>205</td> <td>10.2</td> <td>0</td> </tr> </tbody> </table>	REC	YDS	AVG	TD	20	205	10.2	0	<p>LAST GAME: Had four catches for 51 yards, one rush for 1 yard and threw an interception in start. NOTES: T-7th in SEC with 5.0 catches/game, tops among SEC frosh ... 2nd among SEC frosh with 51.3 receiving ypg ... Set an Ole Miss freshman record with nine catches (for 82 yards) in season opener at Vandy and was named SEC Freshman of the Week ... Preseason Freshman All-America.</p>
REC	YDS	AVG	TD								
20	205	10.2	0								
<p>17 TE</p>		<p>EVAN ENGRAM 6-3 217 Fr. Powder Springs, Ga.</p> <table border="1"> <thead> <tr> <th>REC</th> <th>YDS</th> <th>AVG</th> <th>TD</th> </tr> </thead> <tbody> <tr> <td>13</td> <td>189</td> <td>14.5</td> <td>2</td> </tr> </tbody> </table>	REC	YDS	AVG	TD	13	189	14.5	2	<p>LAST GAME: Caught two passes for 14 yards. NOTES: Ranks 3rd among SEC frosh with 47.3 receiving ypg ... Tied for the team lead with two TD catches ... Caught five passes for 61 yards in his college debut at Vanderbilt ... Two catches for 70 yards and a TD vs. SEMO ... Four catches for 44 yards and a TD at Texas.</p>
REC	YDS	AVG	TD								
13	189	14.5	2								
<p>78 LT</p>		<p>LAREMY TUNSIL 6-5 315 Fr. Lake City, Fla.</p> <table border="1"> <thead> <tr> <th>GS</th> <th>RUSH/G</th> <th>PASS/G</th> <th>PPG</th> </tr> </thead> <tbody> <tr> <td>1</td> <td>199.0</td> <td>219.8</td> <td>28.5</td> </tr> </tbody> </table>	GS	RUSH/G	PASS/G	PPG	1	199.0	219.8	28.5	<p>LAST GAME: Part of an OL that allowed just two sacks at Alabama (one was intentional grounding). NOTES: Has played in every game and started the Texas game at LT Preseason Freshman All-America ... Consensus 5-star recruit and No. 1-rated OT in the nation by all the major recruiting services ... Rated the nation's No. 3 overall recruit by 247Sports.com, No. 5 by ESPN.com and No. 7 by Scout.com.</p>
GS	RUSH/G	PASS/G	PPG								
1	199.0	219.8	28.5								
<p>68 LG</p>		<p>JUSTIN BELL 6-3 345 So. Jackson, Miss.</p> <table border="1"> <thead> <tr> <th>GS</th> <th>RUSH/G</th> <th>PASS/G</th> <th>PPG</th> </tr> </thead> <tbody> <tr> <td>4</td> <td>199.0</td> <td>219.8</td> <td>28.5</td> </tr> </tbody> </table>	GS	RUSH/G	PASS/G	PPG	4	199.0	219.8	28.5	<p>LAST GAME: Started at LG and allowed just two sacks at Alabama (one was intentional grounding). NOTES: Has started every game (3 LG, 1 RG) ... Moved from RG to LG after an injury to Aaron Morris in the season opener ... Played six games as a backup guard last year ... Helped Ole Miss score the 3rd-most points in school history (409) and average the 2nd-most yards per game in school history (423.8).</p>
GS	RUSH/G	PASS/G	PPG								
4	199.0	219.8	28.5								
<p>56 C</p>		<p>EVAN SWINDALL 6-4 301 Sr. LaFayette, Ga.</p> <table border="1"> <thead> <tr> <th>GS</th> <th>RUSH/G</th> <th>PASS/G</th> <th>PPG</th> </tr> </thead> <tbody> <tr> <td>4</td> <td>199.0</td> <td>219.8</td> <td>28.5</td> </tr> </tbody> </table>	GS	RUSH/G	PASS/G	PPG	4	199.0	219.8	28.5	<p>LAST GAME: Started at C and allowed just two sacks at Alabama (one was intentional grounding). NOTES: Has started every game this year ... Rimington Trophy Watch List (nation's top center) ... Has started each of the Rebels' last 24 games at center, 26 total ... Helped Ole Miss score the 3rd-most points in school history (409) and average the 2nd-most yards per game in school history (423.8).</p>
GS	RUSH/G	PASS/G	PPG								
4	199.0	219.8	28.5								
<p>74 RG</p>		<p>JARED DUKE 6-7 377 Sr. Cleveland, Tenn.</p> <table border="1"> <thead> <tr> <th>GS</th> <th>RUSH/G</th> <th>PASS/G</th> <th>PPG</th> </tr> </thead> <tbody> <tr> <td>3</td> <td>199.0</td> <td>219.8</td> <td>28.5</td> </tr> </tbody> </table>	GS	RUSH/G	PASS/G	PPG	3	199.0	219.8	28.5	<p>LAST GAME: Started at RG and allowed just two sacks at Alabama (one was intentional grounding). NOTES: Has played in every game with three starts at right guard ... Has played in 38 career games with eight starts at RG.</p>
GS	RUSH/G	PASS/G	PPG								
3	199.0	219.8	28.5								
<p>71 RT</p>		<p>PIERCE BURTON 6-6 290 Sr. Sacramento, Calif.</p> <table border="1"> <thead> <tr> <th>GS</th> <th>RUSH/G</th> <th>PASS/G</th> <th>PPG</th> </tr> </thead> <tbody> <tr> <td>4</td> <td>199.0</td> <td>219.8</td> <td>28.5</td> </tr> </tbody> </table>	GS	RUSH/G	PASS/G	PPG	4	199.0	219.8	28.5	<p>LAST GAME: Started at RT and allowed just two sacks at Alabama (one was intentional grounding). NOTES: Has started every game at RT this year Started all 13 games last season ... Named to ESPN.com's SEC All-Bowl Team after the BBVA Compass Bowl win over Pitt.</p>
GS	RUSH/G	PASS/G	PPG								
4	199.0	219.8	28.5								
<p>96 K</p>		<p>ANDREW RITTER 6-3 216 Sr. Jackson, Miss.</p> <table border="1"> <thead> <tr> <th>FG</th> <th>LONG</th> <th>PAT</th> <th>PTS</th> </tr> </thead> <tbody> <tr> <td>3/5</td> <td>52</td> <td>13/14</td> <td>22</td> </tr> </tbody> </table>	FG	LONG	PAT	PTS	3/5	52	13/14	22	<p>LAST GAME: Had one touchback on two kickoffs. NOTES: Has made 3-of-5 FG attempts this year with a long of 52 ... In his fourth year as the Rebels' kickoff specialist, he has 15 touchbacks on 22 kickoffs ... Racked up 12 touchbacks in each of his three seasons.</p>
FG	LONG	PAT	PTS								
3/5	52	13/14	22								

10 DE		<p>C.J. JOHNSON 6-3 230 Jr. Philadelphia, Miss.</p> <table border="1"> <thead> <tr> <th>TACKLES</th> <th>TFL</th> <th>SACK</th> <th>QH</th> </tr> </thead> <tbody> <tr> <td>12</td> <td>4.0</td> <td>0.0</td> <td>2</td> </tr> </tbody> </table>	TACKLES	TFL	SACK	QH	12	4.0	0.0	2	<p>LAST GAME: Made three tackles (one solo) and had a QB hurry in start. NOTES: Has started every game at DE ... T-2nd on team with 4.0 TFLs ... T-11th in SEC with 1.0 TFLs/game ... Preseason All-SEC ... 2012 All-SEC 3rd team (College Sports Madness) ... Led team with 6.5 sacks ... Finished 6th on team with 55 tackles and 4th with 8.0 TFLs.</p>
TACKLES	TFL	SACK	QH								
12	4.0	0.0	2								
94 DT		<p>ISSAC GROSS 6-1 250 So. Batesville, Miss.</p> <table border="1"> <thead> <tr> <th>TACKLES</th> <th>TFL</th> <th>SACK</th> <th>QH</th> </tr> </thead> <tbody> <tr> <td>8</td> <td>2.0</td> <td>1.5</td> <td>1</td> </tr> </tbody> </table>	TACKLES	TFL	SACK	QH	8	2.0	1.5	1	<p>LAST GAME: Made three tackles (one solo) in start. NOTES: Has played in every game with one start at nose tackle ... Leads the team with 1.5 sacks ... Career-high 1.5 sacks at Vanderbilt ... Preseason All-SEC ... Started seven games at nose tackle last year and was named SEC All-Freshman and Freshman All-America.</p>
TACKLES	TFL	SACK	QH								
8	2.0	1.5	1								
56 NT		<p>WOODROW HAMILTON 6-3 300 So. Raleigh, Miss.</p> <table border="1"> <thead> <tr> <th>TACKLES</th> <th>TFL</th> <th>SACK</th> <th>QH</th> </tr> </thead> <tbody> <tr> <td>11</td> <td>0.0</td> <td>0.0</td> <td>1</td> </tr> </tbody> </table>	TACKLES	TFL	SACK	QH	11	0.0	0.0	1	<p>LAST GAME: Had two stops (one solo) and a QB hurry. NOTES: Has played in every game with three starts at nose tackle ... Sophomore impressed coaches during spring and fall camps and shot up the depth chart ... Played in eight games in a reserve role last year ... Redshirted his first season in 2011.</p>
TACKLES	TFL	SACK	QH								
11	0.0	0.0	1								
5 DE		<p>ROBERT NKEMDICHE 6-5 294 Fr. Loganville, Ga.</p> <table border="1"> <thead> <tr> <th>TACKLES</th> <th>TFL</th> <th>SACK</th> <th>PD</th> </tr> </thead> <tbody> <tr> <td>10</td> <td>4.0</td> <td>0.0</td> <td>2</td> </tr> </tbody> </table>	TACKLES	TFL	SACK	PD	10	4.0	0.0	2	<p>LAST GAME: Started at DT and did not record any stats. NOTES: Has started every game (3 at DE, 1 at DT) ... T-2nd on team with 4.0 TFLs ... T-11th in SEC with 1.0 TFLs/game ... T-2nd among SEC frosh with 4.0 TFLs ... Preseason SEC Newcomer of the Year ... A preseason Freshman All-America pick ... Consensus No. 1 HS recruit in the nation last year.</p>
TACKLES	TFL	SACK	PD								
10	4.0	0.0	2								
38 MLB		<p>MIKE MARRY 6-3 250 Sr. Clearwater, Fla.</p> <table border="1"> <thead> <tr> <th>TACKLES</th> <th>TFL</th> <th>SACK</th> <th>FR</th> </tr> </thead> <tbody> <tr> <td>14</td> <td>0.0</td> <td>0.0</td> <td>1</td> </tr> </tbody> </table>	TACKLES	TFL	SACK	FR	14	0.0	0.0	1	<p>LAST GAME: Posted six stops (four solo) in start. NOTES: Has started every game at mike LB ... T-6th on the team in tackles ... Recorded his fourth career fumble recovery at Texas ... Preseason All-SEC ... Named the 24th recipient of the Chucky Mullins Courage Award this spring and honors Mullins by wearing No. 38 throughout the year.</p>
TACKLES	TFL	SACK	FR								
14	0.0	0.0	1								
24 OLB		<p>SERDERIUS BRYANT 5-9 215 Jr. Sanford, Fla.</p> <table border="1"> <thead> <tr> <th>TACKLES</th> <th>TFL</th> <th>SACK</th> <th>PD</th> </tr> </thead> <tbody> <tr> <td>35</td> <td>4.0</td> <td>1.0</td> <td>1</td> </tr> </tbody> </table>	TACKLES	TFL	SACK	PD	35	4.0	1.0	1	<p>LAST GAME: Led the Rebels with nine tackles (seven solo) in start. NOTES: Has played in and started three games at stinger LB ... Leads the SEC and ranks 7th nationally with 11.7 tackles/game ... 4th in SEC with 1.33 TFLs/game ... Has topped the team in tackles in each of his three games played ... Played in all 13 games last year with 28 tackles and 3.5 TFLs.</p>
TACKLES	TFL	SACK	PD								
35	4.0	1.0	1								
9 LB		<p>D.T. SHACKELFORD 6-1 246 Sr. Decatur, Ala.</p> <table border="1"> <thead> <tr> <th>TACKLES</th> <th>TFL</th> <th>INT</th> <th>PD</th> </tr> </thead> <tbody> <tr> <td>14</td> <td>1.0</td> <td>0</td> <td>0</td> </tr> </tbody> </table>	TACKLES	TFL	INT	PD	14	1.0	0	0	<p>LAST GAME: Made a season-high six tackles (four solo), including a TFL. NOTES: Has played in every game, lining up at linebacker and defensive end ... T-6th on team in tackles ... On Butkus Award and Lott IMPACT Trophy watch lists ... Missed last two seasons (2011, 2012) due to knee injuries ... 2011 Chucky Mullins Award winner.</p>
TACKLES	TFL	INT	PD								
14	1.0	0	0								
12 NICKEL		<p>TONY CONNER 6-1 210 Fr. Batesville, Miss.</p> <table border="1"> <thead> <tr> <th>TACKLES</th> <th>TFL</th> <th>INT</th> <th>PD</th> </tr> </thead> <tbody> <tr> <td>21</td> <td>1.0</td> <td>1</td> <td>2</td> </tr> </tbody> </table>	TACKLES	TFL	INT	PD	21	1.0	1	2	<p>LAST GAME: Posted seven tackles (four solo) with a TFL and a QB hurry in start. NOTES: Has played in every game with three starts ... 3rd on team with 21 tackles ... 2nd among SEC frosh in tackles ... Snagged an interception on his first college defensive play at Vanderbilt ... Preseason Freshman All-America ... Rated the No. 2 HS safety in the nation by several outlets.</p>
TACKLES	TFL	INT	PD								
21	1.0	1	2								
21 FCB		<p>SENQUEZ GOLSON 5-9 193 Jr. Pascagoula, Miss.</p> <table border="1"> <thead> <tr> <th>TACKLES</th> <th>TFL</th> <th>INT</th> <th>PD</th> </tr> </thead> <tbody> <tr> <td>13</td> <td>0.0</td> <td>0</td> <td>0</td> </tr> </tbody> </table>	TACKLES	TFL	INT	PD	13	0.0	0	0	<p>LAST GAME: Made three tackles (two solo) in start. NOTES: Has played in every game with three starts ... Played in 12 games with six starts at corner last year ... Was 9th on the team with 36 tackles and tied for the team lead with 3 interceptions ... Has 12 career starts ... Also played on the Ole Miss baseball team in 2012.</p>
TACKLES	TFL	INT	PD								
13	0.0	0	0								
25 FS		<p>CODY PREWITT 6-2 220 Jr. Bay Springs, Miss.</p> <table border="1"> <thead> <tr> <th>TACKLES</th> <th>TFL</th> <th>INT</th> <th>PD</th> </tr> </thead> <tbody> <tr> <td>22</td> <td>0.0</td> <td>3</td> <td>7</td> </tr> </tbody> </table>	TACKLES	TFL	INT	PD	22	0.0	3	7	<p>LAST GAME: Recorded four tackles (three solo) and a QB hurry and intercepted a pass in start. NOTES: Has started every game at FS ... Tied for the SEC lead and 5th nationally with 0.75 interceptions/game ... Tied for SEC lead and 7th nationally with 1.75 passes defended/game ... 2nd on team with 22 tackles ... Had eight tackles and the game-saving INT at Vanderbilt ... Preseason All-SEC.</p>
TACKLES	TFL	INT	PD								
22	0.0	3	7								
7 ROVER		<p>TRAE ELSTON 6-0 190 So. Oxford, Ala.</p> <table border="1"> <thead> <tr> <th>TACKLES</th> <th>TFL</th> <th>INT</th> <th>PD</th> </tr> </thead> <tbody> <tr> <td>18</td> <td>1.5</td> <td>0</td> <td>2</td> </tr> </tbody> </table>	TACKLES	TFL	INT	PD	18	1.5	0	2	<p>LAST GAME: Had six stops (three solo), including career-high 1.5 TFLs, and broke up a pass, in start. NOTES: Has played in every game with three starts at rover ... 5th on team with 18 tackles ... SEC All-Freshman pick by ESPN.com last year ... Played in 12 games with nine starts at rover ... Finished 5th on the team with 61 tackles and had 6 PBUs, a sack and a fumble recovery.</p>
TACKLES	TFL	INT	PD								
18	1.5	0	2								
28 BCB		<p>MIKE HILTON 5-8 182 So. Fayetteville, Ga.</p> <table border="1"> <thead> <tr> <th>TACKLES</th> <th>TFL</th> <th>INT</th> <th>PD</th> </tr> </thead> <tbody> <tr> <td>20</td> <td>5.0</td> <td>0</td> <td>0</td> </tr> </tbody> </table>	TACKLES	TFL	INT	PD	20	5.0	0	0	<p>LAST GAME: Made four solo stops, including a TFL, in start. NOTES: Has played in and started every game (1 at huskie, 3 at corner) ... 4th on team with 20 tackles ... Leads team with 5.0 TFLs ... T-5th in SEC with 1.25 TFLs/game ... Registered 2.0 TFLs at Vanderbilt and at Texas ... Played in 12 games with five starts last year (4 at huskie, 1 at corner).</p>
TACKLES	TFL	INT	PD								
20	5.0	0	0								
97 P		<p>TYLER CAMPBELL 6-2 230 Sr. Little Rock, Ark.</p> <table border="1"> <thead> <tr> <th>PUNTS</th> <th>AVG</th> <th>LONG</th> <th>IN 20</th> </tr> </thead> <tbody> <tr> <td>15</td> <td>47.5</td> <td>75</td> <td>5</td> </tr> </tbody> </table>	PUNTS	AVG	LONG	IN 20	15	47.5	75	5	<p>LAST GAME: Punted six times for an average of 44.0 ypp ... Three landed inside the 20. NOTES: Ranks 3rd in SEC and 3rd nationally with 47.5 yards per punt ... Preseason All-SEC ... Has 57 career punts inside the 20 ... Career-long 75-yard punt at Texas ... Two-time AP All-SEC honoree who elected to redshirt in 2012 ... 2010 NCAA punting champion (46.4 ypp).</p>
PUNTS	AVG	LONG	IN 20								
15	47.5	75	5								

OLE MISS BY THE NUMBERS

- 95 million - Dollars Raised by Forward Together Campaign
- 810,000 - Fans at Ole Miss sporting events in 2012
- 60,580 - Vaught-Hemingway Stadium Capacity
- 50,386 - Season Tickets Sold in 2013 (School Record)
- 631 - All-Time Victories
- 279 - Pro Draft Picks
- 246 - Weeks Ranked in the AP Poll
- 220 - Television Appearances
- 208 - Shutouts in Ole Miss History
- 54 - First Team All-Americans
- 34 - Bowl Appearances (T-19th All-Time)
- 24 - Academic All-Americans
- 22 - Bowl Wins (T-10th All-Time)
- 19 - NFL First Round Picks
- 12 - Overtime Games
- 10 - College Football Hall of Fame Inductees
- 8 - Sugar Bowl Appearances (4th All-Time)
- 6 - Heisman Trophy Finalists
- 6 - SEC Championships
- 4 - Rhodes Scholars
- 3 - National Championships
- 1 - Highest Ranking in AP Poll

QUICK FACTS

School: Ole Miss (University of Mississippi)
Location: Oxford, Miss.
Founded: November 6, 1848
Enrollment: 22,286
Chancellor: Dr. Daniel W. Jones (Miss. College, 1971)
Athletics Director: Ross Bjork (Emporia State, 1995)
Game Operations Director: Brian Russell
Athletics Department Phone: (662) 915-7241
University Website: www.OleMiss.edu
Athletics Website: www.OleMissSports.com
Gameday/Ticketing Website: www.OleMissFB.com
Conference: Southeastern (Western Division)
Nickname: Rebels
Colors: Cardinal Red (PMS 186) and Navy Blue (PMS 2767)
Stadium: Vaught-Hemingway Stadium/Hollingsworth Field
Capacity: 60,580
Playing Surface: FieldTurf
First Year of Football: 1893
Number of Years Playing Football: 119
All-Time Overall Record: 631-493-35
All-Time Bowl Record : 22-12

OLE MISS HEAD COACH HUGH FREEZE

Hugh Freeze (Southern Miss, 1992) is in his second season at the Ole Miss helm. After leading the Rebels to their second straight 3-1 start, he now boasts a 10-7 mark in Oxford and a career record of 40-14. His first year as head coach in Oxford saw him reverse the team's fortunes with a 7-6 record and a bowl win over Pittsburgh in the BBVA Compass Bowl. He followed that up with a signing class that rated top five in the nation. Expectations are soaring for Rebel Nation thanks to Freeze, who was named the University's 37th head football coach on Dec. 5, 2011. He came to Oxford after serving one year as head coach at Arkansas State, leading the Red Wolves to a 10-2 season and the 2011 Sun Belt Conference title, while Freeze was tabbed Sun Belt Coach of the Year. It is his second stint at Ole Miss, as he was a member of the Rebel coaching staff from 2005-07, including the final two seasons as an assistant coach and recruiting coordinator with two of the top classes in UM history.

AUBURN HEAD COACH GUS MALZAHN

Gus Malzahn (Henderson State, 1990) is in his first season as the Auburn head coach, leading the Tigers to a 3-1 start after Auburn had a 3-9 record last season. Malzahn was the head coach at Arkansas State last year in his first Division I head coaching stop and directed the Red Wolves to a 9-3 mark and a Sun Belt Conference title. Malzahn was the Broyles Award winner (nation's top assistant coach) when he was offensive coordinator for Auburn's national championship team in 2010. He has also served as offensive coordinator at Tulsa and Arkansas since joining the college ranks after a decorated high school coaching career in Arkansas.

AUBURN SCOUTING REPORT

After winning just three games all of last season, Auburn is off to a 3-1 start this year. The Tigers' only loss was in their last game at top-10 ranked LSU. Led by first-year head coach Gus Malzahn, Auburn is vastly improved on offense, including a rushing attack that ranks third in the SEC with 232.2 yard per outing. RB Tre Mason leads the ground game with 84.5 ypg (10th in SEC) and four touchdowns. Corey Grant adds 59.8 rushing ypg (15th in SEC). First-year QB Nick Marshall, a former cornerback at Georgia, is 60-of-103 for 809 yards, with four TDs and four interceptions. He also has rushed for 148 yards.

2013 Auburn Schedule		Result/Time (CT)			
Aug. 31	WASHINGTON STATE	W, 31-24	Oct. 26	FLORIDA ATLANTIC	TBA
Sept. 7	ARKANSAS STATE	W, 38-9	Nov. 2	at Arkansas*	TBA
Sept. 14	MISSISSIPPI STATE*	W, 24-20	Nov. 9	at Tennessee*	TBA
Sept. 21	at LSU*	L, 21-35	Nov. 16	GEORGIA*	TBA
Oct. 5	OLE MISS*	6 P.M.	Nov. 30	ALABAMA*	TBA
Oct. 12	WESTERN CAROLINA	1 P.M.	* SEC game		
Oct. 19	at Texas A&M*	TBA	HOME GAMES IN CAPS		

ALABAMA REBELS

The Ole Miss roster features 13 players from the neighboring state of Alabama: WR/DB **Cody Core** (Auburn), CB **Carlos Davis** (Birmingham), LB **Luke Davis** (Trussville), S **Trae Elston** (Oxford), OL **Austin Golson** (Prattville), OL **Chase Hughes** (Springville), OL **Patrick Junen** (Huntsville), WR **Collins Moore** (Madison), K **Andy Pappanastos** (Montgomery), DE/LB **D.T. Shackelford** (Decatur), LB **John-Patrick Sherling** (Fairhope), LB **Ray Ray Smith** (Florence), DE **John Youngblood** (Trussville).

OLE MISS REBELS STYLE GUIDE

NAME

Ole Miss (preferred)
 University of Mississippi
~~Mississippi~~

NICKNAME

Rebels

LOGO



COLORS

Cardinal Red (PMS 186)
 Navy Blue (PMS 2767)

MASCOT



Rebel

REBEL-TIGER CONNECTIONS

- Ole Miss DB/WR **Cody Core** returns to his hometown this week where he played at Auburn HS.
- Ole Miss DE **John Youngblood** and LB **Luke Davis** were teammates with Alabama FB Patrick Young at Hewitt-Trussville HS in Trussville, Ala.
- Auburn OL Deon Mix was high school teammates with Ole Miss' **Tony Conner, Issac Gross, Nicholasx Parker** and **Temario Strong** at South Panola HS in Batesville, Miss.
- Ole Miss TE **Jack Nuismer** and Auburn TE Wirth Campbell were teammates at Ensworth HS in Nashville, Tenn.
- Ole Miss head coach **Hugh Freeze** and Auburn head coach Gus Malzahn were successive Sun Belt Champion head coaches at Arkansas State in 2011 and 2012, respectively.
- Ole Miss co-offensive coordinator/QBs coach **Dan Werner** was an offensive consultant for then-Auburn head coach Tommy Tuberville in 1999.

REBELS IN THE POLLS

- Ole Miss is ranked for the fourth straight week, coming in at No. 24 in the AP poll ... The Rebels are receiving the 26th-most votes in the USA Today Coaches' poll.
- This is the most consecutive weeks of being nationally ranked since the Rebels were ranked six straight weeks to start the 2009 season.

ROAD WARRIORS

- Saturday is the Rebels' fourth road game out of the first five contests of the season ... The Rebels are 2-1 through the first three road outings.
- Ole Miss won its first two road games of the year (Vanderbilt, Texas) for the first time since 1999, when the Rebels won at Memphis (3-0) and Auburn (24-17).
- Before this year, the last time Ole Miss played back-to-back games in the state of Alabama was 1932 (vs. Alabama in Tuscaloosa, vs. Auburn in Montgomery).

GREAT SCOTT

Senior RB **Jeff Scott** has made a huge impact in the backfield and on special teams through the first four games.

- Scott currently ranks ninth in the SEC in rushing (89.5 ypg) and sixth in all-purpose yards (124.8 ypg).
- Among the league's top 15 rushers, his 8.3 yards-per-carry ranks third.
- If he had enough punt returns to qualify, he would lead the league with his 23.2-yard return average.
- Scott ripped the Texas Longhorns for a career-high 164 rushing yards and a career-high 243 all-purpose yards ... He also returned a punt 73 yards for a touchdown and was named SEC Special Teams Player of the Week.
- He has tied or broken a career high in rushing yardage twice this season (138 at Vanderbilt, 164 at Texas).
- His sensational 75-yard touchdown sprint won the Vanderbilt game with 1:07 left in the fourth quarter.
- His 73-yard punt return is the longest by an SEC player this year, his 75-yard run is tied for the longest and his 164 rush yards are the 6th-most by an SEC player this season.

LANDSHARK

At Ole Miss, "Landshark" is a term adopted by the Rebel football team's defensive unit. As part of that identity, defensive players will celebrate big plays by putting a hand to their forehead in the shape of a shark fin. A battle cry of "fins up" also contributes to the players' persona.

With the popularity of both the players and the "Landshark" celebration, Ole Miss student-athletes from other sports have even performed the hand gesture as a tribute to their fellow Rebels on the football team.

Roots of the "Landshark" at Ole Miss date back to 2008. After four straight losing seasons, the Rebel football team returned to national prominence with a 9-4 record and a victory over 7th-ranked Texas Tech in the Cotton Bowl. Leading the charge was a defensive squad that ranked fourth in the nation in rushing defense and included All-Americans Peria Jerry and Greg Hardy and eventual All-SEC standout Jerrell Powe.

The term "Landshark" originated that season from senior linebacker Tony Fein, an Army veteran who served a one-year tour in the Iraq War before arriving in Oxford. A two-year letterman after transferring from Scottsdale (Ariz.) Community College, Fein was the 2008 recipient of the Pat Tillman Award by the Military Order of the Purple Heart. Fein passed away in October 2009, but his legacy at Ole Miss continues through the "Landshark."

HOTTY TODDY

The popular Ole Miss cheer goes like this:

*Are You Ready?
Hell Yeah! Damn Right!
Hotty Toddy, Gosh Almighty,
Who The Hell Are We? Hey!
Flim Flam, Bim Bam
Ole Miss By Damn!*

2013 IN-SEASON HONORS

SERDERIUS BRYANT | LB

- Week 3 National LB of the Week - HM (CFPA)

TYLER CAMPBELL | P

- Week 2 National Punter of the Week - HM (CFPA)
- Week 3 National Punter of the Week - HM (CFPA)

EVAN ENGRAM | TE

- Week 2 National TE of the Week - HM (CFPA)

C.J. JOHNSON | DE

- Week 3 National DL of the Week - HM (CFPA)

ANDREW RITTER | K

- Week 1 National Specialist of the Week - HM (CFPA)
- Week 3 National Specialist of the Week - HM (CFPA)

JEFF SCOTT | RB

- Paul Hornung Award Watch List
- Week 1 National RB of the Week - HM (CFPA)
- Week 3 SEC Special Teams Player of the Week
- Week 3 National Punt Returner of the Week (CFPA)
- Week 3 Paul Hornung Award Honor Roll

LAQUON TREADWELL | WR

- Week 1 SEC Freshman of the Week

OLE MISS IN THE POLLS

ASSOCIATED PRESS

1 Alabama (55)	1495
2 Oregon (5)	1422
3 Clemson	1354
4 Ohio State	1305
5 Stanford	1280
6 Georgia	1171
7 Louisville	1091
8 Florida State	1069
9 Texas A&M	1012
10 LSU	979
11 Oklahoma	838
12 UCLA	834
13 South Carolina	812
14 Miami (FL)	753
15 Washington	665
16 Northwestern	550
17 Baylor	536
18 Florida	481
19 Michigan	471
20 Texas Tech	264
21 Oklahoma State	230
22 Arizona State	192
23 Fresno State	187
24 Ole Miss	132
25 Maryland	119

USA TODAY COACHES

1 Alabama (59)	1546
2 Oregon (2)	1479
3 Ohio State	1397
4 Clemson (1)	1352
5 Stanford	1325
6 Georgia	1148
7 Louisville	1147
8 Florida State	1129
9 Texas A&M	1072
10 Oklahoma	964
11 LSU	931
12 South Carolina	860
13 UCLA	812
14 Miami (FL)	727
15 Northwestern	620
16 Baylor	573
17 Michigan	546
18 Washington	545
19 Florida	515
20 Oklahoma State	330
21 Fresno State	270
22 Texas Tech	231
23 Northern Illinois	131
24 Arizona State	118
25 Nebraska	71

RV: Northern Illinois 104, Virginia Tech 49, Wisconsin 46, Nebraska 20, Missouri 14, Notre Dame 12, UCF 6, Michigan State 5, Rutgers 2

RV: **Ole Miss 69**, Virginia Tech 54, Wisconsin 47, Maryland 45, Notre Dame 29, Missouri 21, UCF 15, Michigan State 10, Rutgers 9, Oregon State 7, Utah 1, Arizona 1, Cincinnati 1, East Carolina 1, Iowa 1

OLE MISS SETS RECORD FOR SEASON TICKET SALES

Ole Miss has achieved its goal of selling out of football season tickets with a school-record 50,386, which tops the previous highs of 50,009 in 2009 and 48,180 in 2004. A limited number of individual game tickets still remain for the Idaho, Arkansas, Troy and Missouri games. Fans are encouraged to act quickly by visiting the OleMissSports.com ticket site or calling 888-REB-TKTS.

IMPACT FRESHMEN

- Ole Miss has played 12 true freshmen this season, which is tied for eighth-most among Division I FBS teams.
- Five true freshmen have started at least one game so far (DB **Tony Conner**, TE **Evan Ingram**, DE/DT **Robert Nkemdiche**, WR **Laquon Treadwell**, OT **Laremy Tunsil**).
- In the SEC stats, Treadwell leads all freshmen with 5.0 catches/game (T-7th overall).
- Treadwell is second and Ingram third among SEC frosh with 51.3 and 47.3 receiving ypg, respectively.
- Conner is second among SEC frosh with 21 total tackles.
- Nkemdiche is T-2nd among SEC frosh with 4.0 TFLs.
- Treadwell, who has started all four games, debuted with a nine-catch, 82-yard performance as a starter at Vanderbilt and was named SEC Freshman of the Week. He set an Ole Miss freshman record with those nine catches, which was the most in a game by any Rebel since Mike Espy against Auburn in 2005.
- Conner snagged an interception on his very first career defensive snap at Vanderbilt and then started the next three games at huskie. He is third on the team with 21 tackles.

REBELS AMONG BEST IN SCHOOL HISTORY

- Several current Rebels are moving up the career statistical charts and rank among the best in school history:
- Jeff Scott** ranks 4th in school history in career all-purpose yards (3,465), T-4th in 100-yard rushing games (9), 6th in rushing yards (2,162), 9th in rushing touchdowns (17) and T-10th in total touchdowns (20) ... At Alabama, he passed BenJarvus Green-Ellis and Leon Perry on the career rushing chart.
 - Bo Wallace** ranks 8th in school history in passing yards (3,801) and T-7th in career passing TDs (26) ... At Alabama, he passed Russ Shows and Josh Nelson in passing yardage and is now immediately below Archie Manning (4,753) on the all-time Rebel list.
 - Donte Moncrief** ranks 12th in school history in career receiving yards (1,666), T-3rd in receiving TDs (16) and T-4th in 100-yard receiving games (4).

SHACK IS BACK

Senior DE/LB **D.T. Shackelford**, who missed all of the 2011 and 2012 seasons with knee injuries, made his return to the field in Nashville and has played in each game this season at both defensive end and linebacker. A vocal team leader, Shackelford is on watch lists for the Butkus Award and Lott IMPACT Trophy and has also been honored for his work in the community, including being the Ole Miss nominee for the 2013 AFCA Good Works Team.

FIRST-TIME STARTERS

- Six Rebels made their first career start at Vanderbilt: (Offense) **Jordan Holder** (WR), **Laquon Treadwell** (WR), **Justin Bell** (OG); (Defense) **Woodrow Hamilton** (NT), **Robert Nkemdiche** (DE), **Quintavius Burdette** (CB).
- Two Rebels made their first career start vs. SEMO: (Offense) **Quincy Adebeyejo** (WR); (Defense) **Tony Conner** (DB).
- One Rebel made his first career start at Texas: (Offense) **Laremy Tunsil** (LT).
- One Rebel made his first career start at Alabama (Offense) **Jaylen Walton** (RB).

DEBUTS

Twenty-two Rebels have made their debut this year: **Quincy Adebeyejo** (WR), **Ontario Berry** (DB), **Matt Brown** (TE), **Tony Conner** (DB), **Robert Conyers** (OL), **Mark Dodson** (RB), **Evan Ingram** (TE), **Austin Golson** (OL), **Bobby Hill** (CB), **Lavon Hooks** (DT), **Derrick Jones** (DB), **David Kamara** (DB), **Kailo Moore** (RB), **Robert Nkemdiche** (DE), **Jimmy Potepa** (RB), **Robert Ratliff** (QB), **Temario Strong** (LB), **Walker Sturgeon** (DE), **Laquon Treadwell** (WR), **Laremy Tunsil** (OL), **John Youngblood** (DE), **Taz Zettergren** (TE).

ODDS AND ENDS

- Ole Miss has a 3-1 record for the second straight year and is looking to start 4-1 for the first time since 2002.
- Ole Miss' loss at Alabama snapped a five-game win streak, which was the team's longest since stringing together eight straight between the 2008 and 2009 campaigns.
- The Rebels' 20 penalties are third-fewest among SEC teams, and the Rebels rank fifth in the league with just 41.8 penalty yards per outing.
- Ole Miss is 5-2 under head coach **Hugh Freeze** when leading at the half.

REBELS IN THE SEC & NCAA

Ole Miss ranks highly among its SEC and NCAA counterparts in several stat categories:

Category	Stat (Avg)	SEC	NCAA
Total Defense	358.0	6	42
Pass Defense	208.8	5	45
Net Punting	42.2	2	10
Punt Return	23.2	1	5
3rd-Down Conv. %	45.5	6	47
First Downs	23.0	t5	—
Penalties	20	t3	t33
Penalty Yards	41.8	5	t34
J. Scott, rushing	89.5	9	40
J. Scott, all-purpose	124.8	6	55
Wallace, passing	201.8	8	68
Wallace, total offense	233.0	7	57
Wallace, pts resp. for	11.0	8	71
Treadwell, receptions	5.0	t7	t77
Moncrief, receptions	4.2	t12	t128
Moncrief, rec. yds	58.2	12	122
Campbell, punting	47.5	3	3
Bryant, tackles	11.7	1	7
Bryant, TFLs	1.33	4	t43
Hilton, TFLs	1.25	t5	t52
Prewitt, passes def.	1.75	t1	t7
Prewitt, interceptions	0.75	t1	t5
Ward, fumbles forced	0.5	t1	t10

- Four of the Rebels' first five games are on the road, while six of the last seven are at home.
- Ole Miss will not leave the state of Mississippi again after the Auburn game.
- Ole Miss has never faced Southeast Missouri, Idaho or Troy before this season.
- The Rebels entered this season with 19 of 22 starters returning a combined 400 career starts (187 offense, 178 defense, 35 punter/kicker), which is third-most in Division I FBS behind Georgia Tech (426) and Texas (406).

OFFENSIVE NOTES

- Ole Miss ranks 8th in the SEC (57th in the nation) in total offense (418.8 ypg) and 10th in the SEC (48th nationally) in rushing offense (199.0 ypg).
- The Rebels rank 6th in the SEC (47th in the country) in third-down conversion percentage (45.5).
- Senior RB **Jeff Scott** ranks 9th in the SEC (40th nationally) in rushing (89.5 ypg) and 6th in the league in all-purpose yards (124.8 ypg).
- Junior QB **Bo Wallace** ranks 8th in the league in passing (201.8 ypg), 7th in total offense (233.0 ypg) and 8th in points responsible for (11.0/game).
- Wallace, who threw 17 interceptions last year, has not been picked off through four games this season.
- Senior QB **Barry Brunetti** rushed for a career-high 111 yards against SEMO and shares the team lead with three rushing TDs this year, which equals his total from all of last season.
- Freshman WR **Laquon Treadwell** set an Ole Miss freshman record with nine catches for 82 yards in his debut at Vanderbilt ... He is T-7th in the SEC with 5.0 catches per outing, which tops all freshmen.

DEFENSIVE NOTES

- Ole Miss ranks 6th in the SEC (42nd nationally) in total defense (358.0 ypg) and 5th in the SEC (45th nationally) in pass defense (208.8 ypg).
- The Rebels have racked up 16 TFLs in the last two games (9 at Texas, 7 at Alabama).
- Junior LB **Serderius Bryant** leads all SEC players with 11.7 tackles/game, which ranks seventh nationally ... He is 4th in the SEC with 1.33 TFLs/game ... His career-high 15 tackles vs. SEMO are tied for the 2nd-most in a game by an SEC player this year.
- Junior FS **Cody Prewitt** is tied for the SEC lead with 0.75 interceptions/game and 1.75 passes defended/game ... He ranks fifth nationally in interceptions and seventh in passes defended.
- Sophomore DB **Mike Hilton** is T-5th in the SEC with 1.25 TFLs/game.
- Sophomore DE **Channing Ward** has forced two fumbles this year, which is tied for the most by an SEC player and T-10th nationally.

SPECIAL TEAMS NOTES

- Ole Miss leads the SEC and ranks 5th nationally in punt return average (23.2), while the Rebels are 2nd in the SEC and 10th nationally in net punting (42.2).
- Senior RB **Jeff Scott** would lead the SEC in punt return average (23.2) if he had enough attempts to qualify.
- Scott's 73-yard punt return at Texas was the first Rebel punt return TD since Nick Brassell vs. Georgia in 2011.
- Senior P **Tyler Campbell** ranks 3rd in the SEC and 3rd nationally in punting (47.5 ypp).

CAREER STARTS BY POSITION

OFFENSE		DEFENSE		
	Adeboyejo (1)		OLB	SS/ROVER
QB	LT	DE	D. Nkemdiche (14)	Elston (12)
Wallace (17)	McCray (16)	Johnson (17)	Bryant (6)	Prewitt (4)
Brunetti (2)	Tunsil (1)	Whigham (12)	Lewis (2)	Sawyer (3)
		Shackelford (5)	Shackelford (1)	C. Brown (2)
		R. Nkemdiche (3)		
RB	LG	DT/NT	FS	CB
J. Scott (28)	Morris (20)	Bennett (15)	Prewitt (17)	Sawyer (16)
Walton (1)	Junen (11)	Gross (8)	Sawyer (10)	Golson (13)
	Bell (3)	C. Martin (5)		Hilton (4)
TE	C	R. Nkemdiche (1)	DB	D. Collins (2)
Ingram (2)	Swindall (26)		D. Collins (5)	Coleman (2)
			Hilton (5)	Burdette (1)
WR	RG	MLB	Conner (3)	
Moncrief (28)	Duke (8)	Marry (26)	Lewis (1)	
Logan (17)	Bell (1)		Mathews (1)	
Sanders (13)				
Treadwell (4)	RT			
Neat (4)	Burton (17)			
C. Moore (3)				
Holder (1)				

MOST GAMES PLAYED

- 41 Ja-Mes Logan
- 40 Andrew Ritter
- 39 Tyler Campbell, Mike Marry, Charles Sawyer
- 38 Patrick Junen, Jared Duke

CONSECUTIVE GAMES PLAYED

- 41 Ja-Mes Logan
- 38 Jared Duke

MOST STARTS

- 29 Charles Sawyer
- 28 Jeff Scott, Donte Moncrief
- 26 Evan Swindall, Mike Marry
- 21 Cody Prewitt
- 20 Aaron Morris
- 17 Ja-Mes Logan, Pierce Burton, Bo Wallace, C.J. Johnson

CONSECUTIVE STARTS

- 24 Evan Swindall
- 21 Cody Prewitt
- 17 Pierce Burton, Bo Wallace

2013 GAME CAPTAINS

- VU: Campbell (P), Marry (LB), McCray (OL)
- SEMO: Marry (LB), McCray (OL), Ritter (K)
- TEX: Campbell (P), Marry (LB), McCray (OL)
- ALA: Campbell (P), Marry (LB), McCray (OL), Ritter (K)
- AUB:
- TAMU:
- LSU:
- IDAHO:
- ARK:
- TROY:
- MIZZ:
- MSU:

2013 COIN TOSSES

	Coin Toss	Game Result
VU:	Won	W, 39-34
SEMO:	Lost	W, 31-13
TEX:	Won	W, 44-23
ALA:	Won	L, 0-25
AUB:		
TAMU:		
LSU:		
IDAHO:		
ARK:		
TROY:		
MIZZ:		
MSU:		

- Senior K **Andrew Ritter** has recorded 15 touchbacks on 22 kickoffs.
- Ole Miss gained a first down off a fake punt when freshman DE **Robert Nkemdiche** took a direct snap for an 11-yard gain in the second quarter at Vandy ... It was the first Ole Miss fake punt for a first down since 2009 vs. Mississippi State, and it was Nkemdiche's first career rush attempt.

OLE MISS IN THE NFL

Ole Miss has a huge presence in the league again this year with 22 players on NFL rosters. Among them are 2008 and 2012 Super Bowl MVP Eli Manning and six-time Pro Bowl LB Patrick Willis.

SUNDAY HIGHLIGHT (9/29): Dexter McCluster caught five passes for 48 yards and ran back a punt for a sensational 89-yard TD in the Chiefs' 31-7 win over the New York Giants.

- BRANDON BOLDEN | RB | New England Patriots
- BENJARVUS GREEN-ELLIS | RB | Cincinnati Bengals
- GREG HARDY | DE | Carolina Panthers
- JOHN JERRY | OG | Miami Dolphins
- PERIA JERRY | DT | Atlanta Falcons
- RISHAW JOHNSON | OG | Kansas City Chiefs
- KENDRICK LEWIS | S | Kansas City Chiefs
- ELI MANNING | QB | New York Giants
- BOBBY MASSIE | OT | Arizona Cardinals
- TRUMAINE MCBRIDE | CB | New York Giants
- DEXTER MCCLUSTER | WR | Kansas City Chiefs
- MICHAEL OHER | OT | Baltimore Ravens
- ASHLEE PALMER | LB | Detroit Lions
- JERMEY PARNELL | OT | Dallas Cowboys
- GERALD RIVERS | DE | St. Louis Rams
- JAMARCA SANFORD | S | Minnesota Vikings
- BRADLEY SOWELL | OL | Arizona Cardinals
- CHRIS SPENCER | OL | Tennessee Titans
- MICHEAL SPURLOCK | WR | Detroit Lions
- CASSIUS VAUGHN | CB | Indianapolis Colts
- MIKE WALLACE | WR | Miami Dolphins
- PATRICK WILLIS | LB | San Francisco 49ers

OLE MISS RANKINGS

- The University of Mississippi**
- No. 1 Most Beautiful Campus (Newsweek)
 - Top 20 Best Buy Colleges (Forbes)
 - Top 10 Safest Campuses in the Nation (CollegeSafe.com)
 - Top 3 Honors College (Reader's Digest)
 - Top 10 Accountancy School (Public Accounting Report)
 - Top 5 Law School for value & job placement (National Jurist)

- Tailgating in The Grove**
- Nation's No. 1 Tailgating School (Sports Illustrated)
 - "Top Tailgating Spot" (Tailgater Monthly)
 - "The Holy Grail of tailgating sites" (The Sporting News)
 - "The mother and mistress of outdoor ritual mayhem" (New York Times)
 - "The mecca of tailgating in American sports" (Columbia Missourian)
 - "In Oxford lies the most magical place on all of God's green, football-playing Earth: the Grove." (SI on Campus)

OXFORD, MS RANKINGS

- No. 2 College Town in America (Livability.com)
- Top 6 College Towns in America (USA Today)
- Top 10 Coolest College Towns in America (Travel & Leisure)
- No. 15 Fastest-Growing Small Town (Forbes)
- Top 20 Best Small Towns in America (Smithsonian)
- 100 Best Small Towns (USA Today)
- Top 100 Places to Live (Money Magazine)

CLIMBING THE RECORD BOOKS

Current Rebels are moving up the school record books in the following categories:

CAREER TOUCHDOWNS

Player, Position, Years	No.
Deuce McAllister, RB, 1997-2000	41
Brandon Bolden, RB, 2008-11	33
Joe Gunn, RB, 1998-2001	26
Chris Collins, WR, 2000-03	25
Archie Manning, QB, 1968-70	25
Randy Baldwin, HB, 1989-90	23
Dexter McCluster, RB-WR, 2006-09	22
John Fourcade, QB, 1978-81	22
Kayo Dottley, FB, 1947-50	22
Jeff Scott, RB, 2010-pres.	20

CAREER RUSHING YARDS

Player, Position, Years	Yards
Deuce McAllister, RB, 1997-2000	3060
Joe Gunn, RB, 1998-2001	2749
Kayo Dottley, FB, 1947-50	2654
Brandon Bolden, RB, 2008-11	2604
Dou Innocent, FB-RB, 1991-92, 1994-95	2322
Jeff Scott, RB, 2010-pres.	2162

CAREER 100-YARD RUSHING GAMES

Player, Years	No.
Deuce McAllister, 1997-2000	14
Joe Gunn, 1998-2001	12
Dou Innocent, 1991-92, 1994-95	10
Jeff Scott, 2010-pres.	9
BenJarvus Green-Ellis, 2006-07	9
John Avery, 1996-97	9
Kayo Dottley, 1947-50	9

CAREER RUSHING TOUCHDOWNS

Player, Years	No.
Deuce McAllister, 1997-2000	37
Brandon Bolden, 2008-11	27
John Fourcade, 1978-81	22
Joe Gunn, 1998-2001	22
Kayo Dottley, 1947-50	21
Randy Baldwin, 1989-90	20
Merle Hapes, 1939-41	19
Leon Perry, 1976-79	18
Jeff Scott, 2010-pres.	17
Stephen Ainsworth, 1970-72	17

CAREER ALL-PURPOSE YARDS

Player, Years	Yards
Deuce McAllister, 1997-2000	4889
Dexter McCluster, 2006-09	4089
Brandon Bolden, 2008-11	3681
Jeff Scott, 2010-pres.	3465

CAREER PASSING YARDS

Player, Years	Yards
Eli Manning, 2000-03	10,119
Romaro Miller, 1997-2000	6311
Kent Austin, 1981-85	6184
John Fourcade, 1978-81	5412
Jevan Snead, 2008-09	5394
Mark Young, 1985-88	4971
Archie Manning, 1968-70	4753
Bo Wallace, 2012-pres.	3801

CAREER PASSING TOUCHDOWNS

Player, Years	No.
Eli Manning, 2000-03	81
Jevan Snead, 2008-09	46
Romaro Miller, 1997-2000	43
Archie Manning, 1968-70	31
Kent Austin, 1981-85	31
Mark Young, 1985-88	31
Bo Wallace, 2012-pres.	26
Charlie Conerly, 1942, 1946-47	26

CAREER 200-YARD PASSING GAMES

Player, Years	No.
Eli Manning, 2000-03	32
Romaro Miller, 1997-2000	19
Jevan Snead, 2008-09	14
Kent Austin, 1981-85	11
Stewart Patridge, 1994; 96-97	10
Bo Wallace, 2012	8
Josh Nelson, 1994-95	8

CAREER 300-YARD PASSING GAMES

Player, Years	No.
Eli Manning, 2000-03	10
Bo Wallace, 2012	3
Romaro Miller, 1997-2000	3
Stewart Patridge, 1994; 96-97	3
Archie Manning, 1968-70	3

CAREER RECEIVING YARDS

Player, Years	Yards
Shay Hodge, 2006-09	2,646
Chris Collins, 2000-03	2,621
Willie Green, 1986-89	2,274
Grant Heard, 1996-2000	2,029
J.R. Ambrose, 1984-87	2,012
Mike Wallace, 2005-08	1,910
Cory Peterson, 1996-99	1,842
Bill Flowers, 2001-04	1,795
Mike Espy, 2002-05	1,779
Michael Harmon, 1979-82	1,760
Floyd Franks, 1968-70	1,707
Donte Moncrief, 2011-pres.	1,666

CAREER RECEIVING TOUCHDOWNS

Player, Years	No.
Chris Collins, 2000-03	24
Shay Hodge, 2006-09	22
Donte Moncrief, 2011-pres.	16
Grant Heard, 1996-2000	16

CAREER 100-YARD RECEIVING GAMES

Player, Years	No.
Chris Collins, 2000-03	11
Shay Hodge, 2006-09	6
Mike Wallace, 2005-08	6
Donte Moncrief, 2011-pres.	4
Floyd Franks, 1968-70	4

HONORING PARK STEVENS

Ole Miss players are wearing PS stickers on their helmets this season in honor of former teammate **Park Stevens**, who died in a car accident on July 3. Redshirt-freshman OL **Robert Conyers** changed his uniform number from 78 to Stevens' 75 to honor his friend and former roommate, and Stevens' memory will also be honored in a "Fallen Rebels" display in the IPF soon.

JEFF HERROD IS OLE MISS' SEC LEGEND

Jeff Herrod, the Rebels' leading linebacker from 1984-87, has been selected as Ole Miss' representative for the 2013 SEC Football Legends Class. During his four-year career at Ole Miss, Herrod became the school's all-time leader in tackles with 528, while also leading the Rebels in tackles all three years as a full-time starter. Herrod was named Defensive MVP in the 1987 Senior Bowl. He went on to play 11 years in the NFL and tally more than 1,300 tackles, playing 10 years with the Indianapolis Colts and one year with the Philadelphia Eagles.

GRADUATED REBELS

Thirteen Ole Miss football student-athletes have already received their undergraduate degrees, which is tied for the most among Division I FBS schools. They are TE **Justin Bigham** (B.S. in Exercise Science), P **Tyler Campbell** (B.B.A. in Managerial Finance), P **Chris Conley** (B.B.A. in Management), WR **Terrell Grant** (B.S. in Integrated Marketing Communications), WR **Ja-Mes Logan** (B.S. in Criminal Justice), OL **Emmanuel McCray** (B.S. in Exercise Science), WR **Korvic Neat** (B.S. in General Studies), TE **Jack Nuismer** (B.A. in Economics), QB **Robert Ratliff** (B.B.A. in Managerial Finance), K **Andrew Ritter** (B.B.A. in Managerial Finance), DB **Charles Sawyer** (B.B.A. in Management), LB **D.T. Shackelford** (B.A. in History) and C **Evan Swindall** (B.B.A. in Management).

CHUCKY MULLINS COURAGE AWARD

In the spring, senior LB **Mike Marry** was selected as the 2013 recipient of the Chucky Mullins Courage Award, which goes to a defensive player each year. The award, sponsored by Phi Beta Sigma fraternity, honors the late Chucky Mullins, who had his Ole Miss career come to an end during the 1989 Homecoming game against Vanderbilt when he was paralyzed after making a tackle. After returning to his studies at Ole Miss, Mullins passed away on May 6, 1991. Marry will wear the No. 38 jersey in Mullins' honor this season.

PRACTICE FACILITY RE-NAMED THE "MANNING CENTER"

Previously known as the Indoor Practice Facility, Ole Miss announced on Friday, Sept. 6, that the newly renovated home of Ole Miss Football will now be known as the Olivia and Archie Manning Athletics Performance Center. The announcement was made at the premiere of the ESPN Films documentary, The Book of Manning, at the Gertrude C. Ford Center for the Performing Arts on the Ole Miss campus. The renovation and expansion of the Manning Center has been made possible by gifts to the Forward Together Campaign. In partnership with Ole Miss Athletics, the Manning family and the family of Billy Van Devender made significant contributions to the campaign in order to honor Olivia and Archie Manning in this special way.

FACILITY IMPROVEMENTS

As part of the Forward Together capital campaign, the Ole Miss football facilities are being enhanced in a number of ways this season. Among the improvements are a renovated and expanded locker room and team lounge, a new dining facility and nutrition center, expanded weight room, a new head coaching suite, a new state-of-the-art team meeting room, a new halftime locker room in Vaught-Hemingway Stadium, a new brick facade along the stadium sidelines, new field-level chair back seating and two new on-field suites in the SE and NW corners of the stadium.

2014 SCHEDULE ANNOUNCED

The complete 2014 Ole Miss football schedule was announced recently. The season will begin Thursday, Aug. 28, against Boise State in Atlanta's Georgia Dome.

2014 Schedule

Aug. 28	vs. Boise State (Atlanta)	Oct. 25	at LSU*
Sept. 6	at Vanderbilt*	Nov. 1	AUBURN*
Sept. 13	LOUISIANA-LAFAYETTE	Nov. 8	PRESBYTERIAN
Sept. 20	OPEN	Nov. 15	OPEN
Sept. 27	MEMPHIS	Nov. 22	at Arkansas*
Oct. 4	ALABAMA*	Nov. 29	MISSISSIPPI STATE*
Oct. 11	at Texas A&M*		* SEC game
Oct. 18	TENNESSEE*		HOME GAMES IN CAPS

OLE MISS FOOTBALL TV/RADIO NETWORK

The Season: Ole Miss Football

Station	Times
Fox Sports South	Thursday 5 PM
CSS	Friday 3:30 PM
Cox Cable	Friday 10 PM
WCBI (Columbus)	Thursday 10 PM
WMDN (Meridian)	Friday 7 PM
WKFK (Coast)	Thursday 7:30 PM

Ole Miss Radio Network

City	Station (Frequency)
Amory*	WAMY-AM (1580 AM)
Brookhaven*	WBKN-FM (92.1 FM)
Collinsville	WZKR-FM (103.3 FM)
Columbus*	WNMQ-FM (103.1 FM)
Columbus	WJWF-AM (1480 AM)
Corinth*	WXRZ-FM (94.3 FM)
Greenwood*	WYMX-FM (99.1 FM)
Hattiesburg*	WFMM-FM (97.3 FM)
Hazlehurst*	WDXO-FM (92.9 FM)
Jackson*	WFMN-FM (97.3 FM)
Laurel*	WLAU-FM (99.3 FM)
Lexington, Tenn.	WZLT-FM (99.3 FM)
Louisville*	WLSM-FM (107.1 FM)
McComb*	WAZA-FM (107.7 FM)
Memphis, Tenn.*	WHBQ-AM (560 AM)
Memphis, Tenn.*	WPGF-LP (87.7 FM)
Meridian	WZKR-FM (103.3 FM)
Natchez*	WKSO-FM (97.3 FM)
Ocean Springs*	WOSM-FM (103.1 FM)
Oxford	WQLJ-FM (93.7 FM)
Oxford/Water Valley*	WTNM-FM (105.5 FM)
Philadelphia*	WHOC-AM (1490 AM)
Prentiss*	WJDR-FM (98.3 FM)
Starkville*	WSSO-AM (1230 AM)
Tupelo*	WWMR-FM (102.9 FM)
Vicksburg*	WVBG-AM (1420 AM)
Waynesboro	WABO-AM (990 AM)
Yazoo City*	WBYP-FM (107.1 FM)
Nationwide	Satellite (Sirius XM)
Worldwide*	OleMissSports.com

* Carries RebTalk live on Tuesdays, 7-8 p.m. CT

Affiliate list subject to change.

Broadcasts can be heard over the Internet through **OleMissSports.com's RebelVision.**

VANDERBILT NOTES

GENERAL: This was the 88th all-time between Ole Miss and Vanderbilt dating back to 1894 ... The Rebels now lead the series 48-38-2 and snapped Vanderbilt's three-game win streak in the series ... Ole Miss improved to 88-26-5 all-time in season openers and have won 15 of the last 18 ... The Rebels won their sixth straight season opener on the road ... The Rebels are now 31-46-3 all-time in SEC openers and snapped a nine-game losing skid in SEC openers.

OFFENSE: Senior QB **Barry Brunetti** scored the Rebels' first two TDs of the year on a pair of goalline QB runs ... Junior QB **Bo Wallace** tied a career high with 31 completions on 47 attempts for 283 yards ... Senior RB **Jeff Scott** posted his eighth career 100-yard game with a career high-tying 138 yards on 12 carries, including a sensational 75-yard sprint for the winning touchdown with 1:07 left in the game ... Freshman WR **Laquon Treadwell** showed why he was the nation's top-rated high school receiver last year with an Ole Miss freshman record of nine catches for 82 yards, the most catches by a Rebel since Mike Espy had nine against Auburn in 2005 ... Freshman TE **Evan Ingram** had a strong college debut with five catches for 61 yards.

DEFENSE: Freshman DB **Tony Conner** intercepted a pass on his first career defensive play ... Senior DE/LB **D.T. Shackelford** made his return from a two-year absence (knee injuries) and had three total tackles (two solo) ... Junior FS **Cody Prewitt** led Ole Miss with eight tackles (seven solo) and sealed the win with an interception on Vanderbilt's drive in the final seconds of the game, his fourth career INT.

SPECIAL TEAMS: Senior K **Andrew Ritter** converted his first career FG attempt with a 30-yarder ... Ole Miss gained a first down off a fake punt when **Robert Nkemdiche** took a direct snap for an 11-yard gain ... It was the first Ole Miss fake punt for a first down since 2009 (vs. Mississippi State).

SOUTHEAST MISSOURI NOTES

GENERAL: This was the first all-time between Ole Miss and Southeast Missouri ... Attendance at Vaught-Hemingway Stadium was a sellout of 60,815 ... Ole Miss is now 96-17-5 in home openers and 73-10-4 in home openers played in Oxford ... Dating back to last season, this was Ole Miss' fourth straight win, their longest streak since eight straight from 2008-09 ... The Rebels' 31-point halftime lead was their largest since holding a 31-0 halftime lead over Mississippi State in 2008.

OFFENSE: Ole Miss scored on each of its first five possessions (1 FG, 4 TDs) of the game ... Senior RB **Jeff Scott** had four carries for 28 yards, pushing him past Dexter McCluster on the Ole Miss career rushing list with 1,970 yards ... Senior QB **Barry Brunetti's** four-yard rushing TD in the first quarter was his third of the season, matching his season total from a year ago ... Brunetti led the Rebels with a career-high 111 rushing yards ... Senior QB **Robert Ratliff** saw his first playing time in an Ole Miss uniform, going 3-5 for 24 yards ... Freshman TE **Evan Ingram** had two catches for 70 yards, including a 64-yard TD, the first score of his career ... Sophomore RB **Tavus Mathers** scored on a 10-yard rush in the second quarter on his second carry of the season.

DEFENSE: Junior LB **Serderius Bryant** led all player with a career-high 15 tackles, including a career-high eight solo tackles, while starting in place of injured **Denzel Nkemdiche** ... Sophomore DB **Chief Brown** had a fumble recovery, the second of his career ... Junior FS **Cody Prewitt**, who sealed the win at Vanderbilt last week with an interception in the final seconds of the game, made his second INT of the season and fifth of his career.

SPECIAL TEAMS: Senior P **Tyler Campbell** landed both of his punts inside the 20 and averaged 52.0 yards per punt with a long of 56.

TEXAS NOTES

GENERAL: This was the eighth all-time meeting between Ole Miss and Texas ... The Rebels won for the first time since the 1958 Sugar Bowl and cut the Longhorns' series lead to 6-2 ... The Rebels' 44 points were their most ever against the Longhorns ... Ole Miss now has a 13-11 all-time record against current members of the Big 12 Conference ... Attendance at DKR-Texas Memorial Stadium was 101,474, the third-largest in stadium history ... Ole Miss improved to 3-0 for the first time since the 1989 season ... **Jeff Scott** set a career high with 243 all-purpose yards, which is tied for the 10th-most in a game in school history.

OFFENSE: The Ole Miss offense eclipsed 250 rushing yards for the second straight game and has posted 200+ rushing yards in all three games ... Senior RB **Jeff Scott** rushed for a career-high 164 yards on 19 carries ... It was his ninth career 100-yard rushing game and second this year ... Scott moved into a tie for ninth place on the Rebels' all-time rushing TDs list with his 17th career rushing score ... Junior WR **Donte Moncrief** recorded his 16th career touchdown catch, tying him for third in Ole Miss history with his current position coach, Grant Heard.

DEFENSE: The Rebel "D" allowed UT to convert only 4-of-15 3rd-down attempts and 1-of-3 4th-down tries ... The defense produced a season-high nine tackles for loss ... Junior LB **Serderius Bryant** led the Rebels with 11 tackles (six solo), his second straight double-digit performance ... He also had a career-high 3.0 TFLs ... Sophomore S **Trae Elston** posted a season-high eight tackles (five solo) ... Junior DE **C.J. Johnson** had a career-high 3.0 TFLs and five total tackles.

SPECIAL TEAMS: Senior K **Andrew Ritter** made a career-long 52-yard field goal as time expired in the first half ... **Jeff Scott** returned a punt 73 yards for a TD, his second career punt return TD and the longest of his career ... It was the Rebels' first punt return TD since Nick Brassell vs. Georgia in 2011.

2013 PRESEASON HONORS

TYLER CAMPBELL | P

- All-SEC second team (coaches, Birmingham News)
- All-SEC third team (Athlon)
- CFPA Special Teams Trophy Watch List

TONY CONNER | DB

- Freshman All-America third team (Athlon)

ISSAC GROSS | DT

- All-SEC fourth team (Athlon)

C.J. JOHNSON | DE

- All-SEC second team (Birmingham News, Athlon)
- All-SEC third team (coaches, media, Lindy's)
- All-SEC fourth team (Phil Steele)
- CFPA Defensive Lineman Trophy Watch List

JA-MES LOGAN | WR

- All-SEC fourth team (Phil Steele)

MIKE MARRY | LB

- All-SEC fourth team (Phil Steele)

DONTE MONCRIEF | WR

- BILETNIKOFF AWARD WATCH LIST
- All-SEC second team (coaches, media, Phil Steele, Birmingham News, Athlon, Lindy's)
- All-SEC third team (College Sports Madness)
- CFPA Wide Receiver Trophy Watch List

AARON MORRIS | OG

- All-SEC second team (Athlon)
- All-SEC third team (coaches, Phil Steele)

DENZEL NKEMDICHE | LB

- LOMBARDI AWARD WATCH LIST
- NAGURSKI TROPHY WATCH LIST
- All-America fourth team (Phil Steele)
- All-SEC first team (coaches, media, Phil Steele, Birmingham News, Lindy's)
- All-SEC second team (Athlon, College Sports Madness)
- CFPA Linebacker Trophy Watch List

ROBERT NKEMDICHE | DE

- SEC Newcomer of the Year (Lindy's)
- SEC's Top Impact Frosh (Sporting News)
- SEC Freshman of the Year (College Sports Madness)
- Freshman All-America (ESPN.com)
- Freshman All-America first team (Athlon)
- All-SEC third team (Phil Steele, College Sports Madness)

CODY PREWITT | DB

- All-SEC third team (Athlon)

ANDREW RITTER | K

- CFPA Special Teams Trophy Watch List

CHARLES SAWYER | CB

- All-SEC second team (Birmingham News, Lindy's)
- All-SEC third team (coaches, media, College Sports Madness)

- All-SEC fourth team (Phil Steele, Athlon)

JEFF SCOTT | RB

- All-SEC third team (media, Lindy's, College Sports Madness)
- All-SEC fourth team (Phil Steele, Athlon)

D.T. SHACKELFORD | DE/LB

- BUTKUS AWARD WATCH LIST
- LOTT IMPACT TROPHY WATCH LIST

EVAN SWINDALL | C

- RIMINGTON TROPHY WATCH LIST

LAQUON TREADWELL | WR

- Freshman All-America third team (Athlon)

LAREMY TUNSIL | OL

- Freshman All-America (ESPN.com)
- Freshman All-America second team (Athlon)

BO WALLACE | QB

- MAXWELL AWARD WATCH LIST
- DAVEY O'BRIEN AWARD WATCH LIST
- MANNING AWARD WATCH LIST

JAYLEN WALTON | RB/KR

- All-SEC fourth team - KR (Phil Steele)
- CFPA Kickoff Returner Trophy Watch List

HEAD COACH HUGH FREEZE

A Mississippi native, inspirational leader and one of the nation's top rising coaches, Hugh Freeze was the first choice to return championships to Ole Miss Football and was introduced as the Rebels' 37th head coach on December 5, 2011.

He certainly is off to a good start.

Inheriting a team that won just two games in 2011 and had lost 14 straight Southeastern Conference games, Freeze led Ole Miss to seven wins in 2012, including three SEC victories, and the team's first bowl berth since 2009.

A month after the Rebels capped the season with a 38-17 win over Pittsburgh in the BBVA Compass Bowl, Ole Miss was the talk of National Signing Day when Freeze and Co. landed a consensus top-10 class that was ranked as high as No. 2 by 247Sports and No. 5 by ESPN - the highest recorded signing class rankings in school history.

Freeze is the sixth head coach in program history to direct his team to a bowl appearance in his first season. The Rebels' seven wins could have been even more had they not lost three tight SEC games (Texas A&M, Vanderbilt, at LSU) by a combined 10 points.

The Rebel offense saw a dramatic turnaround under Freeze in 2012. With many of the same players, he took a team that had ranked at or near the bottom of the SEC in every statistical category in 2011 to rank top five in the league and top 50 in the nation in scoring, total offense and passing.

The 2012 Rebels soared up the school record books and cracked the top four single-season totals in scoring, total offense and passing.

Under Freeze's watch, sophomore quarterback Bo Wallace and sophomore receiver Donte Moncrief posted some of the best numbers in school history. Wallace became the only Ole Miss quarterback not named Eli Manning to eclipse 3,000 total yards in a season, while Moncrief's 10 receiving touchdowns tied for the school's single-season record and his 979 receiving yards were the second-most in a season in school history.

Freeze has led a resurgence in team attitude and effort that extends to the defensive side of the ball, as well. An undersized, but feisty Rebel D finished first among SEC teams and fourth nationally in tackles for loss (7.9/game) and second in the SEC and 11th nationally in sacks (2.9/game).

Freeze, a noted speaker and recruiter throughout his career, has enjoyed success at nearly every coaching level over the past 18 years, from high school to NAIA to FBS, and each stop has featured a high-scoring offense and the ability to motivate young people. Before returning to Oxford, the former Ole Miss assistant experienced a record-setting run at Arkansas State.

With Freeze as head coach in 2011, the Red Wolves captured the Sun Belt Conference championship and became just the third school in Sun Belt history to finish undefeated in league play with a perfect 8-0 mark. The 10-2 overall record marked the program's first 10-win season since 1986, when ASU was a member of the I-AA Southland Conference.

In the best debut season ever by an A-State head coach, Freeze became just the 14th FBS first-year head coach to win 10 regular season games. He also returned ASU to a bowl game for the first time since 2005. He was named Sun Belt Coach of the Year, while 13 of his pupils earned all-conference honors, including both the Offensive Player of the Year in junior quarterback Ryan Aplin and the Defensive Player of the Year in senior lineman Brandon Joiner.

Freeze's first season in Jonesboro saw him serve as Arkansas State's offensive coordinator, guiding the Red Wolves' offense to a record-breaking year in 2010.

Prior to his arrival at Arkansas State, Freeze compiled a 20-5 record over the 2008 and 2009 seasons at the helm of the Lambuth University football program.

Prior to taking over as head coach at Lambuth, Freeze served on the Ole Miss staff from 2005-07, including the final two seasons as an assistant coach. He originally arrived in Oxford as Assistant Athletics Director for External Affairs before being named the Rebels' recruiting coordinator and tight ends coach before the 2006 season.

FREEZE BREAKDOWN



PERSONAL INFORMATION

BORN: Sept. 27, 1969

HOMETOWN: Independence, Miss.

FAMILY: Wife Jill (Vaughn); daughters Ragan (8/27/98), Jordan (9/27/99); Madison (12/27/02)

EDUCATION:

Senatobia High School (1988)

Northwest Mississippi C.C. (1990)

Southern Miss (1992) – B.S. in Mathematics

COACHING EXPERIENCE

Briarcrest Christian High School (Head Coach, 1995-2004; Assistant Coach, 1992-94)

Ole Miss (Assistant Coach/Recruiting Coordinator, 2006-07; Assistant Athletics Director for Football External Affairs, 2005; Head Coach 2012-Present)

Lambuth (Head Coach, 2008-09)

San Jose State (Assistant Coach/Offensive Coordinator, Dec. 2009 - Feb. 2010)

Arkansas State (Head Coach, 2011; Off. Coordinator, 2010)

YEAR-BY-YEAR COLLEGIATE COACHING

Year	School	Record	Finish
2008	Lambuth	8-4	2nd MWC West
2009	Lambuth	12-1	1st MWC West
2011	Arkansas State	10-2	1st Sun Belt
2012	Ole Miss	7-6	5th SEC West
2013	Ole Miss	3-1	
Totals (5 seasons)		40-14 (.741)	

COACHING HONORS

2011 Sun Belt Conference Coach of the Year

2009 AFCA Southeast Region Coach of the Year

2009 Mid-South Conference Coach of the Year

5-Time Region 8-AA Coach of the Year

4-Time Associated Press HS Coach of the Year



TOM ALLEN

Linebackers/Special Teams Coord.



MAURICE HARRIS

Tight Ends/Recruiting Coord. for Offense



GRANT HEARD

Wide Receivers



JASON JONES

Co-Defensive Coord./Cornerbacks



CHRIS KIFFIN

Defensive Line/Recruiting Coord. for Defense



MATT LUKE

Co-Offensive Coord./Offensive Line



DERRICK NIX

Running Backs



DAN WERNER

Co-Offensive Coord./Quarterbacks



DAVE WOMMACK

Defensive Coord./ Safeties

Offensive GA: Ben Aigamau
Offensive GA: Ryan Trevathan
Defensive GA: DeMarcus Covington
Defensive GA: Kane Wommack
Head Strength Coach: Paul Jackson
Asst. AD/Recruiting Operations: Corey Batoon
Asst. AD/HS & JC Relations: Barney Farrar
Asst. AD/Player Development: Tom Luke
Head Athletic Trainer: Pat Jernigan
Recruiting Development: Bruce Johnson
Asst. AD/Football Operations: John Miller
Asst. Recruiting Director: Branden Wenzel
Recruiting Development: Lee Wilbanks
Intern: Ryan Aplin

UPDATED DEPTH CHART

OFFENSE

WR	12	Donte Moncrief (6-3, 226, JR-2L)
	10	Vince Sanders (6-1, 180, JR-2L)
LT	78	Laremy Tunsil (6-5, 315, FR-HS)
	70	Emmanuel McCray (6-5, 320, SR-2L)
LG	68	Justin Bell (6-3, 345, SO-1L)
	73	Austin Golson (6-5, 300, FR-HS)
C	56	Evan Swindall (6-4, 301, SR-3L)
	64	Ben Still (6-2, 285, SO-1L)
RG	74	Jared Duke (6-7, 377, SR-3L)
	77	Patrick Junen (6-7, 349, SR-3L)
RT	71	Pierce Burton (6-6, 290, SR-1L)
	75	Robert Conyers (6-3, 286, FR-RS)
TE	17	Evan Engram (6-3, 217, FR-HS)
	84	Jack Nuismer (6-3, 236, SR-1L)
	48	Justin Bigham (6-1, 232, SR-2L)
SLOT	1	Laquon Treadwell (6-3, 215, FR-HS)
	21	Jordan Holder (5-11, 179, SR-2L)
	16	Collins Moore (6-1, 198, JR-2L)
WR	85	Ja-Mes Logan (6-3, 183, SR-3L)
	8	Quincy Adeboyejo (6-3, 191, FR-HS)
QB	14	Bo Wallace (6-4, 209, JR-1L)
	11	Barry Brunetti (6-0, 223, SR-2L)
RB	3	Jeff Scott (5-7, 162, SR-3L)
	6	Jaylen Walton (5-8, 166, SO-1L) OR
	5	I'Tavius Mathers (5-11, 189, SO-1L)

DEFENSE

DE	5	Robert Nkemdiche (6-5, 294, FR-HS)
	54	Carlos Thompson (6-4, 240, JR-2L)
	11	Channing Ward (6-4, 260, SO-1L)
DT	92	Carlton Martin (6-2, 290, JR-2L) OR
	95	Bryon Bennett (6-2, 270, JR-2L)
	45	Lavon Hooks (6-4, 302, JR-1C)
NT	56	Woodrow Hamilton (6-3, 300, SO-1L) OR
	94	Issac Gross (6-1, 250, SO-1L)
DE	10	C.J. Johnson (6-3, 230, JR-2L)
	55	Cameron Whigham (6-3, 255, SR-3L)
OLB (Stinger)	14	Serderius Bryant (5-9, 215, JR-2L)
	4	Denzel Nkemdiche (5-11, 207, SO-1L)
	24	Keith Lewis (6-1, 220, JR-2L)
MLB	38	Mike Marry (6-3, 250, SR-3L)
	9	D.T. Shackelford (6-1, 246, SR-2L)
	32	Temario Strong (6-0, 235, FR-RS)
Nickel (Huskie)	12	Tony Conner (6-1, 210, FR-HS)
	1	Dehendret Collins (5-10, 185, SR-1L) OR
	6	Cliff Coleman (5-10, 186, JR-2L)
FCB	21	Senquez Golson (5-9, 193, JR-2L)
	23	Anthony Standifer (6-1, 175, SO-1L) OR
	15	Bobby Hill (6-0, 170, FR-HS)
Rover	7	Trae Elston (6-0, 190, SO-1L)
	8	Chief Brown (6-1, 200, SO-1L)
FS	25	Cody Prewitt (6-2, 220, JR-2L)
	13	Brishen Mathews (6-0, 197, SR-2L)
BCB	28	Mike Hilton (5-8, 182, SO-1L)
	3	Charles Sawyer (5-11, 178, SR-3L) OR
	19	Derrick Jones (6-3, 185, Fr-HS)

SPECIALISTS

PK	96	Andrew Ritter (6-3, 216, SR-3L)
	19	Andy Pappanastos (5-11, 193, FR-HS)
P	97	Tyler Campbell (6-2, 230, SR-3L)
	94	Chris Conley (5-8, 202, SR-2L)
KO	96	Andrew Ritter (6-3, 216, SR-3L)
	19	Andy Pappanastos (5-11, 193, FR-HS)
Holder	94	Chris Conley (5-8, 202, SR-2L)
	13	Robert Ratliff (6-2, 209, SR-Sq.)
LS	59	Will Denny (5-11, 235, JR-2L)
	52	Will Few (6-3, 250, FR-RS)
KR	6	Jaylen Walton (5-8, 166, SO-1L)
	4	Kailo Moore (6-0, 187, FR-HS)
PR	3	Jeff Scott (5-7, 162, SR-3L)
	7	Trae Elston (6-0, 190, SO-1L)

PRONUNCIATION GUIDE

Quincy ADEBOYEJO	add-ah-BOY-joe	BRISHEN Mathews	BRIH-shin
DARONE Bailey	duh-RON	Quadarias MIRELES	muh-RELL-us
Barry BRUNETTI	brah-NET-ee	NKEMDICHE	kim-DEE-chee
SERDERIUS Bryant	sir-DARE-ee-us	KORVIC Neat	CORE-vick
DEHENDRET Collins	duh-HEN-drut	Jack NUISMER	NEWS-mer
SENQUEZ Golson	sin-QWEZ	Andy PAPPANASTOS	pap-uh-NASS-tuss
ISSAC Gross	EYE-zak	Jimmy POTEPA	poe-TEE-puh
DAVION Johnson	DAY-vee-on	TEMARIO Strong	teh-MARR-ee-oh
David KAMARA	kuh-MARR-uh	Evan SWINDALL	swin-DOLL
JA-MES Logan	ja-MEZZ	Dave WOMMACK	WAUM-uck
I'TAVIUS Mathers	eye-TAY-vee-us		

ALPHABETICAL		
No.	Name	Pos.
8	Quincy Adeboyejo	WR
16	Anthony Alford	DB
31	Justin Anderson	DB
73	Darone Bailey	OL
68	Justin Bell	OL
95	Bryon Bennett	DT
35	Ontario Berry	DB
48	Justin Bigham	TE
81	Trey Bledsoe	WR
76	Daronte Bouldin	OL
3	Eugene Brazley	RB
8	Chief Brown	DB
90	Fadol Brown	DT
87	Matt Brown	TE
11	Barry Brunetti	QB
14	Serderius Bryant	LB
9	Ryan Buchanan	QB
2	Quintavius Burdette	DB
71	Pierce Burton	OL
41	Billy Busch	LB
97	Tyler Campbell	P
42	Amon'Ta Coffee	OL
6	Cliff Coleman	DB
1	Dehendret Collins	DB
94	Chris Conley	P
12	Tony Conner	DB
75	Robert Conyers	OL
88	Cody Core	DB/WR
20	Carlos Davis	DB
37	Luke Davis	LB
59	Will Denny	LS
7	Mark Dodson	RB
74	Jared Duke	OL
82	Dylan Dyer	TE
7	Trae Elston	DB
17	Evan Engram	TE
52	Will Few	LS
26	Andrew Fletcher	K
39	Kyle Fowler	K
86	Jordan Gallegos	WR
83	Will Gleeson	P
73	Austin Golson	OL
21	Senquez Golson	DB
8	Terrell Grant	WR
53	Tyler Gray	DL
40	Josh Gregory	LB
94	Issac Gross	DT
56	Woodrow Hamilton	DT
21	Darius Henderson	WR
15	Bobby Hill	DB
28	Mike Hilton	DB
21	Jordan Holder	WR
45	Lavon Hooks	TE/DT
65	Chase Hughes	OL
50	Ethan Hutson	OL
10	C.J. Johnson	DE
52	Davion Johnson	OL
19	Derrick Jones	DB
77	Patrick Junen	OL
62	Garrett Kalem	LS

NUMERICAL ROSTER							
No.	Name	Pos.	Ht.	Wt.	Yr.	Hometown/Previous School(s)	
1	Dehendret Collins	DB	5-10	185	SR-1L	Meadville, Miss./Franklin County/Copiah-Lincoln CC	
1	Laquon Treadwell	WR	6-3	215	FR-HS	Crete, Ill./Crete-Monee	
2	Quintavius Burdette	DB	5-11	186	SO-1L	Senatobia, Miss./Senatobia	
2	DeVante Kincade	QB	6-0	200	FR-HS	Dallas, Texas/Skyline	
3	Eugene Brazley	RB	5-10	180	FR-HS	New Orleans, La./G.W. Carver	
3	Charles Sawyer	DB	5-11	178	SR-3L	Miami, Fla./Coral Reef	
3	Jeff Scott	RB	5-7	162	SR-3L	Miami, Fla./Archbishop Carroll	
4	Kailo Moore	RB	6-0	187	FR-HS	Rosedale, Miss./West Bolivar	
4	Denzel Nkemdiche	LB	5-11	207	SO-1L	Loganville, Ga./Grayson	
5	I'Tavius Mathers	RB	5-11	189	SO-1L	Murfreesboro, Tenn./Blackman	
5	Robert Nkemdiche	DL	6-5	294	FR-HS	Loganville, Ga./Grayson	
6	Cliff Coleman	DB	5-10	186	JR-2L	Lauderale Lakes, Fla./Boyd H. Anderson	
6	Jaylen Walton	RB	5-8	166	SO-1L	Memphis, Tenn./Ridgeway	
7	Mark Dodson	RB	5-10	192	FR-HS	Memphis, Tenn./Whitehaven	
7	Trae Elston	DB	6-0	190	SO-1L	Oxford, Ala./Oxford	
8	Quincy Adeboyejo	WR	6-3	180	FR-HS	Cedar Hill, Texas/Cedar Hill	
8	Chief Brown	DB	6-1	200	SO-1L	Winona, Miss./Winona	
8	Terrell Grant	WR	6-3	215	SR-3L	Cleveland, Miss./Cleveland	
9	Ryan Buchanan	QB	6-3	205	FR-HS	Jackson, Miss./Jackson Prep	
9	D.T. Shackelford	LB/DE	6-1	246	SR-2L	Decatur, Ala./Austin	
10	C.J. Johnson	DE	6-3	230	JR-2L	Philadelphia, Miss./Philadelphia	
10	Vince Sanders	WR	6-1	180	JR-2L	Macon, Miss./Noxubee County	
11	Barry Brunetti	QB	6-0	223	SR-2L	Memphis, Tenn./Memphis University School/West Virginia	
11	Channing Ward	DE	6-4	260	SO-1L	Aberdeen, Miss./Aberdeen	
12	Tony Conner	DB	6-1	210	FR-HS	Batesville, Miss./South Panola	
12	Donte Moncrief	WR	6-3	226	JR-2L	Raleigh, Miss./Raleigh	
13	Brishen Mathews	DB	6-0	197	SR-2L	Monticello, Ark./Monticello	
13	Robert Ratliff	QB	6-2	209	SR-Sq.	Fort Worth, Texas/Nolan Catholic/Sewanee	
14	Serderius Bryant	LB	5-9	215	JR-2L	Sanford, Fla./Seminole	
14	Bo Wallace	QB	6-4	209	JR-1L	Pulaski, Tenn./Giles County/Arkansas State/East Mississippi CC	
15	Bobby Hill	DB	6-0	170	FR-HS	Moultrie, Ga./Colquitt County	
15	Christian Morgan	TE	6-4	255	FR-HS	Plano, Texas/Prestonwood Christian Academy	
16	Anthony Alford	DB	6-0	215	SO-TR	Petal, Miss./Petal/Southern Miss	
16	Collins Moore	WR	6-1	198	JR-2L	Madison, Ala./Bob Jones	
17	Evan Engram	TE	6-3	217	FR-HS	Powder Springs, Ga./Hillgrove	
17	Quadarius Mireles	DB	5-11	185	JR-JC	Delray Beach, Fla./Atlantic/Hinds CC	
19	Derrick Jones	DB	6-3	185	FR-HS	Eupora, Miss./Eupora	
19	Andy Pappanastos	K	5-11	193	FR-HS	Montgomery, Ala./Trinity Presbyterian	
20	Carlos Davis	DB	5-9	169	SO-1L	Birmingham, Ala./Huffman	
21	Senquez Golson	DB	5-9	193	JR-2L	Pascaougoula, Miss./Pascaougoula	
21	Darius Henderson	WR	5-10	180	FR-HS	Memphis, Tenn./Southwind	
21	Jordan Holder	WR	5-11	179	SR-2L	Bay Springs, Miss./Sylva Bay Academy	
22	Ray Ray Smith	LB	6-1	208	FR-HS	Florence, Ala./Florence	
22	Jordan Wilkins	RB	6-1	201	FR-HS	Cordova, Tenn./St. Benedict at Auburndale	
23	Anthony Standifer	DB	6-1	175	SO-1L	Crete, Ill./Crete-Monee	
24	Keith Lewis	LB	6-1	220	JR-2L	Tampa, Fla./Freedom	
25	Cody Prewitt	DB	6-2	220	JR-2L	Bay Springs, Miss./Sylva Bay Academy	
26	Andrew Fletcher	K	5-9	178	JR-TR	Nashville, Tenn./Montgomery Bell/Louisville	
26	Will Martin	LB	6-1	204	SR-1L	Madison, Miss./Madison Central/Southern Miss	
26	Jimmy Potepa	RB	5-8	200	SO-Sq.	Monrovia, Liberia/Campus Magnet	
27	Cale Luke	QB	6-2	195	FR-HS	Clinton, Miss./Clinton	
28	Mike Hilton	DB	5-8	182	SO-1L	Fayetteville, Ga./Sandy Creek	
28	LaKedrick King	DB	5-8	167	JR-Sq.	Duncanville, Texas/Duncanville	
28	Korvic Neat	WR	5-9	166	SR-3L	Hallandale, Fla./Hallandale	
29	David Kamara	DB	5-10	192	FR-HS	Loganville, Ga./Grayson	
31	Justin Anderson	DB	5-10	190	FR-HS	Houston, Texas/Houston Christian	
32	Temario Strong	LB	6-0	235	FR-RS	Batesville, Miss./South Panola	
33	John-Patrick Sherling	LB	6-0	220	FR-HS	Fairhope, Ala./Fairhope	
33	Nathan Vanderburg	RB	5-7	162	FR-HS	Olive Branch, Miss./Desoto Central	
34	Nicholas Parker	TE	6-0	239	JR-1L	Batesville, Miss./South Panola	

NUMERICAL ROSTER

No.	Name	Pos.	Ht.	Wt.	Yr.	Hometown/Previous School(s)
34	Taylor Polk	LB	5-10	200	FR-HS	Brandon, Miss./Brandon
35	Ontario Berry	DB	5-10	196	SR-1L	Mendenhall, Miss./Mendenhall/Southwest Mississippi CC
37	Luke Davis	LB	6-2	205	FR-HS	Trussville, Ala./Hewitt-Trussville
38	Mike Marry	LB	6-3	250	SR-3L	Clearwater, Fla./Largo
39	Kyle Fowler	K	5-8	175	FR-HS	Johns Creek, Ga./Johns Creek
40	Josh Gregory	LB	6-2	208	SO-TR	Alpharetta, Ga./Chattahoochee/South Alabama/Alabama
41	Billy Busch	LB	5-11	220	JR-Sq.	St. Louis, Mo./Priory School/Butler
42	Amon Ta Coffee	OL	6-1	275	FR-HS	Sallis, Miss./Durant
42	Grant Warren	K	6-2	210	FR-HS	Pascagoula, Miss./Pascagoula
44	Charlie Scott	TE	5-11	231	SO-1L	Jackson, Miss./St. Andrew's Episcopal
45	Lavon Hooks	TE/DT	6-4	302	JR-JC	Atlanta, Ga./Meadowcreek/Northeast Mississippi CC
46	Colton Walls	LB	5-11	207	SO-TR	Charlotte, N.C./Charlotte Latin/Clemson
47	John Youngblood	DE	6-3	244	FR-RS	Trussville, Ala./Hewitt-Trussville
48	Justin Bigham	TE	6-1	232	SR-2L	West Helena, Ark./DeWitt
50	Ethan Hutson	OL	6-4	315	SO-1L	Destrehan, La./Destrehan
51	Walker Sturgeon	DE	6-2	235	JR-Sq.	Horn Lake, Miss./DeSoto Central
52	Will Few	LS	6-3	250	FR-RS	Augusta, Ga./Aquinas
52	Davion Johnson	OL	6-4	332	FR-HS	Byhalia, Miss./Byhalia
53	Tyler Gray	DL	6-3	253	FR-RS	Pelahatchie, Miss./East Rankin Academy
54	Carlos Thompson	DE	6-4	240	JR-2L	Hollandale, Miss./Simmons
55	Cameron Whigham	DE	6-3	255	SR-3L	Snelville, Ga./Shiloh
56	Woodrow Hamilton	DT	6-3	300	SO-1L	Raleigh, Miss./Raleigh
56	Evan Swindall	C	6-4	301	SR-3L	LaFayette, Ga./LaFayette
59	Will Denny	LS	5-11	235	JR-2L	Jackson, Miss./Jackson Academy
60	Chad Smith	LS	6-1	220	SO-HS	Madison, Miss./St. Andrew's Episcopal
62	Garrett Kalem	LS	6-3	225	SO-HS	Milan, Tenn./Milan
64	Tyler Mt. Joy	OL	6-1	264	SO-TR	The Woodlands, Texas/The Woodlands/Allan Hancock CC
64	Ben Still	OL	6-2	285	SO-1L	Memphis, Tenn./Memphis University School
65	Chase Hughes	OL	6-3	316	JR-2L	Springville, Ala./Springville
68	Justin Bell	OL	6-3	345	SO-1L	Jackson, Miss./Callaway
70	Emmanuel McCray	OL	6-5	320	SR-2L	Jackson, Miss./Forest Hill
71	Pierce Burton	OL	6-6	290	SR-1L	Sacramento, Calif./Rio Americano/San Jose State/City College of San Francisco
72	Aaron Morris	OL	6-5	360	JR-2L	Jackson, Miss./Callaway
73	Darone Bailey	OL	6-5	345	JR-RS	Cleveland, Miss./East Side/Coahoma CC
73	Austin Golson	OL	6-5	300	FR-HS	Prattville, Ala./Prattville
74	Jared Duke	OL	6-7	377	SR-3L	Cleveland, Tenn./Walker Valley
75	Robert Conyers	OL	6-3	286	FR-RS	Miami, Fla./Braddock
76	Daronte Bouldin	OL	6-6	330	FR-HS	Canton, Miss./Canton
77	Patrick Junen	OL	6-7	349	SR-3L	Huntsville, Ala./Huntsville
78	Laremy Tunsil	OL	6-5	315	FR-HS	Lake City, Fla./Columbia
80	Elliot Markuson	TE	6-1	225	FR-HS	Oxford, Miss./Lafayette
81	Trey Bledsoe	WR	6-2	200	FR-HS	Grenada, Miss./Grenada
82	Dylan Dyer	TE	6-6	251	SO-Sq.	Flora, Miss./Madison Central/Holmes CC
83	Will Gleeson	P	6-3	200	FR-HS	Melbourne, Australia/Viewbank College
84	Jack Nuismer	TE	6-3	236	SR-1L	Nashville, Tenn./Ensworth
85	Ja-Mes Logan	WR	6-3	183	SR-3L	Houston, Texas/Westfield
86	Jordan Gallegos	WR	5-7	167	FR-RS	New Albany, Ohio/New Albany/Bridgton Academy
87	Matt Brown	TE	6-1	239	FR-RS	Cordova, Tenn./Harding Academy
88	Cody Core	DB/WR	6-3	193	SO-1L	Auburn, Ala./Auburn
88	John Ratliff	WR	6-0	184	SO-Sq.	Fort Worth, Texas/Nolan Catholic
89	Taz Zettergren	TE	6-4	230	FR-RS	Senatobia, Miss./Magnolia Heights School
90	Fadol Brown	DT	6-4	275	SO-TR	Charleston, S.C./Burke/FIU
91	Nathan Noble	K	6-4	215	SO-1L	Greenville, Miss./Washington School
92	Carlton Martin	DT	6-2	290	JR-2L	Madison, Miss./Madison Central
94	Chris Conley	P	5-8	202	SR-2L	Bradenton, Fla./Manatee
94	Issac Gross	DT	6-1	250	SO-1L	Batesville, Miss./South Panola
95	Bryon Bennett	DT	6-2	270	JR-2L	Madison, Miss./Madison Central
96	Andrew Ritter	K	6-3	216	SR-3L	Jackson, Miss./Jackson Academy
97	Tyler Campbell	P	6-2	230	SR-3L	Little Rock, Ark./Catholic
99	Herbert Moore	DT	6-1	327	FR-HS	Memphis, Tenn./Memphis East

ALPHABETICAL

No.	Name	Pos.
29	David Kamara	DB
2	DeVante Kincade	QB
28	LaKedrick King	DB
24	Keith Lewis	LB
85	Ja-Mes Logan	WR
27	Cale Luke	QB
80	Elliot Markuson	TE
38	Mike Marry	LB
92	Carlton Martin	DT
26	Will Martin	LB
5	I'Tavius Mathers	RB
13	Brishen Mathews	DB
70	Emmanuel McCray	OL
17	Quadarias Mireles	DB
12	Donte Moncrief	WR
16	Collins Moore	WR
99	Herbert Moore	DT
4	Kailo Moore	RB
15	Christian Morgan	TE
72	Aaron Morris	OL
64	Tyler Mt. Joy	OL
28	Korvic Neat	WR
4	Denzel Nkemdiche	LB
5	Robert Nkemdiche	DL
91	Nathan Noble	K
84	Jack Nuismer	TE
19	Andy Pappanastos	K
34	Nicholas Parker	TE
34	Taylor Polk	LB
26	Jimmy Potepa	RB
25	Cody Prewitt	DB
88	John Ratliff	WR
13	Robert Ratliff	QB
96	Andrew Ritter	K
10	Vince Sanders	WR
3	Charles Sawyer	DB
44	Charlie Scott	TE
3	Jeff Scott	RB
9	D.T. Shackelford	LB/DE
33	John-Patrick Sherling	LB
60	Chad Smith	LS
22	Ray Ray Smith	LB
23	Anthony Standifer	DB
64	Ben Still	OL
32	Temario Strong	LB
51	Walker Sturgeon	DE
56	Evan Swindall	C
54	Carlos Thompson	DE
1	Laquon Treadwell	WR
78	Laremy Tunsil	OL
33	Nathan Vanderburg	RB
14	Bo Wallace	QB
46	Colton Walls	LB
6	Jaylen Walton	RB
11	Channing Ward	DE
42	Grant Warren	K
55	Cameron Whigham	DE
22	Jordan Wilkins	RB
47	John Youngblood	DE
89	Taz Zettergren	TE

LAST MEETING: OLE MISS 41, AUBURN 20

Game #7 • Oct. 13, 2012
Attendance: 57,068 • Vaught-Hemingway Stadium • Oxford, Miss.

OXFORD, Miss. - Ole Miss head football coach Hugh Freeze received a Gatorade bath and the Ole Miss faithful stood and cheered the team on in appreciation. After 16 long games, the Rebels finally snapped their Southeastern Conference losing skid Saturday with a 41-20 win over Auburn (1-5, 0-4 SEC) on Homecoming at Vaught-Hemingway Stadium.

The win was a long time coming for Ole Miss (4-3, 1-2 SEC), as the Rebels snapped a skid that stretched back to Oct. 2, 2010. Ole Miss played an inspired game Saturday in front of 57,068 fans, and drew praise from their head coach.

"Obviously words really cannot describe the feeling in that locker room and in the stadium," Freeze said. "For the better part of two and a half years the Rebel fans and students and players and administration have had to put up with some disappointing times. We're not there yet, nor do we think we are, but today we were. We were good enough in four quarters to win an SEC game. We're sure we sound overly emotional, but one of the things our staff wants so badly to give to the Rebel fans is some good times. I know that they're going to enjoy the Grove today, and that makes it a special weekend for me."

Ole Miss junior running back Jeff Scott paced the Ole Miss offense with 207 all-purpose yards and one touchdown. Scott ran for 137 yards - one yard shy of his career high - on 21 carries, and had three catches for 70 yards and a touchdown. Scott's 70 receiving yards were a career high, and his 55-yard touchdown catch was the first touchdown reception of his career.

Scott wasn't the only star on offense for the potent Rebels attack. Quarterback Bo Wallace scored in just about every way for Ole Miss. The sophomore had his first receiving touchdown, two rushing touchdowns and threw for a score as well. He is the first player in school history to have a rushing, passing and receiving touchdown in the same game.

Auburn	0	17	3	0	—	20
Ole Miss	14	3	7	17	—	41
1st Quarter						
7:14	UM	B. Wallace 25-yard pass from R. Mackey (B. Rose kick)				
5:39	UM	C.J. Johnson 0-yard fumble recovery (B. Rose kick)				
2nd Quarter						
13:56	AU	T. Mason 1-yard run (C. Parkey kick)				
5:56	AU	T. Mason 6-yard run (C. Parkey kick)				
1:00	AU	C. Parkey 46-yard field goal				
0:00	UM	B. Rose 28-yard field goal				
3rd Quarter						
13:53	UM	B. Wallace 1-yard run (B. Rose kick)				
4:38	AU	C. Parkey 31-yard field goal				
4th Quarter						
13:28	UM	B. Rose 39-yard field goal				
5:02	UM	J. Scott 55-yard pass from B. Wallace (B. Rose kick)				
3:26	UM	B. Wallace 2-yard run (B. Rose kick)				

Team Stats	AU	UM	Individual Leaders
First Downs	13	22	Rushing
Rushes-Yards	41-101	42-200	AU: T. Mason, 18-82 (2 TDs)
Passing Yards	112	251	O. McCalebb, 8-31
Comp.-Att.-Int.	11-18-1	18-23-0	UM: J. Scott, 21-137
Total Plays-Yards	59-213	65-451	B. Wallace, 15-39 (2 TDs)
Fumbles-Lost	1-1	0-0	Passing
Penalties-Yards	6-38	3-15	AU: C. Moseley, 11-18-1-112
Punts-Avg.	7-46.7	4-41.0	UM: B. Wallace, 17-22-0-226 (TD)
Punt Returns-Avg.	2-2.0	0-0.0	R. Mackey, 1-1-0-25 (TD)
KO Returns-Avg.	3-32.0	2-19.5	Receiving
Interceptions-Yds.	0-0	1-38	AU: E. Blake, 4-38
Possession Time	34:20	25:40	S. Coates, 1-42
3rd Down Conv.	5-15	5-12	UM: D. Moncrief, 4-27
4th Down Conv.	0-0	0-1	J. Scott, 3-70 (TD)
Sacks By-Yards	2-18	2-14	J. Logan, 3-51

LAST GAME: #1 ALABAMA 25, #21 OLE MISS 0

Game #4 • Sept. 28, 2013
Attendance: 101,821 • Bryant-Denny Stadium • Tuscaloosa, Ala.

TUSCALOOSA, Ala. - For most of the game, No. 21 ranked Ole Miss' defense held their own against No. 1 Alabama, but the offense could not get anything going, as the Crimson Tide won 25-0 at Bryant-Denny Stadium.

T.J. Yeldon rushed for 121 yards, Kenyan Drake gained 99 and a dominating defense powered No. 1 Alabama.

Yeldon scored on a 68-yard run and Drake added a 50-yard scamper to revive a struggling running game for the Crimson Tide (4-0, 2-0 Southeastern Conference), which outgained the Rebels 434-205.

Ole Miss (3-1, 1-1) was seeking its first 4-0 start in 43 years but instead was shut out for the first time since Arkansas did it in November 1998.

AJ McCarron completed 25 of 32 passes for 180 yards with an interception for Alabama, which came in ranked last in the league in rushing. Alabama was held to 36 rushing yards in building a 9-0 halftime lead but gained another 218 on the ground in the second half.

Bo Wallace was 17-of-30 passing for 159 yards for the Rebels.

The Rebels' fast-paced offense came in averaging 38 points and 490 yards, but never got going and managed just 46 yards on 25 rushes. Alabama's C.J. Mosley made a tackle in the end zone in the fourth quarter for a safety, and Drake's 50-yarder came on the next play.

Jeff Scott, who was averaging 110 yards a game and 9.4 per carry, was held to 28 yards on eight attempts.

Seeking more respect nationally, Ole Miss trailed just 9-0 at halftime. Alabama's offense repeatedly stalled but Cade Foster hit field goals of 28, 42 and a career-long 53 yards.

The Rebels had several gambles fail, converting just 1 of 4 fourth-down tries.

They had a chance to close the gap early in the fourth quarter when Cody Prewitt intercepted McCarron's pass at the Alabama 31. It was Prewitt's third interception of the season, placing him among the national leaders.

The Rebels made it to the 13 and got another shot thanks to a false start before Wallace's fourth-and-5 pass fell incomplete. Coach Hugh Freeze went for it again, but Deion Belue broke up the throw headed toward the goal line.

Ole Miss	0	0	0	0	—	0
Alabama	3	6	7	9	—	25
1st Quarter						
6:23	UA	C. Foster 28-yard field goal				
2nd Quarter						
5:44	UA	C. Foster 53-yard field goal				
0:00	UA	C. Foster 42-yard field goal				
3rd Quarter						
14:08	UA	T.J. Yeldon 68-yard run (C. Foster kick)				
4th Quarter						
5:43	UA	TEAM safety				
5:32	UA	K. Drake 50-yard run (C. Foster kick)				

Team Stats	UM	UA	Individual Leaders
First Downs	11	21	Rushing
Rushes-Yards	25-46	40-254	UM: J. Scott, 8-28
Passing Yards	159	180	B. Wallace, 12-5
Comp.-Att.-Int.	17-32-1	25-32-1	UA: T.J. Yeldon, 17-121 (TD)
Total Plays-Yards	57-205	72-434	K. Drake, 12-99 (TD)
Fumbles-Lost	1-1	3-0	Passing
Penalties-Yards	5-29	7-50	UM: B. Wallace, 17-31-0-159
Punts-Avg.	6-44.0	5-46.2	UA: AJ McCarron, 25-32-1-180
Punt Returns-Avg.	1-4.0	3-1.3	Receiving
KO Returns-Avg.	4-18.0	0-0.0	UM: D. Moncrief, 6-60
Interceptions-Yds.	1-16	1-0	L. Treadwell, 4-51
Possession Time	21:31	38:29	UA: C. Jones, 5-61
3rd Down Conv.	4-14	8-17	K. Norwood, 5-40
4th Down Conv.	1-4	0-1	K. Bell, 4-23
Sacks By-Yards	1-5	2-16	

REBELS IN NATIONALLY RANKED GAMES

Date	Opponent (OM/Opp)	OM	Opp	Date	Opponent (OM/Opp)	OM	Opp	Date	Opponent (OM/Opp)	OM	Opp	Date	Opponent (OM/Opp)	OM	Opp
11-9-1936	at Marquette (NR/8)	0	33	10-17-1959	Tulane (5/NR)	53	7	10-30-1971	LSU -6(NR/11)	24	22	10-18-1997	at LSU(NR/8)	36	21
12-5-1936	Tennessee -1 (NR/17)	0	0	10-24-1959	Arkansas -1 (4/10)	28	0	11-25-1971	at Mississippi St. (15/NR)	48	0	10-25-1997	Alabama (25/NR)	20	29
11-13-1937	Arkansas -1 (NR/20)	6	32	10-31-1959	at LSU(3/1)	3	7	12-30-1971	Georgia Tech -10 (17/NR)	41	18	11-22-1997	Georgia (NR/14)	14	21
12-3-1938	Tennessee -1 (NR/4)	0	47	11-7-1959	Chattanooga (5/NR)	58	0	9-16-1972	at Memphis St. (19/NR)	34	29	11-29-1997	Mississippi State (NR/22)	15	14
10-21-1939	St. Louis (17/NR)	42	0	11-14-1959	Tennessee -1 (5/9)	37	7	9-23-1972	at South Carolina (20/NR)	21	0	11-7-1998	at Arkansas (NR/10)	0	34
10-28-1939	at Tulane (14/9)	6	14	11-26-1959	at Mississippi St. (2/NR)	42	0	9-30-1972	Southern Miss (17/NR)	13	9	11-21-1998	at Georgia (NR/14)	14	24
11-11-1939	at Miss. Teachers (19/NR)	27	7	1-1-1960	LSU-3 (2/3)	21	0	10-7-1972	Auburn -6 (18/17)	13	19	11-26-1998	Mississippi State (NR/24)	6	28
10-19-1940	Duquesne (13/NR)	14	6	9-17-1960	at Houston (2/NR)	42	0	11-4-1972	at LSU (NR/6)	16	17	10-9-1999	Tulane (25/NR)	20	13
10-26-1940	Arkansas -1 (14/NR)	20	21	9-24-1960	Kentucky -1 (1/NR)	21	6	11-18-1972	at Tennessee (NR/13)	0	17	10-16-1999	Alabama (22/11)	24	30
11-16-1940	W. Tenn. Teachers (17/NR)	38	7	10-1-1960	at Memphis St. (1/NR)	31	20	11-3-1973	LSU -6(NR/7)	14	51	10-30-1999	at LSU(25/NR)	42	23
11-23-1940	at Mississippi State (11/16)	0	19	10-8-1960	at Vanderbilt (2/NR)	26	0	11-17-1973	Tennessee -6 (NR/16)	28	18	11-6-1999	Arkansas (23/24)	38	16
10-25-1941	at Tulane (NR/10)	20	13	10-15-1960	at Tulane (1/NR)	26	13	9-14-1974	Missouri -6 (NR/18)	10	0	11-20-1999	Georgia (16/21)	17	20
11-1-1941	at Marquette (17/NR)	12	6	10-22-1960	Arkansas -4 (2/11)	10	7	10-5-1974	Alabama -6 (NR/3)	21	35	11-25-1999	at Mississippi St. (23/18)	20	23
11-8-1941	at LSU (16/NR)	13	12	10-29-1960	LSU(2/NR)	6	6	9-13-1975	at Texas A&M (NR/8)	0	7	9-2-2000	Tulane (18/NR)	49	20
11-22-1941	Arkansas -1 (15/NR)	18	0	11-5-1960	Chattanooga (6/NR)	45	0	10-4-1975	Alabama -9 (NR/9)	6	32	9-9-2000	Auburn (17/NR)	27	35
11-29-1941	Mississippi State (14/NR)	0	6	11-12-1960	at Tennessee (4/14)	24	3	9-11-1976	Alabama -6 (NR/6)	10	7	10-14-2000	at Alabama (25/NR)	17	45
11-14-1942	Tennessee -1 (NR/11)	0	14	11-26-1960	Mississippi State (3/NR)	35	9	9-18-1976	Tulane (20/NR)	34	7	11-18-2000	at Georgia (NR/21)	14	32
10-21-1944	Tulsa -1 (NR/13)	0	47	1-2-1961	Rice -3 (2/NR)	14	6	9-25-1976	at Southern Miss (17/NR)	28	0	11-23-2000	Mississippi State (NR/23)	45	30
11-3-1945	at LSU(NR/17)	13	32	9-23-1961	Arkansas -6 (9/NR)	16	0	10-2-1976	Auburn -6 (16/NR)	0	10	11-17-2001	Georgia (NR/23)	15	35
11-24-1945	at Mississippi St. (NR/20)	7	6	9-30-1961	at Kentucky (2/NR)	20	6	10-9-1976	Georgia (NR/4)	21	17	10-5-2002	Florida (NR/6)	17	14
11-9-1946	Tennessee -1 (NR/7)	14	18	10-7-1961	Florida State (2/NR)	33	0	10-16-1976	at South Carolina (16/NR)	7	10	10-12-2002	Arkansas State (25/NR)	52	17
11-23-1946	Mississippi State (NR/18)	0	20	10-14-1961	Houston -1 (1/NR)	47	7	9-10-1977	Alabama -9 (NR/6)	13	34	10-19-2002	at Alabama (21/24)	7	42
10-11-1947	at Vanderbilt (18/NR)	6	10	10-21-1961	Tulane -6 (2/NR)	41	0	9-17-1977	Notre Dame -6 (NR/3)	20	13	11-9-2002	at Georgia (NR/7)	17	31
11-1-1947	at LSU (NR/17)	20	18	10-28-1961	Vanderbilt (2/NR)	47	0	9-23-1978	at Missouri (NR/17)	14	45	11-23-2002	at LSU(NR/21)	13	14
11-29-1947	at Mississippi St. (15/NR)	33	14	11-4-1961	at LSU (2/10)	7	10	11-4-1978	at LSU (NR/12)	8	30	10-4-2003	at Florida (NR/24)	20	17
1-1-1948	TCU -2 (15/NR)	13	9	11-11-1961	Chattanooga (7/NR)	54	0	9-17-1979	Missouri -6 (NR/9)	7	33	10-25-2003	Arkansas (NR/20)	19	7
11-13-1948	Tennessee -1 (NR/18)	16	13	11-18-1961	Tennessee -1 (6/NR)	24	10	11-17-1979	Tennessee -6 (NR/18)	44	20	11-1-2003	South Carolina (20/NR)	43	40
10-29-1949	at LSU (NR/17)	7	34	12-2-1961	at Mississippi State (5/NR)	37	7	9-20-1980	Alabama -6 (NR/1)	35	59	11-8-2003	at Auburn (20/NR)	24	20
9-30-1950	at Kentucky (NR/13)	0	27	1-1-1962	Texas (5/3) -7	7	12	10-11-1980	at Georgia (NR/6)	21	28	11-22-2003	LSU (15/3)	14	17
10-14-1950	at Vanderbilt (NR/19)	14	20	9-22-1962	Memphis State (6/NR)	21	7	11-22-1980	Mississippi St. -6 (NR/17)	14	19	11-27-2003	at Mississippi St. (17/NR)	31	0
11-18-1950	at Tennessee (NR/9)	0	35	9-29-1962	Kentucky (7/NR)	14	0	10-3-1981	at Alabama (NR/11)	13	27	1-2-2004	Oklahoma St. -7 (16/21)	31	28
9-29-1951	Kentucky (NR/6)	21	17	10-6-1962	at Houston (7/NR)	40	7	10-10-1981	Georgia (NR/11)	7	37	10-9-2004	at So. Carolina (NR/25)	31	28
11-17-1951	Tennessee (NR/2)	21	46	10-20-1962	Tulane (5/NR)	21	0	9-18-1982	Alabama -6 (NR/4)	14	42	10-30-2004	Auburn (NR/3)	14	35
10-4-1952	Auburn -1 (18/NR)	20	7	10-27-1962	Vanderbilt (7/NR)	35	0	9-25-1982	Arkansas -4 (NR/9)	11	14	11-20-2004	at LSU(NR/14)	24	27
11-8-1952	at Houston (14/NR)	6	0	11-3-1962	at LSU (6/4)	15	7	10-9-1982	at Georgia (NR/5)	10	33	10-1-2005	at Tennessee (NR/9)	10	27
11-15-1952	Maryland (11/3)	21	14	11-10-1962	Chattanooga (4/NR)	52	7	10-30-1982	at LSU(NR/13)	8	45	10-15-2005	Alabama (NR/6)	10	13
11-29-1952	Mississippi State (6/NR)	20	14	11-17-1962	at Tennessee (3/NR)	19	6	9-17-1983	at Alabama (NR/12)	0	40	10-29-2005	at Auburn (NR/19)	3	27
1-1-1953	Georgia Tech -3 (7/2)	7	24	12-1-1962	Mississippi State (3/NR)	13	6	9-24-1983	Arkansas -6(NR/18)	13	10	11-19-2005	LSU (NR/4)	7	40
10-3-1953	at Auburn (15/NR)	0	13	1-1-1963	Arkansas -3 (3/6)	17	13	10-8-1983	Georgia (NR/11)	11	36	9-30-2006	Georgia (NR/10)	9	14
10-31-1953	at LSU(18/NR)	27	16	9-21-1963	at Memphis State (2/NR)	0	0	11-12-1983	at Tennessee (NR/19)	13	10	10-21-2006	at Arkansas (NR/15)	3	38
11-7-1953	North Texas (12/NR)	40	7	10-5-1963	at Houston (10/NR)	20	6	12-10-1983	Air Force -11 (NR/16)	3	9	10-28-2006	Auburn (NR/7)	17	23
11-14-1953	at Maryland (11/2)	0	38	10-19-1963	at Tulane (5/NR)	21	0	10-6-1984	Auburn (NR/18)	13	17	11-18-2006	at LSU (NR/9) (ot)	20	23
9-17-1954	North Texas -1 (10/NR)	35	12	10-26-1963	Vanderbilt (5/NR)	27	7	10-13-1984	at Georgia (NR/15)	12	18	9-22-2007	Florida (NR/3)	24	30
9-25-1954	Kentucky -1 (9/NR)	28	9	11-2-1963	at LSU (3/NR)	37	3	11-3-1984	at LSU(NR/15)	20	32	9-29-2007	at Georgia (NR/15)	17	45
10-2-1954	at Villanova (8/NR)	52	0	11-9-1963	Tampa (3/NR)	41	0	9-14-1985	Arkansas -6 (NR/14)	19	24	10-27-2007	at Auburn (NR/23)	3	17
10-9-1954	at Vanderbilt (7/NR)	22	7	11-16-1963	Tennessee -1 (3/NR)	20	0	10-5-1985	at Auburn (NR/14)	0	41	11-17-2007	LSU (NR/1)	24	41
10-16-1954	Tulane (7/NR)	34	7	11-30-1963	at Mississippi St. (3/NR)	10	10	10-12-1985	Georgia -6 (NR/18)	21	49	9-6-2008	at Wake Forest (NR/20)	28	30
10-23-1954	Arkansas -4 (5/7)	0	6	1-1-1964	Alabama -3 (7/8)	7	12	11-2-1985	LSU -6(NR/16)	0	14	9-27-2008	at Florida (NR/4)	31	30
10-30-1954	at LSU (12/NR)	21	6	9-19-1964	Memphis State (1/NR)	30	0	11-16-1985	at Tennessee (NR/18)	14	34	10-18-2008	at Alabama (NR/2)	20	24
11-6-1954	at Memphis State (9/NR)	51	0	9-26-1964	Kentucky -6 (1/NR)	21	27	9-13-1986	Arkansas -4 (NR/18)	0	21	11-22-2008	at LSU (NR/18)	31	13
11-13-1954	at Houston (7/NR)	26	0	10-31-1964	at LSU(NR/9)	10	11	11-1-1986	at LSU (NR/11)	21	19	11-28-2008	Mississippi State (25/NR)	45	0
9-17-1955	Georgia -5 (15/NR)	26	13	9-25-1965	at Kentucky (NR/10)	7	16	11-15-1986	Tennessee -6 (20/NR)	10	22	1-2-2009	Texas Tech -7 (20/8)	47	34
9-24-1955	at Kentucky (8/NR)	14	21	10-9-1965	Florida (NR/10)	0	17	9-12-1987	Arkansas -6 (NR/13)	10	31	9-6-2009	at Memphis (8/NR)	45	14
10-29-1955	at LSU(20/NR)	29	26	10-30-1965	LSU -6 (NR/5)	23	0	10-3-1987	Georgia (NR/20)	10	31	9-19-2009	SE Louisiana (5/NR)	52	6
11-5-1955	at Memphis St. (15/NR)	39	6	11-13-1965	Tennessee -1 (NR/8)	14	13	10-31-1987	LSU -6(NR/5)	13	42	9-24-2009	at South Carolina (4/NR)	10	16
11-12-1955	Houston -6 (14/NR)	27	11	11-1-1966	Alabama -6 (NR/3)	7	17	11-14-1987	at Tennessee (NR/15)	13	55	10-3-2009	at Vanderbilt (18/NR)	23	7
11-26-1955	at Mississippi St. (15/NR)	26	0	11-12-1966	at Tennessee (NR/10)	14	7	10-1-1988	at Georgia (NR/15)	12	36	10-10-2009	Alabama (16/3)	3	22
1-2-1956	Texas Christian -7 (10/5)	14	13	10-7-1967	Alabama -9 (NR/9)	7	21	10-8-1988	at Alabama (NR/12)	22	12	10-24-2009	Arkansas (25/NR)	30	17
9-22-1956	North Texas State (13/NR)	45	0	10-14-1967	Georgia -6 (NR/3)	29	20	10-29-1988	at LSU(NR/13)	20	31	10-30-2009	at Auburn (22/NR)	20	33
9-29-1956	Kentucky -1 (9/NR)	37	7	10-28-1967	Houston (NR/9)	14	13	9-23-1989	Arkansas -6 (NR/8)	17	24	11-21-2009	LSU (NR/8)	27	25
10-6-1956	Houston -6 (6/NR)	14	0	10-5-1968	Alabama -6 (NR/11)	10	8	10-7-1989	Alabama -6 (NR/13)	27	62	11-28-2009	Mississippi State (20/NR)	27	41
10-13-1956	Vanderbilt (7/13)	16	0	10-12-1968	at Georgia (13/17)	7	21	11-18-1989	at Tennessee (NR/9)	21	33	1-2-2010	Oklahoma State-13 (NR/18)	21	7
10-20-1956	Tulane -6 (6/19)	3	10	10-19-1968	Southern Miss (16/NR)	21	13	9-22-1990	Arkansas -4 (NR/13)	21	17	10-16-2010	at Alabama (NR/8)	10	23
10-27-1956	Arkansas -4 (10/NR)	0	14	10-26-1968	Houston -6 (17/NR)	7	20	10-13-1990	at Georgia (24/NR)	28	12	10-23-2010	at Arkansas (NR/21)	24	38
11-17-1956	at Tennessee (19/1)	7	27	11-2-1968	at LSU (NR/12)	27	24	10-20-1990	Arkansas State (18/NR)	42	13	10-30-2010	Auburn (NR/1)	31	51
9-28-1957	at Kentucky (19/NR)	15	0	11-16-1968	at Tennessee (NR/11)	0	31	10-27-1990	at Vanderbilt (17/NR)	14	13	11-20-2010	at LSU (NR/5)	36	43
10-5-1957	Hardin-Simmons (15/NR)	34	7	9-20-1969	Memphis State (9/NR)	28	3	11-3-1990	at LSU (17/NR)	19	10	11-27-2010	Mississippi State (NR/25)	23	31
10-12-1957	at Vanderbilt (14/NR)	28	0	9-27-1969	at Kentucky (8/NR)	9	10	11-17-1990	Tennessee -1 (15/14)	13	22	10-15-2011	Alabama (NR/2)	7	52
10-18-1957	at Tulane (11/NR)	50	0	10-4-1969	Alabama -9 (20/15)	32	33	11-24-1990	Mississippi St. -6 (21/NR)	21	9	10-22-2011	Arkansas (NR/10)	24	29
10-26-1957	Arkansas -1 (6/NR)	6	12	11-7-1969	Georgia -6 (NR/6)	25	17	1-1-1991	Michigan -8 (15/12)	3	35	10-29-2011	at Auburn (NR/23)	23	41
11-2-1957	Houston -6 (14/NR)	20	7	10-18-1969	Southern Miss (19/NR)	69	7	10-14-1991	at Auburn (NR/15)	13	23	11-19-2011	LSU (NR/1)	3	52
11-9-1957	LSU (14/NR)	14	12	10-25-1969	at Houston (17/NR)	11	25	10-12-1991	Georgia (23/22)	17	37	9-15-2012	Texas (NR/12)	31	66
11-16-1957	Tennessee -1 (8/7)	14	7	11-1-1969	LSU -6 (NR/6)	26	23	11-16-1991	at Tennessee (NR/10)						

2013 OLE MISS FOOTBALL
Ole Miss Game Results (as of Sep 28, 2013)
All games

Date	Opponent	Score	Overall	Conference	Time	Attend
* Aug 29, 2013	at Vanderbilt	W 39-35	1-0	1-0	3:39	40350
09-07-13	SOUTHEAST MISSOURI	W 31-13	2-0	1-0	2:54	60815
Sep 14, 2013	at Texas	W 44-23	3-0	1-0	3:26	101474
* Sep 28, 2013	at #1 Alabama	L 0-25	3-1	1-1	3:14	101821

2013 OLE MISS FOOTBALL
 Ole Miss Overall Team Statistics (as of Sep 28, 2013)
 All games

Team Statistics	UM	OPP
SCORING	114	96
Points Per Game	28.5	24.0
FIRST DOWNS	92	77
Rushing	44	33
Passing	45	39
Penalty	3	5
RUSHING YARDAGE	796	597
Yards gained rushing	890	677
Yards lost rushing	94	80
Rushing Attempts	157	151
Average Per Rush	5.1	4.0
Average Per Game	199.0	149.2
TDs Rushing	10	6
PASSING YARDAGE	879	835
Comp-Att-Int	79-138-2	86-128-4
Average Per Pass	6.4	6.5
Average Per Catch	11.1	9.7
Average Per Game	219.8	208.8
TDs Passing	4	5
TOTAL OFFENSE	1675	1432
Total Plays	295	279
Average Per Play	5.7	5.1
Average Per Game	418.8	358.0
KICK RETURNS: #-Yards	9-141	6-149
PUNT RETURNS: #-Yards	4-93	7-19
INT RETURNS: #-Yards	4-18	2-13
KICK RETURN AVERAGE	15.7	24.8
PUNT RETURN AVERAGE	23.2	2.7
INT RETURN AVERAGE	4.5	6.5
FUMBLES-LOST	5-4	8-2
PENALTIES-Yards	20-167	23-165
Average Per Game	41.8	41.2
PUNTS-Yards	15-712	22-904
Average Per Punt	47.5	41.1
Net punt average	42.2	35.0
KICKOFFS-Yards	22-1422	20-1186
Average Per Kick	64.6	59.3
Net kick average	40.8	39.8
TIME OF POSSESSION/Game	26:24	33:36
3RD-DOWN Conversions	25/55	26/62
3rd-Down Pct	45%	42%
4TH-DOWN Conversions	6/12	2/6
4th-Down Pct	50%	33%
SACKS BY-Yards	5-24	9-63
MISC YARDS	0	0
TOUCHDOWNS SCORED	15	11
FIELD GOALS-ATTEMPTS	3-5	6-6
ON-SIDE KICKS	0-0	0-0
RED-ZONE SCORES	(13-16) 81%	(10-11) 91%
RED-ZONE TOUCHDOWNS	(11-16) 69%	(7-11) 64%
PAT-ATTEMPTS	(13-14) 93%	(10-11) 91%
ATTENDANCE	60815	243645
Games/Avg Per Game	1/60815	3/81215
Neutral Site Games		0/0

Score by Quarters	1st	2nd	3rd	4th	OT	Total
Ole Miss	41	17	35	21	0	114
Opponents	10	43	27	16	0	96

2013 OLE MISS FOOTBALL
 Ole Miss Overall Individual Statistics (as of Sep 28, 2013)
 All games

Rushing	gp-gs	att	gain	loss	net	avg	td	lg	avg/g
Jeff Scott	4-4	43	358	0	358	8.3	2	75	89.5
Bo Wallace	4-4	44	175	50	125	2.8	3	22	31.2
Barry Brunetti	3-0	21	142	25	117	5.6	3	25	39.0
Jaylen Walton	4-1	22	84	3	81	3.7	1	11	20.2
I. Mathers	3-0	10	80	2	78	7.8	1	35	26.0
Mark Dodson	3-0	2	12	0	12	6.0	0	11	4.0
R. Nkemdiche	4-4	1	11	0	11	11.0	0	11	2.8
Jimmy Potepa	1-0	3	9	0	9	3.0	0	6	9.0
Kailo Moore	4-0	6	11	2	9	1.5	0	6	2.2
L. Treadwell	4-4	2	8	0	8	4.0	0	7	2.0
TEAM	3-0	3	0	12	-12	-4.0	0	0	-4.0
Total	4	157	890	94	796	5.1	10	75	199.0
Opponents	4	151	677	80	597	4.0	6	68	149.2

Passing	gp-gs	effic	comp	att	in	pct	yds	td	lg	avg/g
Bo Wallace	4-4	130.50	73	118	0	61.9	807	4	67	201.8
Barry Brunetti	3-0	54.09	3	13	0	23.1	48	0	18	16.0
Robert Ratliff	1-0	60.32	3	5	1	60.0	24	0	11	24.0
L. Treadwell	4-4	-100.0	0	2	1	0.0	0	0	0	0.0
Total	4	117.42	79	138	2	57.2	879	4	67	219.8
Opponents	4	128.62	86	128	4	67.2	835	5	55	208.8

Receiving	gp-gs	no.	yds	avg	td	lg	avg/g
L. Treadwell	4-4	20	205	10.2	0	38	51.2
Donte Moncrief	4-4	17	233	13.7	2	67	58.2
Evan Engram	4-2	13	189	14.5	2	64	47.2
Ja-Mes Logan	4-3	10	91	9.1	0	14	22.8
Jeff Scott	4-4	9	48	5.3	0	13	12.0
Jordan Holder	4-1	7	71	10.1	0	19	17.8
Cody Core	4-0	2	36	18.0	0	18	9.0
Q. Adebeyejo	4-1	1	6	6.0	0	6	1.5
Total	4	79	879	11.1	4	67	219.8
Opponents	4	86	835	9.7	5	55	208.8

Punt Returns	no.	yds	avg	td	lg
Jeff Scott	4	93	23.2	1	73
Total	4	93	23.2	1	73
Opponents	7	19	2.7	0	6

Interceptions	no.	yds	avg	td	lg
Cody Prewitt	3	18	6.0	0	16
Tony Conner	1	0	0.0	0	0
Total	4	18	4.5	0	16
Opponents	2	13	6.5	0	13

Kick Returns	no.	yds	avg	td	lg
Jaylen Walton	5	69	13.8	0	19
Kailo Moore	3	64	21.3	0	24
Mike Marry	1	8	8.0	0	8
Total	9	141	15.7	0	24
Opponents	6	149	24.8	0	51

Fumble Returns	no.	yds	avg	td	lg
Total	0	0	0.0	0	0
Opponents	1	43	43.0	0	43

2013 OLE MISS FOOTBALL
 Ole Miss Overall Individual Statistics (as of Sep 28, 2013)
 All games

Scoring	td	fg	PAT				dx	saf	pts
			kick	rush	rcv	pass			
Andrew Ritter	-	3-5	13-14	-	-	-	-	-	22
Barry Brunetti	3	-	-	-	-	-	-	-	18
Jeff Scott	3	-	-	-	-	-	-	-	18
Bo Wallace	3	-	-	-	-	1-1	-	-	18
Evan Engram	2	-	-	-	-	-	-	-	12
Donte Moncrief	2	-	-	-	-	-	-	-	12
Jaylen Walton	1	-	-	-	-	-	-	-	6
I. Mathers	1	-	-	-	-	-	-	-	6
L. Treadwell	-	-	-	-	1	-	-	-	2
Total	15	3-5	13-14	-	1	1-1	-	-	114
Opponents	11	6-6	10-11	-	-	-	-	1	96

Total Offense	g	plays	rush	pass	total	avg/g
Bo Wallace	4	162	125	807	932	233.0
Jeff Scott	4	43	358	0	358	89.5
Barry Brunetti	3	34	117	48	165	55.0
Jaylen Walton	4	22	81	0	81	20.2
I. Mathers	3	10	78	0	78	26.0
Robert Ratliff	1	5	0	24	24	24.0
Mark Dodson	3	2	12	0	12	4.0
R. Nkemdiche	4	1	11	0	11	2.8
Kailo Moore	4	6	9	0	9	2.2
Jimmy Potepa	1	3	9	0	9	9.0
L. Treadwell	4	4	8	0	8	2.0
TEAM	3	3	-12	0	-12	-4.0
Total	4	295	796	879	1675	418.8
Opponents	4	279	597	835	1432	358.0

Field Goals	fg	pct.	01-19	20-29	30-39	40-49	50-99	lg	blk
Andrew Ritter	3-5	60.0	0-0	0-0	2-2	0-1	1-2	52	0

FG Sequence	Ole Miss	Opponents
Vanderbilt	(30),55,44	-
Southeast Missouri	(37)	-
Texas	(52)	(28),(30),(47)
Alabama	-	(28),(53),(42)

Numbers in (parentheses) indicate field goal was made.

Punting	no.	yds	avg	lg	tb	fc	i20	50+	blk
Tyler Campbell	15	712	47.5	75	3	1	5	6	0
Total	15	712	47.5	75	3	1	5	6	0
Opponents	22	904	41.1	56	2	1	8	4	0

Kickoffs	no.	yds	avg	tb	ob	retn	net	ydIn
Andrew Ritter	22	142	64.6	15	1			
Total	22	142	64.6	15	1	124.8	40.8	24
Opponents	20	118	59.3	10	1	115.7	39.8	25

2013 OLE MISS FOOTBALL
 Ole Miss Overall Individual Statistics (as of Sep 28, 2013)
 All games

All Purpose	g	rush	rcv	pr	kr	ir	total	avg/g
Jeff Scott	4	358	48	93	0	0	499	124.8
Donte Moncri	4	0	233	0	0	0	233	58.2
L. Treadwell	4	8	205	0	0	0	213	53.2
Evan Ingram	4	0	189	0	0	0	189	47.2
Jaylen Walto	4	81	0	0	69	0	150	37.5
Bo Wallace	4	125	0	0	0	0	125	31.2
Barry Brunetti	3	117	0	0	0	0	117	39.0
Ja-Mes Loga	4	0	91	0	0	0	91	22.8
I. Mathers	3	78	0	0	0	0	78	26.0
Kailo Moore	4	9	0	0	64	0	73	18.2
Jordan Holde	4	0	71	0	0	0	71	17.8
Cody Core	4	0	36	0	0	0	36	9.0
Cody Prewitt	4	0	0	0	0	18	18	4.5
Mark Dodson	3	12	0	0	0	0	12	4.0
R. Nkemdich	4	11	0	0	0	0	11	2.8
Jimmy Potep	1	9	0	0	0	0	9	9.0
Mike Marry	4	0	0	0	8	0	8	2.0
Q. Adebeyejo	4	0	6	0	0	0	6	1.5
TEAM	3	-12	0	0	0	0	-12	-4.0
Total	4	796	879	93	141	18	1927	481.8
Opponents	4	597	835	19	149	13	1613	403.2

2013 OLE MISS FOOTBALL
Ole Miss Overall Defensive Statistics (as of Sep 28, 2013)
All games

##	Defensive Leaders	gp-gs	Tackles				tfl/yds	Sacks no-yds	Pass defense			Fumbles		blkd	
			ua	a	tot				int-yds	brup	qbh	rcv-yds	ff	kick	saf
1F	S. Bryant	3-3	21	14	35	4.0-5	1.0-1	.	1	1	
25	Cody Prewitt	4-4	15	7	22	.	.	3-18	4	1	.	1	.	.	
1C	Tony Conner	4-3	14	7	21	1.0-4	.	1-0	1	2	
2M	Mike Hilton	4-4	15	5	20	5.0-8	
7B	Trae Elston	4-3	12	6	18	1.5-3	.	.	2	
38	Mike Marry	4-4	8	6	14	1	1-0	.	.	.	
9B	D. Shackelford	4-0	7	7	14	1.0-2	
21	Senquez Golson	4-3	9	4	13	
55	Cameron Whigham	4-1	6	6	12	1.5-6	1	.	.	
10	C.J. Johnson	4-4	6	6	12	4.0-10	.	.	.	2	
56	W. Hamilton	4-3	5	6	11	1	
5B	R. Nkemdiche	4-4	8	2	10	4.0-9	.	.	2	1	
4B	D. Nkemdiche	2-1	4	5	9	1	.	.	
94	Issac Gross	4-1	3	5	8	2.0-8	1.5-7	.	1	1	
8B	Chief Brown	4-1	3	5	8	1-0	.	.	.	
54	Carlos Thompson	4-0	2	4	6	0.5-5	0.5-5	
1B	D. Collins	4-1	5	1	6	
1W	Channing Ward	4-0	4	2	6	1.5-7	1.0-6	.	.	2	.	2	.	.	
88	Cody Core	4-0	3	3	6	
95	Bryon Bennett	4-1	2	2	4	1.0-5	1.0-5	
19	Derrick Jones	1-0	1	3	4	
6B	Cliff Coleman	4-0	2	2	4	
2B	Q. Burdette	4-1	2	2	4	
23	A. Standifer	3-0	2	1	3	
3B	Charles Sawyer	2-0	1	1	2	
45	Lavon Hooks	3-0	.	1	1	1	
32	Temario Strong	4-0	1	.	1	
13	Brishen Mathews	2-0	.	1	1	
29	David Kamara	3-0	1	.	1	
7A	Mark Dodson	3-0	1	.	1	
24	Keith Lewis	4-0	1	.	1	
92	Carlton Martin	2-2	.	1	1	
51	Walker Sturgeon	1-0	.	1	1	
4A	Kailo Moore	4-0	1	.	1	
Total		4	165	116	281	27-72	5-24	4-18	11	13	2-0	5	.	.	
Opponents		4	182	70	252	17-75	9-63	2-13	27	12	4-43	3	1	1	

2013 OLE MISS FOOTBALL
Ole Miss Team Game-by-Game (as of Sep 28, 2013)
All games

TEAM STATISTICS

Date	Opponent	Rushing				Receiving				Passing				Kick Returns				Punt Returns				tot off		
		no.	yds	td	lg	no.	yds	td	lg	cmp	att	int	yds	td	lg	no.	yds	td	lg	no.	yds		td	lg
Aug 29	at Vanderbilt	37	206	5	75	31	283	0	39	31	47	0	283	0	39	1	14	0	14	1	11	0	11	489
09-07-13	SOUTHEAST MISSOURI	50	272	2	35	14	260	2	67	14	32	1	260	2	67	2	13	0	8	1	5	0	5	532
Sep 14	at Texas	45	272	3	32	17	177	2	19	17	27	0	177	2	19	2	42	0	24	1	73	1	73	449
Sep 28	at Alabama	25	46	0	11	17	159	0	38	17	32	1	159	0	38	4	72	0	21	1	4	0	4	205
Ole Miss		157	796	10	75	79	879	4	67	79	138	2	879	4	67	9	141	0	24	4	93	1	73	1675
		151	597	6	68	86	835	5	55	86	128	4	835	5	55	6	149	0	51	7	19	0	6	1432

Games played: 4
 Avg per rush: 5.1
 Avg per catch: 11.1
 Pass efficiency: 117.42
 Kick ret avg: 15.7
 Punt ret avg: 23.2
 All purpose avg/game: 481.8
 Total offense avg/gm: 418.8

Date	Opponent	Tackles				Sacks	Fumble		Pass Defense			Blkd	PAT Attempts			saf	pts
		ua	a	total	tfl-yds	no-yds	ff	fr-yds	int-yds	qbh	brup	kick	kick	rush	rcv		
Aug 2	at Vanderbilt	40	20	60	5.0-17	2.0-12	2	0-0	2-2	1	4	0	4-4	0	1	0	39
09-07-	SOUTHEAST MISS	35	38	73	6.0-14	1.0-6	1	1-0	1-0	3	0	0	4-4	0	0	0	31
Sep 1	at Texas	42	30	72	9.0-21	1.0-1	0	1-0	0-0	5	6	0	5-6	0	0	0	44
Sep 2	at Alabama	48	28	76	7.0-20	1.0-5	2	0-0	1-16	4	1	0	0-0	0	0	0	0
Ole Miss		165	116	281	27.0-72	5.0-24	5	2-0	4-18	13	11	0	13-14	0	1	0	114
		182	70	252	17.0-75	9.0-63	3	4-43	2-13	12	27	1	10-11	0	0	1	96

Date	Opponent	Punting							Field Goals			Kickoffs						
		no.	yds	avg	long	blkd	tb	fc	50+	i20	md-att	long	blkd	no.	yds	avg	tb	ob
Aug 2	at Vanderbilt	4	179	44.8	53	0	2	0	2	0	1-3	30	0	7	455	65.0	4	0
09-07-	SOUTHEAST MISS	2	104	52.0	56	0	0	0	1	2	1-1	37	0	6	390	65.0	6	0
Sep 1	at Texas	3	165	55.0	75	0	1	1	2	0	1-1	52	0	7	455	65.0	4	0
Sep 2	at Alabama	6	264	44.0	56	0	0	0	1	3	0-0	0	0	2	122	61.0	1	1
Ole Miss		15	712	47.5	75	0	3	1	6	5	3-5	52	0	22	1422	64.6	15	1
		22	904	41.1	56	0	2	1	4	8	6-6	53	0	20	1186	59.3	10	1

2013 OLE MISS FOOTBALL
Ole Miss Opponent Game-by-Game (as of Sep 28, 2013)
All games

OPPONENT STATISTICS

Date	Opponent	Rushing				Receiving				Passing				Kick Returns				Punt Returns				tot off		
		no.	yds	td	lg	no.	yds	td	lg	cmp	att	int	yds	td	lg	no.	yds	td	lg	no.	yds		td	lg
Aug 29	at Vanderbilt	33	126	3	32	21	300	2	55	21	36	2	300	2	55	3	57	0	34	1	2	0	2	426
09-07-13	SOUTHEAST MISSOURI	41	93	0	11	16	159	2	18	16	24	1	159	2	18	0	0	0	0	2	8	0	6	252
Sep 14	at Texas	37	124	1	18	24	196	1	25	24	36	0	196	1	25	3	92	0	51	1	5	0	5	320
Sep 28	at Alabama	40	254	2	68	25	180	0	17	25	32	1	180	0	17	0	0	0	0	3	4	0	3	434
Opponents		151	597	6	68	86	835	5	55	86	128	4	835	5	55	6	149	0	51	7	19	0	6	1432
		157	796	10	75	79	879	4	67	79	138	2	879	4	67	9	141	0	24	4	93	1	73	1675

Games played: 4
Avg per rush: 4.0
Avg per catch: 9.7
Pass efficiency: 128.62
Kick ret avg: 24.8
Punt ret avg: 2.7
All purpose avg/game: 403.2
Total offense avg/gm: 358.0

Date	Opponent	Tackles				Sacks	Fumble		Pass Defense			Blkd	PAT Attempts					
		ua	a	total	tfl-yds	no-yds	ff	fr-yds	int-yds	qbh	brup	kick	kick	rush	rcv	saf	pts	
Aug 2	at Vanderbilt	50	18	68	4.0-22	4.0-22	0	0-0	0-0	3	8	0	5-5	0	0	0	0	35
09-07-	SOUTHEAST MISS	51	14	65	6.0-29	3.0-25	2	2-43	1-13	0	7	0	1-2	0	0	0	13	
Sep 1	at Texas	44	20	64	2.0-3	0.0-0	0	1-0	0-0	5	3	1	2-2	0	0	0	23	
Sep 2	at Alabama	37	18	55	5.0-21	2.0-16	1	1-0	1-0	4	9	0	2-2	0	0	1	25	
Opponents		182	70	252	17.0-75	9.0-63	3	4-43	2-13	12	27	1	10-11	0	0	1	96	
		165	116	281	27.0-72	5.0-24	5	2-0	4-18	13	11	0	13-14	0	1	0	114	

Date	Opponent	Punting								Field Goals			Kickoffs					
		no.	yds	avg	long	blkd	tb	fc	50+	i20	md-att	long	blkd	no.	yds	avg	tb	ob
Aug 2	at Vanderbilt	5	200	40.0	52	0	0	0	2	1	0-0	0	0	6	375	62.5	5	0
09-07-	SOUTHEAST MISS	7	257	36.7	46	0	0	0	0	2	0-0	0	0	3	121	40.3	0	1
Sep 1	at Texas	5	216	43.2	52	0	1	0	1	2	3-3	47	0	6	384	64.0	4	0
Sep 2	at Alabama	5	231	46.2	56	0	1	1	1	3	3-3	53	0	5	306	61.2	1	0
Opponents		22	904	41.1	56	0	2	1	4	8	6-6	53	0	20	1186	59.3	10	1
		15	712	47.5	75	0	3	1	6	5	3-5	52	0	22	1422	64.6	15	1

2013 BREAKDOWN

Category	2013
Record	3-1
SEC	1-1
vs. SEC West	0-1
vs. SEC East	1-0
Non-Conference	2-0
Home	1-0
Away	2-1
Neutral	0-0
Day Games	0-1
Night Games (6 p.m. start or later)	3-0
vs. Top 25 teams	0-1
TV games	1-1
on ESPN	1-1
on Longhorn Network	1-0
When scoring first	3-0
When opponents score first	0-1
When leading at halftime	1-0
When trailing at halftime	2-1
When tied at halftime	0-0
When leading after third quarter	2-0
When trailing after third quarter	1-1
When tied after third quarter	0-0
In overtime games	0-0
When scoring less than 20 points	0-1
When scoring 20+ points	3-0
When scoring 30+ points	3-0
When allowing less than 20 points	1-0
When allowing 20+ points	2-1
When allowing 30+ points	1-0
When rushing for <100 yards	0-1
When rushing for 100+ yards	3-0
When rushing for 200+ yards	3-0
When passing for 200+ yards	2-0
When passing for 250+ yards	2-0
When passing for 300+ yards	0-0
When totaling <300 yds total offense	0-1
When gaining 300+ yds total offense	3-0
When allowing <100 yds rushing	1-0
When allowing 100+ yds rushing	2-1
When allowing 200+ yds rushing	0-1
When allowing <200 yds passing	2-1
When allowing 200+ yards passing	1-0
When allowing 250+ yards passing	1-0
When allowing 300+ yards passing	1-0
When allowing <300 yds total offense	1-0
When allowing 300+ yds total offense	2-1
When having a 100-yard rusher	3-0
When opp. have a 100-yard rusher	0-1
When having no turnovers	1-0
When having less than 3 turnovers	2-1
When having 3 or more turnovers	1-0
When having no takeaways	0-0
When having <3 takeaways	3-1
When having 3 or more takeaways	0-0
When having more than 30:00 TOP	0-0
When having less than 30:00 TOP	3-1

SCORING DRIVES

at Vanderbilt					
Started at	Plays	Yards	Time	Result	
Vanderbilt 31	6	18	1:42	FG	
Vanderbilt 42	9	42	3:17	TD	
Ole Miss 37	7	63	1:56	TD	
Ole Miss 25	15	75	4:24	TD	
Ole Miss 14	11	86	2:54	TD	
Ole Miss 25	2	75	0:23	TD	

vs. Southeast Missouri					
Started at	Plays	Yards	Time	Result	
Ole Miss 38	11	42	2:51	FG	
SEMO 47	8	47	2:21	TD	
Ole Miss 36	1	64	0:10	TD	
Ole Miss 23	4	77	0:37	TD	
Ole Miss 24	11	76	4:18	TD	

at Texas					
Started at	Plays	Yards	Time	Result	
Ole Miss 25	8	75	2:38	TD	
Ole Miss 43	8	57	2:15	TD	
Ole Miss 28	4	37	0:33	FG	
Ole Miss 20	12	80	4:50	TD	
Ole Miss 19	11	81	4:36	TD	
Ole Miss 41	4	59	1:26	TD	

CHARTING THE BIG PLAYS

— RUSHING —							— RECEIVING —						
Player	10-19	20-29	30-39	40-49	50+	Total	Player	10-19	20-29	30-39	40-49	50+	Total
J. Scott	8		1		1	10	Treadwell	8		1			9
Wallace	5	1				6	Moncrief	4	1	1		1	7
Brunetti		3				3	Engram	4	1			1	6
Mathers	1		1			2	Logan	6					6
Walton	1					1	Holder	4					4
Dodson	1					1	Core	2					2
R. Nkemdiche	1					1	J. Scott	2					2
TOTAL	17	4	2		1	24	TOTAL	30	2	2		2	36

— PASSING —						
Player	10-19	20-29	30-39	40-49	50+	Total
Wallace	26	2	2		2	32
Brunetti	3					3
Ratliff	1					1
TOTAL	30	2	2		2	36

IN THE RED ZONE

When the offense moves the ball inside the opponent's 20-yard line, the offense is considered to be in the "red zone," and in prime scoring position. The following chart shows how the Rebel offense performs inside the "red zone" during the 2013 season:

Game	Chances	TD	FG	TO	Downs	Missed FG	Half
at Vanderbilt	5	4	1	0	0	0	0
Southeast Missouri	4	2	1	1	0	0	0
at Texas	5	5	0	0	0	0	0
at Alabama	2	0	0	0	2	0	0
Totals	16	11	2	1	2	0	0
Opp. Totals	11	7	3	0	1	0	0

Ole Miss Scoring Percentage: .812 (13-of-16)
Opponents Scoring Percentage: .909 (10-of-11)

Ole Miss Points Scored: 84
Opponents Points Scored: 57

MISCELLANEOUS REBEL RECORDS

THE LAST TIME OLE MISS HAD . . .

30 or more first downs Central Arkansas, 2012 (31)
 500 yards rushing Auburn, 1951 (515)
 400 yards rushing Fresno State, 2010 (425)
 300 yards rushing Tulane, 2012 (304)
 200 yards rushing Texas, 2013 (272)
 400 yards passing Vanderbilt, 2012 (403)
 300 yards passing LSU, 2012 (316)
 600 yards total offense Louisiana-Monroe, 2003 (612)
 500 yards total offense Southeast Missouri, 2013 (532)
 90 plays total offense Vanderbilt, 2012 (90)
 Four passes intercepted Vanderbilt, 2011 (5)
 Four pass interceptions Southern Illinois, 2011 (4)
 10 sacks Mississippi State, 2008 (11)
 10 penalties Texas A&M, 2012 (10)
 100 yards in penalties Fresno State, 2011 (107)
 50 points Fresno State, 2010 (55)
 99 yard scoring drive Memphis State, 1989 (12 plays)
 90-plus yard scoring drive LSU, 2012
 (97 yards, 11 plays; Bo Wallace 1-yard run)

THE LAST TIME OLE MISS HELD ITS OPPONENT TO . . .

Less than 10 first downs Mississippi State, 2008 (8)
 10 first downs Mississippi State, 2006 (10)
 Negative yards rushing Mississippi State, 2008 (-64)
 10 yards rushing Georgia, 1993 (1)
 100 yards (or less) rushing Southeast Missouri, 2013 (93)
 Zero yards passing Alabama, 1988
 No pass completions Alabama, 1988
 10 yards passing Georgia, 1977 (7)
 10 pass attempts LSU, 2011 (8)
 Zero yards total offense Sewanee, 1938
 50 yards (or less) total offense Mississippi State, 2008 (24)
 75 yards (or less) total offense Mississippi State, 2008 (24)
 150 yards (or less) total offense Mississippi State, 2008 (24)
 200 yards (or less) total offense Tulane, 2012 (159)
 No touchdowns Tulane, 2012 (0 points)

THE LAST TIME OLE MISS . . .

Had two passers throw for 100 yards Jacksonville State, 2010
 (Nathan Stanley 133, Jeremiah Masoli 109)
 Had two passers complete 10 passes Auburn, 2005
 (Micheal Spurlock, 10-18, Ethan Flatt, 11-17)
 Had two runners rush for 100 yards Louisiana, 2010
 (Brandon Bolden 136, Enrique Davis 116)
 Had two receivers over 100 receiving yards Louisiana-Monroe, 2003
 (Chris Collins 121, Taye Biddle 105)
 Had two receivers catch 10 passes Arkansas, 2002
 (Bill Flowers 11, Chris Collins 10)
 Had four receivers catch five passes Vanderbilt, 2013
 (Laquon Treadwell 9, Evan Ingram 5, Donte Moncrief 5, Ja-Mes Logan 5)
 Had three receivers catch five passes Vanderbilt, 2013
 (Laquon Treadwell 9, Evan Ingram 5, Donte Moncrief 5, Ja-Mes Logan 5)
 Had two receivers catch five passes Vanderbilt, 2013
 (Laquon Treadwell 9, Evan Ingram 5, Donte Moncrief 5, Ja-Mes Logan 5)
 Completed a pass to at least 10 different receivers Tulane 2012 (10)
 Had a 100-yard rusher and a 100-yard receiver Mississippi State, 2012
 (Jeff Scott 111 yards rushing/Donte Moncrief 173 yards receiving)
 Had two players with 200 all-purpose yards Missouri, 2007
 (BenJarvus Green-Ellis 226, Marshay Green 208)
 Returned a punt for a TD Texas, 2013 (Jeff Scott, 73 yards)
 Returned a kickoff for a TD Texas, 2012 (Jaylen Walton, 100 yards)
 Returned an interception for a TD BYU, 2011 (Charles Sawyer, 96 yards)
 Returned two interceptions for TDs Northern Illinois, 1993
 (Alundis Brice, 37 yards; Antionius Bonner, 46 yards)
 Returned a fumble for a TD Citadel, 2005 (Travis Johnson, 16 yards)
 Recovered a fumble for a TD Auburn, 2012 (C.J. Johnson)
 Recovered four fumbles in a game Texas A&M, 2012
 Blocked a punt Arkansas, 2012 (Charles Sawyer)
 Blocked a punt for a TD Memphis, 2007
 (Kendrick Lewis recovered Brandon Sutherland's blocked punt)
 Blocked an opponent's FG attempt Fresno State, 2010
 (Allen Walker blocked Goessling's 46-yard attempt)
 Blocked an opponent's FG attempt for a TD Louisiana Tech, 2007
 (Brandon Jenkins blocked D. Horwedel's 36-yard attempt, Dustin Mouzon 55-yard return)
 Blocked two opponent's FG attempts Northern Arizona, 2009
 Had a punt blocked Texas, 2012
 Had a punt blocked for a TD Alabama, 2003
 Had a kickoff returned for a TD Mississippi State, 2012

Had a punt returned for a TD LSU, 2012
 Had an interception returned for a TD Texas A&M, 2012
 Had a fumble returned for a TD LSU, 2011
 Missed a PAT kick Texas, 2013
 Had a PAT kick blocked Texas, 2013
 Had a PAT kick blocked and returned for a two-point conversion Auburn, 2009
 Blocked an opponent's PAT kick Florida, 2008
 (Kentrell Lockett blocked J. Phillip's attempt)
 A successful two-point conversion Vanderbilt, 2013
 (Laquon Treadwell pass from Bo Wallace, 3rd quarter)
 Had a field goal attempt blocked Central Arkansas, 2012
 (Bryson Rose's 58-yard attempt)
 Had two field goal attempts blocked Kentucky, 2005
 (Robert Bass' 39-yd attempt, Matt Hinkle's 44-yard attempt)
 Gained a first down off a fake field goal attempt Georgia, 1995
 Scored a touchdown off a fake field goal attempt Alabama, 2008
 (Jason Cook 9-yard pass from Rob Park)
 Gained a first down off a fake punt Vanderbilt, 2013
 (Robert Nkemdiche 11-yard run)
 Recovered an onside kick Arkansas, 2011 (Jamal Mosley)
 Shut out an opponent Tulane, 2012 (39-0)
 Was shut out Alabama, 2013 (25-0)
 Played an overtime game Jacksonville State, 2010 (L, 48-49)
 Scored a safety Texas Tech, 2008
 (Patrick Trahan sacks Graham Harrell in the end zone)
 Scored 2 safeties in the same game Northern Illinois, 1993 (team)
 Gave up a safety Alabama, 2013
 Had no turnovers Vanderbilt, 2013
 Had no penalties Alabama, 2011
 Defeated a nationally ranked team Mississippi State, 2012
 (41-24, #25 Associated Press; #24 USA Today Coaches)
 Was ranked in top 25 Week of Sept. 30, 2013 (#24 AP)
 Ended the year ranked in top 25 2009 (#20 AP; #21 USA Today Coaches)

THE LAST TIME AN OLE MISS PLAYER . . .

Rushed 30 times BenJarvus Green-Ellis vs. Missouri, 2007 (33)
 Rushed 25 times Jeff Scott vs. Mississippi State, 2012 (28)
 Rushed for 250 yards Dexter McCluster vs. Tennessee, 2009 (282)
 Rushed for 200 yards Brandon Bolden vs. Fresno State, 2010 (228)
 Rushed for 150 yards Jeff Scott at Texas, 2013 (164)
 Rushed for 100 yards Jeff Scott at Texas, 2013 (164)
 Passed for 400 yards Bo Wallace vs. Vanderbilt, 2012 (403)
 Passed for 300 yards Bo Wallace at LSU, 2012 (310)
 Attempted 50 passes Eli Manning vs. Arkansas, 2002 (56)
 Attempted 40 passes Bo Wallace at Vanderbilt, 2013 (47)
 Attempted 30 passes Bo Wallace at Alabama, 2013 (31)
 Completed 30 passes Bo Wallace at Vanderbilt, 2013 (31)
 Completed 20 passes Bo Wallace at Vanderbilt, 2013 (31)
 Passed for 4 or more TDs Bo Wallace vs. Mississippi State, 2012 (5)
 Threw 3 or more interceptions Bo Wallace at LSU, 2012 (3)
 Had 400 yards Total Offense Bo Wallace vs. Vanderbilt, 2012 (407)
 Had 300 yards Total Offense Bo Wallace at Vanderbilt, 2013 (331)
 Had 100 yards rushing and passing Jeremiah Masoli vs. Vanderbilt, 2010
 (104 rushing, 190 passing)
 Had 100 yards rushing and receiving Dexter McCluster vs. Arkansas, 2009
 (123 rushing, 137 receiving)
 Had 250 All-Purpose Yards Dexter McCluster vs. Tennessee, 2009 (324)
 Had 200 All-Purpose Yards Jeff Scott at Texas, 2013 (243)
 Caught 10 passes Mike Espy vs. Tennessee, 2005 (10)
 Caught 9 passes Laquon Treadwell at Vanderbilt, 2013 (9)
 Had 100 receiving yards Donte Moncrief vs. Mississippi State, 2012 (173)
 Scored 10 points kicking Bryson Rose vs. Mississippi State, 2012 (11)
 Scored 4 touchdowns rushing Dexter McCluster vs. Tennessee, 2009
 Scored 3 touchdowns rushing Jeff Scott vs. Southern Illinois, 2011
 Scored 2 touchdowns rushing Bo Wallace & Barry Brunetti at Vanderbilt, 2013 (2)
 Scored 3 touchdowns receiving Donte Moncrief vs. Mississippi State, 2012 (3)
 Scored 2 touchdowns receiving Donte Moncrief vs. Mississippi State, 2012 (3)
 Scored a touchdown rushing, passing and receiving Bo Wallace vs. Auburn, 2012
 Intercepted 3 passes Don Price vs. Vanderbilt, 1986 (3)
 Intercepted 2 passes Senquez Golson at LSU, 2012 (2)
 Forced 3 fumbles Rory Johnson vs. Vanderbilt, 2006 (3)
 Recovered 2 fumbles Kentrell Lockett at Auburn, 2011 (2)
 Punted for a 70-yard game average Bill Smith vs. Southern Miss, 1984 (2-84.5)
 Kicked a 45-yard Field Goal Andrew Ritter at Texas, 2013 (52)
 Kicked a 50-yard Field Goal Andrew Ritter at Texas, 2013 (52)
 Kicked five field goals in game Bryson Rose vs. Louisiana, 2010 (5)
 Kicked four field goals in game Bryson Rose vs. Vanderbilt, 2012 (4)

OLE MISS 39, VANDERBILT 35

Game #1 • Aug. 29, 2013

Attendance: 40,350 • Vanderbilt Stadium • Nashville, Tenn.

NASHVILLE, Tenn. (AP) - Jeff Scott scored on a 75-yard touchdown run with 1:07 left, and Ole Miss rallied twice to beat Vanderbilt 39-35 in a wild season opener for both teams.

Vanderbilt went up 35-32 on a 34-yard TD pass from Austyn Carta-Samuels to Stephen Scheu with 1:30 left. But Scott beat the Commodores for a TD and the fourth lead change.

Vanderbilt had a final chance to extend the Southeastern Conference's longest winning streak, but Cody Prewitt intercepted a pass off Jordan Matthews' hands with 26 seconds left. That allowed the Rebels to snap a three-game skid to Vanderbilt.

Bo Wallace keyed the Rebels' rally from 11 points down running for two touchdowns and connecting with highly touted freshman Laquon Treadwell for the 2-point conversion. Wallace tied a career high with 31 completions on 47 attempts for 283 yards.

Treadwell showed why he was the nation's top-rated high school receiver last year with a college debut of nine catches for 82 yards, the most catches by an Ole Miss Rebel since Mike Espy had nine against Auburn in 2005. Freshman tight end Evan Engram had a strong college debut with five catches for 61 yards.

The Commodores gave up 29 points in the second half, their most since allowing 20 to Florida in their last loss Oct. 13.

Scott posted his eighth career 100-yard game with 138 yards on 12 carries, including the sensational 75-yard sprint for the winning touchdown.

Ole Miss	10	0	15	14	—	39
Vanderbilt	0	21	7	7	—	35
1st Quarter						
10:22	UM	A. Ritter 30-yard field goal				
06:04	UM	B. Brunetti 1-yard run (A. Ritter kick)				
2nd Quarter						
11:47	VU	W. Tate 3-yard run (C. Spear kick)				
10:18	VU	J. Matthews 55-yard pass from A. Carta-Samuels (C. Spear kick)				
03:27	VU	J. Seymour 3-yard run (C. Spear kick)				
3rd Quarter						
10:25	UM	B. Brunetti 3-yard run (A. Ritter kick)				
04:51	VU	W. Tate 3-yard run (C. Spear kick)				
00:27	UM	B. Wallace 3-yard run (L. Treadwell pass from B. Wallace)				
4th Quarter						
09:05	UM	B. Wallace 1-yard run (A. Ritter kick)				
01:30	VU	S. Scheu 34-yard pass from A. Carta-Samuels (C. Spear kick)				
01:07	UM	J. Scott 75-yard run (A. Ritter kick)				

Team Stats	UM	VU	Individual Leaders
First Downs	28	19	
Rushes-Yards	37-206	33-126	Rushing
Passing Yards	489	426	UM: J. Scott, 12-138 (TD)
Comp.-Att.-Int.	31-47-0	21-36-2	B. Wallace, 18-48 (2 TD)
Total Plays-Yards	84-489	69-426	VU: J. Seymour, 5-43 (TD)
Fumbles-Lost	0-0	2-0	W. Tate, 18-43 (2 TD)
Penalties-Yards	4-49	5-40	Passing
Punts-Avg.	4-44.8	5-40.0	UM: B. Wallace, 31-47-0-283
Punt Returns-Avg.	1-11.0	1-2.0	VU: A. Carta-S, 21-36-2-279 (2 TD)
KO Returns-Avg.	1-14.0	3-19.0	Receiving
Interceptions-Yds.	2-2	0-0	UM: L. Treadwell, 9-82
Possession Time	29:14	30:46	E. Engram, 5-61
3rd Down Conv.	6-14	8-16	D. Moncrief, 5-56
4th Down Conv.	2-2	1-1	VU: J. Matthews, 10-178 (TD)
Sacks By-Yards	2-12	4-22	

OLE MISS 31, SOUTHEAST MISSOURI 13

Game #2 • Sept. 7, 2013

Attendance: 60,815 • Vaught-Hemingway Stadium • Oxford, Miss.

OXFORD, Miss. - Playing in front of a sellout crowd of 60,815 in its home opener, the Ole Miss football team (2-0) raced out to a 31-0 lead by halftime, and cruised to a 31-13 victory over Southeast Missouri (0-2) at Vaught-Hemingway Stadium.

Junior quarterback Bo Wallace passed for 188 yards and two touchdowns in the first half and rested in the second half as senior quarterback Barry Brunetti took over. In his place, Brunetti rushed for a career-high 111 yards, including a four-yard scamper up the middle with 3:06 to play in the first quarter, giving the Rebels a 10-0 lead. Brunetti's touchdown rush was his third of the season, matching his season total from a year ago.

While Ole Miss head coach Hugh Freeze was pleased with his team's victory, he also wished the Rebels had finished a bit stronger in the second half.

Starting in place of injured preseason All-SEC linebacker Denzel Nkemdiche, junior linebacker Serderius Bryant had a fantastic game, recording a career- and team-high 15 tackles, including a career- and team-high eight solo tackles. Junior free safety Cody Prewitt grabbed his second interception of the season, and sophomore defensive back Chief Brown had his second career fumble recovery.

Following a 37-yard field goal by senior kicker Andrew Ritter and Brunetti's aforementioned touchdown run, the Rebels used the long ball to put points on the board in a hurry.

Wallace connected with freshman tight end Evan Engram down the left sideline for a 64-yard touchdown with 1:06 to play in the first quarter, and then hit junior wide receiver Donte Moncrief for a 67-yard touchdown pass with 13:03 to play in the second quarter, giving the Rebels a 24-0 lead.

Sophomore running back I'Tavius Mathers closed out the Ole Miss scoring with a nifty 10-yard rush on his second carry of the season. Mathers finished the game with 56 yards on four carries after missing the Rebels' season opener at Vanderbilt with an ankle injury.

Ole Miss' 31-point lead at halftime was its largest since holding a 31-0 halftime lead over Mississippi State on Nov. 28, 2008.

Southeast Missouri	0	0	13	0	—	13
Ole Miss	17	14	0	0	—	31
1st Quarter						
9:02	UM	A. Ritter 37-yard field goal				
3:06	UM	B. Brunetti 4-yard run (A. Ritter kick)				
1:06	UM	E. Engram 64-yard pass from B. Wallace (A. Ritter kick)				
2nd Quarter						
13:03	UM	D. Moncrief 67-yard pass from B. Wallace (A. Ritter kick)				
6:36	UM	I. Mathers 10-yard run (A. Ritter kick)				
3rd Quarter						
7:30	SEMO	D.J. Foster 14-yard pass from S. Lathrop (A. Knight kick)				
2:46	SEMO	S. Davis 16-yard pass from S. Lathrop (A. Knight kick failed)				

Team Stats	SEMO	UM	Individual Leaders
First Downs	17	25	
Rushes-Yards	41-93	50-272	Rushing
Passing Yards	159	260	UM: B. Brunetti, 18-111 (TD)
Comp.-Att.-Int.	16-24-1	14-32-1	I. Mathers, 4-56 (TD)
Total Plays-Yards	65-252	82-532	SEMO: R. Coleman, 13-45
Fumbles-Lost	2-1	3-2	S. Lathrop, 14-38
Penalties-Yards	4-25	3-15	Passing
Punts-Avg.	7-36.7	2-52.0	UM: B. Wallace, 8-15-0-188 (2 TD)
Punt Returns-Avg.	2-4.0	1-5.0	SEMO: S. Lathrop, 16-24-1-159 (2 TD)
KO Returns-Avg.	0-0.0	2-6.5	Receiving
Interceptions-Yds.	1-13	1-0	UM: D. Moncrief, 2-74 (TD)
Possession Time	33:20	26:40	E. Engram, 2-70 (TD)
3rd Down Conv.	6-14	10-17	J. Logan, 3-30
4th Down Conv.	0-1	3-4	SEMO: D.J. Foster, 6-53 (TD)
Sacks By-Yards	2-16	1-6	S. Davis, 4-43 (TD)
			P. McRoberts, 3-44

#25 OLE MISS 44, TEXAS 23

Game #3 • Sept. 14, 2013

Attendance: 101,474 • Royal-Texas Memorial Stadium • Austin, Texas

AUSTIN, Texas - Senior running back Jeff Scott ran for a career-high 164 yards and had a 73-yard punt return for a touchdown as Ole Miss scored 30 unanswered points to run past Texas 44-23 in front of the third-largest crowd (101, 474) at DKR Stadium.

With the win, the Rebels improved to 3-0 for the first time since 1989.

Bo Wallace passed for two touchdowns and ran another for the Rebels, who led 14-0 midway through the first quarter before Texas scored 23 straight points.

The Rebels rallied when Andrew Ritter kicked a 52-yard field goal on the last play of the first half and Wallace directed consecutive touchdown drives in the third quarter. Scott eluded six tacklers on a weaving, cross-field touchdown return that put the Rebels ahead 37-23 late in the third.

Scott recorded his ninth 100-yard rushing game, second of the year, and moved into a tie for ninth on the Rebels' all-time rushing TDs list with his 17th career rushing score (5-yarder in the first quarter). Scott also set a career high with 243 all-purpose yards, which is tied for the 10th-most in a game in school history.

Texas, which gave up 550 yards rushing a week earlier in a loss to BYU, surrendered 272 on the ground to Ole Miss. The Rebels eclipsed 250 rushing yards for the second straight game (272 vs. SEMO) and have posted 200-plus rushing yards in all three games.

The Rebel defense shut out the Longhorns in the second half and allowed UT to convert only 4-of-15 3rd-down attempts and 1-of-3 4th-down tries in the game. Junior linebacker Serderius Bryant led the Rebels with 11 tackles (six solo), his second straight double-digit performance. He also had a career-high 3.0 TFLs as the Landshark defense produced a season-high nine tackles for loss against the Longhorns.

Dating back to last season, this was Ole Miss' fifth consecutive victory. The Rebels' five-game winning streak is their longest since an eight-game streak between the 2008 and 2009 seasons.

Ole Miss	14	3	20	7	—	44
Texas	7	16	0	0	—	23

1st Quarter

12:22	UM	J. Scott 5-yard run (A. Ritter kick)
8:26	UM	D. Moncrief 18-yard pass from B. Wallace (A. Ritter kick)
3:50	UT	M. Davis 13-yard pass from C. McCoy (A. Fera kick)

2nd Quarter

13:12	UT	A. Fera 28-yard field goal
8:27	UT	J. Gray 8-yard run (A. Fera kick)
6:08	UT	A. Fera 30-yard field goal
0:39	UT	A. Fera 47-yard field goal
0:00	UM	A. Ritter 52-yard field goal

3rd Quarter

7:49	UM	B. Wallace 15-yard run (A. Ritter kick)
1:45	UM	E. Ingram 17-yard pass from B. Wallace (A. Ritter kick)
0:09	UM	J. Scott 73-yard punt return (A. Ritter kick blocked)

4th Quarter

8:42	UM	J. Walton 8-yard run (A. Ritter kick)
------	----	---------------------------------------

Team Stats	UM	UT	Individual Leaders
First Downs	28	20	Rushing
Rushes-Yards	45-272	37-124	UM: J. Scott, 19-164 (TD)
Passing Yards	177	196	B. Wallace, 12-57 (TD)
Comp.-Att.-Int.	17-27-0	24-36-0	UT: J. Gray, 19-91 (TD)
Total Plays-Yards	72-449	73-320	Passing
Fumbles-Lost	1-1	1-1	UM: B. Wallace, 17-25-0-177 (2 TD)
Penalties-Yards	8-74	7-50	UT: C. McCoy, 24-36-0-196 (TD)
Punts-Avg.	3-55.0	5-43.2	Receiving
Punt Returns-Avg.	1-73.0	1-5.0	UM: L. Treadwell, 5-45
KO Returns-Avg.	2-21.0	3-30.7	E. Ingram, 4-44 (TD)
Interceptions-Yds.	0-0	0-0	D. Moncrief, 4-43 (TD)
Possession Time	28:11	31:49	UT: K. Sanders, 7-55
3rd Down Conv.	5-10	4-15	M. Davis, 7-46 (TD)
4th Down Conv.	0-2	1-3	J. Shipley, 6-83
Sacks By-Yards	1-1	0-0	

#1 ALABAMA 25, #21 OLE MISS 0

Game #4 • Sept. 28, 2013

Attendance: 101,821 • Bryant-Denny Stadium • Tuscaloosa, Ala.

TUSCALOOSA, Ala. - For most of the game, No. 21 ranked Ole Miss' defense held their own against No. 1 Alabama, but the offense could not get anything going, as the Crimson Tide won 25-0 at Bryant-Denny Stadium.

T.J. Yeldon rushed for 121 yards, Kenyan Drake gained 99 and a dominating defense powered No. 1 Alabama.

Yeldon scored on a 68-yard run and Drake added a 50-yard scamper to revive a struggling running game for the Crimson Tide (4-0, 2-0 Southeastern Conference), which outgained the Rebels 434-205.

Ole Miss (3-1, 1-1) was seeking its first 4-0 start in 43 years but instead was shut out for the first time since Arkansas did it in November 1998.

AJ McCarron completed 25 of 32 passes for 180 yards with an interception for Alabama, which came in ranked last in the league in rushing. Alabama was held to 36 rushing yards in building a 9-0 halftime lead but gained another 218 on the ground in the second half.

Bo Wallace was 17-of-30 passing for 159 yards for the Rebels.

The Rebels' fast-paced offense came in averaging 38 points and 490 yards, but never got going and managed just 46 yards on 25 rushes. Alabama's C.J. Mosley made a tackle in the end zone in the fourth quarter for a safety, and Drake's 50-yarder came on the next play.

Jeff Scott, who was averaging 110 yards a game and 9.4 per carry, was held to 28 yards on eight attempts.

Seeking more respect nationally, Ole Miss trailed just 9-0 at halftime. Alabama's offense repeatedly stalled but Cade Foster hit field goals of 28, 42 and a career-long 53 yards.

The Rebels had several gambles fail, converting just 1 of 4 fourth-down tries.

They had a chance to close the gap early in the fourth quarter when Cody Prewitt intercepted McCarron's pass at the Alabama 31. It was Prewitt's third interception of the season, placing him among the national leaders.

The Rebels made it to the 13 and got another shot thanks to a false start before Wallace's fourth-and-5 pass fell incomplete. Coach Hugh Freeze went for it again, but Deion Belue broke up the throw headed toward the goal line.

Ole Miss	0	0	0	0	—	0
Alabama	3	6	7	9	—	25

1st Quarter

6:23	UA	C. Foster 28-yard field goal
------	----	------------------------------

2nd Quarter

5:44	UA	C. Foster 53-yard field goal
0:00	UA	C. Foster 42-yard field goal

3rd Quarter

14:08	UA	T.J. Yeldon 68-yard run (C. Foster kick)
-------	----	--

4th Quarter

5:43	UA	TEAM safety
5:32	UA	K. Drake 50-yard run (C. Foster kick)

Team Stats	UM	UA	Individual Leaders
First Downs	11	21	Rushing
Rushes-Yards	25-46	40-254	UM: J. Scott, 8-28
Passing Yards	159	180	B. Wallace, 12-5
Comp.-Att.-Int.	17-32-1	25-32-1	UA: T.J. Yeldon, 17-121 (TD)
Total Plays-Yards	57-205	72-434	K. Drake, 12-99 (TD)
Fumbles-Lost	1-1	3-0	Passing
Penalties-Yards	5-29	7-50	UM: B. Wallace, 17-31-0-159
Punts-Avg.	6-44.0	5-46.2	UA: AJ McCarron, 25-32-1-180
Punt Returns-Avg.	1-4.0	3-1.3	Receiving
KO Returns-Avg.	4-18.0	0-0.0	UM: D. Moncrief, 6-60
Interceptions-Yds.	1-16	1-0	L. Treadwell, 4-51
Possession Time	21:31	38:29	UA: C. Jones, 5-61
3rd Down Conv.	4-14	8-17	K. Norwood, 5-40
4th Down Conv.	1-4	0-1	K. Bell, 4-23
Sacks By-Yards	1-5	2-16	