



2013 AUBURN FOOTBALL GAME NOTES

Auburn Athletics Communications | 392 South Donahue Drive | Auburn, AL 36849 | 334.844.9800
AuburnTigers.com | Facebook: Facebook.com/FootballAU | Twitter: @FootballAU | #AUvsMSU

COACHES

Gus Malzahn (Henderson State, 1990)
Auburn Record..... 2-0 (1st year)
vs. Mississippi State..... first meeting
Overall Record 11-3 (2nd year)
vs. Mississippi State..... first meeting

Dan Mullen (Ursinus, 1994)
Mississippi State Record..... 30-23 (5th year)
vs. Auburn..... 1-3
Overall..... 30-23 (5th year)
vs. Auburn..... 1-3

SERIES

Auburn leads 60-24-2
at Auburn Auburn leads 27-6
at Starkville Auburn leads 12-5-1
at neutral sites..... Auburn leads 21-13-1
Last Meeting Miss St 28, Auburn 10 (9/8/12)
Current Streak..... Miss St, W1

RANKINGS

Auburn not ranked
Mississippi State not ranked

TV | ESPN2

Mark Jones Play-by-Play
Brock Huard Analysis
Maria Taylor Sideline

RADIO | AUBURN IMG NETWORK

Providing coverage via 50+ stations covering the Southeast: Rod Bramblett (play-by-play); Stan White (analyst); Quentin Riggins (sideline); Paul Ellen (studio/SEC Report); Andy Burcham (locker room).
SATELLITE RADIO Sirius 136/XM 201
IN AUBURN WGZZ-FM (94.3)
ONLINE..... AuburnTigers.com

AUBURN FOOTBALL COMMUNICATIONS

Kirk Sampson Associate AD
kirk@auburn.edu
Shelly Poe..... Assistant AD/Primary Contact
slp0019@auburn.edu
Chuck Gallina..... Director/Secondary Contact
chuckg@auburn.edu
Taylor Bryan Assistant Dir./Secondary Contact
taylor.bryan@auburn.edu
Todd VanEmst..... Photographer
todd@auburn.edu
Steve Sain Videographer
saino2001@yahoo.com
Main Office Phone: 334.844.9800 | Fax: 334.844.9807
Web site: www.AuburnTigers.com
Live stats: Auburn.Statbroadcast.com
Game hashtag: #AUvsMSU



GAME 3

AUBURN (2-0, 0-0 SEC) vs. MISSISSIPPI STATE (1-1, 0-0 SEC)



VS.

September 14, 2013 | 6:00 p.m. CT
TV: ESPN2 | Radio: Auburn IMG Sports Network
Jordan-Hare Stadium (87,451) | Auburn, Ala.

THE GAME

Auburn (2-0, 0-0 SEC) opens Southeastern Conference play for 2013 hosting Mississippi State (1-1, 0-0 SEC) on Saturday, September 14, 2013, at Jordan-Hare Stadium (87,451) in Auburn. Kick-off is 6:00 p.m. CT and will be televised by ESPN2.

FIRST AND 10

- Auburn opens the season with three home games for the 12th time in program history
- Gus Malzahn is 2-0 in his first season as Auburn head coach; he served as Auburn offensive coordinator from 2009-11
- Auburn has not allowed a touchdown in its last six quarters for the first time since games versus Mississippi State (four quarters) and LSU (two quarters) in 2008
- Four Auburn assistant coaches -- J.B. Grimes, Charlie Harbison, Ellis Johnson, Melvin Smith -- were previously on the Mississippi State staff for a total of 25 seasons
- Robenson Therezie, with two interceptions and seven tackles vs. Washington State in his first career start, earned SEC Defensive Player of the Week and Jim Thorpe DB of the week honors
- Punter Steven Clark is a semifinalist for the Senior CLASS Award
- All-time, 60 different Auburn players have rushed for 100 yards in a game, the latest Cameron Artis-Payne with 102 yards against Arkansas State
- The Tigers have returned at least one kickoff for a touchdown each of the last six seasons, the third longest streak in America; Tre Mason had a 100-yard return against Washington State
- Auburn is 45-29-5 all-time in SEC openers, and 18-2 over the last 20 SEC openers. The Tigers are 54-23-2 all-time in SEC home openers.
- Auburn is the only team in 2013 to have three of the SEC's top 15 rushers; Auburn has three of the top nine: Corey Grant (6), Tre Mason (7) and Cameron Artis-Payne (9)

AUBURN (2-0, 0-0 SEC)			MISSISSIPPI STATE (1-1, 0-0 SEC)		
Date	Opponent	Score/Time	Date	Opponent	Score/Time
Aug. 31	WASHINGTON ST. (ESPNU)	W, 31-24	Aug. 31	vs. Oklahoma State	L, 3-21
Sept. 7	ARKANSAS ST. (FSN)	W, 38-9	Sept. 7	ALCORN STATE (CSS)	W, 51-7
Sept. 14	MISSISSIPPI ST. (ESPN2)	6:00 p.m.	Sept. 14	at Auburn (ESPN2)	6:00 p.m.
Sept. 21	at LSU (ESPN)	6:45 p.m.	Sept. 21	TROY (FSN)	6:30 p.m.
Oct. 5	OLE MISS	TBA	Oct. 5	LSU	TBA
Oct. 12	WESTERN CAROLINA [HC]	TBA	Oct. 12	BOWLING GREEN	TBA
Oct. 19	at Texas A&M	TBA	Oct. 24	KENTUCKY (ESPN)	6:30 p.m.
Oct. 26	FLORIDA ATLANTIC	TBA	Nov. 2	at South Carolina	TBA
Nov. 2	at Arkansas	TBA	Nov. 9	at Texas A&M	TBA
Nov. 9	at Tennessee	TBA	Nov. 16	ALABAMA	TBA
Nov. 16	GEORGIA	TBA	Nov. 23	at Arkansas	TBA
Nov. 30	ALABAMA	TBA	Nov. 28	OLE MISS (ESPN)	6:30 p.m.













All times Central

SEC Champions:
1957, 1983, 1987, 1988, 1989, 2004, 2010
SEC West Champions:
1997, 2000, 2001, 2002, 2004, 2005, 2010

2013 AUBURN FOOTBALL GAME NOTES



2013 SCHEDULE/OPPONENTS

	vs. Washington State Aug. 31 Auburn, Ala. W, 31-24 ESPN	<i>Opening game of the Gus Malzahn era at Auburn is a 31-24 AU win ... first-time starter Robenson Therezie with two interceptions ... touchdown for Tre Mason on 100-yard kickoff return ... Corey Grant with first career 100-yard rushing game (146) ... Auburn with 396 yards total offense</i>
	vs. Arkansas State Sept. 7 Auburn, Ala. W, 38-9 FSN	<i>Tigers post 38-9 win over Malzahn's previous team...Auburn with 301 yards rushing led by Cameron Artis-Payne (102), Tre Mason (99)... 68-yard TD pass from Nick Marshall to Sammie Coates AU's longest since 2010 ... defense holds ASU without a TD ... Chris Davis (10), Cassanova McKinzy (8), LaDarius Owens (8) leading tacklers</i>
	vs. Mississippi State Sept. 14 Auburn, Ala. 6:00 p.m. ESPN2	<i>The SEC opener for both teams ...</i>
	at LSU Sept. 21 Baton Rouge, La. 6:45 p.m. ESPN	
	vs. Ole Miss Oct. 5 Auburn, Ala. TBA	
	vs. Western Carolina Oct. 12 Auburn, Ala. TBA	
	at Texas A&M Oct. 19 College Station, Texas TBA	
	vs. Florida Atlantic Oct. 26 Auburn, Ala. TBA	
	at Arkansas Nov. 2 Fayetteville, Ark. TBA	
	at Tennessee Nov. 9 Knoxville, Tenn. TBA	
	vs. Georgia Nov. 16 Auburn, Ala. TBA	
	vs. Alabama Nov. 30 Auburn, Ala. TBA	

AUBURN BY THE NUMBERS

Category	2013
Record	2-0
SEC	0-0
West	0-0
East	0-0
Non-Conference	2-0
Home	2-0
Away	0-0
Neutral	0-0
Day	0-0
Night	2-0
TV Games	2-0
ABC	0-0
CBS	0-0
ESPN	0-0
ESPN2	0-0
ESPNU	1-0
ESPN3D	0-0
FSN	1-0
SEC Network	0-0
CSS	0-0
Scoring first	1-0
Opponent scoring first	1-0
Leading at half	2-0
Trailing at half	0-0
Tied at half	0-0
Leading after Third Quarter	2-0
Trailing after Third Quarter	0-0
Tied after Three Quarters	0-0
Overtime Games	0-0
Scoring fewer than 20 points	0-0
Scoring 20+ points	2-0
Scoring 30+ points	2-0
Allowing fewer than 20 points	1-0
Allowing 20+ points	1-0
Allowing 30+ points	0-0
Rushing for less than 100 yards	0-0
Rushing for 100+ yards	2-0
Rushing for 200+ yards	2-0
Passing for 200+ yards	0-0
Passing for 300+ yards	0-0
Totaling less than 300 yards	0-0
Totaling 300+ yards	2-0
Totaling 400+ yards	2-0
Allowing less than 100 yards	0-0
Allowing less than 300 yards	0-0
Allowing 300+ yards	2-0
Having 100-yard rusher	2-0
Opp 100 yard rusher	0-0
No turnovers	0-0
Fewer than 3 turnovers	2-0
3 or more turnovers	0-0
No takeaways	0-0
Fewer than 3 takeaways	1-0
3 or more takeaways	1-0
More than 30:00 of possession	0-0
Less than 30:00 of possession	2-0



STATISTICAL COMPARISON

Auburn vs. Mississippi State
Per Game Statistics

	AU	MSU
Points	34.5	27.0
Total Offense	431.0	444.5
First Downs	19.5	23.5
Rushing Yards	298.0	194.0
Passing Yards	133.0	250.5
Time of Possession	27:50	36:30
3rd Down Pct.	39%	24%
Points Allowed	16.5	14.0
Yards Allowed	443.0	297.5
Rushing Yards Allowed	135.0	157.0
Passing Yards Allowed	308.0	140.5

STATISTICAL LEADERS

RUSHING YARDS

AUBURN	MISSISSIPPI ST.
Corey Grant.....186	A Shumpert.....98
Tre Mason.....172	Josh Robinson.....54
C Artis-Payne...154	Nick Griffin.....53
Nick Marshall.....80	L Perkins.....50

PASSING YARDS

AUBURN	MISSISSIPPI ST.
Nick Marshall...246	Dak Prescott.....263
J Wallace.....20	Tyler Russell.....133

RECEPTIONS

AUBURN	MISSISSIPPI ST.
Sammie Coates.....4	Jameon Lewis.....7
Quan Bray.....3	Malcolm Johnson...5
Ricardo Louis.....3	Fred Ross.....4
Jay Prosch.....3	D Wilson.....4

POINTS SCORED

AUBURN	MISSISSIPPI ST.
Cody Parkey.....19	Derrick Milton...12
Tre Mason.....18	A Shumpert.....12
Corey Grant.....12	Devon Bell.....10

TACKLES

AUBURN	MISSISSIPPI ST.
Chris Davis.....13	Deontae Skinner 15
R Therezie.....11	B McKinney.....10
LaDarius Owens.10	Taveze Calhoun....9
C McKinzy.....10	Dee Arrington.....8

INTERCEPTIONS

AUBURN	MISSISSIPPI ST.
R Therezie.....2	Deontae Skinner...1
Joshua Holsey.....1	

SACKS

AUBURN	MISSISSIPPI ST.
Ben Bradley.....1.0	Curtis Virges.....1.0
M Adams.....1.0	
L Owens.....1.0	

About Gus Malzahn

Gus Malzahn, who served as Auburn's offensive coordinator from 2009-11, is in his first year as Auburn's head coach. He is 2-0 at Auburn and 11-3 overall.

Malzahn, who won the Broyles Award as the nation's top assistant coach in 2010 while helping the Tigers to the BCS National Championship, returned to Auburn after serving as the head coach at Arkansas State in 2012, where he led the program to the Sun Belt Conference title. He was named Auburn's 27th head football coach on December 4, 2012.

Last season at Arkansas State, Malzahn led the Red Wolves to a 9-3 record and 7-1 conference mark. While at Auburn, Malzahn made an immediate impact during his tenure, highlighted by a record-setting offense in 2010 under Heisman Trophy winner Cam Newton. The 2010 Auburn offense set nine school records, including points in a season (577), points per game (41.2), total yards (6,989), total offense (499.2), rushing yards (3,987), rushing touchdowns (41) and passing touchdowns (31). Malzahn's record-setting offense in 2010 led the Southeastern Conference and finished in the top 10 nationally in six statistical categories.

Malzahn's arrival in 2009 and style of offense marked a drastic turnaround from the 2008 season when Auburn struggled offensively. In a two-year period, the Tigers improved from a tie for 110th to seventh in the nation in scoring offense (from 17.3 to 41.2) and from 104th to seventh in total offense.

Prior to Auburn, Malzahn was the offensive coordinator for two seasons at Tulsa (2007-08) and Arkansas (2006). Two of Malzahn's first three collegiate offenses ranked in the top 10 nationally in rushing, including the 2008 Tulsa team and 2006 Arkansas squad. His offenses at Tulsa were also among the nation's finest, ranking first nationally in total offense in 2007 and 2008. He coached Heisman Trophy finalist Darren McFadden at Arkansas, while helping the Razorbacks finish fourth nationally in rushing at 228.5 yards per game.

Malzahn's coaching career began in his home state of Arkansas at the high school level. In 14 seasons as a high school head coach, Malzahn led seven teams to the state championship game and won three titles. In July 2013, he was inducted into the Arkansas High School Sports Hall of Fame.

The Series

The Tigers hold a 60-24-2 (.709) record all-time against Mississippi State and have won four of the last five against the Bulldogs. Auburn has faced Mississippi State in its last nine SEC openers.

Auburn has a 27-6 advantage in all games played at Auburn, a 12-5-1 lead in all games played at Starkville, and a 21-13-1 advantage in games played at neutral sites. Those include Birmingham, Ala. (AU leads 14-11-1); Columbus, Miss. (AU leads 1-0); Jackson, Miss. (AU leads 5-2); and Montgomery, Ala. (AU leads 1-0).

Two of Auburn's last three games versus Mississippi State have come down to the final drive of the game. In 2010 at MSU, after blocking a FG attempt by Auburn, MSU took over on its own 20 with 90 seconds remaining and moved the ball to the AU 41 with 45 seconds remaining. Auburn held MSU on an incomplete 4th and 10 pass with 22 seconds remaining to preserve the win.

In 2011 at Auburn, Ryan Smith made his first tackle of the season and fourth of his career when he stopped MSU QB Chris Relf at the goal line with a leg tackle on the final play of the game to preserve a 41-34 victory over the No. 16 Bulldogs.

In 2012, despite a 100-yard kickoff return from Onterio McCalebb, the Bulldogs defeated the Tigers at Starkville 28-10 in the second game of the season.

In September Games

Auburn holds a 158-51-5 (.750) all-time record in games played during the month of September, and has won 33 of its last 41 September games.

The Tigers are 95-19-1 (.830) all-time at home in September, and 62-32-4 (.653) in games on the road during that month.

In SEC Openers

Auburn is 45-29-5 all-time in SEC openers, including a 18-2 mark in its last 20 league openers. In its last 15 SEC openers, Auburn has outscored its opponents 454-212. Auburn is 54-23-2 in SEC home openers since 1933.

SEC Numbers

In SEC action all-time, Auburn holds a 291-230-18 overall record. In SEC games played in Auburn, the Tigers are 118-52-6 all-time. In all SEC games played away from Auburn, the

SEC Champions:
1957, 1983, 1987, 1988, 1989, 2004, 2010
SEC West Champions:
1997, 2000, 2001, 2002, 2004, 2005, 2010

2013 AUBURN FOOTBALL GAME NOTES



Tigers are 173-179-12 overall.

Notes About The Coaching Staff...

Four Auburn assistant coaches were previously on the Mississippi State coaching staff. J.B. Grimes was the Bulldog offensive line coach from 2004-08, Charlie Harbison coached MSU's secondary from 2007-08 and Ellis Johnson (2004-07) served as MSU's defensive coordinator. Harbison was defensive coordinator for the Bulldogs in 2008. Melvin Smith did two tours of duty in Starkville, coaching receivers and later defensive backs from 1995-2001, and then returning as cornerbacks coach from 2006-12. Their tenure at Mississippi State totaled 25 seasons.

Gus Malzahn has produced nine 1,000-yard rushers in seven seasons as a college head coach/offensive coordinator including at least one in each season.

In eight seasons as a college head coach or coordinator, Malzahn has had a different starting quarterback: Robert Johnson (2006/Arkansas); Paul Smith (2007/Tulsa); David Johnson (2008/Tulsa); Chris Todd (2009/Auburn); Cam Newton (2010/Auburn); Barrett Trotter (2011/Auburn); Ryan Aplin (2012/Arkansas State); Nick Marshall (2013/Auburn).

Coach Malzahn has had nine 1,000-yard rushers, five 1,000-yard receivers and three 3,000-yard passers. Included in the 3,000-yard passers are Paul Smith, who threw for 5,065 yards for Tulsa in 2007 and David Johnson, who threw for 4,059 yards for Tulsa in 2008. Malzahn has had two 1,000-yard rushers in the same season twice, 2006 at Arkansas and 2010 at Auburn. His 2007 Tulsa team had three 1,000-yard receivers.

Rodney Garner and Dameyune Craig are the first pair of former Auburn Football lettermen to be on Auburn's staff at the same time since Kurt Crain and Garner were on the Tiger staff from 1993-95.

The last time Garner and Craig were in Auburn uniforms together at Jordan-Hare Stadium prior to this season was the 1995 Iron Bowl, a 31-27 Auburn victory. Craig's last home game as an Auburn quarterback was an AU 18-17 Iron Bowl victory in 1997.

Of the 31 schools that hired new head coaches for the 2013 season, 11 completely turned over their entire coaching staffs: Auburn, California, Cincinnati, Colorado, Florida International, Georgia State, Kentucky, Purdue, South Florida, Tennessee and Western

Kentucky. Six others retained one coach (Arkansas, Boston College, Idaho, North Carolina State, Southern Miss, Western Michigan), while the other 14 kept two or more former assistants on staff.

Honoring Champions

Four outstanding Auburn football teams will be honored during 2013 at Jordan-Hare Stadium. Members of each team will be recognized on the field; they will also visit with fans at the Verizon Wireless Autograph Tent located at Plainsman Park two hours prior to kickoff.

The 1963 Auburn squad celebrates its 50th anniversary at the Homecoming game versus Western Carolina October 12. Posting a 9-2 record under Coach Ralph "Shug" Jordan, the '63 Tigers, who finished No. 5 in the national rankings, faced Nebraska in the Orange Bowl.

The 1983 Tigers, Auburn's first SEC champions since 1957, will celebrate their 30th anniversary at the Florida Atlantic game. Posting an 11-1 record, 6-0 in SEC play, the '83 Auburn squad defeated Michigan 9-7 in the Sugar Bowl to finish No. 3 in most of the national polls.

The 1993 Tigers posted an undefeated 11-0 record and finished with a No. 4 national ranking; they were honored at the Washington State game. The 1988 Tigers, co-champions of the SEC and No. 7 in the nation, were honored vs. Arkansas State.

30+ Points Equals Victory

Auburn has won 79 consecutive games when scoring 30 or more points. The last time the Tigers lost when registering at least 30 points was a 56-49 four-overtime loss to Georgia in 1996. In its history, Auburn is now 294-4 all-time when scoring at least 30 points.

Preseason All-SEC

Six Auburn football players were selected as part of the SEC Coaches preseason all-conference teams released August 22.

Running back Tre Mason, who rushed for 1,002 yards in 2012, and center Reese Dismukes, a third-year starter on the offensive line, were selected for the second team offense.

Placekicker Cody Parkey and punter Steven Clark, both seniors, were second-team honorees as well. Named to the third team were tight end C.J. Uzomah and defensive end Dee Ford.

The Graduates

Five members of the 2013 Auburn squad

QUICK FACTS

Auburn University

Location	Auburn, Ala.
Founded.....	1856
Joined SEC.....	1932 (Original member)
Enrollment.....	25,469
Nickname.....	Tigers
Colors.....	Burnt Orange and Navy Blue
Facility (Capacity).....	Jordan-Hare Stadium (87,451)
Jordan-Hare Stadium Record.....	290-74-7
Playing Surface.....	Natural Grass
President	Dr. Jay Gogue
Director of Athletics	Jay Jacobs
Faculty Representative.....	Dr. Mary Boudreaux

Football History

First Year of Football	1892
All-Time Record (Years)	716-414-47 (121st)
All-Time SEC Record (Years).....	291-230-18 (80th)
Number of SEC Championships (Last).....	7 (2010)
All-Time Bowl Record.....	22-13-2
BCS Bowl Games	2 (2-0)
Number of National Championships ..2	(1957, 2010)
First-Team All-Americans	71
National Coach of the Year winners	2
Broyles Award winners.....	2
Heisman Trophy winners.....	3
Lombardi Award winners	2
Manning Award winners.....	1
Maxwell Award winners.....	1
Davey O'Brien Award winners	1
Outland Trophy winners.....	2
Thorpe Award winners.....	1
First-Team All-SEC Selections	241

Team Facts

Head Coach	Gus Malzahn
Alma Mater, Year	Henderson State, 1990
Year as Head Coach at Auburn.....	1st
Offensive Coordinator/QBs.....	Rhett Lashlee
Defensive Coordinator/LBs.....	Ellis Johnson
Associate Head Coach/DL.....	Rodney Garner
Co-Def Coord/Safeties	Charlie Harbison
Co-Off Coord/Receivers	Dameyune Craig
Tight Ends/Special Teams Coord.....	Scott Fountain
Offensive Line.....	J.B. Grimes
Running Backs	Tim Horton
Cornerbacks	Melvin Smith

Football Quick Facts

2012 Record.....	3-9
2012 SEC Record.....	0-8
SEC Finish	7th, Western Division
Lettermen Returning/Lost	41/18
Starters Returning.....	18 (8 offense, 7 defense, 3 spec)
Starters Lost.....	7 (3 offense, 4 defense)



TIGERS PERFECT TWICE SINCE 2004

Auburn is the only Southeastern Conference team to record two perfect seasons since 2004, going 13-0 in '04 and 14-0 in 2010. Since the 2004 season, Auburn has won 43 of its 68 SEC games and 45 of its 71 games against SEC schools, including the 2004 (vs. Tennessee) and 2010 (vs. South Carolina) SEC Championship games. SEC record since 2004:

	W-L	Pct.
LSU	53-19	.736
Florida	50-22	.694
Alabama	51-23	.689
Georgia	50-24	.676
Auburn	43-29	.597
South Carolina	39-34	.534
Arkansas	35-37	.486
Tennessee	33-39	.458
Mississippi State	23-49	.319
Kentucky	19-53	.263
Ole Miss	19-53	.263
Vanderbilt	19-54	.260

AUBURN IN OVERTIME

Auburn OT Record: 7-5
Home: 5-3
Road: 0-2
Neutral: 2-0
SEC: 1-4
Non-Conference: 6-1

Date	Opponent	Result
11/16/96	GEORGIA(4OT)	L, 56-49
9/25/99	OLE MISS	L, 24-27
11/11/00	GEORGIA	W, 29-26
10/20/01	LOUISIANA TECH	W, 48-41
9/28/02	SYRACUSE (3OT)	W, 37-34
10/19/02	at Florida	L, 30-23
10/22/05	at LSU	L, 20-17
9/8/07	SOUTH FLORIDA	L, 26-23
12/31/07	vs. Clemson*	W, 23-20
1/1/10	vs. Northwestern^	W, 38-35
9/18/10	CLEMSON	W, 27-24
9/15/12	ULM	W, 31-28

All games 1 OT unless noted
Home Games All Caps
* Chick-fil-A Bowl
^ Outback Bowl

Auburn OT Records:
First OT Game in SEC History: Auburn vs. Georgia, 1996
Most OT Periods: 4, vs. Georgia, 1996
Most OT Points Scored: 21 vs. Georgia, 1996
Most Rushing Yards: 40, Carnell Williams vs. Syracuse, 2002
Most Passing Yards: 45, Dameyune Craig vs. Georgia, 1996
Most Receiving Yards: 23, Karsten Bailey vs. Georgia, 1996

have already earned bachelor's degrees. Graduating in May were Nosa Eguae (communication), Steven Clark (exercise science) and Chandler Shakespeare (business management). Craig Sanders (human development and family studies) and Ryan Smith (public administration) were August graduates.

Starting 2-0

This is the 71st season Auburn has started 2-0; the last was 2011. In those previous 70 seasons, Auburn has compiled a final record of 489-178-23 (.725).

Of the 70 previous seasons in which Auburn has started 2-0, Auburn has finished the season with a winning record 59 times, a losing record six times and a .500 winning percentage five times.

After Two Games

- Corey Grant scored a touchdown for the second straight game with his 17-yard first-quarter run against Arkansas State. He's the first Auburn player to score touchdowns in the first two games of the season since Onterio McCalebb did so in 2009. Tre Mason has also scored touchdowns in Auburn's first two games this season.

- Auburn's 596 rushing yards are its most through two games since rushing for 691 yards in the first two games of 2009.
- Auburn's 862 total yards of offense are its most through two games since having 956 yards of total offense in the first two games of 2010.
- Auburn's 69 points are its most through two games since scoring 83 points in the first two games of 2011

More From The Arkansas State Win...

- Auburn held Arkansas State to nine points without a touchdown. The last game Auburn did not allow an opponent to score a touchdown was a 17-6 win over Florida in 2011.
- Senior cornerback Chris Davis finished the contest with 10 tackles, a career high. He had seven solo tackles, 1.5 sacks, two pass break-ups and one forced fumble.
- Auburn finished the game with 301 yards rushing, its first 300-yard rushing game since it rushed for 341 yards against Alabama A&M in 2012.
- Quan Bray's 33-yard kickoff return tied his

career long, first set against Utah State in 2011.

- The first-quarter 18-yard touchdown pass to Marcus Davis from Nick Marshall was the first career reception and score for Davis and the first career TD pass for Marshall. Marcus Davis is the first Auburn player to score a touchdown on his first career reception since Kiehl Frazier vs. ULM last season. The last non-QB to score a touchdown on his first reception was Philip Lutzenkirchen against Mississippi State in 2009.

- Jaylon Denson's 17-yard reception in the first quarter was a career long for the junior; his previous long was 12 against Arkansas in 2012.

- The 68-yard second quarter TD pass from Nick Marshall to Sammie Coates was a career long for both; Coates' previous long was 42 yards vs. Ole Miss last season. It was the first 60-yard-plus pass play for Auburn since a 62-yard pass from Cam Newton to Darvin Adams vs. South Carolina in the 2010 SEC championship game.

Tre Mason On The Carry

Junior Tre Mason continues to make his mark on the Auburn record book. With 1,335 career rushing yards, he ranks 32nd on the Auburn all-time list. With his 99-yard performance against Arkansas State, he passed Fred Beasley (1,241 from 1994-97) and Ed Dyas (1,298 from 1958-60). Next on the list is William Andrews (1976-78) with 1,347 yards.

Mason has scored in Auburn's first two games this season, with an 11-yard rushing touchdown against Arkansas State and rushing and rushing and return touchdowns against Washington State. Mason now has 13 career touchdowns at Auburn.

His kickoff return touchdown of 100 yards against Washington State was the second KOR score of his career; his first was a 97-yard return against Utah State in the 2011 season opener. The Tigers have returned 20 kickoffs for touchdowns in program history. Before Mason, Auburn's last kickoff return for a touchdown was a 100-yard return by Onterio McCalebb at Mississippi State last season.

Now in 10th place among Auburn career leaders in kickoff return yards, Mason has 877 total. He passed Roderick Hood (2000-02), who totaled 874 yards on 44 returns. Mason passed the 2,000-yard mark in all-purpose yardage against Washington State, and now has 2,119 all-purpose yards in his career.

SEC Champions:
1957, 1983, 1987, 1988, 1989, 2004, 2010
SEC West Champions:
1997, 2000, 2001, 2002, 2004, 2005, 2010

2013 AUBURN FOOTBALL GAME NOTES



On the final carry of 2012, Mason passed the 1,000-yard rushing mark, finishing with 1,002 yards on 171 carries (the fewest number of carries to 1,000 yards by any SEC rusher last season). He was the first non-quarterback to lead Auburn in total offense for a season since Bo Jackson in 1985.

Mason's 181-yard rushing total against Alabama A&M last season gave him his third 100-yard game. He also had 100-yard efforts with a then-career-high 152 against New Mexico State and 106 yards against Clemson. Mason's 86-yard touchdown run in the first quarter against Alabama A&M was the fourth longest rushing play in Auburn history and the seventh longest play from scrimmage ever.

Mason led Auburn in rushing for the 2012 season with 1,002 yards on 171 carries, a 5.9-yard per-carry average. Scoring twice against AAMU, his eight touchdowns were also most on the squad; he scored seven of those in the last seven games.

Kickoff Return String

Auburn ranks third in the nation among teams with the longest active streak of kickoff returns for a touchdown in consecutive seasons. The Tigers have had at least one kickoff return for a score in each of the past six seasons, including Tre Mason's 100-yard return against Washington State.

Schools with the most consecutive seasons with a kickoff return for a score (*already extended for 2013):

Kansas State	9*
Louisiana Tech	7
UCF	6
Auburn	5*
Northern Illinois	4
Florida	4
Arizona State	4
Toledo	4
Idaho	4

Auburn's KOR touchdowns during that string have come from: Onterio McCalebb (100 vs. Mississippi State, 2012 and 83 vs. Alabama, 2011); Tre Mason (97 vs. Utah State in 2011 and 100 vs. Washington State, 2013); Demond Washington (95 vs. Ole Miss, 2010 and 99 vs. Georgia, 2009); and Tristan Davis (97 vs. Arkansas and 95 vs. UT-Martin, 2008).

Grant On The Ground

With 146 yards rushing on nine carries

against Washington State, Corey Grant posted his first 100-yard game, the 59th Auburn rusher ever to do so. Grant's 75-yard touchdown run in the second quarter was his first Auburn score and the 24th-longest touchdown run in Auburn history.

Grant made his first career start against Arkansas State, and responded with a 17-yard first quarter touchdown. He leads the Tigers and ranks sixth among SEC rushers at 93.0 yards per game.

100 Yards For Artis-Payne

Cameron Artis-Payne scored his first career touchdown in the fourth quarter of the win over Arkansas State, a 12-yard run that also put him beyond 100 yards on the night, the 60th player in Auburn history to record a 100-yard rushing game. Through two games, the junior college transfer is averaging 77.0 yards per game on the ground, ninth among SEC rushers.

First-Time Tigers

In the season opener against Washington State, 14 Auburn players saw their first action in a Tiger uniform: Montravius Adams, Will Adams, Mackenro Alexander, Cameron Artis-Payne, Ben Bradley, Elijah Daniel, Marcus Davis, Johnathan Ford, Brandon King, Alex Kozan, Carl Lawson, Robert Leff, Nick Marshall and JaViere Mitchell.

There were eight more Tigers who saw their first Auburn action against Arkansas State: Gage Batten, Shon Coleman, T.J. Davis, Jordan Diamond, Kenny Flowers, Kamryn Melton, Gimel President and Tony Stevens. Of the first-time players this season, eight are true freshmen, nine are redshirt freshmen and five are junior college transfers.

On Scholarship

Formerly walk-ons, senior running back Chandler Shakespeare, senior safety Blake Poole and junior receiver Dimitri Reese were put on scholarship for the Fall Semester; classes began August 21.

Home Start

Auburn opens the season with three straight home contests for the 12th time in program history. Other seasons: 2009, 2007, 2005, 1999, 1995, 1993, 1988, 1986, 1982, 1980 and 1920.

No Return Policy

Senior punter Steven Clark, a 2011 Ray Guy Award finalist and 2012 semifinalist, continues to excel. He averaged 41.6 yards per punt on

TIGERS IN THE NFL

(As of Sept. 4, 2013)

Active Players

Name	Pos.	Team
Daren Bates	LB	St. Louis Rams
Rob Bironas	K	Tennessee Titans
Ronnie Brown	RB	San Diego Chargers
Josh Byner	LB	Baltimore Ravens
Jason Campbell	QB	Cleveland Browns
Karlos Dansby	LB	Arizona Cardinals
King Dunlap	OL	San Diego Chargers
Nick Fairley	DT	Detroit Lions
Quentin Groves	LB	Cleveland Browns
Ben Grubbs	OL	New Orleans Saints
Josh Harris	DS	Atlanta Falcons
Will Herring	LB	New Orleans Saints
Corey Lemonier	LB	San Francisco 49ers
Sen'Derrick Marks	DT	Jacksonville Jaguars
Brandon Mosley	OL	New York Giants
Cam Newton	QB	Carolina Panthers
Jerraud Powers	DB	Arizona Cardinals
Carlos Rogers	DB	San Francisco 49ers
Pat Sims	DT	Oakland Raiders
Ben Tate	RB	Houston Texans

IR/PUP

Tyronne Green	OL	New England Patriots
Jay Ratliff	DE	Dallas Cowboys

Practice Squad

Emory Blake	WR	St. Louis Rams
Onterio McCalebb	DB	Cincinnati Bengals

Notables

- As of September 1, Auburn has 24 players on NFL rosters, representing 17 different NFL teams.

- Auburn has had 27 players taken in the first round & four No. 1 overall draft picks: Cam Newton (Carolina, '11), Aundray Bruce (Atlanta, '88), Bo Jackson (Tampa, '86) & Tucker Frederickson (NY Giants, '65).

- At least one former Tiger has been selected to 14 of the last 15 Pro Bowls.

- Auburn has had at least one former player in eight of the last nine Super Bowls.



CAREER PARTICIPATION/STARTS

No.	Name	Pos.	GP/GS
1	Montravius Adams	DL	2/0
74	Will Adams	OL	2/0
21	Mackeno Alexander	DB	2/0
44	Cameron Artis-Payne	RB	2/0
40	Gage Batten	FB	1/0
98	Angelo Blackson	DL	27/12
50	Ben Bradley	DL	2/1
4	Quan Bray	WR	27/4
92	Kenneth Carter	DE	35/12
30	Steven Clark	P	32/-
18	Sammie Coates	WR	14/3
72	Shon Coleman	OL	1/0
97	Elijah Daniel	DL	2/0
11	Chris Davis	CB	36/19
80	Marcus Davis	WR	2/0
28	T.J. Davis	DB	1/0
52	Justin DeLaine	DE	3/0
89	Jaylon Denson	WR	27/4
76	Jordan Diamond	OL	1/0
50	Reese Dismukes	C	25/25
94	Nosa Eguae	DE	41/32
65	Tunde Fariyike	OL	26/2
31	Trent Fisher	DB	22/2
33	Kenny Flowers	LB	1/0
30	Dee Ford	DE	40/8
23	Johnathan Ford	DB	2/0
25	Kiehl Frazier	QB	22/5
17	Kris Frost	LB	12/0
11	Brandon Fulse	TE	27/9
26	Justin Garrett	DB	15/1
20	Corey Grant	RB	9/1
45	Kemiya Harrell	DL	3/0
48	Forrest Hill	DS	14/-
5	Jake Holland	LB	33/18
15	Joshua Holsey	DB	14/8
29	Brandon King	DB	2/0
63	Alex Kozan	OL	2/2
3	Jonathan Jones	DB	12/3
55	Carl Lawson	DE	2/0
70	Robert Leff	OL	2/0
59	Jake Lembke	DS	13/-
5	Ricardo Louis	WR	14/0
14	Nick Marshall	QB	2/2
21	Tre Mason	RB	26/9
8	Cassanova McKinzy	LB	9/4
37	Kamryn Melton	DB	1/0
51	Patrick Miller	OL	14/11
6	Jonathon Mincy	DB	27/17
16	JaViere Mitchell	LB	2/0
93	JaBrian Niles	DT	5/0
10	LaDarius Owens	DE	20/1
36	Cody Parkey	K	34/-
42	Gimel President	DE	1/0
35	Jay Prosch	FB	14/9
82	Melvin Ray	WR	12/0
1	Trovon Reed	WR	25/2
73	Greg Robinson	OL	14/13
13	Craig Sanders	DE	39/2
62	Chad Slade	OL	27/24
24	Ryan Smith	DB	33/3
8	Tony Stevens	WR	1/0
43	Anthony Swain	LB	12/0
27	Robenson Therezie	RB	26/2
81	C.J. Uzomah	TE	26/3
12	Jonathan Wallace	QB	11/4
99	Brian Walsh	DL	1/0
54	Jeffrey Whitaker	DT	36/19
19	Ryan White	DB	32/5
9	Jermaine Whitehead	DB	27/15
78	Colton Wingard	OL	1/0
90	Gabe Wright	DL	26/10
56	Avery Young	OT	4/3
49	Patrick Young	TE	1/0

five kicks against Washington State, with three punts inside the 20 and none returned. His average against Arkansas State was 41.5, with two kicks of 50+ yards.

Only five of his 70 punts last season were returned. Clark averaged 39.8 yards per punt in 2012, placing 15 kicks inside the 20. His season long was 54 yards against LSU; he had six punts last year of 50 yards or more.

For his career, Clark has a 39.9 average on 157 career punts, with 51 punts landing inside the 20 and 22 kicks of 50 yards or longer. Only 10.8 percent of his career punts (17-157) have been returned, for an average of just 4.9 yards per return.

Clark is now ninth in Auburn career total punts with 157 and 10th in Auburn career punting yards with 6,265; he passed Clyde Baumgartner (6,086 yards from 1974-76) on the all-time list.

Interceptors

Robenson Therezie and Joshua Holsey each recorded their first career interception against Washington State. It marked the first time two players recorded the first interception of their careers in the same game since Jake Holland and Jermaine Whitehead did so against Florida Atlantic in 2011.

Therezie was the first Auburn player to record two interceptions in a game since Josh Bynes did it against Arkansas in 2010. Auburn as a team had only two interceptions in the 2012 season.

For his efforts, Therezie was selected as SEC Defensive Player of the Week and the Jim Thorpe Award national defensive back of the week.

When Scoring 20+ Points

Since 2001, Auburn is 103-14 (.880) when scoring 20 or more points in a game. Dating back to the start of the 1993 season, Auburn is 146-21-1 (.872) when scoring 20 or more points in a game.

For Starters

Auburn has a total of 39 players with at least one career start for the Tigers. Tops on that list is Nosa Eguae with 32 career starts, eighth best among current SEC players.

Seven players have made their first career start for Auburn this season. Five made their first Auburn start against Washington State:

QB Nick Marshall, OG Alex Kozan, DE Craig Sanders, DE LaDarius Owens and Star Robenson Therezie. Against Arkansas State, defensive tackle Ben Bradley and tailback Corey Grant were first-time starters.

Among 2013 SEC programs, Auburn had the most returning career starts (365) on its roster, seventh most nationally entering the season.

Parkey For Three

Cody Parkey kicked a career-long 47-yard field goal against Washington State, one of three field goals he made in that 31-24 win. With his 35-yard field goal against Arkansas State, he has made 14 straight field goals from 45 yards and in, dating back through the 2011 Chick-fil-A Bowl.

With five point-after kicks as well against the Cougars, Parkey extended his SEC-leading string of consecutive PATs to 58; that total ranks him ninth nationally.

Parkey ranks fourth in Auburn career field goal percentage at .756 (28-37), just behind Scott Etheridge (.791/1992-93), Matt Hawkins (.788/1994-95) and Win Lyle (.763/1987-89).

During his career, 81 of Parkey's 163 kick-offs have gone for touchbacks (.497), including 79 of 128 since the beginning of his sophomore season (.617).

Last season, Parkey converted on nine straight three-pointers dating back through the 2011 season, before missing on a 49-yarder vs. Arkansas. That tied the third best string of consecutive field goals at Auburn since 1981.

Parkey was 11-14 on field goals last year, and 27-27 last season on PAT kicks. He made four field goals versus Clemson (37-46-27-36 yards), tying a Chick-fil-A Kickoff Classic record and earning him Lou Groza Award star of the week honors. Parkey's game-winner against ULM earned him SEC Special Teams Player of the Week honors.

Game Captains

Auburn will select game captains for the 2013 season. Cornerback Chris Davis and center Reese Dismukes served as captains against Washington State and Arkansas State.

Average Per Down

Here's a breakdown of how the 2013 Auburn offense is operating on first, second, third and fourth down.

SEC Champions:
1957, 1983, 1987, 1988, 1989, 2004, 2010
SEC West Champions:
1997, 2000, 2001, 2002, 2004, 2005, 2010

2013 AUBURN FOOTBALL GAME NOTES



On first down, the Tigers have run a total of 58 plays, gaining 412 yards for an average of 7.1 yards per play. On second down, AU has tried 46 plays for 245 yards, an average of 5.3 per play. On third down, the Tigers have run 28 plays, gaining 182 yards for a 6.5 average. Auburn has tried only one fourth-down attempts, gaining 20 yards.

Auburn's touchdowns this season have come four times on first down (three rush, one pass), twice on second down (two rush), and once times on third down (one pass).

Scoring By Quarters

This season in the first quarter, the Tigers have outscored the opposition 22-10. In the second quarter, Auburn holds a 24-14 advantage. In the third quarter, Auburn leads its opponents 10-9. Auburn has outscored its opponents 13-0 in the fourth quarter thus far this season. Auburn has held its opponents scoreless in three quarters (37.5%) this year.

NCAA Rankings

- Kick Return: 5th (39.60)
- Rush Offense: 15th (298.0)
- TO Margin: 27th (+1.0)
- Scoring Defense: 31st (16.5)
- Pass Eff Defense: 35th (106.6)
- Punt Return: 38th (10.50)
- Net Punting: 45th (39.33)
- Scoring Offense: 50th (34.5)
- Rush Defense: 52nd (135.0)
- Total Offense: 61st (431.0)
- Total Defense: 90th (443.0)
- Pass Defense: 108th (308.0)
- Pass Offense: 109th (133.0)

Winningest Programs

Entering the 2013 campaign, Auburn ranked among the 15 winningest BCS college football programs in all-time wins; the Tigers have 716 total victories. Teams that have 700+ all-time wins: Michigan, Texas, Nebraska, Notre Dame, Penn State, Ohio State, Oklahoma, Alabama, Tennessee, Southern Cal, Georgia, LSU, Auburn and West Virginia.

More Tiger Stripes...

- Auburn was one of only 13 teams nationally not to have at least one senior on its starting offensive line for the opening game. Auburn started juniors Reese Dismukes and Chad Slade, sophomores Patrick Miller and Greg Robinson and redshirt freshman Alex Kozan.
- Auburn (75) and Miami (Fla.) (73) are the only two teams to have played more than 70 games on ESPN all-time, entering the 2013

season.

- Auburn and Nebraska are the only two BCS teams to have three undefeated seasons since 1993.
- Auburn and Florida are the only two SEC teams undefeated against non-BCS teams since 1992.
- Auburn is currently tied for the longest bowl winning streak with five consecutive bowl victories.
- Auburn, Tennessee, and Florida are the only SEC teams that have never gone six consecutive seasons without playing in the SEC Championship Game.

Clark Senior CLASS Candidate

Auburn punter Steven Clark is one of 30 NCAA® Football Bowl Subdivision student-athletes who excel both on and off the field selected as candidates for the 2013 Senior CLASS Award® in collegiate football. To be eligible for the award, a student-athlete must be classified as an NCAA Division I FBS senior and have notable achievements in four areas of excellence – community, classroom, character and competition.

An acronym for Celebrating Loyalty and Achievement for Staying in School®, the Senior CLASS Award focuses on the total student-athlete and encourages students to use their platform in athletics to make a positive impact as leaders in their communities.

Of the 30 candidates, 12 have grade point averages of 3.0 or higher. Seven are all-Americans and 12 were all-conference selections in 2012. The Senior CLASS Award winner will be announced during the football bowl season in early January.

The 30 candidates will be narrowed to 10 finalists midway through the regular season, and those 10 names will be placed on the official ballot. Ballots will be distributed through a nationwide voting system to media, coaches and fans.

Lindy's All-Newcomer Team

Five Auburn players have been named to Lindy's preseason All-Newcomer football team, the most of any school nationally. Offensive guard Alex Kozan, running back Cameron Artis-Payne, defensive tackle Montravius Adams and defensive end Carl Lawson are on the first team, while quarterback Nick Marshall is on the second team.

Eguae Good Works Team Nominee

Senior Nosa Eguae is one of 150 nominees for the 2013 Allstate AFCA Good Works Team, the most ever in the award's 22-year history. The award recognizes a select group of college football players who have made a commitment to enriching the lives of others while contributing to the greater good of their communities.

Eguae is involved in a number of outreach initiatives, led by his work as a volunteer with the Pine Hills Literacy Project.

Since 1992, the Allstate AFCA Good Works Team® has honored college football players at all levels of the sport for their selfless acts of giving back to the community and off-the-field achievements. Auburn tight end Philip Lutzenkirchen was a member of the 2012 Allstate AFCA Good Works Team.

Jordan-Hare Stadium

Jordan-Hare Stadium, the 11th largest on-campus college football stadium, seats 87,451.

The stadium was dedicated Nov. 30, 1939, with 7,500 seats. Ten years later, 14,000 seats were added, and the stadium was named Cliff Hare Stadium (after a member of Auburn's first football team and eventual professor and dean of the School of Chemistry), although only 12 home games were played there over that 10-year span. Additional seats were added in 1955, 1960 and 1970. The West upper deck was completed in 1980; the East upper deck and suites were finished for the 1987 season. The most recent addition to the stadium was the construction of a LED board in 2007; Auburn was the first SEC school to install a high-definition video board display.

The facility was renamed Jordan-Hare Stadium in 1973, recognizing Hall of Fame coach Ralph "Shug" Jordan. The turf at Jordan-Hare Stadium was officially named after Pat Dye, Auburn's Hall of Fame coach and athletics director, prior to the 2005 Iron Bowl.

On game days, Auburn's Pat Dye Field at Jordan-Hare Stadium becomes the sixth-largest city in the state of Alabama; Auburn has averaged 80,000+ fans per game for the last 19 seasons. Since Jordan-Hare Stadium expanded to its current capacity prior to the 2004 season, the Tigers have tallied 28 sold-out games.

The Tigers have won 77.9 percent of their games in Jordan-Hare Stadium since its inception in 1939 and hold an overall record of 290-74-7 there.



The 2013 A-Day spring game at Jordan-Hare Stadium set an Auburn record with 83,401 fans in attendance. It was the largest spring game attendance in America for 2013.

2014 Auburn Schedule

The 2014 Auburn football schedule will feature seven home games and five road games, featuring SEC home contests against Arkansas, LSU, South Carolina and Texas A&M. Auburn's non-conference home games are against San Jose State, Louisiana Tech and Samford.

Auburn will open the 2014 season at Jordan-Hare Stadium against Arkansas on Aug. 30, the Tigers' first SEC season opener since a 46-13 win over Ole Miss in 1995. The dates for the A-Day and Homecoming in 2014 will be announced at a later date.

2014 Auburn Football Schedule

- Aug. 30 ARKANSAS
- Sept. 6 SAN JOSE STATE
- Sept. 20 at Kansas State
- Sept. 27 LOUISIANA TECH
- Oct. 4 LSU
- Oct. 11 at Mississippi State
- Oct. 25 SOUTH CAROLINA
- Nov. 1 at Ole Miss
- Nov. 8 TEXAS A&M
- Nov. 15 at Georgia
- Nov. 22 SAMFORD
- Nov. 29 at Alabama

2015 Chick-fil-A Kickoff

The Auburn University Tigers will meet the University of Louisville Cardinals in the Chick-fil-A Kickoff Game to open the 2015 college football season. The game is scheduled for Saturday, September 5, 2015.

Auburn is back for its second Chick-fil-A Kickoff Game appearance after facing Clemson in 2012. Auburn and Louisville have met only one other time on the gridiron dating back to 1974. The Tigers defeated the Cardinals 16-3 at Legion Field in Birmingham.

In the game, Auburn and Louisville will battle for The Old Leather Helmet Trophy, one of college football's newest rivalry-style icons.

Where They Go Next

Auburn plays its first road contest of 2013 on Saturday, September 21, traveling to LSU for a 6:45 p.m. game at Tiger Stadium televised by ESPN. Mississippi State hosts the Troy Trojans at 6:30 p.m. that Saturday; that game will be televised by FSN.

AUBURN GAMEDAY INFORMATION

Parking and Tailgating

More than 2,000 new free parking spaces and additional tailgating areas will be available throughout the season.

And More...

Ticket Scanners & Seat Selection: Ticket scanners will be used in Jordan-Hare Stadium for the first time this season. The scanning technology gives fans the ability to print tickets at home or transfer tickets to other Auburn fans. The Auburn Ticket Office encourages fans to arrive early at the gates for the season opener as the scanners are used for the first time.

Fan Fest: Coca-Cola Tiger Fan Fest is Auburn's free-of-charge pre-game interactive fan entertainment area located in front of the Nichols Center on Donahue Drive. Every home game, fans have the opportunity to check out sponsor displays, products and giveaways for just stopping by. Whether you're dropping by to let the kids play on the inflatable games, or listen to the live DJ, Tiger Fan Fest is a great way to add some fun to your Game Day.

Seat Upgrades: Fans can now upgrade their seats from the convenience of their smart phones. To sign up in advance for the service, fans can visit www.auburn.findexp.com the week of the first game.

Red Diamond Tailgate Show: Get a close up view of your favorite Auburn personalities with the Tiger Tailgate Show, presented by Red Diamond, located in the parking lot at Plainsman Park. Hosted by Paul Ellen, the Tiger Tailgate Show begins two hours prior to kickoff of every Auburn game and features Rod Bramblett, Stan White, and Quentin Riggins, along with special guests and former Auburn student-athletes. The Tiger Tailgate Show can be heard on the Auburn Football radio affiliate in your area.

Verizon Autograph Tent: Meet former football legends each Saturday at the Verizon Autograph Tent located in the Plainsman Park parking lot. The guest list changes every week so please visit www.AUBGAMEDAY.com for an up-to-date information.

2013 Preseason Honors

Steven Clark

- Ray Guy Award watch list
- Senior Bowl watch list
- Senior CLASS Award semifinalist
- All-SEC 2nd tm/SEC coaches
- All-SEC 2nd tm/Athlon
- All-SEC 3rd tm/SEC media

Chris Davis

- Senior Bowl watch list
- All-SEC 3rd tm/SEC media

Reese Dismukes

- Rimington Trophy watch list
- All-SEC 2nd tm/SEC coaches
- All-SEC 2nd tm/SEC media
- All-SEC 4th tm/Phil Steele

Nosa Eguae

- AFCA Good Works nominee
- Senior Bowl watch list

Dee Ford

- Senior Bowl watch list
- Bednarik Award watch list
- All-SEC 2nd tm/SEC media
- All-SEC 3rd tm/SEC coaches
- All-SEC 4th tm/Athlon
- Gil Brandt Top 100

Tre Mason

- Doak Walker Award watch list
- All-SEC 2nd tm/SEC coaches
- All-SEC 2nd tm/SEC media
- All-SEC 2nd tm/Phil Steele
- All-SEC 3rd tm/Athlon

Cody Parkey

- Lou Groza Award watch list
- All-SEC 2nd tm/SEC coaches
- All-SEC 2nd tm/SEC media
- All-SEC 2nd tm/Phil Steele
- All-SEC 2nd tm/Athlon

Jay Prosch

- Senior Bowl watch list

C.J. Uzomah

- John Mackey Award watch list
- All-SEC 3rd tm/SEC coaches
- All-SEC 3rd tm/Phil Steele

Jeffrey Whitaker

- Senior Bowl watch list

SEC Champions:
1957, 1983, 1987, 1988, 1989, 2004, 2010
SEC West Champions:
1997, 2000, 2001, 2002, 2004, 2005, 2010

2013 AUBURN FOOTBALL GAME NOTES



2013 AUBURN FOOTBALL NUMERICAL ROSTER

No.	Name	Pos.	Ht.	Wt.	Yr.	Hometown	No.	Name	Pos.	Ht.	Wt.	Yr.	Hometown
1	Trovon Reed	WR	6-0	190	Jr.	Thibodaux, LA	42	Chandler Shakespeare	RB	5-10	203	Sr.	Oxford, AL
1	Montravius Adams	DT	6-4	305	Fr.	Vienna, GA	43	Anthony Swain	LB	6-2	239	So.	Gadsden, AL
3	Jonathan Jones	DB	5-10	180	So.	Carrollton, GA	44	Cameron Artis-Payne	RB	5-11	210	Jr.	Harrisburg, PA
3	Dominic Walker	WR	6-1	211	Fr.	Orlando, FL	45	Keymiya Harrell	DE	6-4	247	So.	Selma, AL
4	Quan Bray	WR	5-10	186	Jr.	LaGrange, GA	45	Andrew Williams	RB	5-9	200	Jr.	Sunflower, AL
5	Jake Holland	LB	6-1	240	Sr.	Pelham, AL	47	Cameron Toney	LB	6-1	236	Fr.	Huntsville, AL
5	Ricardo Louis	WR	6-2	215	So.	Miami, FL	47	Spencer Smith	TE	6-6	240	RFr.	Birmingham, AL
6	Jonathon Mincy	DB	5-10	200	Jr.	East Atlanta, GA	48	Forrest Hill	DS	6-1	247	Jr.	Jonesboro, GA
6	Jeremy Johnson	QB	6-5	219	Fr.	Montgomery, AL	49	Patrick Young	FB	6-2	228	So.	Trussville, AL
8	Cassanova McKinzy	LB	6-3	246	So.	Birmingham, AL	50	Reese Dismukes	C	6-3	297	Jr.	Spanish Fort, AL
8	Tony Stevens	WR	6-4	190	Fr.	Orlando, FL	50	Ben Bradley	DT	6-1	295	Jr.	Norcross, GA
9	Jermaine Whitehead	DB	5-11	201	Jr.	Greenwood, MS	51	Patrick Miller	OL	6-7	283	So.	Palm Beach, FL
10	LaDarius Owens	DE	6-2	250	Jr.	Bessemer, AL	52	Justin DeLaine	DE	6-5	240	Jr.	Linden, AL
11	Chris Davis	CB	5-11	200	Sr.	Birmingham, AL	53	Devonte Danzey	OL	6-4	282	So.	Tampa, FL
11	Brandon Fulse	TE	6-4	263	Jr.	Fort Meade, FL	54	Jeffrey Whitaker	DT	6-4	310	Sr.	Warner Robins, GA
12	Jonathan Wallace	QB	6-2	206	So.	Phenix City, AL	55	Carl Lawson	DE	6-2	258	Fr.	Alpharetta, GA
13	Craig Sanders	DE	6-4	245	Sr.	Clio, AL	56	Avery Young	OT	6-6	304	RFr.	Palm Bch Gardens, FL
14	Nick Marshall	QB	6-1	210	Jr.	Pineview, GA	57	Grant Smith	LB	6-0	233	Fr.	Alpharetta, GA
15	Joshua Holsey	DB	5-11	197	So.	Fairburn, GA	58	Luke Ebbesmeyer	DB	6-6	206	Fr.	Orlando, FL
16	JaViere Mitchell	LB	6-2	205	RFr.	Leeds, AL	59	Jake Lembke	DS	6-2	240	Sr.	New Lenox, IL
16	Tucker Tuberville	QB	6-0	185	RFr.	Auburn, AL	60	Jackson Thomas	DL	6-1	246	RFr.	Birmingham, AL
17	Kris Frost	LB	6-2	238	So.	Matthews, NC	61	Michael Sulka	DS	6-3	241	RFr.	Bluffton, SC
17	Ben Durand	QB	6-3	200	So.	Tyngsborough, MA	62	Chad Slade	OL	6-5	313	Jr.	Moody, AL
18	Sammie Coates	WR	6-2	201	So.	Leroy, AL	63	Alex Kozan	OL	6-4	297	RFr.	Castle Rock, CO
19	Ryan White	DB	5-11	196	Sr.	Tallahassee, FL	64	Duncan McKinney	K	5-11	181	So.	Florence, AL
20	Corey Grant	RB	5-11	205	Jr.	Opelika, AL	65	Tunde Fariyike	OL	6-2	305	Jr.	Thomaston, GA
20	Mack VanGorder	DB	6-1	195	So.	Gainesville, GA	66	Kevin Austin	OL	6-1	272	Fr.	Roswell, GA
21	Tre Mason	RB	5-10	205	Jr.	Palm Beach, FL	67	Chase Robison	DE	6-4	237	RFr.	Memphis, TN
21	Mackenro Alexander	DB	5-11	192	Fr.	Immokalee, FL	68	Kyle Bolstad	OL	6-4	262	RFr.	Brentwood, TN
22	Khari Harding	DB	6-0	223	Fr.	Edmond, OK	70	Robert Leff	OL	6-6	284	RFr.	Fairhope, AL
23	Johnathan Ford	RB	6-0	186	Fr.	Big Cove, AL	72	Shon Coleman	OL	6-6	299	RFr.	Memphis, TN
24	Ryan Smith	DB	6-2	194	Sr.	Cordova, AL	73	Greg Robinson	OL	6-5	320	So.	Thibodaux, LA
25	Kiehl Frazier	DB	6-2	224	Jr.	Springdale, AR	74	Will Adams	OL	6-7	297	RFr.	Tyrone, GA
25	Peyton Barber	RB	5-11	217	Fr.	Alpharetta, GA	75	Deon Mix	OL	6-4	310	Fr.	Batesville, MS
26	Justin Garrett	DB	6-1	218	Jr.	Tucker, GA	76	Jordan Diamond	OT	6-6	315	RFr.	Chicago, IL
27	Robenson Therezie	DB	5-9	204	Jr.	Miami, FL	77	Shane Callahan	OL	6-6	275	RFr.	Parker, CO
28	T.J. Davis	DB	6-1	191	RFr.	Tallahassee, FL	78	Colton Wingard	OL	6-2	295	So.	Alabaster, AL
28	Jimmy Hutchinson	P	6-2	190	Fr.	Marietta, GA	79	Eric Averett	OL	6-3	254	RFr.	Enterprise, AL
29	Brandon King	DB	6-1	212	Jr.	Alabaster, AL	80	Marcus Davis	WR	5-9	176	Fr.	Delray Beach, FL
29	Tyler Stovall	P	6-1	205	Fr.	Hokes Bluff, AL	81	C.J. Uzomah	TE	6-4	258	Jr.	Suwanee, GA
30	Steven Clark	P	6-5	230	Sr.	Kansas City, MO	82	Melvin Ray	WR	6-3	213	So.	Tallahassee, FL
30	Dee Ford	DE	6-2	240	Sr.	Odenville, AL	83	Michael Clifton	TE	6-3	251	RFr.	Evans, GA
31	Trent Fisher	DB	6-1	200	Jr.	Nashville, TN	84	Cade Hoffman	WR	5-11	191	Fr.	Hoover, AL
31	Mark White	WR	5-10	180	RFr.	Pike Road, AL	85	Wirth Campbell	TE	6-3	208	So.	Nashville, TN
32	Blake Poole	DB	5-11	192	Sr.	Buchanan, GA	86	Dimitri Reese	WR	5-11	180	Jr.	Birmingham, AL
32	Wade Norberg	TE	6-6	210	Jr.	South Lake Tahoe, CA	87	Gray King	WR	5-10	162	Fr.	Atlanta, GA
33	Kenny Flowers	LB	6-1	240	So.	Lilburn, GA	89	Jaylon Denson	WR	6-3	219	Jr.	Hoover, AL
35	Jay Prosch	FB	6-0	258	Sr.	Mobile, AL	90	Gabe Wright	DL	6-3	296	Jr.	Columbus, GA
36	Cody Parkey	K	6-0	190	Sr.	Jupiter, FL	91	Tyler Nero	DL	6-2	271	RFr.	Atmore, AL
37	Kamryn Melton	DB	5-10	173	Fr.	Dothan, AL	92	Kenneth Carter	DE	6-4	280	Sr.	Greenville, AL
38	Daniel Carlson	K	6-4	205	Fr.	Colorado Springs, CO	93	JaBrian Niles	DL	6-2	293	So.	Mobile, AL
38	Adam Dyas	DB	5-9	212	Jr.	Mobile, AL	94	Nosa Eguae	DE	6-3	269	Sr.	Mansfield, TX
39	B.J. Trimble	WR	5-10	161	So.	Fayetteville, GA	95	Reid Brooks	DE	6-2	230	RFr.	Dothan, AL
39	Alex Kvikly	K	6-1	189	So.	Marietta, GA	96	Aaron Garrison	DL	6-2	251	Fr.	Ozark, AL
40	Gage Batten	FB	6-0	235	RFr.	Palm Bch Gardens, FL	97	Elijah Daniel	DE	6-2	264	Fr.	Avon, IN
41	Patrick Lymon	RB	5-10	194	Jr.	Huntsville, AL	98	Angelo Blackson	DL	6-4	310	Jr.	Bear, DE
42	Gimel President	DE	6-4	248	RFr.	Mt. Pleasant, SC	99	Brian Walsh	DL	6-3	311	So.	Winter Springs, FL



2013 AUBURN FOOTBALL GAME NOTES

Perfect Seasons:
1900, 1904, 1913, 1957, 1993, 2004, 2010
National Champions:
1957, 2010

2013 AUBURN FOOTBALL ALPHABETICAL ROSTER

No.	Name	Pos.	Ht.	Wt.	Yr.	Hometown	No.	Name	Pos.	Ht.	Wt.	Yr.	Hometown
1	Montravius Adams	DT	6-4	305	Fr.	Vienna, GA	55	Carl Lawson	DE	6-2	258	Fr.	Alpharetta, GA
74	Will Adams	OL	6-7	297	RFr.	Tyrone, GA	70	Robert Leff	OL	6-6	284	RFr.	Fairhope, AL
21	Mackenro Alexander	DB	5-11	192	Fr.	Immokalee, FL	59	Jake Lembke	DS	6-2	240	Sr.	New Lenox, IL
44	Cameron Artis-Payne	RB	5-11	210	Jr.	Harrisburg, PA	5	Ricardo Louis	WR	6-2	215	So.	Miami, FL
66	Kevin Austin	OL	6-1	272	Fr.	Roswell, GA	41	Patrick Lymon	RB	5-10	194	Jr.	Huntsville, AL
79	Eric Averett	OL	6-3	254	RFr.	Enterprise, AL	14	Nick Marshall	QB	6-1	210	Jr.	Pineview, GA
25	Peyton Barber	RB	5-11	217	Fr.	Alpharetta, GA	21	Tre Mason	RB	5-10	205	Jr.	Palm Beach, FL
40	Gage Batten	FB	6-0	235	RFr.	Palm Beach Gardens, FL	64	Duncan McKinney	K	5-11	181	So.	Florence, AL
98	Angelo Blackson	DL	6-4	310	Jr.	Bear, DE	8	Cassanova McKinzy	LB	6-3	246	So.	Birmingham, AL
68	Kyle Bolstad	OL	6-4	262	RFr.	Brentwood, TN	37	Kamryn Melton	DB	5-10	173	Fr.	Dothan, AL
50	Ben Bradley	DT	6-1	295	Jr.	Norcross, GA	51	Patrick Miller	OL	6-7	283	So.	Palm Beach, FL
4	Quan Bray	WR	5-10	186	Jr.	LaGrange, GA	6	Jonathon Mincy	DB	5-10	200	Jr.	East Atlanta, GA
95	Reid Brooks	DE	6-2	230	RFr.	Dothan, AL	16	JaViere Mitchell	LB	6-2	205	RFr.	Leeds, AL
77	Shane Callahan	OL	6-6	275	RFr.	Parker, CO	75	Deon Mix	OL	6-4	310	Fr.	Batesville, MS
85	Wirth Campbell	TE	6-3	208	So.	Nashville, TN	91	Tyler Nero	DL	6-2	271	RFr.	Atmore, AL
38	Daniel Carlson	K	6-4	205	Fr.	Colorado Springs, CO	93	JaBryan Niles	DL	6-2	293	So.	Mobile, AL
92	Kenneth Carter	DE	6-4	280	Sr.	Greenville, AL	32	Wade Norberg	TE	6-6	210	Jr.	South Lake Tahoe, CA
30	Steven Clark	P	6-5	230	Sr.	Kansas City, MO	10	LaDarius Owens	DE	6-2	250	Jr.	Bessemer, AL
83	Michael Clifton	TE	6-3	251	RFr.	Evans, GA	36	Cody Parkey	K	6-0	190	Sr.	Jupiter, FL
18	Sammie Coates	WR	6-2	201	So.	Leroy, AL	32	Blake Poole	DB	5-11	192	Sr.	Buchanan, GA
72	Shon Coleman	OL	6-6	299	RFr.	Memphis, TN	42	Gimel President	DE	6-4	248	RFr.	Mt. Pleasant, SC
97	Elijah Daniel	DE	6-2	264	Fr.	Avon, IN	35	Jay Prosch	FB	6-0	258	Sr.	Mobile, AL
53	Devonte Danzey	OL	6-4	282	So.	Tampa, FL	82	Melvin Ray	WR	6-3	213	So.	Tallahassee, FL
11	Chris Davis	CB	5-11	200	Sr.	Birmingham, AL	1	Trovan Reed	WR	6-0	190	Jr.	Thibodaux, LA
80	Marcus Davis	WR	5-9	176	Fr.	Delray Beach, FL	86	Dimitri Reese	WR	5-11	180	Jr.	Birmingham, AL
28	T.J. Davis	DB	6-1	191	RFr.	Tallahassee, FL	73	Greg Robinson	OL	6-5	320	So.	Thibodaux, LA
52	Justin DeLaine	DE	6-5	240	Jr.	Linden, AL	67	Chase Robison	DE	6-4	237	RFr.	Memphis, TN
89	Jaylon Denson	WR	6-3	219	Jr.	Hoover, AL	13	Craig Sanders	DE	6-4	245	Sr.	Clio, AL
76	Jordan Diamond	OT	6-6	315	RFr.	Chicago, IL	42	Chandler Shakespeare	RB	5-10	203	Sr.	Oxford, AL
50	Reese Dismukes	C	6-3	297	Jr.	Spanish Fort, AL	62	Chad Slade	OL	6-5	313	Jr.	Moody, AL
17	Ben Durand	QB	6-3	200	So.	Tyngsborough, MA	57	Grant Smith	LB	6-0	233	Fr.	Alpharetta, GA
38	Adam Dyas	DB	5-9	212	Jr.	Mobile, AL	24	Ryan Smith	DB	6-2	194	Sr.	Cordova, AL
58	Luke Ebbesmeyer	DB	6-6	206	Fr.	Orlando, FL	47	Spencer Smith	TE	6-6	240	RFr.	Birmingham, AL
94	Nosa Eguae	DE	6-3	269	Sr.	Mansfield, TX	8	Tony Stevens	WR	6-4	190	Fr.	Orlando, FL
65	Tunde Fariyike	OL	6-2	305	Jr.	Thomaston, GA	29	Tyler Stovall	P	6-1	205	Fr.	Hokes Bluff, AL
31	Trent Fisher	DB	6-1	200	Jr.	Nashville, TN	61	Michael Sulka	DS	6-3	241	RFr.	Bluffton, SC
33	Kenny Flowers	LB	6-1	240	So.	Lilburn, GA	43	Anthony Swain	LB	6-2	239	So.	Gadsden, AL
30	Dee Ford	DE	6-2	240	Sr.	Odenville, AL	27	Robenson Therezie	DB	5-9	204	Jr.	Miami, FL
23	Johnathan Ford	RB	6-0	186	Fr.	Big Cove, AL	60	Jackson Thomas	DL	6-1	246	RFr.	Birmingham, AL
25	Kiehl Frazier	DB	6-2	224	Jr.	Springdale, AR	47	Cameron Toney	LB	6-1	236	Fr.	Huntsville, AL
17	Kris Frost	LB	6-2	238	So.	Matthews, NC	39	B.J. Trimble	WR	5-10	161	So.	Fayetteville, GA
11	Brandon Fulse	TE	6-4	263	Jr.	Fort Meade, FL	16	Tucker Tuberville	QB	6-0	185	RFr.	Auburn, AL
26	Justin Garrett	DB	6-1	218	Jr.	Tucker, GA	81	C.J. Uzomah	TE	6-4	258	Jr.	Suwanee, GA
96	Aaron Garrison	DL	6-2	251	Fr.	Ozark, AL	20	Mack VanGorder	DB	6-1	195	So.	Gainesville, GA
20	Corey Grant	RB	5-11	205	Jr.	Opelika, AL	3	Dominic Walker	WR	6-1	211	Fr.	Orlando, FL
22	Khari Harding	DB	6-0	223	Fr.	Edmond, OK	12	Jonathan Wallace	QB	6-2	206	So.	Phenix City, AL
45	Keymiya Harrell	DE	6-4	247	So.	Selma, AL	99	Brian Walsh	DL	6-3	311	So.	Winter Springs, FL
48	Forrest Hill	DS	6-1	247	Jr.	Jonesboro, GA	54	Jeffrey Whitaker	DT	6-4	310	Sr.	Warner Robins, GA
84	Cade Hoffman	WR	5-11	191	Fr.	Hoover, AL	31	Mark White	WR	5-10	180	RFr.	Pike Road, AL
5	Jake Holland	LB	6-1	240	Sr.	Pelham, AL	19	Ryan White	DB	5-11	196	Sr.	Tallahassee, FL
15	Joshua Holsey	DB	5-11	197	So.	Fairburn, GA	9	Jermaine Whitehead	DB	5-11	201	Jr.	Greenwood, MS
28	Jimmy Hutchinson	P	6-2	190	Fr.	Marietta, GA	45	Andrew Williams	RB	5-9	200	Jr.	Sunflower, AL
6	Jeremy Johnson	QB	6-5	219	Fr.	Montgomery, AL	78	Colton Wingard	OL	6-2	295	So.	Alabaster, AL
3	Jonathan Jones	DB	5-10	180	So.	Carrollton, GA	90	Gabe Wright	DL	6-3	296	Jr.	Columbus, GA
29	Brandon King	DB	6-1	212	Jr.	Alabaster, AL	56	Avery Young	OT	6-6	304	RFr.	Palm Beach Gardens, FL
87	Gray King	WR	5-10	162	Fr.	Atlanta, GA	49	Patrick Young	FB	6-2	228	So.	Trussville, AL
63	Alex Kozan	OL	6-4	297	RFr.	Castle Rock, CO							
39	Alex Kviklys	K	6-1	189	So.	Marietta, GA							



DEPTH CHART

OFFENSE

QB	14 NICK MARSHALL (6-1, 210, Jr.) 12 Jonathan Wallace (6-2, 206, So.) OR 6 Jeremy Johnson (6-5, 219, Fr.)
RB	21 TRE MASON (5-10, 205, Jr.) 20 COREY GRANT (5-11, 205, Jr.) 44 Cameron Artis-Payne (5-11, 210, Jr.)
HB	35 JAY PROSCH (6-0, 258, Sr.) 40 Gage Batten (6-0, 235, RFr.)
TE	11 BRANDON FULSE (6-4, 263, Jr.) OR 81 C.J. UZOMAH (6-4, 258, Jr.)
WR	18 SAMMIE COATES (6-2, 201, So.) OR 81 C.J. UZOMAH (6-4, 258, Jr.)
WR	89 JAYLON DENSON (6-3, 219, Jr.) 11 Brandon Fulse (6-4, 263, Jr.)
WR	4 QUAN BRAY (5-10, 186, Jr.) 1 Trovon Reed (6-0, 190, Jr.)
WR	5 RICARDO LOUIS (6-2, 215, So.) 80 Marcus Davis (5-9, 176, Fr.)
LT	73 GREG ROBINSON (6-5, 320, So.) 72 Shon Coleman (6-6, 299, RFr.)
LG	63 ALEX KOZAN (6-4, 297, RFr.) 53 Devonte Danzey (6-4, 282, So.)
C	50 REESE DISMUKES (6-3, 297, Jr.) 65 Tunde Fariyike (6-2, 305, Jr.)
RG	62 CHAD SLADE (6-5, 313, Jr.) 76 Jordan Diamond (6-6, 315, RFr.)
RT	51 PATRICK MILLER (6-7, 283, So.) 56 Avery Young (6-6, 304, RFr.)

SPECIAL TEAMS

PK	36 CODY PARKEY (6-0, 190, Sr.) 38 Daniel Carlson (6-4, 205, Fr.)
P	30 STEVEN CLARK (6-5, 230, Sr.) 28 Jimmy Hutchinson (6-2, 190, Fr.)
H	19 RYAN WHITE (5-11, 196, Sr.) 12 Jonathan Wallace (6-2, 206, So.)

DEFENSE

DE	13 CRAIG SANDERS (6-4, 245, Sr.) 94 Nosa Eguae (6-3, 269, Sr.) OR 97 Elijah Daniel (6-2, 264, Fr.)
DT	98 ANGELO BLACKSON (6-4, 310, Jr.) 1 Montravius Adams (6-4, 305, Fr.) OR 93 Ja'Brian Niles (6-2, 293, So.)
DT	54 JEFFREY WHITAKER (6-4, 310, Sr.) OR 90 GABE WRIGHT (6-3, 296, Jr.) 50 Ben Bradley (6-1, 295, Jr.)
DE	10 LADARIUS OWENS (6-2, 250, Jr.) 92 Kenneth Carter (6-4, 280, Sr.) OR 55 Carl Lawson (6-2, 258, Fr.)
MLB	5 JAKE HOLLAND (6-1, 240, Sr.) 17 Kris Frost (6-2, 238, So.)
WLB	8 CASSANOVA MCKINZY (6-3, 246, So.) 43 Anthony Swain (6-2, 239, So.) OR 16 JaViere Mitchell (6-2, 205, RFr.)
Star	26 JUSTIN GARRETT (6-1, 218, Jr.) OR 27 ROBENSON THEREZIE (5-9, 204, Jr.)
CB	6 JONATHON MINCY (5-10, 200, Jr.) 37 Kamryn Melton (5-10, 173, Fr.)
FS	9 JERMAINE WHITEHEAD (5-11, 201, Jr.) 24 Ryan Smith (6-2, 194, Sr.)
BS	15 JOSHUA HOLSEY (5-11, 197, So.) 25 Kiehl Frazier (6-2, 224, Jr.)
CB	11 CHRIS DAVIS (5-11, 200, Sr.) 19 Ryan White (5-11, 196, Sr.)

SPECIAL TEAMS

DS	59 JAKE LEMBKE (6-2, 240, Sr.) 48 FORREST HILL (6-1, 247, Jr.)
KR	21 TRE MASON (5-10, 205, Jr.) and 20 COREY GRANT (5-11, 205, Jr.) 4 Quan Bray (5-10, 186, Jr.) 5 Ricardo Louis (6-2, 215, So.)
PR	11 CHRIS DAVIS (5-11, 200, Sr.) 4 Quan Bray (5-10, 186, Jr.) 1 Trovon Reed (6-0, 190, Jr.)

PARTICIPATION STATISTICS

Top Career Games Played (Active)

1. Nosa Eguae.....	41
2. Dee Ford.....	40
3. Craig Sanders.....	39
4. Jeffrey Whitaker.....	36
Chris Davis.....	36
6. Kenneth Carter.....	35
7. Cody Parkey.....	34
8. Jake Holland.....	33
Ryan Smith.....	33
10. Steven Clark.....	32
Ryan White.....	32
12. Angelo Blackson.....	27
Quan Bray.....	27
Jaylon Denson.....	27
Brandon Fulse.....	27
Jonathon Mincy.....	27
Chad Slade.....	27
Jermaine Whitehead.....	27

Top Career Games Started (Active)

1. Nosa Eguae.....	32
2. Reese Dismukes.....	25
3. Chad Slade.....	24
4. Jeffrey Whitaker.....	19
Chris Davis.....	19
6. Jake Holland.....	18
7. Jonathon Mincy.....	17
8. Jermaine Whitehead.....	15
9. Greg Robinson.....	13
10. Kenneth Carter.....	12
11. Angelo Blackson.....	12
12. Patrick Miller.....	11
13. Gabe Wright.....	10
14. Tre Mason.....	9
Brandon Fulse.....	9
Jay Prosch.....	9

PRONUNCIATION GUIDE

No.	Name	Pronunciation
21	MACKENRO Alexander	MACK-ken-roe
79	Eric AVERETT	AV-ur-ett
52	Justin DELAINE	de-LANE-nee
50	Reese DISMUKES	dism-yooks
94	NOSA EGUAE	No-suh E-gway
65	TUNDE FARIYIKE	Tune-Day Fa-ree-kay
25	KIEHL Frazier	Kyle
22	KHARI Harding	CAR-ree
45	KEYMIYA Harrell	Ka-my-ah
63	Alex KOZAN	KOH-zan

No.	Name	Pronunciation
39	Alex KVIKLYS	kuh-vick-lis
59	Jake LEMBKE	lem-key
18	JAVIERE Mitchell	Jahv-vee-air
93	JABRIAN Niles	Ja-Brian
35	Jay PROSCH	prosh
1	TROVON Reed	trah-von
27	Robenson THEREZIE	Tha-ree-zee
16	Tucker TUBERVILLE	TUBB-ur-vil
81	C.J. UZOMAH	You-zah-mah
3	DOMINIC Walker	dom-enn-NEEK



AUBURN - MISSISSIPPI STATE SERIES RESULTS
(Auburn leads, 60-24-2)

YEAR	SCORE	SITE	DATE	YEAR	SCORE	SITE	DATE	YEAR	SCORE	SITE	DATE
1905:	AU, 18-0	at Columbus, MS	Oct. 27	1958:	AU, 33-14	at Auburn	Nov. 8	1989:	AU, 14-0	at Auburn	Oct. 28
1910:	AU, 6-0	at Auburn	Oct. 8	1959:	AU, 31-0	at Birmingham, AL	Nov. 7	1990:	AU, 17-16	at Starkville	Oct. 27
1911:	AU, 11-5	at Birmingham, AL	Oct. 28	1960:	AU, 27-12	at Auburn	Nov. 5	1991:	MSU, 24-17	at Auburn	Oct. 26
1912:	AU, 7-0	at Birmingham, AL	Oct. 26	1961:	MSU, 11-10	at Birmingham, AL	Nov. 11	1992:	MSU, 14-7	at Starkville	Oct. 10
1913:	AU, 34-0	at Birmingham, AL	Oct. 18	1962:	AU, 9-3	at Auburn	Nov. 10	1993:	AU, 31-17	at Auburn	Oct. 9
1914:	AU, 19-0	at Birmingham, AL	Oct. 24	1963:	MSU, 13-10	at Jackson, MS	Nov. 9	1994:	AU, 42-18	at Starkville	Oct. 8
1915:	AU, 26-0	at Birmingham, AL	Oct. 23	1964:	AU, 12-3	at Auburn	Nov. 7	1995:	AU, 48-20	at Auburn	Oct. 7
1916:	AU, 7-3	at Birmingham, AL	Oct. 28	1965:	AU, 25-18	at Birmingham, AL	Nov. 6	1996:	AU, 49-15	at Starkville	Oct. 12
1917:	AU, 13-6	at Birmingham, AL	Oct. 27	1966:	AU, 13-0	at Jackson, MS	Nov. 5	1997:	MSU, 20-0	at Auburn	Nov. 1
1919:	AU, 7-0	at Birmingham, AL	Nov. 15	1967:	AU, 36-0	at Auburn	Nov. 11	1998:	MSU, 38-21	at Starkville	Oct. 10
1927:	MSU, 7-0	at Birmingham, AL	Nov. 12	1968:	AU, 26-0	at Jackson, MS	Sept. 28	1999:	MSU, 18-16	at Auburn	Oct. 9
1928:	MSU, 13-0	at Birmingham, AL	Nov. 17	1969:	AU, 52-13	at Auburn	Nov. 8	2000:	MSU, 17-10	at Starkville	Oct. 7
1930:	MSU, 7-6	at Birmingham, AL	Nov. 15	1970:	AU, 56-0	at Birmingham, AL	Nov. 7	2001:	AU, 16-14	at Auburn	Oct. 6
1937:	AU, 33-7	at Birmingham, AL	Oct. 16	1971:	AU, 30-21	at Auburn	Nov. 6	2002:	AU, 42-14	at Starkville	Sept. 19
1938:	AU, 20-6	at Montgomery, AL	Oct. 14	1972:	AU, 14-3	at Jackson, MS	Sept. 9	2003:	AU, 45-13	at Auburn	Oct. 18
1939:	AU, 7-0	at Birmingham, AL	Oct. 14	1973:	AU, 31-17	at Auburn	Nov. 10	2004:	AU, 43-14	at Starkville	Sept. 11
1940:	Tie, 7-7	at Birmingham, AL	Oct. 12	1974:	AU, 24-20	at Jackson, MS	Nov. 9	2005:	AU, 28-0	at Auburn	Sept. 10
1941:	MSU, 14-7	at Birmingham, AL	Nov. 8	1975:	*Tie, 21-21	at Auburn	Nov. 8	2006:	AU, 34-0	at Starkville	Sept. 9
1942:	MSU, 6-0	at Birmingham, AL	Oct. 31	1976:	*MSU, 28-19	at Jackson, MS	Nov. 6	2007:	MSU, 19-14	at Auburn	Sept. 15
1944:	MSU, 26-21	at Birmingham, AL	Nov. 11	1977:	*MSU, 27-13	at Auburn	Nov. 5	2008:	AU, 3-2	at Starkville	Sept. 13
1945:	MSU, 20-0	at Birmingham, AL	Oct. 6	1978:	AU, 6-0	at Starkville	Nov. 11	2009:	AU, 49-24	at Auburn	Sept. 12
1946:	MSU, 33-0	at Birmingham, AL	Nov. 9	1979:	AU, 14-3	at Auburn	Nov. 10	2010:	AU, 17-14	at Starkville	Sept. 9
1947:	MSU, 14-0	at Birmingham, AL	Nov. 8	1980:	MSU, 24-21	at Jackson, MS	Oct. 25	2011:	AU, 41-34	at Auburn	Sept. 10
1948:	MSU, 20-0	at Birmingham, AL	Nov. 6	1981:	MSU, 21-17	at Auburn	Oct. 24	2012:	MSU, 28-10	at Starkville	Sept. 8
1949:	AU, 25-6	at Auburn	Nov. 5	1982:	AU, 35-17	at Starkville	Oct. 23	at Auburn: AU leads, 27-6			
1950:	MSU, 27-0	at Starkville	Nov. 4	1983:	AU, 28-13	at Auburn	Oct. 22	at Starkville: AU leads, 12-5-1			
1952:	MSU, 49-34	at Auburn	Nov. 8	1984:	AU, 24-21	at Starkville	Oct. 27	at Neutral Sites: AU leads, 21-13-1			
1953:	Tie, 21-21	at Starkville	Oct. 10	1985:	AU, 21-9	at Auburn	Oct. 26	at Birmingham, AL: AU leads, 14-11-1			
1955:	AU, 27-26	at Auburn	Nov. 5	1986:	AU, 35-6	at Starkville	Oct. 25	at Columbus, MS: AU leads, 1-0			
1956:	AU, 27-20	at Auburn	Nov. 10	1987:	AU, 38-7	at Auburn	Oct. 24	at Jackson, MS: AU leads, 5-2			
1957:	AU, 15-7	at Birmingham, AL	Nov. 9	1988:	AU, 33-0	at Auburn	Oct. 22	at Montgomery, AL: AU leads, 1-0			

GAME-BY-GAME STATISTICS
Last 20 Meetings

Date	Site	Result	Attend	Rank		AU				MS													
				AU	CU	FD	No	Yds	TD	C- A- I	Yds	TD	No	Yds									
10-9-93	Auburn	W 31-17	84,222	22	---	24	50	278	1	14-24-3	186	3	74	464	17	32	130	0	17-41-2	155	1	73	285
10-8-94	Starkville	W 42-18	41,200	9	---	25	44	229	3	17-26-1	325	3	70	554	20	38	112	0	16-36-0	226	1	74	338
10-7-95	Auburn	W 48-20	77,641	11	---	33	53	332	4	28-34-1	320	2	87	652	15	23	96	0	18-36-0	288	3	59	384
10-12-96	Starkville	W 49-15	40,728	18	---	28	39	57	1	29-42-0	429	5	81	486	14	36	70	0	16-33-2	216	2	69	286
11-1-97	Auburn	L 0-20	82,736	11	---	17	20	-3	0	20-54-4	270	0	74	267	12	43	149	1	10-19-1	135	0	62	284
10-10-98	Starkville	L 21-38	40,029	---	---	13	45	95	0	8-21-3	116	2	66	211	12	42	177	2	5-15-1	76	1	57	253
10-9-99	Auburn	L 16-18	80,394	---	14	9	42	39	0	7-28-1	125	1	70	164	18	23	42	0	25-49-1	320	2	72	362
10-7-00	Starkville	L 10-17	40,656	15	20	7	19	18	1	20-32-0	146	0	51	164	17	42	135	1	18-31-1	208	1	73	343
10-6-01	Auburn	W 16-14	86,063	---	---	13	48	214	1	7-13-1	79	0	61	293	16	34	109	0	12-25-1	176	1	59	285
9-18-02	Starkville	W 42-14	52,583	---	---	19	48	207	3	10-21-0	183	3	69	390	17	31	91	2	20-34-2	232	0	65	323
10-18-03	Auburn	W 45-13	86,063	19	---	25	56	405	6	12-19-1	148	0	75	553	15	29	102	1	15-30-1	192	1	59	294
9-11-04	Starkville	W 43-14	51,021	19	---	21	41	283	2	13-22-0	182	4	63	465	13	29	81	0	24-36-1	190	2	65	271
9-10-05	Auburn	W 28-0	81,921	---	---	16	41	118	1	12-18-0	202	2	59	320	10	38	81	0	12-21-1	126	0	59	208
9-9-06	Starkville	W 34-0	43,460	4	---	20	36	111	2	22-32-0	277	2	68	388	11	33	79	0	12-25-1	82	0	58	161
9-15-07	Auburn	L 14-19	82,129	---	---	16	46	216	2	12-22-3	107	0	68	323	14	43	172	1	5-18-0	41	0	61	213
9-13-08	Starkville	W 3-2	52,911	9	---	14	45	161	0	14-26-0	154	0	71	315	6	30	38	0	10-25-1	78	0	55	116
9-12-09	Auburn	W 49-24	85,269	---	---	29	59	390	5	11-24-0	199	1	83	589	14	38	167	1	11-21-2	130	1	59	297
9-9-10	Starkville	W 17-14	54,806	21	--	21	46	190	0	12-21-1	158	2	67	348	16	33	117	2	16-35-1	129	0	68	246
9-10-11	Auburn	W 41-34	87,451	--	--	21	36	235	2	16-23-1	146	2	59	381	31	63	333	2	21-32-1	198	1	97	531
9-8-12	Starkville	L 10-28	56,111	---	---	15	39	91	0	13-22-3	125	0	61	216	23	36	166	1	20-29-0	222	3	65	216



Sept. 8, 2012 • ESPN • Davis Wade Stadium (56,111) • Starkville, Miss.



AUBURN	10
MISSISSIPPI STATE	28

LAST MEETING WITH MISSISSIPPI STATE

Tyler Russell threw for three touchdowns and 222 yards to lead Mississippi State to 28-10 victory over Auburn in the SEC opener for both teams at Scott Field. Demetruce McNeal led the Tigers with a career-high 18 tackles.

With the Auburn offense struggling in the first half, Onterio McCalebb returned the second half kickoff 100 yards for a touchdown to give the Tigers a 10-7 lead. It was the second of his career, the other an 83-yarder vs. Alabama last year, and Auburn's first 100-yarder since Tim Carter vs. LSU in 2000.

However, it was all Mississippi State after that. Mississippi State (2-0, 1-0) answered quickly as the Bulldogs drove 75 yards in eight plays to regain the lead, 14-10, on Russell's 13-yard touchdown pass to Chad Bumphis touchdown with 11:35 left in the third.

After holding Auburn (0-2, 0-1) to another three and out, State drove 58 yards and took a 21-10 lead on Russell's third touchdown pass, a 3-yard play action to a wide-open Marcus Green, who scored his second of the day, in the back corner of the end zone with 4:38 to go in the third.

The Bulldogs iced the game as LaDarius Perkins scampered 21 yards breaking four tackles to give State a 28-10 lead with 12:33 left in the game.

Mississippi State outgained Auburn 388 to 216 as the Tigers didn't score an offensive touchdown. The Tigers had 91 yards rushing, led by freshman Mike Blakely's 42 yards on 11 carries. Kiehl Frazier completed on 13-of-22 passes for 125 yards to go along with five turnovers, three interceptions and two fumbles. Quan Bray had six receptions for 50 yards while Emory Blake caught two passes for 31 yards.

Jonathon Mincy forced a State fumble on Russell's 8-yard completion to Chris Smith, and it was recovered by the Tigers' Jermaine Whitehead, a Greenville, Miss., native, at the State 39 with a minute left in the first.

The Tigers, which converted a fourth and one at the State 19, took a 3-0 lead on a 23-yard Cody Parkey field goal with 9:40 left in the second despite

SCORING SUMMARY

Auburn.....	0	3	7	0	—	10
Miss. State....	0	7	14	7	—	28

AU - Parkey 23-yard field goal, 9:40, 2nd
MS - Green 30-yard pass from Russell (Bell kick), 6:53, 2nd
AU - McCalebb 100-yard kickoff return (Parkey kick), 14:46, 3rd
MS - Bumphis 13-yard pass from Russell (Bell kick), 11:35, 3rd
MS - Green 3-yard pass from Russell (Bell kick), 4:38, 3rd
MS - Perkins 21-yard run (Bell kick), 12:33, 4th

TEAM STATISTICS	AU	MS
First Downs	15	23
Rushes-Yards	39-91	36-166
Passing Yards	125	222
Comp-Att-Int	22-13-3	29-20-0
Total Plays-Yards	61-216	65-388
Punts-Avg.	6-40.8	5-40.0
Fumbles/Lost	2/2	1/1
Penalties-Yards	7-57	5-61
3rd Down Conv.	2-of-12	1-of-10
Time of Possession	29:19	30:41

INDIVIDUAL STATISTICS

RUSHING: (MS) - Perkins 14-83 (TD), Milton 6-30, Robinson 6-32, Griffin 2-21; (AU) Blakely 11-42, Mason 8-25, Frazier 11-22, McCalebb 8-4.

PASSING: (MS) Russell 20-29-0, 222 (3 TD); (AU) - Frazier 13-22-3, 125.

RECEIVING: (MS) - Smith 5-46, Green 4-54 (2 TD), Bumphis 3-47 (TD), Perkins 3-17; (AU) Bray 6-50, Blake 2-31, Lutzenkirchen 2-12, Reed 1-17.

having it on the Bulldog 5 with a second and goal.

Mississippi State took a 7-3 lead as Russell completed a 30-yard touchdown pass to Green with 6:53 left in the half. Johnathan Banks then intercepted a Frazier pass a play later to set the Bulldogs up at the Auburn 34. The Auburn defense made a huge stop as Angelo Blackson blocked a 43-yard field goal attempt by Bell with 4:24 left.

Auburn's defense kept the Tigers in the game in the first half as State outgained Auburn 157-65. The Tigers rushing attack was led by Blakely, who gained 38 of the yards on nine rushes. Frazier completed 1-of-7 passes for -2 yards and had two interceptions.

Perkins led State's rushing attack with 83 yards on 14 carries and a touchdown while Green had four receptions for 54 yards and two touchdowns and Smith five receptions for 46 yards.

CAREER STATS VS. MISSISSIPPI STATE

PASSING				
Player	C-A-I	TD	Yds.	Yds/Gm
Kiehl Frazier	13-22-3	0	125	125.0

RUSHING				
Player	No.	Yds.	Avg/Carry	TD
Tre Mason	11	39	3.5	0
Kiehl Frazier	11	22	2.0	0

RECEIVING				
Player	No.	Yds.	Avg/Catch	TD
Quan Bray	6	50	8.3	0
Trovon Reed	2	17	8.5	0

PUNT RETURNS				
Player	No.	Yds.	Avg/Return	TD
Trovon Reed	1	9	9.0	0
Quan Bray	1	-1	-1.0	0

KICK RETURNS				
Player	No.	Yds.	Avg/Return	TD
Tre Mason	6	172	28.7	0
Craig Sanders	1	10	10.0	0
Brandon Fulse	1	7	7.0	0

DEFENSIVE				
Player	UA	A	Total	Misc.
Jermaine Whitehead	2	11	13	0.5 TF/FR
Chris Davis	8	4	12	---
Nosa Eguae	7	4	11	0.5 TFL
Jake Holland	4	7	11	0.5 TFL
Kenneth Carter	6	3	9	1.0 TFL
Dee Ford	4	2	6	1.5 TFL
Jonathon Mincy	2	4	6	1 FF
Ryan White	4	0	4	1 PBU
Craig Sanders	3	1	4	4.5 TFL
Angelo Blackson	1	3	4	1.0 TFL/BLK
Jeffrey Whitaker	2	2	4	---
Ryan Smith	1	0	1	---
Robenson Therezie	0	1	1	---
LaDarius Owens	0	1	1	---
Justin Garrett	0	1	1	---

PUNTING				
Player	No.	Yds.	Avg/Punt	Long
Steven Clark	12	519	43.3	58

KICKING				
Player	PAT	FGA-FGM	Long FG	Total Points
Cody Parkey	6	3-3	43	15



2013 AUBURN FOOTBALL GAME NOTES

Perfect Seasons:
1900, 1904, 1913, 1957, 1993, 2004, 2010
National Champions:
1957, 2010

ALABAMA [1-0]

Aug. 31	at Virginia Tech [ESPN]	W, 35-10
Sept. 14	at Texas A&M [CBS]	2:30 p.m.
Sept. 21	COLORADO STATE	TBA
Sept. 28	OLE MISS	TBA
Oct. 5	GEORGIA STATE	TBA
Oct. 12	at Kentucky	TBA
Oct. 19	ARKANSAS	TBA
Oct. 26	TENNESSEE	TBA
Nov. 9	LSU	TBA
Nov. 16	at Mississippi State	TBA
Nov. 23	CHATTANOOGA	TBA
Nov. 30	AUBURN	TBA

ARKANSAS [2-0]

Aug. 31	LOUISIANA- LAFAYETTE [FSN]	W, 34-14
Sept. 7	SAMFORD [PPV]	W, 31-21
Sept. 14	at Southern Miss [SEC TV]	11:21 a.m.
Sept. 21	at Rutgers	TBA
Sept. 28	TEXAS A&M	TBA
Oct. 5	at Florida	TBA
Oct. 12	SOUTH CAROLINA	TBA
Oct. 19	at Alabama	TBA
Nov. 2	AUBURN	TBA
Nov. 9	at Ole Miss	TBA
Nov. 23	MISSISSIPPI STATE	TBA
Nov. 29	LSU [CBS]	1:30 p.m.

ARKANSAS STATE [1-1]

Aug. 31	ARKANSAS-PINE BLUFF [ESPN3]	W, 62-11
Sept. 7	at Auburn [FSN]	L, 38-9
Sept. 12	TROY [ESPN]	6:30 p.m.
Sept. 21	at Memphis	TBA
Sept. 28	at Missouri	TBA
Oct. 12	IDAHO	6 p.m.
Oct. 22	LOUISIANA- LAFAYETTE [ESPN2]	7 p.m.
Nov. 2	at South Alabama	TBA
Nov. 9	at Louisiana- Monroe	6 p.m.
Nov. 16	TEXAS STATE [Sun Belt Network]	6:30 p.m.
Nov. 23	GEORGIA STATE	TBA
Nov. 30	at Western Kentucky	3 p.m.

FLORIDA ATLANTIC [0-2, 0-1 CUSA]

Aug. 30	at Miami [ESPN]	L, 34-6
Sept. 5	at East Carolina [Fox Sports 1]	L, 31-13
Sept. 14	at USF [ESPN3]	6 p.m.
Sept. 21	MIDDLE TENNESSEE STATE [CSS]	11 a.m.
Sept. 28	at Rice	TBA
Oct. 5	at UAB	TBA
Oct. 12	MARSHALL [Fox College Sports]	4 p.m.
Oct. 26	at Auburn	TBA
Nov. 2	TULANE	TBA
Nov. 16	at Southern Miss [CSS]	11:20 a.m.
Nov. 23	NEW MEXICO STATE	TBA
Nov. 29	FIU [Fox Sports 1]	2 p.m.

GEORGIA [1-1, 1-0 SEC]

Aug. 31	at Clemson [ABC]	L, 38-35
Sept. 7	SOUTH CAROLINA [ESPN]	W, 41-30
Sept. 21	NORTH TEXAS	TBA
Sept. 28	LSU	TBA
Oct. 5	at Tennessee	TBA
Oct. 12	MISSOURI	TBA
Oct. 19	at Vanderbilt	TBA
Nov. 2	FLORIDA [CBS]	2:30 p.m.
Nov. 9	APPALACHIAN STATE	TBA
Nov. 16	at Auburn	TBA
Nov. 23	KENTUCKY	TBA
Nov. 30	GEORGIA TECH	TBA

LSU [2-0]

Aug. 31	at TCU [ESPN]	W, 37-27
Sept. 7	UAB [ESPN]	W, 56-17
Sept. 14	KENT STATE [ESPN]	6 p.m.
Sept. 21	AUBURN	TBA
Sept. 28	at Georgia	TBA
Oct. 5	at Mississippi State	TBA
Oct. 12	FLORIDA	TBA
Oct. 19	at Ole Miss	TBA
Oct. 26	FURMAN	TBA
Nov. 9	at Alabama	TBA
Nov. 23	TEXAS A&M	TBA
Nov. 29	ARKANSAS [CBS]	1:30 p.m.

MISSISSIPPI STATE [1-1]

Aug. 31	at Oklahoma State [ABC/ESPN2]	L, 21-3
Sept. 7	ALCOURN STATE [CSS]	W, 51-7
Sept. 14	at Auburn [ESPN2]	6 p.m.
Sept. 21	TROY	TBA
Oct. 5	LSU	TBA
Oct. 12	BOWLING GREEN	TBA
Oct. 24	KENTUCKY [ESPN]	6:30 p.m.
Nov. 2	at South Carolina	TBA
Nov. 9	at Texas A&M	TBA
Nov. 16	ALABAMA	TBA
Nov. 23	at Arkansas	TBA
Nov. 28	OLE MISS [ESPN]	6:30 p.m.

OLE MISS [2-0]

Aug. 29	at Vanderbilt [ESPN]	W, 39-35
Sept. 7	SE MISSOURI [PPV]	W, 31-13
Sept. 14	at Texas [Longhorn Network]	7 p.m.
Sept. 28	at Alabama	TBA
Oct. 5	at Auburn	TBA
Oct. 12	TEXAS A&M	TBA
Oct. 19	LSU	TBA
Oct. 26	IDAHO	TBA
Nov. 9	ARKANSAS	TBA
Nov. 16	TROY	TBA
Nov. 23	MISSOURI	TBA
Nov. 28	at Mississippi St. [ESPN]	6:30 p.m.

TENNESSEE [2-0]

Aug. 31	AUSTIN PEAY [PPV]	W, 45-0
Sept. 7	WESTERN KENTUCKY [SEC TV]	W, 52-20
Sept. 14	at Oregon [ABC]	2:30 p.m.
Sept. 21	at Florida	TBA
Sept. 28	SOUTH ALABAMA	TBA
Oct. 5	GEORGIA	TBA
Oct. 19	SOUTH CAROLINA	TBA
Oct. 26	at Alabama	TBA
Nov. 2	at Missouri	TBA
Nov. 9	AUBURN	TBA
Nov. 23	VANDERBILT	TBA
Nov. 30	at Kentucky	TBA

TEXAS A&M [2-0]

Aug. 31	RICE [ESPN]	W, 52-31
Sept. 7	SAM HOUSTON [PPV]	W, 65-28
Sept. 14	ALABAMA [CBS]	2:30 p.m.
Sept. 21	SMU	TBA
Sept. 28	at Arkansas	TBA
Oct. 12	at Ole Miss	TBA
Oct. 19	AUBURN	TBA
Oct. 26	VANDERBILT	TBA
NOV. 2	UTEP	TBA
NOV. 9	MISSISSIPPI STATE	TBA
NOV. 23	at LSU	TBA
NOV. 30	at Missouri	TBA

WASHINGTON STATE [1-1, 1-0 PAC 12]

Aug. 31	at Auburn [ESPN]	L, 31-24
Sept. 7	at USC [Fox Sports 1]	W, 10-7
Sept. 14	SOUTHERN UTAH [P12 Network]	5:30 p.m.
Sept. 21	IDAHO	TBA
Sept. 28	at Stanford	TBA
Oct. 5	at California	TBA
Oct. 12	OREGON STATE	TBA
Oct. 19	at Oregon	TBA
Oct. 31	ARIZONA STATE [ESPN]	9:30 p.m.
Nov. 16	at Arizona	TBA
Nov. 23	UTAH	TBA
Nov. 29	at Washington [FOX]	2:30 p.m.

WESTERN CAROLINA [0-2]

Aug. 29	at Middle Tennessee State	L, 45-24
Sept. 7	at Virginia Tech	L, 45-3
Sept. 14	THE CITADEL	2:30 p.m.
Sept. 21	MARS HILL	2:30 p.m.
Sept. 28	at Samford	2 p.m.
Oct. 5	at Chattanooga	5 p.m.
Oct. 12	at Auburn	TBA
Oct. 19	WOFFORD [ESPN3]	2:30 p.m.
Oct. 26	ELON	2:30 p.m.
Nov. 9	at Georgia Southern	1 p.m.
Nov. 16	FURMAN	2:30 pm.
Nov. 23	at Appalachian State	2:30 p.m.

Associated Press Poll

Week 3 (Sept. 8)

Rk.	School	Record	Points
1	Alabama (57)	1-0	1494
2	Oregon (1)	2-0	1385
3	Clemson (1)	2-0	1332
4	Ohio State (1)	2-0	1327
5	Stanford	1-0	1271
6	Texas A&M	2-0	1133
7	Louisville	2-0	1105
8	LSU	2-0	1075
9	Georgia	1-1	1036
10	Florida State	1-0	1011
11	Michigan	2-0	872
12	Oklahoma State	2-0	834
13	South Carolina	1-1	829
14	Oklahoma	2-0	675
15	Miami (FL)	2-0	615
16	UCLA	1-0	488
17	Northwestern	2-0	452
18	Florida	1-1	405
19	Washington	1-0	392
20	Wisconsin	2-0	378
21	Notre Dame	1-1	333
22	Baylor	2-0	295
23	Nebraska	2-0	277
24	TCU	1-1	170
25	Ole Miss	2-0	78

Others Receiving Votes: Arizona State 64, Michigan State 26, Fresno State 26, Texas 26, Northern Illinois 21, Virginia Tech 15, Brigham Young 14, Georgia Tech 10, Illinois 9, Arizona 9, Bowling Green 7, Penn State 7, Boise State 3, Tennessee 1

USA Today Coaches Poll

Week 3 (Sept. 8)

Rk.	School	Record	Points
1	Alabama (58)	1-0	1545
2	Oregon (1)	2-0	1447
3	Ohio State (2)	2-0	1429
4	Stanford	1-0	1327
5	Clemson	2-0	1307
6	Texas A&M (1)	2-0	1242
7	Louisville	2-0	1121
8	LSU	2-0	1067
9	Florida State	1-0	1040
10	Georgia	1-1	1021
11	Oklahoma State	2-0	866
12	Michigan	2-0	860
13	Oklahoma	2-0	800
14	South Carolina	1-1	788
15	Nebraska	2-0	478
16	Northwestern	2-0	473
17	UCLA	1-0	471
18	Wisconsin	2-0	455
18	Miami (FL)	2-0	455
20	Florida	1-1	410
21	Notre Dame	1-1	348
22	Baylor	2-0	297
23	Washington	1-0	253
24	TCU	1-1	195
25	Ole Miss	2-0	91

Others Receiving Votes: Michigan State 74, Fresno State 59, Arizona State 48, Texas 38, Northern Illinois 27, Arizona 21, Brigham Young 18, Arkansas 16, Georgia Tech 12, Virginia Tech 8, Texas Tech 7, UCF 6, East Carolina 6, USC 5, Illinois 3, Kansas State 3, Bowling Green 3, Boise State 2, Utah 2, Utah State 2, Tennessee 2, Rutgers 1, Boston College 1

Bold denotes 2013 opponents



Aug. 31, 2013 • ESPN • Jordan-Hare Stadium (85,095) • Auburn, Ala.

WASHINGTON STATE	24
AUBURN	31

GAME 1

Auburn opened the Gus Malzahn era with a 31-24 win over Washington State at Jordan-Hare Stadium.

The two teams played a see-saw first half, which saw five lead changes and 46 total points before Auburn pulled out the victory.

Auburn rushed for 295 yards on 46 carries, led by Corey Grant's 146, which included a 75-yard touchdown run in the second quarter which helped give Auburn a lead it would hold onto for the rest of the game.

Nick Marshall finished 10-for-19 for 99 yards. Sammie Coates (44 yards) and Quan Bray (28 yards) each had three catches.

Auburn's defense collected three interceptions on the night, two by Robenson Therezie, including one in the end zone as Washington State was driving late in the fourth quarter for a tying score.

Washington State struck first, taking a 7-0 lead on a Jeremiah Laufasa 4-yard run, capping a 12-play, 75-yard drive.

Auburn took its first lead of the game when Ryan White's two-point conversion run made it 8-7 following a Tre Mason 8-yard scoring run. The touchdown the 10th of Mason's career while the successful two-point conversion was Auburn's first since Lee Guess caught a Carl Stewart pass at Alabama in 2006.

Washington State took a 14-8 lead with 8:02 left in the first half on a Connor Halliday 7-yard touchdown pass to Bobby Ratliff, capping off a nine-play, 67-yard drive. The lead was short-lived, however, as Mason returned the ensuing kickoff 100 yards for the game-tying score. A successful Cody Parkey extra-point put Auburn ahead, 15-14.

Mason's 100-yard kick return tied for the second-longest in school history and marks the sixth consecutive season in which Auburn has returned at least one kickoff for a touchdown, tied for the third-longest active streak in the nation.

Washington State wasted little time answering Mason's return, going 75 yards in just 1:28 to reclaim the lead, 21-15, with 6:18 left in the half.

Halliday hit Ratliff for a 53-yard pass down to the 1-yard line before Laufasa carried it in for his second score of the day.

Grant's 75-yard touchdown run on the first play following the WSU score tied it and a Parkey extra point gave Auburn the lead for good, 22-21.

A career-long 47-yard field goal by Parkey with 1:11 left in the first half put Auburn ahead, 25-21.

The two teams traded field goals during the third quarter as Parkey's 26-yarder extended Auburn's lead to 28-21 while an Andrew Furney 43-yard kick made it 28-24 with 4:18 left in the quarter. That was the only scoring in the quarter.

Parkey's third field goal of the day, a 42-yard kick with 9:07 left in the game, extended the lead to the final seven-point margin, 31-24.

SCORING SUMMARY

Washington St.	7	14	3	0	—	24
Auburn	8	17	3	3	—	31

WSU - Laufasa 4-yd run (Furney kick), 10:43, 1st
 AU - Mason 8-yd run (White rush), 2:26, 1st
 WSU - Ratliff 7-yd pass from Halliday (Furney kick), 8:02, 2nd
 AU - Mason 100-yd kickoff return (Parkey kick), 7:46, 2nd
 WSU - Laufasa 1-yd run (Furney kick), 6:18, 2nd
 AU - Grant 75-yd run (Parkey kick), 6:06, 2nd
 AU - Parkey 47-yd field goal, 1:11, 2nd
 AU - Parkey 26-yd field goal, 6:51, 3rd
 WSU - Furney 43-yd field goal, 4:18, 3rd
 AU - Parkey 42-yd field goal, 9:07, 4th

TEAM STATISTICS

	WSU	AU
First Downs	28	16
Rushes-Yards	23-120	46-295
Passing Yards	344	99
Comp-Att-Int	35-65-3	10-20-0
Total Plays-Yards	88-464	66-394
Punts-Avg.	5-39.2	5-41.6
Fumbles/Lost	0/0	3/1
Penalties-Yards	5-21	5-30
3rd Down Conv.	7-of-17	4-of-13
Time of Possession	31:27	28:33

INDIVIDUAL STATISTICS
 RUSHING: (WSU) - Caldwell 7-53; Mason 6-43; Halliday 5-14; Laufasa 5-10 (2 TD); (AU) Grant 9-146 (TD); Mason 15-73 (TD); Artis-Payne 10-52; Marshall 9-27.
 PASSING: (WSU) - Halliday 35-65-3-344 (TD); (AU) - Marshall 10-19-0-99.
 RECEIVING: (WSU) - Marks 9-81; Galvin 5-43; K. Williams 4-42; Ratliff 3-66 (TD); D. Williams 3-43; Caldwell 3-14; Cracraft 3-14; Mason 2-20; Myers 2-15; Bartolone 1-6; (AU) Coates 3-44; Bray 3-28; Louis 2-10; Denson 1-11; Mason 1-6.

Sept. 7, 2013 • FSN • Jordan-Hare Stadium (83,246) • Auburn, Ala.

ARKANSAS STATE	9
AUBURN	38

GAME 2

Nick Marshall threw for 147 yards and two touchdowns and tailbacks Tre Mason, Corey Grant and Cameron Artis-Payne each scored a rushing touchdown as Auburn (2-0) cruised to a 38-9 win over Arkansas State (1-1) at Jordan-Hare Stadium. Artis-Payne, finishing the night with 102 yards on 19 carries, led an Auburn rushing attack that finished with 301 yards on the ground.

Marshall finished the night 10-for-17, connecting with seven different receivers, as Auburn led from start to finish.

Mason finished the game with 99 yards on 14 carries, including an 11-yard touchdown in the third quarter that put Auburn up 28-9, while Artis-Payne's 12-yard touchdown run came in the fourth quarter and was the final score of the game.

Marshall's first career touchdown pass landed in the hands of Marcus Davis for an 18-yard score to put Auburn up a touchdown just 3:23 into the game. The catch was the first of the season for Davis.

After a Brian Davis field goal cut the lead to 7-3, Grant rushed 17 yards around right end to cap an 8-play, 85-yard drive to put Auburn ahead, 14-3. The touchdown marked the second straight week that Grant carried a touchdown in, marking the first Auburn player since Onterio McCalebb in 2009 to score in each of the first two Auburn games of a season. Mason would later join Grant in the accomplishment.

Marshall found Sammie Coates just 2:20 before halftime for a 68-yard touchdown strike that extended Auburn's lead to 21-3. The catch was the longest of Coates' career.

Davis hit a 21- and a 42-yard field goal in the third quarter for Arkansas State, cutting the margin to 12 at 21-9 before Mason's third touchdown of the season gave Auburn a 28-9 lead with just 1:14 left in the third quarter.

Cody Parkey's 35-yard field goal with 8:46 left in the game extended the lead to 31-9. It capped off an 11-play, 62-yard drive that lasted 5:12, its longest of the game by both time and number of plays.

Chris Davis finished with a career-high 10 tackles for Auburn, including seven solo, 1.5 sacks, two pass break ups and one forced fumble.

SCORING SUMMARY

Arkansas St.	3	0	6	0	—	9
Auburn	14	7	7	10	—	38

AU - Davis 18-yd pass from Marshall (Parkey kick), 11:37, 1st
 ASU - Davis 34-yd field goal, 6:54, 1st
 AU - Grant 17-yd run (Parkey kick), 3:56, 1st
 AU - Coates 68-yd pass from Marshall (Parkey kick), 2:20, 2nd
 ASU - Davis 21-yd field goal, 9:58, 3rd
 AU - Davis 42-yd field goal, 7:53, 3rd
 AU - Mason 11-yd run (Parkey kick), 1:14, 3rd
 AU - Parkey 35-yd field goal, 8:46, 4th
 AU - Artis-Payne 12-yd run (Parkey kick), 1:43, 4th

TEAM STATISTICS

	ASU	AU
First Downs	24	23
Rushes-Yards	39-150	50-301
Passing Yards	272	167
Comp-Att-Int	29-41-0	11-19-0
Total Plays-Yards	80-422	69-468
Punts-Avg.	4-44.8	4-41.5
Fumbles/Lost	2/1	2/1
Penalties-Yards	6-53	9-91
3rd Down Conv.	8-of-18	7-of-14
Time of Possession	32:54	27:06

INDIVIDUAL STATISTICS
 RUSHING: (ASU) - Kennedy 12-74; Oku 16-48; Knighten 4-24; McKissic 1-12; (AU) - Artis-Payne 19-102; Mason 14-99; Marshall 8-53; Grant 7-40; Wallace 2-7.
 PASSING: (ASU) - Kennedy 29-41-0-272; (AU) - Marshall 10-17-0-147 (2 TD).
 RECEIVING: (ASU) - Jones 7-29; Oku 6-70; Griswold 5-46; Rains 3-36; McKissic 2-45; Fleming 2-14; Houston 1-9; Gordon 1-9; Muse 1-7; Thornton 1-7; (AU) Prosch 3-31; Reed 2-24; M. Davis 2-23 (TD); Coates 1-68 (TD); Denson 1-17; Mason 1-6.



2013 AUBURN FOOTBALL GAME NOTES

Perfect Seasons:
1900, 1904, 1913, 1957, 1993, 2004, 2010
National Champions:
1957, 2010

2013 STATISTICS

RECORD.....	OVERALL	HOME	AWAY	NEUTRAL
ALL GAMES.....	2-0-0	2-0-0	0-0-0	0-0-0
CONFERENCE.....	0-0-0	0-0-0	0-0-0	0-0-0
NON-CONFERENCE.....	2-0-0	2-0-0	0-0-0	0-0-0

DATE.....	OPPONENT	W/L	SCORE	ATTEND
8/31/2013.....	WASHINGTON STATE	W	31-24	85095
9/7/2013.....	ARKANSAS STATE	W	38-9	83246

RUSHING.....	GP	Att	Gain	Loss	Net	Avg	TD	Long	Avg/G
Corey Grant.....	2	16	191	5	186	11.6	2	75	93.0
Tre Mason.....	2	29	176	4	172	5.9	2	29	86.0
Cameron Artis-Payne.....	2	29	155	1	154	5.3	1	19	77.0
Nick Marshall.....	2	17	92	12	80	4.7	0	25	40.0
Jonathan Wallace.....	2	2	7	0	7	3.5	0	5	3.5
Quan Bray.....	2	1	4	0	4	4.0	0	4	2.0
Ricardo Louis.....	2	1	0	5	-5	-5.0	0	0	-2.5
TEAM.....	2	1	0	2	-2	-2.0	0	0	-1.0
Total.....	2	96	625	29	596	6.2	5	75	298.0
Opponents.....	2	62	328	58	270	4.4	2	28	135.0

PASSING.....	G	Effic	Cmp-Att-Int	Pct	Yds	TD	Lng	Avg/G
Nick Marshall.....	2	131.29	20-36-0	55.6	246	2	68	123.0
Jonathan Wallace.....	2	134.00	1-2-0	50.0	20	0	20	10.0
TEAM.....	2	0.00	0-1-0	0.0	0	0	0	0.0
Total.....	2	128.06	21-39-0	53.8	266	2	68	133.0
Opponents.....	2	106.65	64-106-3	60.4	616	1	53	308.0

RECEIVING.....	G	No.	Yds	Avg	TD	Long	Avg/G
Sammie Coates.....	2	4	112	28.0	1	68	56.0
Jay Prosch.....	2	3	31	10.3	0	20	15.5
Quan Bray.....	2	3	28	9.3	0	15	14.0
Ricardo Louis.....	2	3	8	2.7	0	5	4.0
Jaylon Denson.....	2	2	28	14.0	0	17	14.0
Trovon Reed.....	2	2	24	12.0	0	17	12.0
Marcus Davis.....	2	2	23	11.5	1	18	11.5
Tre Mason.....	2	2	12	6.0	0	6	6.0
Total.....	2	21	266	12.7	2	68	133.0
Opponents.....	2	64	616	9.6	1	53	308.0

TEAM STATISTICS.....	AU	OPP
SCORING.....	69	33
Points Per Game.....	34.5	16.5
FIRST DOWNS.....	39	52
Rushing.....	27	18
Passing.....	10	30
Penalty.....	2	4
RUSHING YARDAGE.....	596	270
Yards gained rushing.....	625	328
Yards lost rushing.....	29	58
Rushing Attempts.....	96	62
Average Per Rush.....	6.2	4.4
Average Per Game.....	298.0	135.0
TDs Rushing.....	5	2
PASSING YARDAGE.....	266	616
Comp-Att-Int.....	21-39-0	64-106-3
Average Per Pass.....	6.8	5.8
Average Per Catch.....	12.7	9.6
Average Per Game.....	133.0	308.0
TDs Passing.....	2	1
TOTAL OFFENSE.....	862	886
Total Plays.....	135	168
Average Per Play.....	6.4	5.3
Average Per Game.....	431.0	443.0
KICK RETURNS: #-Yards.....	5-198	5-101
PUNT RETURNS: #-Yards.....	2-21	0-0
INT RETURNS: #-Yards.....	3-22	0-0
KICK RETURN AVERAGE.....	39.6	20.2
PUNT RETURN AVERAGE.....	10.5	0.0
INT RETURN AVERAGE.....	7.3	0.0
FUMBLES-LOST.....	5-2	2-1
PENALTIES-Yards.....	14-121	11-74
Average Per Game.....	60.5	37.0
PUNTS-Yards.....	9-374	9-375
Average Per Punt.....	41.6	41.7
Net punt average.....	39.3	34.9
KICKOFFS-Yards.....	14-907	9-584
Average Per Kick.....	64.8	64.9
Net kick average.....	43.3	31.8
TIME OF POSSESSION/Game.....	27:50	32:10
3RD-DOWN Conversions.....	11/28	15/35
3rd-Down Pct.....	39%	43%
4TH-DOWN Conversions.....	1/1	2/7
4th-Down Pct.....	100%	29%
SACKS BY-Yards.....	4-24	0-0
MISC YARDS.....	0	0
TOUCHDOWNS SCORED.....	8	3
FIELD GOALS-ATTEMPTS.....	4-5	4-4
ON-SIDE KICKS.....	0-0	0-0
RED-ZONE SCORES.....	(7-7) 100%	(6-8) 75%
RED-ZONE TOUCHDOWNS.....	(5-7) 71%	(3-8) 38%
PAT-ATTEMPTS.....	(7-7) 100%	(3-3) 100%
ATTENDANCE.....	168341	0
Games/Avg Per Game.....	2/84170	0/0
Neutral Site Games.....	0/0	0/0

SCORE BY QUARTERS.....	1st	2nd	3rd	4th	OT	Total
Auburn.....	22	24	10	13	0	69
Opponents.....	10	14	9	0	0	33

SEC Champions:
1957, 1983, 1987, 1988, 1989, 2004, 2010
SEC West Champions:
1997, 2000, 2001, 2002, 2004, 2005, 2010

2013 AUBURN FOOTBALL GAME NOTES



2013 STATISTICS

PUNT RETURNS..... No.	Yds	Avg	TD	Long
Chris Davis.....2	21	10.5	0	19
Total.....2	21	10.5	0	19
Opponents.....0	0	0.0	0	0

INTERCEPTIONS.. No.	Yds	Avg	TD	Long
Robenson Therezie.....2	24	12.0	0	24
Joshua Holsey.....1	-2	-2.0	0	0
Total.....3	22	7.3	0	24
Opponents.....0	0	0.0	0	0

KICK RETURNS..... No.	Yds	Avg	TD	Long
Tre Mason.....4	165	41.2	1	100
Quan Bray.....1	33	33.0	0	33
Total.....5	198	39.6	1	100
Opponents.....5	101	20.2	0	30

FUMBLE RETURNS. No.	Yds	Avg	TD	Long
Total.....0	0	0.0	0	0
Opponents.....0	0	0.0	0	0

----- PATS -----

SCORING..... TD	FGs	Kick	Rush	Rcv	Pass	DXP	Saf	Points
Cody Parkey.....0	4-5	7-7	0-0	0	0-0	0	0	19
Tre Mason.....3	0-0	0-0	0-0	0	0-0	0	0	18
Corey Grant.....2	0-0	0-0	0-0	0	0-0	0	0	12
Marcus Davis.....1	0-0	0-0	0-0	0	0-0	0	0	6
Sammie Coates.....1	0-0	0-0	0-0	0	0-0	0	0	6
Cameron Artis-Payne.....1	0-0	0-0	0-0	0	0-0	0	0	6
Ryan White.....0	0-0	0-0	1-1	0	0-0	0	0	2
Total.....8	4-5	7-7	1-1	0	0-0	0	0	69
Opponents.....3	4-4	3-3	0-0	0	0-0	0	0	33

TOTAL OFFENSE..... G	Plays	Rush	Pass	Total	Avg/G
Nick Marshall.....2	53	80	246	326	163.0
Corey Grant.....2	16	186	0	186	93.0
Tre Mason.....2	29	172	0	172	86.0
Cameron Artis-Payne.....2	29	154	0	154	77.0
Jonathan Wallace.....2	4	7	20	27	13.5
Quan Bray.....2	1	4	0	4	2.0
Ricardo Louis.....2	1	-5	0	-5	-2.5
TEAM.....2	2	-2	0	-2	-1.0
Total.....2	135	596	266	862	431.0
Opponents.....2	168	270	616	886	443.0

FIELD GOALS FGM-FGA	Pct	01-19	20-29	30-39	40-49	50-99	Lg	Blk
Cody Parkey.....4-5	80.0	0-0	1-1	1-1	2-2	0-1	47	0

FG SEQUENCE	Auburn	OPPONENTS
Washington State	50,(47),(26),(42)	(43)
Arkansas State	(35)	(34),(21),(42)

Numbers in (parentheses) indicate field goal was made.

PUNTING..... No.	Yds	Avg	Long	TB	FC	I20	Blkd
Steven Clark.....9	374	41.6	54	1	4	3	0
Total.....9	374	41.6	54	1	4	3	0
Opponents.....9	375	41.7	60	2	2	3	0

KICKOFFS..... No.	Yds	Avg	TB	OB	Retn	Net	YdLn
Cody Parkey.....14	907	64.8	8	1			
Total.....14	907	64.8	8	1	20.2	43.3	21
Opponents.....9	584	64.9	4	0	39.6	31.8	33

ALL PURPOSE..... G	Rush	Rec	PR	KOR	IR	Tot	Avg/G
Tre Mason.....2	172	12	0	165	0	349	174.5
Corey Grant.....2	186	0	0	0	0	186	93.0
Cameron Artis-Payne.....2	154	0	0	0	0	154	77.0
Sammie Coates.....2	0	112	0	0	0	112	56.0
Nick Marshall.....2	80	0	0	0	0	80	40.0
Quan Bray.....2	4	28	0	33	0	65	32.5
Jay Prosch.....2	0	31	0	0	0	31	15.5
Jaylon Denson.....2	0	28	0	0	0	28	14.0
Robenson Therezie.....2	0	0	0	0	24	24	12.0
Trovon Reed.....2	0	24	0	0	0	24	12.0
Marcus Davis.....2	0	23	0	0	0	23	11.5
Chris Davis.....2	0	0	21	0	0	21	10.5
Jonathan Wallace.....2	7	0	0	0	0	7	3.5
Ricardo Louis.....2	-5	8	0	0	0	3	1.5
Joshua Holsey.....2	0	0	0	0	-2	-2	-1.0
TEAM.....2	-2	0	0	0	0	-2	-1.0
Total.....2	596	266	21	198	22	1103	551.5
Opponents.....2	270	616	0	101	0	987	493.5



2013 DEFENSIVE STATISTICS

DEFENSIVE LEADERS.....	GP-S	-----Tackles-----			TFL/Yds	-Sacks-	-----Pass Def-----			---Fumbles---	Blkd	Kick	Saf
		Solo	Ast	Total			No-Yards	Int-Yds	BrUp				
11 Chris Davis.....	2	8	5	13	2.5-8	.	.	5	.	.	1	.	.
27 Robenson Therezie.....	2	10	1	11	1.0-1	.	2-24	1
8 Cassanova McKinzy.....	2	7	3	10	2
10 LaDarius Owens.....	2	4	6	10	2.0-8	1.0-7	.	.	1
17 Kris Frost.....	2	7	2	9	0.5-1
6 Jonathon Mincy.....	2	9	.	9	.	.	.	3
15 Joshua Holsey.....	2	6	3	9	0.5-2	.	1--2	1	1
9 Jermaine Whitehead.....	2	7	2	9
24 Ryan Smith.....	2	7	1	8
5 Jake Holland.....	2	1	5	6	1	1-0	.	.	.
13 Craig Sanders.....	2	4	2	6	2.5-8	0.5-3	.	.	4
19 Ryan White.....	2	5	1	6	.	.	.	1
98 Angelo Blackson.....	2	2	2	4	1.5-6	0.5-4	.	.	3
90 Gabe Wright.....	2	3	1	4	3.0-8	.	.	.	2
50 Ben Bradley.....	2	1	2	3	2.0-9	1.0-8	.	.	3
31 Trent Fisher.....	2	3	.	3
28 T.J. Davis.....	1	1	1	2
94 Nosa Eguae.....	2	2	.	2	3
52 Justin DeLaine.....	2	2	.	2	1.0-6	.	.	.	1
16 Javiere Mitchell.....	2	.	2	2
55 Carl Lawson.....	2	2	.	2	1	.	1	.	.
43 Anthony Swain.....	2	1	1	2
1 Montravius Adams.....	2	2	.	2	1.0-2	1.0-2	.	.	4
23 Johnathan Ford.....	2	1	.	1
42 Gimel President.....	1	1	.	1
21 Mackenro Alexander.....	2	1	.	1	1.0-1
97 Elijah Daniel.....	2	.	1	1	0.5-1	.	.	.	1
92 Kenneth Carter.....	2	1
20 Corey Grant.....	2	1
Total.....	2	97	41	138	19-61	4-24	3-22	11	29	1-0	2	.	.
Opponents.....	2	83	50	133	10.0-28	0-0	.	4	10	2-0	3	.	.

SPECIAL TEAMS TACKLES

SPECIAL TEAMS	-----Tackles-----			SPECIAL TEAMS	-----Tackles-----		
	Solo	Ast	Total		Solo	Ast	Total
8 Cassanova McKinzy	1	0	1				

SEC Champions:
1957, 1983, 1987, 1988, 1989, 2004, 2010
SEC West Champions:
1997, 2000, 2001, 2002, 2004, 2005, 2010

2013 AUBURN FOOTBALL GAME NOTES



2013 SCORING DRIVES

Plays	Yards	TOP Qtr	Scoring Play
WASHINGTON STATE			
4	28	1:17	1 Tre Mason 8-yard run (Ryan White 2-pt. run)
--	--	--	2 Tre Mason 100-yard kickoff return
1	75	0:12	2 Corey Grant 75-yard run
6	16	2:04	2 Cody Parkey 47-yard field goal
9	44	3:59	3 Cody Parkey 26-yard field goal
12	61	5:27	4 Cody Parkey 42-yard field goal
Total	32	224	12:59 (5 scoring plays)
Avg.	6.4	44.8	2:36

Plays	Yards	TOP Qtr	Scoring Play
ARKANSAS STATE			
10	67	3:23	1 Marcus Davis 18-yard pass from Nick Marshall
8	85	2:49	1 Corey Grant 17-yard run
3	80	1:05	2 Sammie Coates 68-yard pass from Nick Marshall
8	54	2:54	3 Tre Mason 11-yard run
11	62	5:12	4 Cody Parkey 35-yard field goal
7	55	2:34	4 Cameron Artis-Payne 12-yard run
Total	47	403	17:57 (6 scoring plays)
Avg.	7.8	67.2	2:59 (season: 11 scoring plays, 627 yards, 30:56)

Plays	Yards	TOP Qtr	Scoring Play
Average Scoring Drive: Plays: 7.2 • Yards: 57.0 • Time: 2:49			

MISCELLANEOUS STATISTICS

Average Time of Possession (by Quarter)

	1	2	3	4	Total
AUBURN.....	6:56	4:32	7:30	8:50	27:49
Opponents.....	8:04	10:27	7:29	6:09	32:10

Third Down Conversions (by Quarter)

	1	2	3	4	Total
AUBURN.....	5-9	1-4	1-6	4-9	11-28
Pct.	55.6%	25.0%	16.7%	44.4%	39.3%
Opponents.....	5-9	1-4	1-6	4-9	15-35
Pct.	55.6%	25.0%	16.7%	44.4%	42.3%

Third Down Conversions (by Yardage)

	Yards to go	1-3	4-6	7-10	11+	Total
AUBURN.....	7 of 10	2 of 3	2 of 9	1 of 5	11 of 27	40.7%
Pct.	70.0%	66.7%	22.2%	20.0%	40.7%	
Opponents.....	4 of 8	5 of 9	4 of 12	2 of 6	15 of 35	42.9%
Pct.	50.0%	55.6%	33.3%	33.3%	42.9%	

Red Zone

AU Scores/Times in Red Zone: 7/7 (1.000)
 AU TDs/Times in Red Zone: 5/7 (.714)
 Scores (7): 5 TD, 2 FG
 Non-Scores (0): 0 FGA, 0 INT, 0 Fumble, 0 Downs
 Opp. Scores/Times in Red Zone: 6/8 (.750)
 Opp. TDs/Times in Red Zone: 3/8 (.375)
 Scores (6): 3 TD, 3 FG
 Non-Scores (2): 0 FGA, 1 INT, 0 Fumble, 1 Downs

Turnovers

Takeaways — 4, Giveaways — 2
 Difference — +2
 Points Off TOs — AU 14, Opp. 3
 Points Off TOs/Game — AU 7.0, Opp. 1.5

Kickoffs

Kickoffs — 14 for 907 yards (64.8 avg.)
 Parkey — 14 KO, 8 TB, 1 OB
 Touchbacks — 8
 Out of Bounds — 1
 Opp. Returns — 5 for 101 yards (20.2)
 On-side kicks — 0-for-0



2013 GAME-BY-GAME TEAM STATISTICS

Game	Score	Tot	First Downs	Rushing	Passing			Total Off.	Punts	Fum.	Penalties	3rd	Time of
			Ru-Pa-Pe	No-Yds-TD	C-A-I	Yds	TD	Pl-Yds	No-Avg	F-L	No-Yds	Downs	Poss
Washington State	24	28	9-18-1	23-120-2	35-65-3	344	1	88-464	5-39.2	0-0	5-21	7-17	31:27
at Auburn	31	16	10-5-1	46-295-2	10-20-0	99	0	66-394	5-41.6	3-1	5-30	4-13	28:33
Arkansas State	9	24	9-12-3	39-150-0	29-41-0	272	0	80-422	4-44.8	2-1	6-53	8-18	32:54
at Auburn	38	23	17-5-1	50-301-3	11-19-0	167	2	69-468	4-41.5	2-1	9-91	7-14	27:06

STARTING LINEUPS

OFFENSE	QB	RB	HB/RB/WR	WR/RB	WR	WR/TE	LT	LG	C	RG	RT
WASHINGTON STATE	Marshall	Mason	Prosch(HB)	Coates(WR)	Denson	Bray(WR)	Robinson	Kozan	Dismukes	Slade	Miller
ARKANSAS STATE	Marshall	Mason	Prosch (HB)	Grant(RB)	Denson	Coates(WR)	Robinson	Kozan	Dismukes	Slade	Miller

DEFENSE	DE	DT	DT	DE	MLB	WLB	Star	CB	CB	BS	FS
WASHINGTON STATE	Sanders	Blackson	Wright	Owens	Holland	McKinzy	Therezie	Mincy	Davis	Holsey	Whitehead
ARKANSAS STATE	Sanders	Blackson	Bradley	Eguae	Holland	McKinzy	Therezie	Mincy	Davis	Holsey	Whitehead

SEC Champions:
 1957, 1983, 1987, 1988, 1989, 2004, 2010
 SEC West Champions:
 1997, 2000, 2001, 2002, 2004, 2005, 2010

2013 AUBURN FOOTBALL GAME NOTES



2013 GAME-BY-GAME INDIVIDUAL STATISTICS

Passing			Field Goals		Punting	
C-A-Yds-Int, TD	#14 Marshall	#12 Wallace	Made, (Missed)	#36 Parkey	No.-Avg. In 20	#30 Clark
Washington State	10-19-0, 0	0-1-0, 0	Washington State	(50), 47, 26, 42	Washington State	5-41.6, 3
Arkansas State	10-17-0, 2	1-1-0, 0	Arkansas State	35	Arkansas State	4-41.5, 0

Rushing

No.-Yds, TD	#4 Bray	#12 Wallace	#14 Marshall	#20 Grant	#21 Mason	#35 Prosch	#44 Artis-Payne
Washington State	1-4, 0	--	9-27, 0	9-146, 1	15-73, 1	---	10-52, 0
Arkansas State	--	2-7, 0	8-53, 0	7-40, 1	14-99, 1	--	19-102, 1

Receiving

No.-Yds, TD	#1 Reed	#4 Bray	#5 Louis	#18 Coates	#35 Prosch	#80 Davis	#89 Denson
Washington State	---	3-44, 0	2-10, 0	3-44, 0	--	---	1-11, 0
Arkansas State	2-24, 0	--	1-(-2), 0	1-68, 1	3-31, 0	2-23, 1	1-17, 0



2013 GAME-BY-GAME INDIVIDUAL STATISTICS

Defensive Linemen

<u>Solo+Ast=Total</u>	<u>#1 Adams</u>	<u>#10 Owens</u>	<u>#13 Sanders</u>	<u>#30 Ford</u>	<u>#50 Bradley</u>	<u>#52 DeLaine</u>	<u>#55 Lawson</u>	<u>#90 Wright</u>
Washington State	2+0=2	1+1=2	2+0=2	---	1+0=1	---	---	1+0=1
Arkansas State	---	3+5=8	2+2=4	---	0+2=2	2+0=2	2+0=2	2+1=3

<u>Solo+Ast=Total</u>	<u>#92 Carter</u>	<u>#94 Eguae</u>	<u>#97 Daniel</u>	<u>#98 Blackson</u>	<u>#42 President</u>
Washington State	1+0=1	1+0=1	---	1+0=1	--
Arkansas State	---	1+0=1	0+1=1	1+2=3	1+0=1

Linebackers

<u>Solo+Ast=Total</u>	<u>#5 Holland</u>	<u>#8 McKinzy</u>	<u>#16 Mitchell</u>	<u>#17 Frost</u>	<u>#26 Garrett</u>	<u>#43 Swain</u>
Washington State	---	2+0=2	---	3+1=4	---	---
Arkansas State	1+5=6	5+3=8	0+2=2	4+1=5	---	1+1=2

Defensive Backs

<u>Solo+Ast=Total</u>	<u>#6 Mincy</u>	<u>#9 Whitehead</u>	<u>#11 Davis</u>	<u>#15 Holsey</u>	<u>#19 White</u>	<u>#24 Smith</u>	<u>#25 Frazier</u>	<u>#27 Therezie</u>
Washington State	8+0=8	4+1=5	1+2=3	4+1=5	1+0=1	6+1=7	---	6+1=7
Arkansas State	1+0=1	3+1=4	7+3=10	2+2=4	4+1=5	1+0=1	---	4+0=4

Others

<u>Solo+Ast=Total</u>	<u>#21 Alexander</u>	<u>#23 Ford</u>	<u>#28 Davis</u>	<u>#31 Fisher</u>
Washington State	---	---	---	2+0=2
Arkansas State	1+0=1	1+0=1	1+1=2	1+0=1



2013 SUPERLATIVES

Auburn Team Superlatives

Points Scored	38	vs. Arkansas State (9/7)
Low.....	31	vs. Washington State (8/31)
First Downs.....	23	vs. Arkansas State (9/7)
Low.....	16	vs. Washington State (8/31)
Rushing Plays.....	50	vs. Arkansas State (9/7)
Low.....	45	vs. Washington State (8/31)
Net Rushing Yards.....	319	vs. Arkansas State (9/7)
Low.....	295	vs. Washington State (8/31)
Passes Attempted.....	20	vs. Washington State (8/31)
Low.....	19	vs. Arkansas State (9/7)
Passes Completed.....	11	vs. Arkansas State (9/7)
Low.....	10	vs. Washington State (8/31)
Had Intercepted.....	0	vs. Washington State (8/31)/Arkansas State (9/7)
Low.....	0	vs. Washington State (8/31)/Arkansas State (9/7)
Net Passing Yards	167	vs. Arkansas State (9/7)
Low.....	99	vs. Washington State (8/31)
Total Offensive Plays.....	69	vs. Arkansas State (9/7)
Low.....	66	vs. Washington State (8/31)
Total Net Offense.....	468	vs. Arkansas State (9/7)
Low.....	394	vs. Washington State (8/31)
Fumbles.....	3	vs. Washington State (8/31)
Low.....	2	vs. Arkansas State (9/7)
Fumbles Lost.....	1	vs. Washington State (8/31)/Arkansas State (9/7)
Low.....	1	vs. Washington State (8/31)/Arkansas State (9/7)
Penalties.....	9	vs. Arkansas State (9/7)
Low.....	5	vs. Washington State (8/31)
Penalty Yards.....	91	vs. Arkansas State (9/7)
Low.....	30	vs. Washington State (8/31)

Auburn Individual Superlatives

Rushes	19	Cameron Artis-Payne vs. Arkansas State (9/7)
Yards Rushing	146	Corey Grant vs. Washington State (8/31)
TD Rushes	1	Corey Grant vs. Washington State (8/31)
.....	1	Tre Mason vs. Washington State (8/31)/Arkansas State (9/7)
.....	1	Cameron Artis-Payne vs. Arkansas State (9/7)
Long Rush.....	75	Corey Grant vs. Washington State (8/31)
Pass attempts.....	19	Nick Marshall vs. Washington State (8/31)
Pass completions	10	Nick Marshall v. Washington State (8/31)/Arkansas State (9/7)
Yards Passing.....	147	Nick Marshall vs. Arkansas State (9/7)
TD Passes.....	2	Nick Marshall vs. Arkansas State (9/7)
Long Pass.....	68	Nick Marshall vs. Arkansas State (9/7)
Receptions	3	Quan Bray vs. Washington State (8/31)
.....	3	Sammie Coates vs. Washington State (8/31)
.....	3	Jay Prosch vs. Arkansas State (9/7)
Yards Receiving.....	68	Sammie Coates vs. Arkansas State (9/7)
TD Receptions	1	Sammie Coates vs. Arkansas State (9/7)
.....	1	Marcus Davis vs. Arkansas State (9/7)
Long Reception.....	68	Sammie Coates vs. Arkansas State (9/7)
Field Goals.....	3	Cody Parkey vs. Washington State (8/31)
Long Field Goal	47	Cody Parkey vs. Washington State (8/31)
Punts	5	Steven Clark vs. Washington State (8/31)
Punting Avg.....	41.6	Steven Clark vs. Washington State (8/31)
Long Punt.....	54	Steven Clark vs. Arkansas State (9/7)
Punts inside 20.....	3	Steven Clark vs. Washington State (8/31)
Long Punt Return.....	19	Chris Davis vs. Washington State (8/31)
Long Kickoff Return ..	100	Tre Mason vs. Washington State (8/31)
Tackles	10	Chris Davis vs. Arkansas State (9/7)
Sacks	1.0	Montravius Adams vs. Washington State (8/31)
.....	1.0	Ben Bradley vs. Washington State (8/31)
.....	1.0	LaDarius Owens vs. Arkansas State (9/7)
Tackles For Loss.....	2.0	Craig Sanders vs. Washington State (8/31)
.....	2.0	LaDarius Owens Arkansas State (9/7)
.....	2.0	Gabe Wright Arkansas State (9/7)
Interceptions	2	Robenson Therezie vs. Washington State (8/31)

Auburn Individual Long Plays

Rushing.....	75	Corey Grant vs. Washington State (8/31)
Passing	68	Nick Marshall vs. Arkansas State (9/7)
Receiving	68	Sammie Coates vs. Arkansas State (9/7)
Field Goal	47	Cody Parkey vs. Washington State (8/31)
Punt	54	Stephen Clark vs. Arkansas State (9/7)
Punt Return.....	19	Chris Davis vs. Washington State (8/31)
Kickoff Return	100	Tre Mason vs. Washington State (8/31)
Fumble Return.....	0	Jake Holland vs. Arkansas State (9/7)
Interception Return	24	Robenson Therezie vs. Washington State (8/31)

Opponent Team Superlatives

Points Scored	24	Washington State (8/31)
Low.....	9	Arkansas State (9/7)
First Downs.....	28	Washington State (8/31)
Low.....	24	Arkansas State (9/7)
Rushing Plays.....	39	Arkansas State (9/7)
Low.....	23	Washington State (8/31)
Net Rushing Yards.....	150	Arkansas State (9/7)
Low.....	120	Washington State (8/31)
Passes Attempted.....	65	Washington State (8/31)
Low.....	41	Arkansas State (9/7)
Passes Completed.....	35	Washington State (8/31)
Low.....	29	Arkansas State (9/7)
Had Intercepted.....	3	Washington State (8/31)
Low.....	0	Arkansas State (9/7)
Net Passing Yards	344	Washington State (8/31)
Low.....	272	Arkansas State (9/7)
Total Offensive Plays.....	88	Washington State (8/31)
Low.....	80	Arkansas State (9/7)
Total Net Offense.....	464	Washington State (8/31)
Low.....	422	Arkansas State (9/7)
Fumbles.....	2	Arkansas State (9/7)
Low.....	0	Washington State (8/31)
Fumbles Lost.....	1	Arkansas State (9/7)
Low.....	0	Washington State (8/31)
Penalties.....	6	Arkansas State (9/7)
Low.....	5	Washington State (8/31)
Penalty Yards.....	53	Arkansas State (9/7)
Low.....	21	Washington State (8/31)

Opponent Individual Superlatives

Rushes	16	David Oku, Arkansas State (9/7)
Yards Rushing	74	Adam Kennedy, Arkansas State (9/7)
TD Rushes	2	Jeremiah Laufasa, Washington State (8/31)
Long Rush.....	28	Adam Kennedy, Arkansas State (9/7)
Pass attempts.....	65	Connor Halliday, Washington State (8/31)
Pass completions	35	Connor Halliday, Washington State (8/31)
Yards Passing.....	344	Connor Halliday, Washington State (8/31)
TD Passes.....	1	Connor Halliday, Washington State (8/31)
Long Pass.....	53	Connor Halliday, Washington State (8/31)
Receptions	9	Gabe Marks, Washington State (8/31)
Yards Receiving.....	81	Gabe Marks, Washington State (8/31)
TD Receptions	1	Bobby Ratliff, Washington State (8/31)
Long Reception.....	53	Bobby Ratliff, Washington State (8/31)
Field Goals.....	3	Brian Davis, Arkansas State (9/7)
Long Field Goal	43	Andrew Furney, Washington State (8/31)
Punts	5	Mike Bowlin, Washington State (8/31)
Punting Avg.....	49.0	Luke Ferguson, Arkansas State (9/7)
Long Punt.....	60	Luke Ferguson, Arkansas State (9/7)
Punts inside 20.....	2	Mike Bowlin, Washington State (8/31)
Long Punt Return.....	--	
Long Kickoff Return	36	J.D. McKissic, Arkansas State (9/7)
Tackles	14	Deone Bucannon, Washington State (8/31)
Sacks	--	
Tackles For Loss.....	1.0	5 Arkansas State players & 4 Washington State players
Interceptions	--	

Opponent Individual Long Plays

Rushing.....	28	Adam Kennedy, Arkansas State (9/7)
Passing	53	Connor Halliday, Washington State (8/31)
Receiving	53	Bobby Ratliff, Washington State (8/31)
Field Goal	43	Andrew Furney, Washington State (8/31)
Punt	60	Luke Ferguson, Arkansas State (9/7)
Kickoff Return	30	Theron West, Washington State (8/31)
Fumble Return.....	0	Artez Brown, Arkansas State (9/7)
Interception Return	--	



2013 PLAYS OF 20+ YARDS

Yards	Type	Player(s)	Opponent	Qtr.
100 (TD)	KOR	Tre Mason	Washington State	2
75 (TD)	Rush	Corey Grant	Washington State	2
68 (TD)	Pass	Nick Marshall to Sammie Coates	Arkansas State	2
34	Pass	Nick Marshall to Sammie Coates	Washington State	3
33	KOR	Quan Bray	Arkansas State	1
29	Rush	Tre Mason	Arkansas State	4
25	Rush	Nick Marshall	Arkansas State	1
24	INT	Robenson Therezie	Washington State	1
24	KOR	Tre Mason	Arkansas State	1
22	KOR	Tre Mason	Washington State	3
20	Pass	Jonathan Wallace to Jay Prosch	Arkansas State	4

PLAY BREAKDOWN

BY PLAY

Pass	3
Run	3
Kickoff Return	4
Interception Return	1
Punt Return	0

BY GAME

Washington State	5
Arkansas State	6

BY QUARTER

1st.....	4
2nd.....	2\3
3rd.....	2
4th.....	2

RUSHING

Corey Grant.....	1
Tre Mason.....	1
Nick Marshall.....	1

PASSING

Nick Marshall.....	2
Jonathan Wallace.....	1

RECEIVING

Sammie Coates.....	2
Jay Prosch.....	1

KICKOFF RETURN

Tre Mason.....	3
Quan Bray.....	1

PUNT RETURN

.....	0
-------	---

INTERCEPTION RETURN

Robenson Therezie	1
-------------------------	---

SEC Champions:

1957, 1983, 1987, 1988, 1989, 2004, 2010

SEC West Champions:

1997, 2000, 2001, 2002, 2004, 2005, 2010

2013 AUBURN FOOTBALL GAME NOTES



LAST TIME...

An Auburn Team

Had 35 First Downs... vs. Western Carolina, 2002 (37)
 Had 30 First Downs... vs. Furman, 2009 (30)
 Had 400 yards rushing... vs. LSU, 2010 (440)
 Had 300 yards rushing... vs. Arkansas State, 2013 (301)
 Had 300 yards rushing in consecutive games... vs. Tennessee-Chattanooga (303); vs. Georgia (315), 2010
 Had 300 yards rushing in six consecutive games... at Kentucky (311); vs. Arkansas (330); vs. LSU, (440); at Ole Miss (343); vs. Chattanooga (303); vs. Georgia (315), 2010
 Had 300 yards rushing in six consecutive SEC games... vs. South Carolina (334); at Kentucky (311); vs. Arkansas (330); vs. LSU, (440); at Ole Miss (343); vs. Georgia (315), 2010
 Had 50 or more rushing attempts... vs. Arkansas State, 2013 (50)
 Had six or more rushing TDs... vs. Arkansas, 2010 (6)
 Had five or more rushing TDs... vs. Alabama A&M, 2012 (5)
 Had four or more rushing TDs... vs. Alabama A&M, 2012 (5)
 Had 350 or more yards passing... vs. South Carolina [SECCG], 2010 (351)
 Had 300 or more yards passing... vs. South Carolina [SECCG], 2010 (351)
 Had 50 or more pass attempts... vs. Mississippi State, 1997 (54)
 Had 30 or more pass completions... vs. Arkansas, 1995 (34)
 Had five TDs passing... vs. Ball State, 2009 (5)
 Had four TDs passing... vs. Ole Miss, 2011 (4)
 Had three TDs passing... vs. Ole Miss, 2011 (4)
 Had 500 or more yards total offense... vs. Alabama A&M, 2012 (512)
 Had 500 or more yards total offense in consecutive games... vs. South Carolina [SECCG] (589), vs. Oregon [BCSNCG], 2010 (519)
 Had 80 or more total plays... at South Carolina, 2011 (92)
 Had 90 or more total plays... at South Carolina, 2011 (92)
 Scored 70 or more points... vs. Louisiana-Monroe, 2003 (73)
 Scored 60 or more points... vs. Arkansas, 2010 (65)
 Scored 50 or more points... vs. Alabama A&M, 2012 (51)
 Scored 40 or more points... vs. Alabama A&M, 2012 (51)
 Scored 40 or more points in three consecutive games... at Ole Miss (51), vs. Chattanooga (62), vs. Georgia (49), 2010
 Had five or more fumbles... vs. Southern Miss (5), 2008
 Did not commit a turnover... vs. Alabama A&M, 2012
 Had 200-yard rusher and 100-yard receiver in a game... vs. Syracuse, 2002 (Carnell Williams [202 rush] and Marcel Willis [113 receiving])
 Had 150-yard rusher and 150-yard receiver in a game... at Arkansas, 2001 (Carnell Williams [177 rush] and Tim Carter [156 receiving])
 Had 100-yard receiver and 100-yard rusher in a game... vs. Clemson, 2012 (Tre Mason [106 rush], Emory Blake [109 rec])
 Had two 100-yard rushers in a game... vs. Alabama A&M, 2012 (Tre Mason [181] and Onterio McCalebb [104])
 Had two 150-yard rushers in a game... vs. Mississippi State, 2003 (Brandon Jacobs [182] and Carnell Williams [164])
 Had three 100-yard rushers in a game ... vs. Maryland, 1983 (Tommie Agee [219], Lionel James [115] and Bo Jackson [105])
 Had two 100-yard receivers in a game... vs. Tennessee-Chattanooga, 2010 (Terrell Zachery [148] and Darvin Adams [106])
 Had a 60-yard run and a 60-yard pass in a game ... vs. Alabama, 2009 (Terrell Zachery 67 rush, Chris Todd to Darvin Adams 72 pass)
 Had three players with 2 rushing TDs... vs. Louisiana-Monroe, 2003 (Carnell Williams [2], Brandon Jacobs [2], Tre Smith [2])
 Had three players with 2 TDs... vs. Georgia, 2010 (Onterio McCalebb [3 rush], Cam Newton [2 rush], Philip Lutzenkirchen [2 rec.])
 Had two players with seven or more catches in a game ... Courtney Taylor vs. Alabama, 2003 (7), Silas Daniels vs. Alabama, 2003 (7)
 Scored a touchdown on offense, defense and special teams... vs. Louisiana-Monroe, 2008 (2 offense [1 pass, 1 rush], 1 defense [fumble return], 1 special team [punt return])
 Scored on the first offensive play ... vs. Alabama, 2003 (Carnell Williams, 80 yard run)
 Returned a punt for a TD... vs. Louisiana-Monroe, 2008 (Robert Dunn) [66 yards]
Returned a kickoff for a TD... vs. Washington St., 2013 (Tre Mason) [100 yards]
 Returned opening kickoff for a TD... vs. Tennessee-Martin, 2008 (Tristan Davis) [95 yards]
 Returned three Interceptions for TDs... vs. LSU, 1994 (Ken Alvis, Fred Smith, Brian Robinson)

Returned two Interceptions for TDs... vs. LSU, 1994 (Ken Alvis, Fred Smith, Brian Robinson)
 Returned an Interception for a TD... vs. Alabama A&M, 2012 (Trent Fisher) [60]
 Returned two fumbles for TDs... vs. Vanderbilt, 2002 (Spencer Johnson, Karlos Dansby)
 Returned a fumble for a TD... vs. New Mexico State, 2012 (Daren Bates) [62]
 Blocked a punt ... vs. Virginia [Chick-fil-A] 2011 (Garrett Harper, Angelo Blackson)
 Blocked two punts... vs. Virginia [Chick-fil-A] 2011 (Garrett Harper, Angelo Blackson)
 Blocked three punts ... vs. Louisiana-Monroe, 2003 (3 - Justin Fetsko [2], Donnay Young)
 Returned a blocked punt for a TD... vs. Florida, 2006 (Tre Smith)
 Blocked a field goal ... vs. Louisiana-Monroe, 2012 (Angelo Blackson, Corey Lemonier)
 Returned a blocked field goal for a TD... vs. Kentucky, 2009 (Neiko Thorpe) [69]
 Blocked two field goals in a game ... vs. ULM, 2012 (Angelo Blackson, Corey Lemonier)
 Blocked a PAT attempt ... at South Carolina, 2010 (Corey Lemonier)
 Blocked two PAT attempt ... vs. LSU, 1998 (Charles Dorsey, 2)
 Missed a kicking PAT... vs. Tennessee-Chattanooga, 2010 (Wes Byrum)
 Had a punt blocked... at Mississippi State, 2009 (Clinton Durst)
 Had a field goal blocked... at Mississippi State, 2010 (Wes Byrum)
 Had a successful on-side kick... at Ole Miss, 2012 (Cody Parkey)
 Was held scoreless... at Alabama, 2012 (0-49)
 Was held scoreless at Jordan-Hare Stadium... vs. Georgia, 2012 (0-38)
 Held an opponent scoreless... vs. Louisiana-Monroe, 2008 (34-0)
 Held an opponent scoreless at Jordan-Hare Stadium... vs. Louisiana-Monroe, 2008 (34-0)
 Held an opponent to five or less first downs... vs. Ball State, 2001 (5)
 Held an opponent to 10 or less first downs... vs. Tennessee, 2008 (9)
 Intercepted five or more passes... vs. Northwestern [Outback], 2009 (5)
 Intercepted four or more passes... vs. Northwestern [Outback], 2009 (5)
Intercepted three or more passes... vs. Washington State, 2013 (3)
 Held an opponent to 300 or less yards total offense... vs. Alabama A&M, 2012 (208)
 Held an opponent to 200 or less yards total offense... vs. Florida, 2011 (194)
 Held an opponent to 150 or less yards total offense... at Mississippi State, 2008 (116)
 Held an opponent to 100 or less yards total offense... vs. Ball State, 2001 (92)
 Held an opponent to 100 or less yards rushing... vs. Alabama A&M, 2012 (22)
 Held an opponent to 50 or less yards rushing... vs. Alabama A&M, 2012 (22)
 Held an opponent to negative yards rushing... vs. Florida, 2001 (-36)
 Held an opponent to 100 or less yards passing... vs. Kentucky, 2009 (75)
Held an opponent without a touchdown... vs. Arkansas State, 2013
 Scored a safety... vs. Alabama A&M, 2012 (Team)
 Scored on a fake field goal... vs. Vanderbilt, 2000 (Duval pass to Diamond)
Scored an offensive two-point conversion ... vs. Washington State, 2013 (Ryan White run)
 Scored two or more offensive two-point conversions... vs. Florida, 2002 [2]
 Scored a defensive two-point conversion... vs. Ole Miss, 2009 (Demond Washington)
 Had 10 or more penalties... vs. Alabama A&M, 2012 (11)
 Had 100 or more penalty yards... at Arkansas, 2011 (105)
 Had 35 minutes time of possession... at South Carolina, 2011 (35:47)
 Was involved in a game that ended in a tie... vs. Georgia, 1994 (23-23)
 Was involved in an overtime game... vs. Louisiana-Monroe, 2012 (31-28 win)
 Won a game without scoring an offensive touchdown ... at Mississippi State, 2008 (3-2)



LAST TIME...

An Auburn Player

Rushed 40 times in a game... Michael Dyer at South Carolina, 2011 (41)
 Rushed 35 times in a game... Michael Dyer at South Carolina, 2011 (41)
 Rushed 30 times in a game... Michael Dyer vs. Samford, 2011 (30)
 Rushed for 200 yards in a game... Cam Newton vs. LSU, 2010 (217)
 Rushed for 150 yards in a game... Tre Mason Alabama A&M, 2012 (181)
Rushed for 100 yards in a game... Cameron Artis-Payne vs. Arkansas State, 2013 (102)
 Quarterback rushed for 100 yards in a game... Cam Newton vs. Georgia, 2010 (151)
 Rushed for 100 yards in five consecutive games... Kenny Irons vs. Alabama (103), at Georgia (179), at Kentucky (103), vs. Ole Miss (101), at LSU (218), 2005
 Rushed for 100 yards in four consecutive games... Kenny Irons vs. Alabama (103), at Georgia (179), at Kentucky (103), vs. Ole Miss (101), 2005
 Rushed for 100 yards in three consecutive games... Cam Newton at Kentucky (198), vs. Arkansas (188), vs. LSU (217), 2010
 Rushed for 100 yards in consecutive games... Michael Dyer at South Carolina (141), at Arkansas (112), 2011
 Rushed for 150 yards in three consecutive games... Cam Newton at Kentucky (198), vs. Arkansas (188), vs. LSU (217), 2010
 Rushed for 150 yards in consecutive games... Michael Dyer vs. Mississippi State (150), at Clemson (151), 2011
 Rushed for 4 or more TDs in a game... Cam Newton at Kentucky, 2010 (4)
 Rushed for 3 or more TDs in a game... Onterio McCalebb vs. Georgia, 2010 (3)
 Rushed for 2 or more TDs in a game... Onterio McCalebb and Tre Mason vs. Alabama A&M, 2012 (2)
 QB Rushed for 2 or more TDs in a game... Kiehl Frazier vs. Virginia [Chick-fil-A], 2011 (2)
 Rushed for 2 or more TDs in four consecutive games... Carnell Williams vs. Western Carolina (2), vs. Vanderbilt (2), at Mississippi State (2), vs. Syracuse (2), 2002
 Rushed for 2 or more TDs in three consecutive games... Michael Dyer vs. Utah State (2), vs. Mississippi State (2), at Clemson (2), 2011
 Rushed for a TD in five consecutive games... Onterio McCalebb vs. Arkansas (1); vs. LSU (1); at Ole Miss (1); vs. Chattanooga (1); vs. Georgia (3), 2010
 Passed for 400 yards in a game... Ben Leard at Georgia, 1999 (416)
 Passed for 300 yards in a game... Cam Newton vs. South Carolina [SECCG], 2010 (335)
 Attempted 50 passes in a game... Dameyune Craig vs. Mississippi State, 1997 (54)
 Attempted 40 passes in a game... Kodi Burns at Ole Miss, 2008 (43)
 Threw five TDs in a game... Chris Todd vs. Ball State, 2009 (5)
 Threw four TDs in a game... Clint Moseley vs. Ole Miss, 2011 (4)
 Threw three TDs in a game... Clint Moseley vs. Ole Miss, 2011 (4)
 Threw four TDs or more in consecutive games... Chris Todd vs. West Virginia (4), vs. Ball State (5), 2009
 Threw two TDs or more in five consecutive games... Cam Newton at Ole Miss (2), vs. Chattanooga (4), vs. Georgia (2), at Alabama (3), vs. South Carolina (4), 2010
 Had 400 yards total offense in a game... Cam Newton South Carolina [SECCG], 2010 (408)
 Had 300 yards total offense in a game... Cam Newton vs. Oregon [BCSNCG], 2010 (329)
 Accounted for four or more TDs in a game... Clint Moseley vs. Ole Miss, 2011 (4)
 Accounted for three or more TDs in a game... Clint Moseley vs. Ole Miss, 2011 (4)
 Accounted for three or more TDs in four consecutive game... Cam Newton vs. Chattanooga (5), vs. Georgia (4), at Alabama (4), vs. South Carolina (6), 2010
 Caught 15 passes in a game... Willie Gosha vs. Arkansas, 1995 (17)
 Caught 10 or more passes in a game... Darvin Adams vs. Northwestern [Outback], 2009 (12)
 Caught seven or more passes in a game... Emory Blake vs. Arkansas, 2012 (10)
 Had 200 or more yards receiving in a game... Darvin Adams vs. South Carolina [SECCG], 2010 (217)
 Had 150 or more yards receiving in a game... Darvin Adams vs. South Carolina [SECCG], 2010 (217)
 Had 100 or more yards receiving in a game... Emory Blake vs. Georgia, 2012 (104)
 Had 100 yards receiving in consecutive games... Emory Blake vs. Virginia [Chick-fil-A], 2011 (108), vs. Clemson, 2012 (109)
 Caught four or more TD passes in a game... Alexander Wright vs. Pacific, 1989 (4)
 Caught three or more TD passes in a game... Darvin Adams vs. Furman, 2009 (3)
 Caught two or more TD passes in a game... Philip Lutzenkirchen vs. Ole Miss, 2011 (2)
 Caught a TD pass in consecutive games... Philip Lutzenkirchen at Georgia, vs. Samford, 2011
 Caught a TD pass in three consecutive games... Philip Lutzenkirchen vs. Ole Miss, at Georgia, vs. Samford, 2011

Caught a TD pass in four consecutive games ... Emory Blake vs. Florida Atlantic, vs. Utah State, vs. Mississippi State, at Clemson, 2011
 Caught a TD pass in five consecutive games ... Emory Blake vs. Oregon [BCSNCG], vs. Utah State, vs. Mississippi State, at Clemson, vs. Florida Atlantic, 2010/11
 Caught a TD pass in six consecutive games ... Emory Blake vs. South Carolina [SECCG], vs. Oregon [BCSNCG], vs. Utah State, vs. Mississippi State, at Clemson, vs. Florida Atlantic, 2010/11
 Caught a TD pass in seven consecutive games ... Emory Blake at Alabama; vs. South Carolina [SECCG], vs. Oregon [BCSNCG], vs. Utah State, vs. Mississippi State, at Clemson, vs. Florida Atlantic, 2010/11
Scored a TD on his first career catch ... Marcus Davis vs. Arkansas State, 2013 (18)
 Quarterback caught a TD pass ... Kiehl Frazier (1st career reception) from Quan Bray vs. Louisiana-Monroe, 2012
 Running back caught two or more TD passes in a game... Mario Fannin vs. Arkansas St., 2010 (2)
 Running back caught a TD pass in consecutive games ... Mario Fannin vs. West Virginia, Ball State, 2009
 Tight end caught two or more TD passes in a game... P. Lutzenkirchen vs. Ole Miss, 2011 (2)
 Tight end caught a TD pass in consecutive games ... Philip Lutzenkirchen at Georgia, vs. Samford, 2011
 Tight end caught a TD pass in three consecutive games ... Philip Lutzenkirchen vs. Ole Miss, at Georgia, vs. Samford, 2011
 Scored 15 or more points kicking... Wes Byrum at Ole Miss, 2010 (15)
Scored 10 or more points kicking... Cody Parkey vs. Washington State, 2013 (11)
 Kicked five or more field goals in a game... Jaret Holmes vs. UAB, 1996 (5)
 Kicked four or more field goals in a game... Cody Parkey vs. Clemson, 2012 (4)
 Had 150 kickoff return yards in a game... Tre Mason vs. Utah State, 2011 (176)
 Had 100 punt return yards in a game... Robert Dunn vs. Southern Miss, 2008 (103)
 Scored four or more TDs... Cam Newton at Kentucky, 2010 (4 rush)
 Scored three or more TDs... Cam Newton vs. Arkansas, 2010 (3 rush)
 Scored a rushing and receiving TD in a game... Onterio McCalebb vs. Virginia [Chick-fil-A], 2012
 Had an 80-yard run... Tre Mason vs. Alabama A&M, 2012 (86)
Had a 70-yard run... Corey Grant vs. Washington State, 2013 (75)
Had a 60-yard run... Corey Grant vs. Washington State, 2013 (75)
 Completed an 80-yard pass... Cam Newton to Terrell Zachery vs. Tennessee-Chattanooga, 2010 (80)
 Completed a 70-yard pass... Cam Newton to Terrell Zachery at Alabama, 2010 (70)
Completed a 60-yard pass... Nick Marshall to Sammie Coates vs. Arkansas State, 2013 (68)
 Kicked a field goal of 50 or more yards... Wes Byrum vs. Southern Miss, 2008 (52)
 Kicked a field goal of 50 or more yards in consecutive games... John Vaughn, 2006; at Mississippi State (55), vs. Washington State (52)
 Kicked two field goals of 50+ yards in a game... Win Lyle vs. Tennessee, 1987 (55, 52)
 Had a 70-yard punt... Kody Bliss vs. Tulane, 2006 (71)
 Had a 60-yard punt... Ryan Shoemaker vs. New Mexico State, 2007 (67)
 Had two punts of 50+ yards in a game... Steven Clark at Ole Miss, 2012 (53, 52)
 Had four or more punts inside the 20 in a game... Steven Clark at Arkansas, 2011 (6)
 Blocked a field goal in a game... Blackson and Lemonier vs. Louisiana-Monroe, 2012
 Blocked two field goals in a game... Alton Moore at Georgia, 2001
 Blocked a PAT attempt ... Corey Lemonier at South Carolina, 2011
 Blocked two PAT attempts ... Charles Dorsey vs. LSU, 1998 (2)
 Blocked a punt in a game... Garrett Harper/Angelo Blackson vs. Virginia [Chick-fil-A], 2011
 Blocked two punts in a game... Justin Fetsko vs. Louisiana-Monroe, 2003 (2)
 Had 15 or more tackles in a game... Daren Bates at Ole Miss, 2012 (16)
 Intercepted three passes in a game... Junior Rosegreen at Tennessee, 2004 (4)
Intercepted two passes in a game... Robenson Therezie vs. Washington State, 2013 (2)
 Intercepted a pass in consecutive games... Jerraud Powers, 2007; at Georgia; vs. Alabama, 2007
 Intercepted a pass in three consecutive games... Jerraud Powers, 2007; vs. Tennessee Tech, at Georgia; vs. Alabama
 Recovered two fumbles in a game... Eltoro Freeman at Georgia, 2011 (2)
 Forced two fumbles in a game... Corey Lemonier at Georgia, 2011 (2)
 Forced and recovered a fumble... Cassanova McKinzy at Vanderbilt, 2012
 Intercepted a pass and had a fumble recovery in a game ... Nick Fairley at Mississippi State, 2010



LAST TIME...

An Auburn Opponent

Scored 50 or more points... Texas A&M, 2012 (63)
Scored 40 or more points... Alabama, 2012 (49)
Had 350 or more yards rushing... Texas A&M, 2012 (352)
Had 300 or more yards rushing... Texas A&M, 2012 (352)
Had 250 or more yards rushing... Alabama, 2012 (267)
Had 50 or more rushing attempts... Clemson, 2012 (52)
Had five or more rushing TDs... Texas A&M, 2012 (6)
Had 500 yards passing... Northwestern [Outback], 2009 (532)
Had 400 yards passing... Arkansas, 2010 (428)
Had 350 yards passing... Clemson, 2011 (386)
Had 300 yards passing... Washington State, 2013 (344)
Had 60 or more pass attempts... Washington State, 2013 (65)
Had 50 or more pass attempts... Washington State, 2013 (65)
Had 40 or more pass attempts... Arkansas State, 2013 (41)
Had 30 or more pass completions... Washington State, 2013 (35)
Had 25 or more pass completions... Arkansas State, 2013 (29)
Had four or more TDs passing... Alabama, 2012 (4)
Had three or more TDs passing... Alabama, 2012 (4)
Had five passes intercepted... Northwestern [Outback], 2009 (5)
Had four passes intercepted... Northwestern [Outback], 2009 (5)
Had 600 yards total offense... Texas A&M, 2012 (671)
Had 500 yards total offense... Texas A&M, 2012 (671)
Had 400 yards total offense... Arkansas State, 2013 (422)
Had five or more fumbles... South Carolina, 2005 (5)
Lost four or more fumbles... Mississippi State, 2002 (4)
Had four or more turnovers... Louisiana-Monroe, 2010 (3 fum/1 int)
Returned a punt for a TD... LSU, 2005 (Skyler Green, 66)
Returned a kickoff for a TD... Chattanooga, 2010 (Brian Sutherland, 98)
Returned an interception for a TD... Alabama, 2011 (DeMarcus Milliner, 35)
Returned a fumble for a TD... Ole Miss, 2012 (C.M. Johnson, 2)
Returned a blocked punt for a TD... Mississippi State, 2009 (Robert Elliott, 10)
Blocked an Auburn punt... Mississippi State, 2009
Blocked an Auburn field goal... Mississippi State, 2010 (Fletcher Cox)
Had a successful on-side kick... Ole Miss, 2010 (Andrew Ritter/Fon Ingram)
Held Auburn to 300 yards total offense... Alabama, 2012 (163)
Held Auburn to 200 yards total offense... Alabama, 2012 (163)
Held Auburn to 150 yards total offense... Alabama, 2011 (140)
Held Auburn below 100 yards rushing... Alabama, 2013 (92)
Held Auburn below 50 yards rushing... Arkansas, 2012 (40)
Held Auburn to negative yards rushing... Tennessee, 1997 (-15)
Held Auburn below 100 yards passing... Washington State, 2013 (99)
Held Auburn to 10 or fewer first downs... Alabama, 2012 (7)
Had 10 or more penalties... Mississippi State, 2011 (10)
Had 100 or more yards in penalties... Arkansas, 2007 (100)
Had two 100-yard rushers in a game... Georgia, 2012 (Todd Gurley, 116; Keith Marshall, 105)
Had two 100-yard receivers in a game... Northwestern [Outback], 2009 (Andrew Brewer, 133; Drake Dunsmore, 120)
Had a 100-yard rusher and a 100-yard receiver... Alabama, 2012 (Eddie Lacy, 131 rush; Amari Cooper, 109 rec.)
Had a 100-yard rusher and two 100-yard receivers... Tulane, 2006 (Matt Forte, 117 rush; Preston Brown, 139 rec.; Damarcus Davis, 126 rec.)
Did not have a turnover... Georgia, 2012
Scored a safety... LSU, 2012
Scored a two-point conversion... Florida Atlantic, 2011 (Graham Wilbert to Nexon Dorvilus)
Had 35 minutes time of possession... Georgia, 2011 (40:55)

An Opposing Player

Rushed for 200 yards in a game... Andre Ellington, Clemson, 2012 (228)
Rushed for 150 yards in a game... Zac Stacy, Vanderbilt, 2012 (169)
Rushed for 100 yards in a game... Eddie Lacy (131), Alabama, 2012
Passed for 400 yards in a game... Mike Kafka, Northwestern [Outback], 2009 (532)
Passed for 350 yards in a game... Tajh Boyd, Clemson, 2011 (386)
Passed for 300 yards in a game... Connor Halliday, Washington State, 2013 (344)
Attempted 70 passes in a game... Mike Kafka, Northwestern [Outback], 2009 (78)
Attempted 60 passes in a game... Connor Halliday, Washington State, 2013 (65)
Attempted 50 passes in a game... Connor Halliday, Washington State, 2013 (65)
Attempted 40 passes in a game... Adam Kennedy, Arkansas State, 2013 (41)
Completed 40 passes in a game... Mike Kafka, Northwestern [Outback], 2009 (47)
Completed 25 passes in a game... Adam Kennedy, Arkansas State, 2013 (29)
Threw three or more TD passes in a game... A.J. McCarron, Alabama, 2012 (4)
Had 400 yards total offense... Tajh Boyd, Clemson, 2011 (416)
Had 350 yards total offense... Connor Halliday, Washington State, 2013 (358)
Accounted for 5 or more TDs... Johnny Manziel, Texas A&M, 2012 (5)
Threw, Ran and Caught a TD in a game... Bo Wallace, Ole Miss, 2012 (2 rush, 1 pass, 1 rec.)
Caught 10 or more passes... DeAndre Hopkins, Clemson, 2012 (13)
Caught seven or more passes... Julian Jones, Arkansas State, 2013 (7)
Three or more players caught seven or more passes... Sammy Watkins (10), DeAndre Hopkins (7), Dwayne Allen (7), Clemson, 2011
Had 100 yards receiving... Amari Cooper, Alabama, 2012 (109)
Had 200 yards receiving... Charles Lee, Central Florida, 1999 (203)
Caught three or more TD passes... Chris Collins, Ole Miss, 2002 (3)
Caught two or more TD passes... Amari Cooper and Kevin Norwood, Alabama, 2012 (2)
Scored three TDs... Johnny Manziel, Texas A&M, 2012 (3)
Had a 90-yard run... Joe Adams, Arkansas, 2011 (92 [TD])
Had an 80-yard run... Jeff Scott, Ole Miss, 2010 (83) [TD]
Had a 70-yard run... Jeff Scott, Ole Miss, 2010 (83) [TD]
Had a 60-yard run... Keith Marshall, Georgia, 2012 (62)
Completed an 80-yard pass... Darren Thomas to Jeff Maehl, Oregon [BCSNCG], 2010 (81)
Completed a 70-yard pass... Darren Thomas to Jeff Maehl, Oregon [BCSNCG], 2010 (81)
Completed a 60-yard pass... Tajh Boyd to Sammy Watkins, Clemson, 2011 (65)
Completed a 50-yard pass... Connor Halliday to Gabe Marks, Washington State, 2013 (53)
Kicked a 50-yard field goal... Steve Lindsey, Ole Miss, 1997 (52)
Had a 70-yard punt... Blake McAdams, Mississippi State, 2007 (73)
Had a 60-yard punt... Brad Wing, LSU, 2012 (60)
Made four or more FGs... Chandler Catanzaro, Clemson, 2012 (4)
Made three or more FGs... Brian Davis, Arkansas State, 2013 (3)

Both Teams

Had a player return a interception for a touchdown... Mississippi State, 2011 [AU Demetruce McNeal 43 yds; MSU Johnathan Banks 27 yds]
Combined for 1,000 yards of total offense... Auburn (435) at Clemson (624), 2011 (1,059)

Items in BOLD set during 2013 season



CAREER STATS UPDATE

Field Goal Percentage (Min. 10 made)

	Player	Seasons	FGM	FGA	Pct
1.	Scott Etheridge	1992-93	34	43	.791
2.	Matt Hawkins	1994-95	26	33	.788
3.	Win Lyle	1987-89	45	59	.763
4.	Cody Parkey	2010-present	28	37	.757
5.	Wes Byrum	2007-10	60	80	.750
6.	Jaret Holmes	1996-97	27	37	.730
7.	John Vaughn	2003-06	50	69	.725
8.	Ed Dyas	1958-60	17	24	.708
9.	Gardner Jett	1970-72	23	34	.676
	Jim Von Wyl	1990-91	32	48	.667
	Robert McGinty	1984	12	18	.667

Field Goals Made

	Player	Seasons	Pct	FGA	FGM
1.	Wes Byrum	2007-10	.750	80	60
2.	John Vaughn	2003-06	.725	69	50
3.	Damon Duval	1999-02	.608	74	45
	Win Lyle	1987-89	.763	59	45
5.	Al Del Greco	1980-83	.609	69	42
6.	Jorge Portela	1977-79	.613	62	38
7.	Scott Etheridge	1992-93	.791	43	34
8.	Jim Von Wyl	1990-91	.667	48	32
9.	John Riley	1967-69	.492	63	31
10.	Cody Parkey	2010-present	.757	37	28

Most Points Kicking

	Player	Seasons	FG	PAT	Pts
1.	Wes Byrum	2007-10	60	183	363
2.	John Vaughn	2003-06	50	162	312
3.	Damon Duval	1999-02	45	125	260
4.	Al Del Greco	1980-83	42	110	236
5.	Win Lyle	1987-89	45	95	230
6.	Jorge Portela	1977-79	38	74	188
7.	John Riley	1967-69	31	80	173
8.	Scott Etheridge	1992-93	34	65	167
	Gardner Jett	1970-72	23	98	167
10.	Cody Parkey	2010-present	28	77	161
11.	Jaret Holmes	1996-97	27	79	160
	Matt Hawkins	1994-95	26	82	160

PATs Made

	Player	Seasons	Pct	Att	Made
1.	Wes Byrum	2007-10	.984	186	183
2.	John Vaughn	2003-06	.994	163	162
3.	Damon Duval	1999-02	1.000	125	125
4.	Al Del Greco	1980-83	.991	111	110
5.	Gardner Jett	1970-72	.942	104	98
6.	Win Lyle	1987-89	.990	96	95
7.	Matt Hawkins	1994-95	.932	88	82
8.	John Riley	1967-69	.860	93	80
9.	Jaret Holmes	1996-97	.963	82	79
10.	Cody Parkey	2010-present	.986	78	77

PATs Attempted

	Player	Seasons	Made	Pct	Att
1.	Wes Byrum	2007-10	183	.984	186
2.	John Vaughn	2003-06	162	.994	163
3.	Damon Duval	1999-02	125	1.000	125
4.	Al Del Greco	1980-83	110	.991	111
5.	Gardner Jett	1970-72	98	.942	104
6.	Win Lyle	1987-89	95	.990	96
7.	John Riley	1967-69	80	.860	93
8.	Matt Hawkins	1994-95	82	.932	88
9.	Jaret Holmes	1996-97	79	.963	82
10.	Cody Parkey	2010-present	77	.987	78
	Jorge Portela	1977-79	74	.949	78

PAT Percentage (Min. 30 made)

	Player	Seasons	Made	Att	Pct
1.	Damon Duval	1999-02	125	125	1.000
	Scott Etheridge	1992-93	65	65	1.000
3.	John Vaughn	2003-06	162	163	.994
4.	Al Del Greco	1980-83	110	111	.991
5.	Win Lyle	1987-89	95	96	.990
6.	Cody Parkey	2010-present	77	78	.987
7.	Wes Byrum	2007-10	183	186	.984
	Chris Knapp	1985-86	62	63	.984
9.	Neil O'Donoghue	1975-76	32	33	.970
10.	Robert McGinty	1984	31	32	.969

Punts

	Player	Seasons	Yards	Avg	No
1.	Lewis Colbert	1982-85	10179	41.7	244
2.	Damon Duval	1999-02	9842	43.4	227
3.	Kody Bliss	2003-06	8861	43.9	202
	Skip Johnston	1977-79	7220	42.0	172
5.	Tommy Lunceford	1965-67	7017	41.0	171
6.	Terry Daniel	1992-94	7522	44.5	169
7.	Jon Kilgore	1962-64	6631	40.1	163
8.	David Beverly	1970-72	6290	39.8	158
9.	Brian Shulman	1986-88	6580	41.9	157
	Steven Clark	2010-present	6265	39.9	157

Punting Yards

	Player	Seasons	No	Avg	Yards
1.	Lewis Colbert	1982-85	244	41.7	10179
2.	Damon Duval	1999-02	227	43.4	9842
3.	Kody Bliss	2003-06	202	43.9	8861
4.	Terry Daniel	1992-94	169	44.5	7522
5.	Skip Johnston	1977-79	172	42.0	7220
6.	Tommy Lunceford	1965-67	171	41.0	7017
7.	Jon Kilgore	1962-64	163	40.1	6631
8.	Brian Shulman	1986-88	157	41.9	6580
9.	David Beverly	1970-72	158	39.8	6290
10.	Steven Clark	2010-present	157	39.9	6265



CAREER STATS UPDATE

Punting Average (Min. 50 punts)

Player	Seasons	No	Yards	Avg
1. Terry Daniel	1992-94	169	7522	44.51
2. Kody Bliss	2003-06	202	8861	43.87
3. Damon Duval	1999-02	227	9842	43.36
4. Jaret Holmes	1996-97	110	4676	42.51
5. Skip Johnston	1977-79	172	7220	41.98
6. Brian Shulman	1986-88	157	6580	41.91
7. Lewis Colbert	1982-85	244	10179	41.72
8. Clinton Durst	2008-09	134	5559	41.49
9. Tommy Lunceford	1965-67	171	7017	41.04
10. Alan Bollinger	1980-81	121	4937	40.80
Steven Clark	2010-present	157	6265	39.90

Rushing Yardage

Player	Seasons	Att	Avg	Yards
1. Bo Jackson	1982-85	650	6.62	4303
2. Carnell Williams	2001-04	741	5.17	3831
3. James Brooks	1977-80	621	5.67	3523
4. Joe Cribbs	1976-79	657	5.13	3368
5. Ben Tate	2006-09	678	4.90	3321
6. Stephen Davis	1993-95	488	5.76	2811
7. Brent Fullwood	1983-86	390	7.15	2789
8. Ronnie Brown	2000-04	513	5.28	2707
9. Onterio McCalebb	2009-12	406	6.37	2586
10. Stacy Danley	1987-90	526	4.61	2427
11. Michael Dyer	2010-11	424	5.51	2335
12. James Joseph	1986-90	452	5.17	2264
13. Kenny Irons	2005-06	454	4.81	2186
14. James Bostic	1991-93	396	5.26	2084
15. Lionel James	1980-83	348	6.14	2068
16. Secdrick McIntyre	1973-76	462	4.31	1992
17. Fob James	1952-55	317	6.03	1913
18. Phil Gargis	1973-76	456	4.13	1884
19. Tommie Agee	1983-86	356	4.87	1735
20. Jimmy Sidle	1962-64	326	5.22	1703
21. Brad Lester	2004-08	371	4.55	1689
22. Joe Childress	1953-55	321	5.19	1667
23. Curtis Kuykendall	1944-45	217	7.46	1619
24. Rudi Johnson	2000	324	4.84	1567
25. Terry Henley	1970-72	343	4.47	1534
26. Tommy Lorino	1956-58	227	6.55	1486
27. Cam Newton	2010	264	5.58	1473
28. Monk Gafford	1940-42	221	6.40	1414
29. Mario Fannin	2007-10	233	5.86	1366
30. Mitzi Jackson	1973-75	243	5.65	1373
31. William Andrews	1976-78	267	5.04	1347
32. Tre Mason	2011-12	228	5.86	1335
33. Ed Dyas	1958-60	261	4.97	1298
34. Fred Beasley	1994-97	282	4.40	1241
35. Tom Bryan	1964-66	265	4.32	1144

Kickoff Returns

Player	Seasons	Avg	Yards	Ret
1. Thomas Bailey	1991-94	20.5	1520	74
2. James Brooks	1977-80	25.4	1726	68
3. Demond Washington	2009-10	26.0	1614	62
4. Tristan Davis	2005-08	26.5	1455	55
5. Onterio McCalebb	2009-12	25.7	1360	53
6. Robert Baker	1995-96	21.3	979	46
7. Markeith Cooper	1996-99	23.9	1077	45
8. Mario Fannin	2006-10	21.5	944	44
Roderick Hood	2000-02	19.9	874	44
10. Tim Carter	1998-01	23.9	956	40
Tre Mason	2011-present	28.3	877	31

Kickoff Return Yardage

Player	Seasons	Ret	Avg	Yards
1. James Brooks	1977-80	68	25.4	1726
2. Demond Washington	2009-10	62	26.0	1614
3. Thomas Bailey	1991-94	74	20.5	1520
4. Tristan Davis	2005-08	55	26.5	1455
5. Onterio McCalebb	2009-12	53	25.7	1360
6. Markeith Cooper	1996-99	45	23.9	1077
7. Robert Baker	1995-96	46	21.3	979
8. Tim Carter	1998-01	40	23.9	956
9. Mario Fannin	2006-10	44	21.5	944
10. Tre Mason	2011-present	31	28.3	877

Kickoff Return Average (Min. 20 returns)

Player	Seasons	Ret	Yards	Avg
1. Tre Mason	2011-present	31	877	28.29
2. Tristan Davis	2005-08	55	1455	26.45
2. Tre Mason	2011-12	27	712	26.37
3. Demond Washington	2009-10	62	1614	26.03
4. Rick Neel	1973-75	26	673	25.88
5. Onterio McCalebb	2009-12	53	1360	25.66
6. James Brooks	1977-80	68	1726	25.38
7. Markeith Cooper	1996-99	45	1077	23.93
8. Tim Carter	1998-01	40	956	23.90
9. Joe Cribbs	1976-79	22	507	23.05
10. Devin Aromashodu	2002-05	38	860	22.63



PAT DYE FIELD AT JORDAN-HARE STADIUM

Jordan-Hare Facts

Dedicated: 1939 (7,500)

Stadium Names

1939: Auburn Stadium

1949: Cliff Hare Stadium

1973: Jordan-Hare Stadium

Capacity:

1949: 21,500

1955: 34,500

1960: 44,500

1970: 61,261

1980: 72,169

1987: 85,214

2000: 85,612

2001: 86,063

2004: 87,451



Jordan-Hare Stadium is Auburn's showcase football stadium, which seats 87,451 with 70 luxury suites located between the lower level and upper deck on the East side.

The stadium was dedicated Nov. 30, 1939, with 7,500 seats. Ten years later, 14,000 more seats were added, and the stadium was named Cliff Hare Stadium (after a member of Auburn's first football team and eventual professor and dean of the School of Chemistry), although only 12 home games were played there over that 10-year span. Additional seats were added in 1955, 1960 and 1970. The West upper deck was completed in 1980; the East upper deck and suites were finished for the 1987 season. The most recent addition to the stadium was the construction of a 30-foot by 74-foot Daktronics LED board in 2007, coming at a cost of \$2.9 million. Auburn was the first school in the SEC to install a high-definition video board display.

The facility was renamed Jordan-Hare Stadium in 1973, recognizing Hall of Fame coach Ralph "Shug"

Jordan. The turf at Jordan-Hare Stadium was officially named after Pat Dye, Auburn's Hall of Fame coach and athletics director, prior to the 2005 Iron Bowl. The Tigers posted a 99-39-4 record in 12 seasons under Dye from 1981-92, and won four SEC championships. Auburn's home games are now played at Pat Dye Field at Jordan-Hare Stadium.

On game days, Auburn's Pat Dye Field at Jordan-Hare Stadium becomes the sixth-largest city in the state of Alabama as Auburn has averaged at least 80,000 fans per game for the last 20 seasons. Since Jordan-Hare Stadium expanded to its current capacity prior to the 2004 season, the Tigers have tallied 28 sell-out games.

Pat Dye Field at Jordan-Hare Stadium is the nation's 10th-largest on-campus stadium with a capacity of 87,451. It is the sixth-largest in the SEC.

The Tigers have won 78.2 percent of their games in Jordan-Hare Stadium since its inception in 1939 and hold an overall record of 290-74-7 there.

Attendance Average

1993	81,062
1994	81,287
1995	81,181
1996	82,468
1997	83,545
1998	81,105
1999	80,905
2000	82,435
2001	85,448
2002	82,943
2003	85,203
2004	83,085
2005	84,161
2006	85,063
2007	84,689
2008	86,915
2009	84,614
2010	86,087
2011	85,792
2012	82,646
2013	84,170

Largest On-Campus Stadiums

1. Michigan Stadium (Michigan)	109,901
2. Beaver Stadium (Penn State)	106,572
3. Neyland Stadium (Tennessee)	102,455
4. Ohio Stadium (Ohio State)	102,329
5. Bryant-Denny Stadium (Alabama)	101,821
6. Darrell K. Royal-Texas Memorial Stadium (Texas)	100,119
7. Sanford Stadium (Georgia)	92,746
8. Tiger Stadium (LSU)	92,542
9. Memorial (Nebraska)	92,000
10. Ben Hill Griffin Stadium (Florida)	88,548
11. Jordan-Hare Stadium (Auburn)	87,451
12. Kyle Field (Texas A&M)	82,600
13. Memorial (Clemson)	82,301
14. Bobby Bowden Field at Doak Campbell Stadium (Florida State)	82,300
15. Gaylord Family Oklahoma Memorial Stadium (Oklahoma)	82,112

28

Since Jordan-Hare Stadium expanded to its current capacity prior to the 2004 season, the Tigers have 28 sold-out games

SEC Champions:

1957, 1983, 1987, 1988, 1989, 2004, 2010

SEC West Champions:

1997, 2000, 2001, 2002, 2004, 2005, 2010

2013 AUBURN FOOTBALL GAME NOTES



AUBURN OFFENSIVE CAREER BESTS

44 • CAMERON ARTIS-PAYNE

Rush Attempts19	Arkansas State	9/7/13
Rush Yards102	Arkansas State	9/7/13
Rush TD1	Arkansas State	9/7/13
Rush Long19	Washington State	8/31/13
AP Yards102	Arkansas State	9/7/13

4 • QUAN BRAY

Receptions6	at Mississippi State	9/8/12
Rec. Yards50	at Mississippi State	9/8/12
Rec. Long16	at Mississippi State	9/8/12
AP Yards110	Alabama A&M	11/17/12
Kick Ret2	3x (last at Alabama)	11/24/12
Kick Ret Yds55	Utah State	9/3/11
Kick Ret Long33	2x (last vs. Arkansas State)	9/7/13
Punt Ret3	5x (last vs. Alabama A&M)	11/17/12
Punt Ret Yds48	Alabama A&M	11/17/12
Punt Ret Long38	NMSU	11/3/12
Completions1	ULM	9/15/12
Pass Attempts1	ULM	9/15/12
Pass Yards34	ULM	9/15/12
Pass TDs1	ULM	9/15/12

30 • STEVEN CLARK

Punts9	2x (last vs. Florida)	10/15/11
Long Punt58	Mississippi State	9/10/11
Inside 206	at Arkansas	10/8/11

18 • SAMMIE COATES

Receptions3	Washington State	8/31/13
Rec. Yards68	Arkansas State	9/7/13
Rec. Long68	Arkansas State	9/7/13
Rec. TD1	3x (last vs. Arkansas State)	9/7/13

10 • MARCUS DAVIS

Receptions2	Arkansas State	9/7/13
Rec. Yards23	Arkansas State	9/7/13
Rec. Long18	Arkansas State	9/7/13
Rec. TD1	Arkansas State	9/7/13

89 • JAYLON DENSON

Receptions1	3x (last vs. Arkansas State)	9/7/13
Rec. Yards17	Arkansas State	9/7/13
Rec. Long17	Arkansas State	9/7/13

11 • BRANDON FULSE

Receptions2	FAU	9/24/11
Rec. Yards11	FAU	9/24/11

20 • COREY GRANT

Rush Attempts9	Washington State	8/31/13
Rush Yards146	Washington State	8/31/13
Rush TD1	2x (last vs. Arkansas State)	9/7/13
Rush Long75	Washington State	8/31/13
AP Yards146	Washington State	8/31/13

5 • RICARDO LOUIS

Receptions2	Washington State	8/31/13
Rec. Yards21	vs. NMSU	11/3/12
Rec. Long21	vs. NMSU	11/3/12
Rush Attempts2	Texas A&M	10/27/12
Rush Yards2	Texas A&M	10/27/12
Rush Long2	Texas A&M	10/27/12
Kick Ret2	at Alabama	11/24/12
Kick Ret Yds37	at Alabama	11/24/12
Kick Ret Lg25	at Alabama	11/24/12

21 • TRE MASON

Rush Attempts22	2x (last vs. NMSU)	11/3/12
Rush Yds181	Alabama A&M	11/17/12
Rush Lg86	Alabama A&M	11/17/12
Rush TD2	2x (last vs. AAMU)	11/17/12
Receptions3	Georgia	11/10/12
Rec. Yards34	ULM	9/15/12
Rec. Long34	ULM	9/15/12
AP Yards220	Washington State	8/31/13
Kick Ret6	Mississippi State	9/10/11
Kick Ret Yds176	Utah State	9/3/11
Kick Ret Lg100	Washington State	8/31/13
Kick Ret TD1	2x (last vs. Washington State)	8/31/13

14 • NICK MARSHALL

Completions10	2x (last vs. Arkansas State)	9/7/13
Pass Attempts20	Washington State	8/31/13
Pass Yards147	Arkansas State	9/7/13
Pass TDs2	Arkansas State	9/7/13
Pass Long68	Arkansas State	9/7/13
Rush Attempts9	Washington State	8/31/13
Rush Yards52	Arkansas State	9/7/13
Rush Long25	Arkansas State	9/7/13

36 • CODY PARKEY

FG Attempts4	2x (last vs. Clemson)	9/1/12
FGs Made4	2x (last vs. Clemson)	9/1/12
Career Long47	Washington State	8/31/13

35 • JAY PROSCH

Rush Attempts3	at Alabama	11/24/12
Rush Yards9	Georgia	11/10/12
Rush Long5	2x (last vs. Georgia)	11/10/12
Rush TD1	2x (last vs. Alabama A&M)	11/17/12
Receptions3	Arkansas State	9/7/13
Rec. Yards31	Arkansas State	9/7/13
Rec. Long20	Arkansas State	9/7/13

1 • TROVON REED

Receptions5	Florida Atlantic	5/24/11
Rec. Yards40	NMSU	11/3/12
Rec. Long40	NMSU	11/3/12
Rec. TD1	NMSU	11/3/12
Rush Attempts2	at Clemson	9/17/11
Rush Yds12	at Clemson	9/17/11
Rush Lg10	at Clemson	9/17/11
AP Yards62	Arkansas	10/6/12
Punt Ret3	Florida Atlantic	5/24/11
Punt Ret Yds14	Florida Atlantic	5/24/11
Punt Ret Lg9	2x (last vs. Mississippi State)	9/10/11

81 • C.J. UZOMAH

Receptions3	Texas A&M	10/27/12
Receiving Yards90	Texas A&M	10/27/12
Rec. TDs1	Texas A&M	10/27/12
Rec. Long38	Texas A&M	10/27/12
Completions1	at Georgia	11/12/11
Pass Attempts1	3x (last at Georgia)	11/12/11
Pass Yards4	at Georgia	11/12/11
Pass TDs1	at Georgia	11/12/11

12 • JONATHAN WALLACE

Completions15	Georgia	11/10/12
Pass Attempts22	Georgia	11/10/12
Pass Yards181	Georgia	11/10/12
Pass TDs2	Texas A&M	10/27/12
Pass Long51	Alabama A&M	11/17/12
Rush Attempts13	Texas A&M	10/27/12
Rush Yards71	Texas A&M	10/27/12
Rush Long12	Texas A&M	10/27/12



AUBURN DEFENSIVE CAREER BESTS

1 • MONTRAVIUS ADAMS

Table with 4 columns: Statistic, Value, Opponent, Date. Rows: Tackles (2 vs. Washington State, 8/31/13), TFL (1.0 vs. Washington State, 8/31/13), Sacks (1.0 vs. Washington State, 8/31/13)

21 • MACKENRO ALEXANDER

Table with 4 columns: Statistic, Value, Opponent, Date. Rows: Tackles (1 Arkansas State, 9/7/13), TFL (1.0 Arkansas State, 9/7/13)

98 • ANGELO BLACKSON

Table with 4 columns: Statistic, Value, Opponent, Date. Rows: Tackles (5 New Mexico State, 11/3/12), TFL (2.0 New Mexico State, 11/3/12), Sacks (1.0 New Mexico State, 11/3/12), Fumbles Forced (1 2x (last at Vanderbilt), 10/20/12), Fumbles Recovered (1 LSU, 9/22/12), Blocked Kicks (1 3x (last vs. ULM), 9/15/12)

50 • BEN BRADLEY

Table with 4 columns: Statistic, Value, Opponent, Date. Rows: Tackles (2 Arkansas State, 9/7/13), TFL (1.0 2x (last vs. Arkansas State), 9/7/13), Sacks (1.0 Washington State, 8/31/13)

92 • KENNETH CARTER

Table with 4 columns: Statistic, Value, Opponent, Date. Rows: Tackles (5 2x (last at Mississippi State), 9/8/12), TFL (1.0 2x (last at Mississippi State), 9/8/12)

95 • ELIJAH DANIEL

Table with 4 columns: Statistic, Value, Opponent, Date. Rows: Tackles (1 Arkansas State, 9/7/13), TFL (0.5 Arkansas State, 9/7/13)

11 • CHRIS DAVIS

Table with 4 columns: Statistic, Value, Opponent, Date. Rows: Tackles (10 Arkansas State, 9/7/13), Deflections (3 vs. Washington St., 8/31/13), TFL (1.5 Arkansas State, 9/7/13), Forced Fumbles (1 Arkansas State, 9/7/13), Punt Ret. (1 2x (last vs. Arkansas State), 9/7/13), Punt Ret Yds (19 vs. Washington St., 8/31/13), Punt Ret Long (19 vs. Washington St., 8/31/13)

28 • T.J. DAVIS

Table with 4 columns: Statistic, Value, Opponent, Date. Rows: Tackles (10 Arkansas State, 9/7/13)

52 • JUSTIN DELAINE

Table with 4 columns: Statistic, Value, Opponent, Date. Rows: Tackles (2 Arkansas State, 9/7/13), TFL (1.0 Arkansas State, 9/7/13)

94 • NOSA EGVAE

Table with 4 columns: Statistic, Value, Opponent, Date. Rows: Tackles (9 Mississippi State, 9/10/11), TFL (2.5 South Carolina (SECCG), 12/4/10), Sacks (2.0 Georgia, 11/13/10)

31 • TRENT FISHER

Table with 4 columns: Statistic, Value, Opponent, Date. Rows: Tackles (5 Texas A&M, 10/27/12), Interception (1 Alabama A&M, 11/17/12), Int. for TD (1 Alabama A&M, 11/17/12), TD yards (60 Alabama A&M, 11/17/12)

95 • DEE FORD

Table with 4 columns: Statistic, Value, Opponent, Date. Rows: Tackles (7 Clemson, 9/1/12), TFL (2.0 2x (last vs. Alabama A&M), 11/17/12), Sacks (2.0 2x (last vs. Alabama A&M), 11/17/12)

23 • JOHNATHAN FORD

Table with 4 columns: Statistic, Value, Opponent, Date. Rows: Tackles (1 Arkansas State, 9/7/13)

17 • KRIS FROST

Table with 4 columns: Statistic, Value, Opponent, Date. Rows: Tackles (5 Arkansas State, 9/7/13), TFL (0.5 Arkansas State, 9/7/13), Fumbles Forced (1 at Alabama, 11/24/12)

26 • JUSTIN GARRETT

Table with 4 columns: Statistic, Value, Opponent, Date. Rows: Tackles (5 Samford, 11/19/11), TFL (1.0 Samford, 11/19/11)

55 • KEYMIYA HARRELL

Table with 4 columns: Statistic, Value, Opponent, Date. Rows: Tackles (2 New Mexico St., 11/3/12), TFL (1.0 New Mexico St., 11/3/12), Sacks (1.0 New Mexico St., 11/3/12)

5 • JAKE HOLLAND

Table with 4 columns: Statistic, Value, Opponent, Date. Rows: Tackles (11 2x (last vs. Clemson), 9/1/12), TFL (2.0 Utah State, 9/3/11), Sacks (1.0 Louisiana-Monroe, 10/2/10), Fumble Recoveries (1 Arkansas State, 9/7/13), Deflections (1 Clemson, 9/1/12)

15 • JOSHUA HOLSEY

Table with 4 columns: Statistic, Value, Opponent, Date. Rows: Tackles (5 3x (last vs. Washington St.), 8/31/13), Interceptions (1 vs. Washington St., 8/31/13), TFL (1.0 2x (last at Alabama), 11/24/12), Deflections (1 5x (last vs. Washington St.), 8/31/13)

21 • JONATHAN JONES

Table with 4 columns: Statistic, Value, Opponent, Date. Rows: Tackles (7 at Ole Miss, 10/13/12)

55 • CARL LAWSON

Table with 4 columns: Statistic, Value, Opponent, Date. Rows: Tackles (2 Arkansas State, 9/7/13), Fumbles Forced (1 Arkansas State, 9/7/13)

30 • CASSANOVA MCKINZY

Table with 4 columns: Statistic, Value, Opponent, Date. Rows: Tackles (12 at Vanderbilt, 10/20/12), TFL (0.5 Arkansas, 10/6/12), Fumbles Forced (1 at Vanderbilt, 10/20/12), Fumbles Recovered (1 at Vanderbilt, 10/20/12)

6 • JONATHON MINCY

Table with 4 columns: Statistic, Value, Opponent, Date. Rows: Tackles (8 2x (last vs. Washington St.), 8/31/13), Deflections (3 vs. Washington St., 8/31/13), Fumbles Forced (1 at Mississippi State, 9/8/12), Fumbles Recovered (1 at South Carolina, 10/1/11), TFL (1.0 4x (last vs. Texas A&M), 10/27/12), Sacks (1.0 at Ole Miss, 10/13/12)

16 • JAVIERE MITCHELL

Table with 4 columns: Statistic, Value, Opponent, Date. Rows: Tackles (2 Arkansas State, 9/7/13)

10 • LADARIUS OWENS

Table with 4 columns: Statistic, Value, Opponent, Date. Rows: Tackles (8 Arkansas State, 9/7/13), TFL (2.0 Arkansas State, 9/7/13), Sacks (1.0 2x (last vs. Arkansas State), 9/7/13)

42 • GIMEL PRESIDENT

Table with 4 columns: Statistic, Value, Opponent, Date. Rows: Tackles (1 Arkansas State, 9/7/13)

13 • CRAIG SANDERS

Table with 4 columns: Statistic, Value, Opponent, Date. Rows: Tackles (4 2x (last Arkansas State), 9/7/13), Sacks (0.5 Arkansas State, 9/7/13), TFL (2.0 vs. Washington State, 8/31/13)

24 • RYAN SMITH

Table with 4 columns: Statistic, Value, Opponent, Date. Rows: Tackles (12 Clemson, 9/1/12), TFL (1.0 2x (last vs. Virginia, CFA), 12/31/11), Fumbles Recovered (1 2x (last at Alabama), 11/24/12)

43 • ANTHONY SWAIN

Table with 4 columns: Statistic, Value, Opponent, Date. Rows: Tackles (2 Arkansas State, 9/7/13)

27 • ROBENSON THEREZIE

Table with 4 columns: Statistic, Value, Opponent, Date. Rows: Tackles (7 vs. Washington St., 8/31/13), Deflections (1 2x (last vs. Washington St.), 8/31/13), Interceptions (2 vs. Washington St., 8/31/13), TFL (1.0 3x (last Arkansas State), 9/7/13)

54 • JEFFREY WHITAKER

Table with 4 columns: Statistic, Value, Opponent, Date. Rows: Tackles (4 2x (last vs. LSU), 9/22/12), Sacks (0.5 Georgia, 11/10/12), TFL (1.0 Ole Miss, 10/29/11), Fumbles Forced (1 vs. LSU, 9/22/12)

19 • RYAN WHITE

Table with 4 columns: Statistic, Value, Opponent, Date. Rows: Tackles (7 Clemson, 9/1/12), Deflections (1 5x (last Arkansas State), 9/7/13)

9 • JERMAINE WHITEHEAD

Table with 4 columns: Statistic, Value, Opponent, Date. Rows: Tackles (12 at Mississippi State, 9/8/12), TFL (1.0 2x (last vs. Georgia), 11/10/12), Sacks (1.0 ULM, 9/15/12), Interceptions (1 Florida Atlantic, 9/24/11), Deflections (2 Arkansas, 10/6/12), Fumbles Recovered (1 at Mississippi State, 9/8/12)

90 • GABE WRIGHT

Table with 4 columns: Statistic, Value, Opponent, Date. Rows: Tackles (8 at Alabama, 11/24/12), TFL (2.0 Arkansas State, 9/7/13), Sacks (1.0 at Vanderbilt, 10/20/12), Fumbles Forced (1 Arkansas, 10/8/11)



COACHING STAFF ON THE FIELD



GUS MALZAHN
HEAD COACH



RODNEY GARNER
*ASSOC. HEAD COACH/
DEFENSIVE LINE*



RHETT LASHLEE
*OFFENSIVE COORDINATOR/
QUARTERBACKS*



CHARLIE HARBISON
*CO-DEFENSIVE COORDINATOR/
SAFETIES*



SCOTT FOUNTAIN
*SPECIAL TEAMS COORDINATOR/
TIGHT ENDS*




TIM HORTON
RUNNING BACKS



J.B. GRIMES
OFFENSIVE LINE

COACHING STAFF IN THE BOOTH



ELLIS JOHNSON
*DEFENSIVE COORDINATOR/
LINEBACKERS*



DAMEYUNE CRAIG
*CO-OFFENSIVE COORDINATOR/
WIDE RECEIVERS*



MELVIN SMITH
CORNERBACKS