



# ALABAMA FOOTBALL

13 NATIONAL CHAMPIONSHIPS • 22 SOUTHEASTERN CONFERENCE CHAMPIONSHIPS

98 FIRST TEAM ALL-AMERICANS • 58 BOWL APPEARANCES • 32 BOWL VICTORIES

## No. 2/2 ALABAMA (10-1, 6-1 SEC)

Sept. 3	Kent State (SEC Network)	W, 48-7
Sept. 10	at No. 23/20 Penn State (ABC)	W, 27-11
Sept. 17	North Texas (FS South)	W, 41-0
Sept. 24	*No. 14/12 Arkansas (CBS)	W, 38-14
Oct. 1	*at No. 12/12 Florida (CBS)	W, 38-10
Oct. 8	*Vanderbilt (ESPNU)	W, 34-0
Oct. 15	*at Mississippi (ESPN2)	W, 52-7
Oct. 22	*Tennessee (ESPN2)	W, 37-6
Nov. 5	*No. 1/1 LSU (CBS)	L, 6-9 (OT)
Nov. 12	*at Mississippi State (ESPN)	W, 24-7
Nov. 19	Georgia Southern (PPV)	W, 45-21
Nov. 26	*at Auburn (CBS)	2:30 p.m.

\*SEC Game  
all times are central and subject to change

## AUBURN (7-4, 4-3 SEC)

Sept. 3	Utah State	W, 42-38
Sept. 10	*No. 16/17 Mississippi State	W, 41-34
Sept. 17	at Clemson	L, 24-38
Sept. 24	Florida Atlantic	W, 30-14
Oct. 1	*at No. 10/9 South Carolina	W, 16-13
Oct. 8	*at No. 10/12 Arkansas	L, 14-38
Oct. 15	*Florida	W, 17-6
Oct. 22	*at No. 1/1 LSU	L, 10-45
Oct. 29	*Mississippi	W, 41-23
Nov. 12	*at No. 15/14 Georgia	L, 7-45
Nov. 19	Samford	W, 35-16
Nov. 26	*No. 2/2 Alabama	2:30 p.m.

\*SEC Game  
all times are central and subject to change

## ON THE AIR

### TELEVISION

CBS  
Play-by-Play: Verne Lundquist  
Color Analyst: Gary Danielson  
Sideline: Tracy Wolfson



### RADIO

Crimson Tide Sports Network  
Play-by-Play: Eli Gold  
Color Analyst: Phil Savage  
Sideline: Chris Stewart



### SATELLITE RADIO

CTSN on XM: 199  
CTSN on Sirius: 219



### NATIONAL RADIO

Sports USA



## GAME 12: ALABAMA (10-1, 6-1 SEC) AT AUBURN (7-4, 4-3 SEC) SATURDAY, NOVEMBER 26, 2011 • 2:30 P.M. CT • CBS JORDAN-HARE STADIUM (87,451) • AUBURN, ALA.

**THE GAME:** Alabama concludes the 2011 regular season against Auburn with the 76th Iron Bowl on Saturday, November 26, at Jordan-Hare Stadium. Both teams stepped out of Southeastern Conference play in their last outings as the Crimson Tide topped Football Championship Subdivision powerhouse Georgia Southern, 45-21, while the Tigers posted a 35-16 victory over Samford last week. The game will be televised on CBS with Verne Lundquist on play-by-play, Gary Danielson as the color analyst and Tracy Wolfson reporting from the sideline. Eli Gold and Phil Savage will handle the radio call on the Crimson Tide Sports Network, with Chris Stewart serving as sideline reporter.

**HEAD COACH NICK SABAN:** Alabama head coach Nick Saban (Kent State, 1973) is in his fifth season with the Crimson Tide. Named the school's 27th head coach on January 3, 2007, Saban has compiled a 48-12 record (53-12 not including five vacated wins in 2007) at Alabama while leading the Tide to two SEC Western Division championships, one conference title and one national championship. Saban holds a career record of 139-54-1 (144-54-1) as a collegiate head coach, while also serving at Toledo, Michigan State and LSU. Saban won his first national championship as head coach of the LSU Tigers in 2003, guiding the Tigers to a 13-1 record that season. Overall, Saban has coached four conference championship teams (1990 Mid-American, 2001 SEC, 2003 SEC and 2009 SEC) and 11 of his 14 teams have played in postseason bowl games with the Tide appearing in a bowl game each year under Saban's direction. Saban is also the only active coach to win two BCS National Championships and the first to accomplish the feat at two different schools.

**RANKINGS:** In the latest polls released on November 20, Alabama moved up one spot in the Associated Press rankings and the USA Today Coaches' poll, coming in at No. 2. The Crimson Tide is also ranked second in the Harris Poll and the Bowl Championship Series standings.

**AUBURN SERIES:** Saturday's game marks the 76th meeting between the Crimson Tide and Tigers. Alabama leads the series 40-34-1, but was edged in last season's meeting, 28-27. Prior to that, the Tide had won two in a row, including a 36-0 decision in 2008 and a 26-21 victory in 2009.

**NEXT GAME:** Following the Iron Bowl, Alabama will await word on a possible Southeastern Conference Championship Game berth or its college football-record 59th bowl game appearance.

# CRIMSON TIDE FOOTBALL MEDIA SERVICES (AUBURN)

<b>MONDAY</b>	<b>TUESDAY</b>	<b>WEDNESDAY</b>	<b>THURSDAY</b>	<b>FRIDAY</b>	<b>SATURDAY</b>	<b>SUNDAY</b>
<b>Media Day</b> 12 p.m. - Coach Saban 12:30 p.m. - Selected Players  <b>Practice</b> 3:45 p.m. - Viewing Period No Media Availability	<b>Practice</b> 3:45 p.m. - Viewing Period 6 p.m. - Players	<b>SEC Coaches Teleconference</b> 10:50 a.m.  <b>Practice</b> 3:45 p.m. - Viewing Period 5:45 p.m. - Coach Saban  <b>Nick Saban Radio Show</b> 7 p.m. - Buffalo Wild Wings	<b>Off</b>	<b>Walkthrough</b> Closed No Media Availability	<b>Auburn</b> (CBS) 2:30 p.m. CT	<b>Off Day</b> <b>CSS REPLAY</b> 8 p.m.

**MONDAY**  
**12 p.m. CT - Coach Saban Press Conference** – Alabama head coach Nick Saban will be available to the media for his weekly press conference in the Naylor Stone Media Room in the Mal Moore Building at 12 p.m. The audio of Coach Saban’s media briefing can also be heard by teleconference by calling (800) 973-1544 (password: University of Alabama). Selected players that have been requested 24 hours in advance will be available in the Naylor Stone Media Room following Coach Saban’s press conference at 12:30 p.m. Player requests should be made by e-mailing Josh Maxson (jmaxson@ia.ua.edu) or calling (205) 348-7496 no later than 5 p.m. CT on Sunday.

**MONDAY PRESS CONFERENCE SCHEDULE**  
 12 p.m. Coach Saban  
 12:30 p.m. Selected Players

**3 p.m. CT** – Game notes and press conference quotes posted on RollTide.com.

**3:45 p.m. CT** – Practice at the Thomas-Drew Practice Facility (limited viewing period at beginning; no media availability following practice).

**3:30 p.m. CT** – Crimson Tide Video Uplink – The Crimson Tide Sports Network will provide game highlights of Coach Saban’s news conference and player interviews through its FTP site. Please contact the Alabama media relations office for details.

**TUESDAY**  
**3:45 p.m. CT** – Practice at the Thomas-Drew Practice Facility (limited viewing period at beginning).

**6 p.m. CT** – Selected players available to the media following practice in the Naylor Stone Media Room.

**WEDNESDAY**  
**10-11:50 a.m.** – SEC Weekly Teleconference – Nick Saban (10:50-11 a.m.) - (877) 381-5694 (Confidential). Contact SEC Office (205) 458-3000 for weekly passcode to access the call.

**3:45 p.m. CT** – Practice at the Thomas-Drew Practice Facility (limited viewing period at beginning).

**5:45 p.m. CT** – Coach Saban available to the media following practice in the Naylor Stone Media Room.

**7 p.m. CT** – Nick Saban Radio Show at Buffalo Wild Wings

**THURSDAY**  
**Off**

**FRIDAY**  
 Closed Walkthrough. (NO MEDIA AVAILABILITY)

**SATURDAY**  
 Postgame highlight feeds are available through the University of Alabama following all home football games. Coordinates will be available a week prior to the game.

**ON THE INTERNET**  
**RollTide.com** – Alabama’s official athletics web site serves as a resource for in-depth information on current and historical Crimson Tide student-athletes, coaches and teams. The football page includes links to rosters, coaching staff, notes packages, practice reports and schedules as well as Tide TV and all of Alabama’s rich football history and tradition.

**SECsportsmedia.com** – Media covering the Southeastern Conference have its own web site to get the latest information on the league. Through the services of Sports Systems, Inc., the site has the latest updated standings, results, schedules, statistics, notes and PDF versions of all SEC releases and media guides. On the site, the SEC has a digital image platform that provides access to the SEC’s latest photographs, images, logos and links to all of the SEC school media web sites and home pages.

**ALABAMA PLAYERS:** Interview requests for Alabama players should be made through Josh Maxson. Josh can be reached at (205) 348-7496 or by e-mail at jmaxson@ia.ua.edu. Player interviews are usually conducted at Monday’s press conference beginning at 12:30 p.m. and following practice on Tuesday and Wednesday. All player requests for Monday’s press conference need to be made by 5 p.m. on the Sunday before, so proper notice can be given to the players. Players are off limits for interviews beginning on Thursday.

**GAME CREDENTIALS:** Media should apply for credentials at www.rolltide.com/media. All credentials are held at media will call, which is located in the northwest corner of Bryant-Denny Stadium at Ticket Window 8 which is located next to Gate 3. The media will call window opens three hours prior to kickoff. Any questions can be directed to Roots Woodruff at rwoodruff@ia.ua.edu.

## ALABAMA ATHLETICS COMMUNICATIONS

**Athletics Communications Phone:** 348-6084  
**Athletics Communications Fax:** 348-8841

Associate Director of Athletics Communications:  
**Josh Maxson** (Football Player Interviews)  
 Office: 348-7496  
 e-mail: jmaxson@ia.ua.edu

Associate Director of Athletics Communications:  
**Ty Patton**  
 Office: 348-5401  
 e-mail: tpatton@ia.ua.edu

### Football Athletics Communications Contacts

Associate Athletic Director for Football Communications:  
**Jeff Purinton** (Football)  
 Office: 348-3631  
 e-mail: jpurinton@ia.ua.edu

Assistant Director of Athletics Communications:  
**Skip Powers** (Football Player Interviews)  
 Office: 348-6734  
 e-mail: spowers@ia.ua.edu

Associate Director of Athletics Communications:  
**Roots Woodruff** (Football Credentials)  
 Office: 348-2088  
 e-mail: rwoodruff@ia.ua.edu

Associate Athletic Director for Athletics Communications:  
**Doug Walker** (Football)  
 Office: 348-7245  
 e-mail: dwalker@ia.ua.edu

Assistant Director of Athletics Communications:  
**Jessica Paré** (Football Game Notes)  
 Office: 348-3673  
 e-mail: jpare@ia.ua.edu

Assistant Director of Athletics Communications:  
**Rich Davi**  
 Office: 348-3550  
 e-mail: rdavi@ia.ua.edu

**ONE OF THE WINNINGEST CLASSES OF ALL TIME:** Alabama's 2011 senior class has won a school-record 46 games over the past four seasons while losing only six contests. The 46 wins is among the most in college football history and the second-best total in Southeastern Conference history (Florida won 48 games from 2006-09). Nebraska holds the record for senior class wins among BCS schools with the 1997 class posting a 49-2 record with three national championships. Oklahoma (2003), USC (2005 & 2006) and Florida (2009) accumulated 48 wins. Oklahoma's 2004 senior class was 47-7 with Miami next, going 46-4 from 2000-03. Alabama's 1994 senior class won 45 games, although officially that total is 37 because of NCAA sanctions. The previous Alabama record was 44 wins for the 1980 senior class that captured national titles in 1978 and 1979. Among non-BCS schools, Boise State's 2009 senior class shares the record with a 49-4 mark, while the Broncos' 2010 senior class was 48-5. The 2011 class stands at 47-3. TCU's current senior class has 44 wins over the last four years.

**Most Wins by a Senior Class Among BCS Schools**

Team	Year	Record	National Titles
Nebraska	1997	49-2	3
Oklahoma	2003	48-6	1
USC	2005	48-4	2
USC	2006	48-4	2
Florida	2009	48-7	2
Oklahoma	2004	47-7	0
<b>Alabama</b>	<b>2011</b>	<b>46-6</b>	<b>1</b>
Miami	2003	46-4	1
Florida	1996	46-6	1
Miami	1989	45-3	2
Florida State	1999	45-4	1
Florida State	2000	45-5	1

**Most Wins by a Senior Class Among Non-BCS Schools**

Team	Year	Record	National Titles
Boise State	2009	49-4	0
Boise State	2010	48-5	0
Boise State	2011	47-3	0
Boise State	2006	46-6	0
TCU	2011	45-5	0
Boise State	2005	45-7	0

**10-WIN SEASONS:** With the win on Saturday against Georgia Southern, Alabama reached the 10-win milestone for the fourth consecutive season. The Tide now has 32 10-win seasons in 117 seasons, tying Oklahoma for the most 10-win seasons in college football. Alabama has had six 10-win seasons since the 2002 season (2002, 2005, 2008, 2009 and 2010). Tide head coach Nick Saban is the 11th coach in school history to lead his team to a 10-win season. In addition, Saban is the fifth coach in school history to have more than one 10-win season. Alabama also ranks third nationally in 11-win seasons with 14. Oklahoma also leads that category with 20, while Penn State is second with 15.

**PRONUNCIATION GUIDE**

UNDRA Billingsley	Andre
XZAVIER Dickson	X-zay-vee-ehr
Phillip ELY	E-lee
Malcolm FACIANE	Fay-shon
JERRELL Harris	Juh-rell
DONT'A Hightower	Don-tay
ARIE KOUANDJIO	R-ee Kwon-Joe
Cyrus KOUANDJIO	Kwon-Joe
Issac LUATUA	Lew-uh-too-uh
MARQUIS Maze	Mar-kwees
DeMarcus MILLINER	MILL-ner
TANA Patrick	Ta - NAY
Bradley SYLVE	Silve
William VLACHOS	Vlay-hos
Brian VOGLER	VO-glur

**ALABAMA FOOTBALL QUICK FACTS**

<b>Location:</b>	Tuscaloosa, Ala.
<b>Enrollment:</b>	31,747
<b>Founded:</b>	April 12, 1831
<b>Conference:</b>	Southeastern (West)
<b>Colors:</b>	Crimson and White
<b>Nickname:</b>	Crimson Tide
<b>President:</b>	Dr. Robert E. Witt
<b>Athletic Director:</b>	Mal M. Moore
<b>Faculty Athletics Representative:</b>	Dr. Kevin Whitaker

**FOOTBALL HISTORY**

<b>First Season:</b>	1892
<b>All-Time Record:</b>	812-320-43 (.709)
<b>All-Time SEC Record:</b>	357-163-20 (.680)
<b>National Championships:</b>	13
<b>SEC Championships:</b>	22
<b>First Team All-Americans:</b>	98 players, 114 times
<b>First Team All-Conference:</b>	210 players, 279 times
<b>Bowl Appearances:</b>	58
<b>Bowl Victories:</b>	32

**COACHING STAFF**

<b>Head Coach:</b>	Nick Saban
<b>Alma Mater:</b>	Kent State, 1973
<b>Collegiate Career Record (Years):</b>	139-54-1 (16)
<b>Alabama Record (Years):</b>	48-12 (5)
<b>Offensive Coordinator:</b>	Jim McElwain
<b>Alma Mater:</b>	Eastern Washington, 1984
<b>Defensive Coordinator:</b>	Kirby Smart
<b>Alma Mater:</b>	Georgia, 1999

**TEAM INFORMATION**

<b>2010 Overall Record:</b>	10-3
<b>2010 SEC Record/Finish:</b>	5-3/4th (West)
<b>2010 Bowl:</b>	Capital One Bowl
<b>Bowl Result:</b>	Alabama 49, Michigan State 7
<b>Final Ranking:</b>	No. 10 Associated Press No. 11 USA TODAY Coaches'

**2011 SEC STANDINGS**

**Eastern Division**

School	Overall	SEC
*Georgia	9-2	7-1
South Carolina	9-2	6-2
Florida	6-5	3-5
Vanderbilt	5-6	2-6
Kentucky	4-7	1-6
Tennessee	5-6	1-6
*clinched division title		

**Western Division**

School	Overall	SEC
LSU	11-0	7-0
<b>ALABAMA</b>	<b>10-1</b>	<b>6-1</b>
Arkansas	10-1	6-1
Auburn	7-4	4-3
Mississippi State	5-6	1-6
Mississippi	2-9	0-7

**2011 COLLEGE FOOTBALL  
PRESEASON WATCH LISTS**

Maxwell Award - Richardson  
 Bednarik Award - Barron, Hightower, Kirkpatrick, Upshaw  
 Mackey Award - M. Williams  
 Biletnikoff Award - Carter, Hanks, Maze  
 Bronko Nagurski Trophy - Barron, Hightower, Kirkpatrick, Lester, Upshaw  
 Outland Trophy - Jones, Vlachos  
 Jim Thorpe Award - Barron, Kirkpatrick, Lester  
 Rotary Lombardi Award - Hightower, Jones, Upshaw, Vlachos  
 Rimington Trophy - Vlachos  
 Butkus Award - Hightower, N. Johnson, Upshaw  
 Doak Walker Award - Richardson  
 Walter Camp Award - Richardson, Lester  
 Paul Hornung Award - Maze, Richardson  
 Pony Express Award - Hanks, Maze, Richardson

**2011 PRESEASON HONORS**

**Mark Barron**

First-Team All-American (Phil Steele)  
 First-Team All-American (Athlon Sports)  
 First-Team All-American (Lindy's)  
 First-Team All-American (Sporting News)  
 First-Team All-American (Playboy)

**Dont'a Hightower**

First-Team All-American (Lindy's)  
 Second-Team All-American (Phil Steele)  
 Third-Team All-American (Athlon Sports)

**Barrett Jones**

First-Team All-American (Phil Steele)  
 First-Team All-American (Athlon Sports)  
 First-Team All-American (Lindy's)  
 First-Team All-American (Sporting News)

**Dre Kirkpatrick**

Third-Team All-American (Athlon Sports)

**Robert Lester**

Second-Team All-American (Phil Steele)  
 Second-Team All-American (Lindy's)

**Trent Richardson**

First-Team All-American (Phil Steele)  
 First-Team All-American (Playboy)  
 Second-Team All-American (Athlon Sports)  
 Second-Team All-American (Lindy's)  
 Second-Team All-American (Sporting News)

**Courtney Upshaw**

Third-Team All-American (Phil Steele)

**William Vlachos**

Third-Team All-American (Phil Steele)  
 Third-Team All-American (Athlon Sports)

**2011 PRESEASON ALL-SEC**

**Coaches**

First Team	Second Team	Third Team
Mark Barron (DB)	D.J. Fluker (OL)	Dre Kirkpatrick (DB)
Josh Chapman (DL)	Trent Richardson (AP)	Marquis Maze (WR)
Dont'a Hightower (LB)	Courtney Upshaw (LB)	C.J. Mosley (LB)
Barrett Jones (OL)		
Robert Lester (DB)		
Trent Richardson (RB)		
William Vlachos (C)		

**Media**

First Team	Second Team	Third Team
Mark Barron (DB)	D.J. Fluker (OL)	Marquis Maze (RS)
Josh Chapman (DL)	Dre Kirkpatrick (DB)	C.J. Mosley (LB)
Dont'a Hightower (LB)	Marquis Maze (WR)	Michael Williams (TE)
Barrett Jones (OL)	Chance Warmack (OL)	
Robert Lester (DB)		
Trent Richardson (RB, AP)		
Courtney Upshaw (LB)		
William Vlachos (C)		

**ALABAMA UNDER SABAN IN NOVEMBER:** In his fifth season at Alabama, head coach Nick Saban has led the Crimson Tide to a 12-7 record in November, with four of those losses coming in 2007. In games played in November, Alabama has outscored its opponents 542-269.

**SUCCESS AGAINST THE BEST:** Like former teammate Mark Ingram when he won the Heisman Trophy in 2009, junior tailback Trent Richardson has made his mark by playing his best against the Crimson Tide's top competition. He has rushed for an average of 126.8 yards in four games against top-25 competition. Richardson has faced eight of the nation's top 50 defenses in 11 games this season, accounting for 13 total touchdowns, 855 rushing yards and 1,062 yards from scrimmage. He has only played one defense ranked below 75th nationally in rushing. No other Heisman Trophy contender has played more than four games against defenses ranked in the top 50. The average rank in total defense Richardson has faced is 39.4, while no other Heisman Trophy contender has an average rank of better than 61.2 and three of the players average rank is in the 80s out of 120 teams.

**MOVING UP THE SEC CHARTS:** Trent Richardson broke Alabama single-season rushing touchdown record last weekend with his 19th and 20th rushing scores of the season (Shaun Alexander, 19). It also moved him into a tie for second in SEC history with Auburn's 2010 Heisman Trophy winner Cam Newton (20 rushing touchdowns in 14 games). Richardson only trails 2007 Heisman Trophy winner Tim Tebow, who scored 23 rushing touchdowns that year. That tops UA's Alexander (19), Georgia's Garrison Hearst (19), LSU's LaBrandon Toefield (19), Georgia's Herschel Walker (18) and LSU's Charles Scott (18). Mark Ingram had 17 rushing touchdowns when he won the Heisman in 2009, while Auburn's Bo Jackson had 17 rushing touchdowns in 1985 when he won the award. Richardson now has 34 rushing touchdowns and 40 total touchdowns in his Alabama career, which he shares third place on both lists with Bobby Humphrey.

**SEC Rushing Touchdown Leaders**

Name (School)	Rushing Touchdowns
1. Tim Tebow (Florida)	23
2. Trent Richardson (Alabama)	20
Cam Newton (Auburn)	20
4. Shaun Alexander (Alabama)	19
Garrison Hearst (Georgia)	19
LaBrandon Toefield (LSU)	19
7. Herschel Walker (Georgia)	18
Charles Scott (LSU)	18

**FINISHING STRONG:** Alabama has finished games strong this season. The Crimson Tide has outscored its opponents 308-62 in the final three quarters of games this season after holding an 82-30 edge in the first quarter. The disparity has grown wider over the past nine games where Alabama owns a 54-27 scoring edge in the first quarter and a 261-47 edge in the final three quarters. Alabama has outscored its opposition in the second half of the last nine games by a score of 183-27. Alabama held Mississippi State scoreless until the final quarter, while the Tide and and LSU both had three second half points before the Tigers kicked a field goal in overtime to win it. Prior to the LSU game, the Tide had not allowed a point in the second half since the Arkansas game in week four.

**OVER THE LAST 11 GAMES VS. FBS OPPONENTS:** Over the last 11 games against opponents from the Division I Football Bowl Subdivision, dating back to the 2011 Capital One Bowl against Michigan State, the Alabama defense has allowed only 42.8 rushing yards per game or 471 total rushing yards and two rushing touchdowns. The Crimson Tide has allowed 28 rushing yards or less in six of those 11 games, including two games of negative rushing yards (Michigan State, -48 and Kent State, -9). Only Penn State (107) and LSU (148) have rushed for more than 100 yards. Conversely, Alabama has rushed for 2,428 yards (427 carries) and 36 touchdowns in those 11 games, averaging 220.7 yards per game and 5.68 yards per carry while scoring a touchdown on the ground every 11.9 rushes. Trent Richardson has led the way over that span with 1,247 rushing yards and 19 rushing touchdowns on 214 carries for 5.8 yards per tote. Eddie Lacy has carried 79 times for 666 yards (in 10 games) and nine touchdowns while averaging 8.4 yards per carry.

**FINISHING IN THE FOURTH QUARTER:** The Crimson Tide has outscored its 10 opponents by a margin of 69 points (90-21) in the fourth quarter while outgaining its opposition 960 yards to just 267 yards on the ground, a difference of 693 yards. The Tide offense has only had to throw 29 passes – completing 20 – while opponents have only completed 45.7 percent of their passes with five interceptions and averaged only 3.0 yards per rush and 3.4 yards per play.

**4th Quarter Comparison**

	<b>Alabama</b>	<b>Opponents</b>
Scoring	90	21
Total Yards	1,146	547
Plays	174	160
Yards Per Play	6.6	3.4
Rushing Yards	960	267
Carries	145	90
Touchdowns	10	1
Yards Per Carry	6.6	3.0
Passing Attempts	29	70
Completions	20	32
Completion %:	69.0	45.7
Passing Yards	186	279
Touchdowns	2	1
Interceptions	0	5

**DISCIPLINE SHOWS:** Alabama’s disciplined approach to football is evident in its ability to play a clean football game. The Crimson Tide ranks sixth nationally in fewest penalties per game, being flagged an average of 4.09 times per game. The Tide also ranks seventh in fewest penalty yards in the country, averaging 34.91 per contest. UA leads the SEC in fewest penalties per game and in penalty yards per game.

**ALABAMA CONTINUES SUCCESS ON THE ROAD:** Alabama’s win at Mississippi State continued a trend of road success by the Crimson Tide in recent seasons. Including the win over the Bulldogs, Alabama has a 15-2 mark in true road games since 2008. The Tide posted a 3-2 mark last season on the heels of identical 4-0 records in 2008 and 2009. In 24 games away from Tuscaloosa since 2008, Alabama is 20-4, including a 10-4 mark against ranked opponents.

**RICHARDSON/INGRAM COMPARISON:** Junior running back Trent Richardson has had a solid season running the ball in the 2011 with 1,380 yards on the ground through 11 games. Through 11 games during Mark Ingram’s Heisman Trophy winning season in 2009, he had 1,399 rushing yards. In addition, Richardson has had 236 carries and 20 touchdowns on the ground, while Ingram had 205 carries and 12 touchdowns after 11 games.

**ALABAMA RANKED 61 STRAIGHT WEEKS BY AP:** Alabama has been ranked in 61 straight *Associated Press* polls, the longest streak in the nation. The streak began with the first poll of the 2008 season. Boise State holds the next longest streak with 57 straight mentions.

**TIDE NO. 2 IN BCS RANKINGS:** Alabama ranks No. 2 in the latest Bowl Championship Series rankings, .0407 behind No. 1 LSU. The Tigers boast a BCS average of 1.0000 with Alabama at .9491. Arkansas comes in at No. 3 with an .8985 average, .0506 behind the Tide. Oklahoma State dropped to No. 4 (.8408), while Virginia Tech improved to fifth (.7842), Stanford to sixth (.7711), Boise State to No. 7 (.6881), followed by Houston (.6684), Oklahoma (.6526) and Oregon (.6469).

**TIDE MOVES UP TO NO. 2 IN THE HARRIS POLL:** Alabama ranks No. 2 in the Harris interactive College Football Poll, which was released on Sunday, November 20. The Harris Poll is comprised of former coaches, players and administrators along with current and former media members. It is a component of the BCS rankings along with the coaches poll and six computer rankings. The Crimson Tide garnered 2,758 points. LSU is ranked first with 115 first-place votes and 2,875 total points. Arkansas is third with a total of 2,619 points. Stanford, Virginia Tech, Oklahoma State, Houston, Boise State, Oregon and Oklahoma round out the top 10.

**TOUGH SLATE:** Alabama boasts one of the most difficult schedules in the nation with four games against teams ranked in the *USA TODAY* Coaches’ Poll Top 25. The

**ALABAMA IN THE AP POLL**

Alabama has been ranked in 673 of the 1,035 Associated Press college football polls since 1936, according to the AP Poll Archive. The Crimson Tide owns a 403-121-8 all-time record in games when ranked in the Associated Press college football poll, including a 45-9 mark under head coach Nick Saban. The Crimson Tide is also ranked in the AP poll for the 61st consecutive week, its longest streak since the mid 1990s when UA was ranked for 71 consecutive weeks under head coach Gene Stallings. UA was ranked No. 1 in the AP preseason poll in 2010 for the first time since 1978 and just the third time in school history.

**Associated Press Top 25 - Week 13**

Rank	Team (FPV)	Record	Points	Previous Rank
1	LSU (60)	11-0	1,500	1
2	<b>ALABAMA</b>	<b>10-1</b>	<b>1,440</b>	<b>3</b>
3	ARKANSAS	10-1	1,376	6
4	Stanford	10-1	1,224	8
5	Oklahoma State	10-1	1,206	2
6	Virginia Tech	10-1	1,133	9
7	Boise State	9-1	1,025	10
8	Houston	11-0	1,018	11
9	Oregon	9-2	1,008	4
10	Southern California	9-2	964	18
11	Michigan State	9-2	876	12
12	Oklahoma	8-2	819	5
13	Georgia	9-2	815	13
14	South Carolina	9-2	762	14
15	Wisconsin	9-2	714	15
16	Kansas State	9-2	682	16
17	Michigan	9-2	527	20
18	Clemson	9-2	515	7
19	TCU	9-2	456	19
20	<b>PENN STATE</b>	<b>9-2</b>	<b>398</b>	<b>21</b>
21	Baylor	7-3	383	25
T-22	Nebraska	8-3	155	17
T-22	Notre Dame	8-3	155	24
24	Virginia	8-3	147	RV
25	Georgia Tech	8-3	77	RV

**Others Receiving Votes:** West Virginia 37, Tulsa 34, **AUBURN 28**, Southern Mississippi 12, Rutgers 6, Arkansas State 4, Iowa State 3, Cincinnati 1.

**2011 Opponents in BOLD**

**ALABAMA IN THE COACHES' POLL**

The Crimson Tide has enjoyed much success in the coaches rankings over the last half century. The United Press International debuted the coaches poll in 1950 and ran the poll through the 1990 season. USA TODAY took over the poll in 1991 and has run the poll for the last 20 seasons. Alabama was ranked No. 1 in the 2010 preseason coaches' poll after starting out the 2009 preseason poll at No. 5. Alabama remained in the top five the entire season, reaching No. 1 after defeating Florida in the SEC Championship and holding the position to claim the national championship after defeating Texas in Pasadena. The Tide has five UPI (1961, 1964, 1973 and 1979) and two USA Today (1992 and 2009) coaches poll national titles.

**USA TODAY Coaches' Top 25 - Week 13**

Rank	Team (FPV)	Record	Points	Previous Rank
1	LSU (59)	11-0	1,475	1
<b>2</b>	<b>ALABAMA</b>	<b>10-1</b>	<b>1,413</b>	<b>3</b>
3	ARKANSAS	10-1	1,349	6
4	Virginia Tech	10-1	1,242	7
5	Stanford	10-1	1,222	9
6	Oklahoma State	10-1	1,156	2
7	Houston	11-0	1,075	10
8	Boise State	9-1	982	11
9	Oregon	9-2	933	4
10	Michigan State	9-2	928	12
11	Oklahoma	8-2	826	5
12	Wisconsin	9-2	808	13
13	South Carolina	9-2	806	14
14	Georgia	9-2	803	15
15	Kansas State	9-2	671	17
16	Michigan	9-2	618	18
17	Clemson	9-2	587	8
18	TCU	9-2	494	19
19	<b>PENN STATE</b>	<b>9-2</b>	<b>455</b>	<b>21</b>
20	Baylor	7-3	302	RV
21	Georgia Tech	8-3	203	23
22	Nebraska	8-3	165	16
23	West Virginia	7-3	158	23
24	Notre Dame	8-3	156	25
25	Virginia	8-3	154	RV

**Others Receiving Votes:** Rutgers 54, AUBURN 33, Southern Mississippi 25, Tulsa 23, Brigham Young 21, Arkansas State 10, Northern Illinois 10, Missouri 8, Texas A&M 4, Utah 3, Texas 1, Florida State 1, Iowa State 1.

**2011 Opponents in BOLD**

Tide has already faced then-No. 20 Penn State (27-11 win), then-No. 12 Arkansas (38-14 win), and then-No. 12 Florida (38-10 win). The Tide fell, 9-6, in overtime against No. 1 LSU (Nov. 5).

**BEATING THE BEST:** Alabama is 17-6 against the Associated Press Top 25 over the past three seasons and is 9-4 against AP top 10 teams. UA had reeled off nine straight wins against top 25 teams until a loss at South Carolina in 2010. The Crimson Tide's 31-6 win over No. 7 Florida in 2010 was the Tide's second straight win over a top 10 team and third top 25 victory in a four-week span. The Crimson Tide is 3-1 vs. top 25 teams in 2011. Alabama went 5-3 against the AP Top 25 last season.

**Alabama vs. AP Top 25 Opponents (since the start of the 2008 season)**

Date	Team	Opp. Rank	Result
Aug. 30, 2008	vs. Clemson (at Atlanta, Ga.)	9	W, 34-10
Sept. 27, 2008	at Georgia	3	W, 41-30
Nov. 8, 2008	at LSU	15	W, 27-21 (OT)
Dec. 6, 2008	vs. Florida (at Atlanta, Ga.)	2	L, 20-31
Jan. 2, 2009	vs. Utah (at New Orleans, La.)	7	L, 17-31
Sept. 5, 2009	vs. Virginia Tech (at Atlanta, Ga.)	7	W, 34-24
Oct. 10, 2009	at Mississippi	20	W, 22-3
Oct. 17, 2009	South Carolina	22	W, 20-6
Nov. 6, 2009	LSU	9	W, 24-15
Dec. 5, 2009	vs. Florida (at Atlanta, Ga.)	1	W, 32-13
Jan. 7, 2010	vs. Texas (at Pasadena, Calif.)	2	W, 37-21
Sept. 11, 2010	Penn State	18	W, 24-3
Sept. 25, 2010	at Arkansas	10	W, 24-20
Oct. 2, 2010	Florida	7	W, 31-6
Oct. 9, 2010	at South Carolina	19	L, 21-35
Nov. 6, 2010	at LSU	11	L, 21-24
Nov. 13, 2010	Mississippi State	17	W, 30-10
Nov. 26, 2010	Auburn	2	L, 27-28
Jan. 1, 2011	vs. Michigan State (at Orlando, Fla.)	7	W, 49-7
Sept. 10, 2011	at Penn State	23	W, 27-11
Sept. 24, 2011	Arkansas	14	W, 38-14
Oct. 1, 2011	at Florida	12	W, 38-10
Nov. 5, 2011	LSU	1	L, 6-9 (OT)

**ALABAMA HAS 2ND MOST WINS SINCE 2008:** Alabama has won 46 games dating back to the start of the 2008 season, the second most in the Football Bowl Sub-division. The Crimson Tide won 12 games in 2008, followed that with a perfect 14-0 record in 2009 and a 10-3 mark in 2010. Alabama is one win back of Boise State, with 47 wins. The Tide has the most victories of any team that plays in a BCS conference.

**Total Wins (2008-present)**

Team	Wins	2008+2009+2010+2011
Boise State	47	12+14+12+9
<b>ALABAMA</b>	<b>46</b>	<b>12+14+10+10</b>
TCU	45	11+12+13+9
Oregon	41	10+10+12+9
Oklahoma	40	12+8+12+8

**ALABAMA WINS DISNEY SPIRIT AWARD:** The University of Alabama football team will receive the 2011 Disney Spirit Award, given annually by Disney Sports to college football's most inspirational player or team. Long snapper Carson Tinker will accept the award on behalf of the Crimson Tide squad, which was chosen because of its extraordinary efforts last April to aid tornado victims and help rebuild the Tuscaloosa community, ultimately bringing much needed hope to the area. The Alabama student-athletes immediately reached out to support their community – the same people who have supported them religiously year after year. Linebacker Courtney Upshaw raised nearly \$20,000 in relief funds in his hometown of Eufaula, Ala. Offensive lineman Barrett Jones lugged a chain saw around Tuscaloosa to remove debris from homes and yards. And the University of Alabama Athletic Department contributed \$1 million to the UA Acts of Kindness Fund, which provides relief to faculty, staff, and students of The University of Alabama that are experiencing hardship. Tinker and his teammates become the 16th recipient of the award.

**BARRON A NAGURSKI FINALIST:** Alabama safety Mark Barron has been selected as one of five finalists for the 2011 Bronko Nagurski Trophy, which goes to the Football Writers Association of America National Defensive Player of the Year. Barron is joined by LSU cornerback Morris Claiborne, Boston College linebacker Luke Kuechly, Illinois defensive end Whitney Mercilus and Penn State defensive tackle Devon Still. Barron, a senior from Mobile, Ala., is second on the team with 65 total tackles. He has four tackles for loss and is tied for the team lead with two interceptions. Barron has also broken up five passes, recovered a fumble against Penn State and recorded a quarterback hurry. He is the Tide's active leader in career tackles (236), passes defended (34) and interceptions (12). The winner of the Bronko Nagurski Trophy, which is presented by the FWAA and the Charlotte Touchdown Club, will be announced on Dec. 12 at the Westin Hotel in Charlotte, N.C. Former Florida defensive end Jack Youngblood will also be honored with the Bronko Nagurski Legends Award that night.

**RICHARDSON NAMED WALTER CAMP SEMIFINALIST:** Crimson Tide running back Trent Richardson was named one of 15 semifinalists for the 2011 Walter Camp Player of the Year Award. The 15-player list of semifinalists, include nine quarterbacks, two running backs, two wide receivers and two defensive players. A list of five finalists will be announced on Wednesday, Nov. 30. Richardson leads the SEC and ranks second nationally with 1,380 rushing yards. He has 22 total touchdowns to go along with 26 receptions for 322 yards. Richardson is also a semifinalist for the Maxwell Award and the Doak Walker Award while being a leading candidate for the Heisman Trophy.

**HIGHTOWER, UPSHAW ARE FINALISTS FOR LOMBARDI AWARD:** Alabama linebackers Dont'a Hightower and Courtney Upshaw have been selected as finalists for the 42nd Rotary Lombardi Award, which goes to the nation's top linebacker or interior lineman. Hightower and Upshaw are joined by Boston College linebacker Luke Kuechly and Stanford offensive tackle Jonathan Martin as finalists. The selection of two players from the Alabama team marks just the sixth time in the 42-year history of the award there have been two finalists from one team. One of the players from the same school has received the award four of the six times this has occurred. Hightower and Upshaw are the eighth and ninth Crimson Tide players to be named finalists for the Rotary Lombardi Award. They are also the third and fourth Alabama players selected as finalists in the last four years, joining Terrence Cody in 2009 and Andre Smith in 2008. Former All-American linebacker Cornelius Bennett is the only Alabama player to win the Lombardi Award, capturing the honor in 1986.

**RICHARDSON A SEMIFINALIST FOR DOAK WALKER AWARD:** Alabama junior running back Trent Richardson has been named a semifinalist for the Doak Walker Award, which goes to the nation's top running back. Richardson's selection as a semifinalist is the fourth straight for an Alabama running. Glen Coffee (2008) and Mark Ingram (2009 & 2010) were also semifinalists. Ingram was a finalist in 2009. Members of the Doak Walker Award National Selection Committee will cast their votes to determine the 2011 finalists. On Monday, November 21, three finalists will be named, and a second vote by the Doak Walker Award National Selection Committee will determine the recipient. The 2011 Doak Walker Award recipient will be announced live on The Home Depot College Football Awards on Thursday, December 8, on ESPN.

**JONES, GIBSON & WILLIAMS ARE ACADEMIC ALL-DISTRICT:** Alabama offensive lineman Barrett Jones, wide receiver Brandon Gibson and defensive lineman Jesse Williams were selected to the Capital One Academic All-District IV team. Jones graduated from the University of Alabama in just three years this past August with a degree in accounting and a 4.0 grade point average. He is a three-time first-team All-District IV selection and a two-time Capital One Academic All-American, earning first-team honors in 2010. He is currently pursuing a master's degree in accounting. Gibson, a senior athletically, has already earned his undergraduate degree in public relations and is currently working on a master's degree in sports administration. He was selected to the 2010 SEC Academic Honor Roll. Williams joined the Tide program in January of this year and quickly made an impact. He has a 3.66 grade point average in financial planning and is on track to graduate on time. He earned an associate's degree at Western Arizona Community College in December of 2010. Members of the CoSIDA Academic All-District IV Team are eligible for CoSIDA Academic All-America recognition.

**2011 ALABAMA ROSTER BREAKDOWN**

CLASS	Total
Seniors	20
Juniors	21
Sophomores	23
Redshirt Freshmen	12
Freshmen	21

MOST GAMES PLAYED	
Player	Total
Josh Chapman	52
Marquis Maze	52
Mark Barron	52
Courtney Upshaw	52
William Vlachos	46
Darius Hanks	44
Damion Square	44
Dont'a Hightower	42
Chris Jordan	41

CONSECUTIVE GAMES PLAYED	
Player	Streak
Marquis Maze	52
Courtney Upshaw	51
William Vlachos	38
Michael Williams	38
Nico Johnson	33
Brad Smelley	33
Dre Kirkpatrick	29
Robert Lester	29

MOST GAMES STARTED	
Player	Total
Dont'a Hightower	40
William Vlachos	38
Mark Barron	37
Barrett Jones	34
Marquis Maze	32
Darius Hanks	28
Michael Williams	24
Josh Chapman	23

CONSECUTIVE GAMES STARTED	
Player	Streak
William Vlachos	38
Cade Foster	24
Dont'a Hightower	24
Robert Lester	24
Carson Tinker	24
Chance Warmack	24

CURRENT PLAYERS WHO HAVE NOT MISSED A GAME	
Player	Games
Marquis Maze	52
Courtney Upshaw	51
Michael Williams	38

## 2011 ALABAMA COACHING STAFF PLAYERS OF THE WEEK

The Alabama coaching staff recognized players of the week each regular season game in 2011. Below is a game-by-game look at the Tide's players of the week winners.

### Kent State (announced September 5)

Offense:	Barrett Jones, Eddie Lacy
Defense:	Courtney Upshaw, DeQuan Menzie
Specialists:	Marquis Maze, Will Lowery, Trey DePriest, Vinnie Sunseri

### Penn State (announced September 12)

Offense:	Mike Williams, William Vlachos
Defense:	Mark Barron, C.J. Mosley, Dre Kirkpatrick
Specialists:	Trey DePriest, Dee Milliner, Alex Watkins, Vinnie Sunseri

### North Texas (announced September 19)

Offense:	Brad Smelley, Trent Richardson, Eddie Lacy
Defense:	Courtney Upshaw, Dont'a Hightower, Robert Lester, Mark Barron
Specialists:	Will Lowery, Jerrell Harris

### Arkansas (announced September 26)

Offense:	Trent Richardson, Barrett Jones
Defense:	Mark Barron, Dre Kirkpatrick, Dont'a Hightower
Specialists:	Marquis Maze, Brandon Gibson, Alex Watkins

### Florida (announced October 3)

Offense:	Trent Richardson, William Vlachos, Chance Warmack
Defense:	Courtney Upshaw, Alex Watkins
Specialists:	Marquis Maze, Vinnie Sunseri, Brad Smelley

### Vanderbilt (announced October 10)

Offense:	Brad Smelley, Michael Williams, Marquis Maze
Defense:	Mark Barron, Dont'a Hightower
Specialists:	Cade Foster, DeQuan Menzie

### Mississippi (announced October 17)

Offense:	Trent Richardson, AJ McCarron, Chance Warmack
Defense:	Mark Barron, Nico Johnson
Specialists:	Dre Kirkpatrick, Vinnie Sunseri

### Tennessee (announced October 24)

Offense:	Marquis Maze, Alfred McCullough
Defense:	Dont'a Hightower, Nico Johnson, Courtney Upshaw
Specialists:	Hardie Buck, Cade Foster

### LSU (announced November 7)

Offense:	Trent Richardson
Defense:	Dont'a Hightower, Nico Johnson
Specialists:	Hardie Buck, Alex Watkins

### Mississippi State (announced November 14)

Offense:	Trent Richardson, Eddie Lacy, Kevin Norwood, Chance Warmack
Defense:	Mark Barron, Dont'a Hightower
Specialists:	Marquis Maze, Kelly Johnson, DeQuan Menzie, Will Lowery

### Georgia Southern (announced November 20)

Offense:	Trent Richardson, Brad Smelley, Brandon Gibson
Defense:	Mark Barron
Specialists:	Dont'a Hightower, Kelly Johnson, Vinnie Sunseri

### Player of the Week Leaders:

Mark Barron	7
Dont'a Hightower	7
Trent Richardson	7
Marquis Maze	6
Vinnie Sunseri	5

**HIGHTOWER IS LOTT TROPHY SEMIFINALIST:** Alabama junior linebacker Dont'a Hightower is one of eight players in the country to be named a Lott IMPACT Trophy semifinalist by the Pacific Club this week. Hightower is the third semifinalist in as many years. Rolando McClain was a finalist in 2009 and Mark Barron was a semifinalist in 2010. Sponsored by The Pacific Club IMPACT Foundation in Newport Beach, Calif., the award is given to the player who exhibits the same characteristics Lott embodied during his distinguished career: integrity, maturity, performance, academics, community and tenacity.

**BARRETT JONES IS FINALIST FOR WUERFFEL TROPHY:** Junior offensive lineman Barrett Jones has been named a finalist for the Wuerffel Trophy, given annually to the college football player that best combines exemplary community service with athletic and academic achievement. He started nine games for the Crimson Tide this season at left tackle and 34 games overall on the offensive line. He graduated in three years with a 4.0 gpa in accounting and is currently working on his master's degree in accounting. He is a two-time Academic All-American. Jones is also well known in the Tuscaloosa community and beyond for his efforts in the community. He was regularly in the community assisting in clean-up efforts following the April 27th tornado and has made trips to Haiti each of the past two spring breaks helping the cleanup following the January 2010 earthquake.

**SABAN ON BRYANT COACH OF THE YEAR WATCH LIST:** Alabama head coach Nick Saban is one of 20 on the initial Bryant Coach of the Year list. The award honors excellence in coaching while also helping to raise funds to fight heart disease.

**HIGHTOWER & UPSHAW SEMIFINALISTS FOR BUTKUS AWARD:** Junior linebacker Dont'a Hightower and senior linebacker Courtney Upshaw were each selected as one of 12 semifinalists for the 27th annual Butkus Award, which goes to the nation's top linebacker.

**ESPN.com MIDSEASON ALL-AMERICANS:** Alabama was well represented on the ESPN.com Midseason All-America team, as compiled by Mark Schlabach. The Crimson Tide had five players recognized on the list (2 offense, 3 defense), more than any other team in the country. On offense, Trent Richardson earned the nod at running back while Barrett Jones was recognized for his versatility on the offensive line. Defensively, Courtney Upshaw, DeQuan Menzie and Mark Barron led the way for the Tide.

**SABAN AMONG THE BEST:** Head coach Nick Saban's arrival in Tuscaloosa led to the Crimson Tide's rapid rise up the national rankings. That success in such a short period of time impacted the Tide's record book. Saban produced the largest win increase from year one to year two in school history as Alabama went from seven wins in 2007 to 12 wins in 2008. He is one of two coaches (with Oklahoma's Bob Stoops) in the Football Bowl Subdivision (FBS) to have coached 10 years and never suffered through a losing season. Saban achieved more firsts in 2009 with back-to-back 10-win seasons and his first undefeated campaign. He followed that up with 10-win seasons in 2010 and 2011. Saban is currently fifth in winning percentage (71.9 percent) among active coaches who have coached at least 10 years of FBS football. He is also the only active coach, and one of only two coaches (with former Florida head coach Urban Meyer) to win two BCS National Championships and the first to accomplish the feat at two different schools.

## SABAN AMONG THE BEST

### TOP WINNING PERCENTAGE (FBS) BY ACTIVE COACHES (10 YEARS)

Bob Stoops	Oklahoma (13)	136-33	.805
Gary Patterson	TCU (12)	107-30	.781
Mark Richt	Georgia (11)	105-36	.745
Steve Spurrier	South Carolina (22)	195-75-2	.721
<b>NICK SABAN</b>	<b>ALABAMA (16)</b>	<b>139-54-1</b>	<b>.719</b>



**HELMET DECALS:** The Alabama football team is sporting more than crimson on its helmets in 2011. The Crimson Tide is wearing a houndstooth pattern decal and a number 77 decal on helmets this season. The houndstooth decal represents the memory of the devastation created by the tornado that hit the Tuscaloosa community on April 27 and the 77 decal is in memory of the late Aaron Douglas, a Tide offensive lineman who passed away in May.

**ALABAMA DEGREES:** Alabama's success on the field under the direction of head coach Nick Saban has also coincided with the Crimson Tide's success in the classroom. The 2011 Crimson Tide began the season with 11 players that already have degrees in hand, including Hardie Buck (Aug. 2011), Josh Chapman (May 2011), Nick Gentry (Dec. 2010), Brandon Gibson (Dec. 2010), Barrett Jones (Aug. 2011), Phelon Jones (May 2011), Alfred McCullough (May 2011), Morgan Ogilvie (Aug. 2011), Chris Underwood (May 2011), William Vlachos (May 2011) and Alex Watkins (Dec. 2010). Over the past four seasons (2008-11) the Crimson Tide has seen 42 players compete after having already graduated.

**RETURNING SUCCESS:** Alabama returned 19 starters and 51 lettermen from its 2010 squad that went 10-3, finishing the season ranked 10th in the Associated Press poll and 11th in the *USA TODAY* Coaches' poll. Much of last year's preseason talk was about the Tide's offense, whereas this year it has been much about the defense. Highlighting the list of returnees in the defensive backfield is senior All-American Mark Barron and junior All-American Robert Lester. Barron was the team's leader in total tackles with 75, while Lester led Alabama in interceptions with eight. Among the Tide's returnees up front is senior Courtney Upshaw and junior Dont'a Hightower, who combined for 121 total tackles, 18 tackles for loss, seven sacks and five pass breakups. Upshaw was first on the team in tackles for loss with 14.5 and ranked fifth in the SEC with his seven sacks. As a unit, Alabama's defense finished the 2010 season ranked third nationally in scoring defense (13.54 ppg), fifth in total defense (286.38) and sixth in pass efficiency defense (103.54).

**NFL DRAFT:** The Crimson Tide saw five UA players selected in the 2011 NFL Draft, including first round picks Marcell Dareus (third overall to the Buffalo Bills), Julio Jones (sixth overall to the Atlanta Falcons), James Carpenter (25th overall to the Seattle Seahawks) and Mark Ingram (28th overall to the New Orleans Saints). Greg McElroy rounded out the Alabama draft picks by being selected in the seventh round (208th overall) by the New York Jets.

**NFL IMPACT:** Alabama has been a feeder system for the National Football League in recent years and the start of the 2011 NFL campaign proved no different. All four Crimson Tide first round picks (Marcell Dareus, Julio Jones, Mark Ingram and James Carpenter) earned the start in week one for their respective teams. The four rookie starters were second among all schools as Wisconsin had five former players start in their pro debuts. In all, 12 rookies earned the start in their first game from the Southeastern Conference.

**DEFENSIVE NOTES**

**DEFENSE MAKES A STATEMENT:** Through 11 games, the Crimson Tide has held opponents to an average of 195.91 total yards of offense, ranking Alabama first in the nation in total defense. The Tide also ranks first nationally in the remaining defensive categories, including pass efficiency (84.79 passer efficiency rating), scoring defense (8.36 ppg), rushing defense (74.64 ypg) and pass defense (121.27 ypg).

**APPLYING PRESSURE:** Senior jack linebacker Courtney Upshaw ranks second in the SEC and is tied for 29th nationally with 1.27 tackles for loss per game or 14 for losses of 66 yards. Upshaw is also tied for fourth in the SEC with .59 sacks per game (6.5 for minus-45 yards) while making 39 total tackles with a team-high 10 quarterback hurries. He now has 32.5 career tackles for loss (-139 yards) and 14.5 sacks (-86 yards). His 32.5 TFLs ties him with DeMeco Ryans for 11th in school history while his 14.5 sacks ranks

him 10th. Alabama is third in the SEC in tackles for loss (7.73 per game) and third in sacks (2.73 per game) while ranking 20th nationally in TFLs. UA has recorded 78 tackles for loss this season (-304 yards) and 23 sacks in 11 games. By comparison, the Crimson Tide had 75 TFLs and 27 sacks in 13 games a year ago.

**UPSHAW SACKS RELF:** Linebacker Courtney Upshaw garnered a quarterback sack of Mississippi State quarterback Chris Relf in the first possession of the game on Nov. 12. That sack marked the fourth consecutive game in which Upshaw has had a quarterback sack. He had five sacks overall during that four-game span. For his career, Upshaw has 14.5 sacks (-86 yards) to rank 10th in Alabama history.

**GAMES WITH AN INTERCEPTION:** With two interceptions against LSU on November 5, Alabama has recorded at least one interception in eight of its 11 games this season. The Tide recorded an interception in 11 of the 13 games in 2010, putting together a run of 18 games with a pick in its last 23 outings. Eight different Tide players have tallied an interception in 2011, with Dee Milliner and Mark Barron leading the way with two.

**10 POINTS OR LESS:** On Nov. 12 at Mississippi State, Alabama held the Bulldogs to seven points. Under head coach Nick Saban, the Crimson Tide has held opponents to 10 points or less 32 times since the start of the 2007 season, including eight times in 11 games this season. Last season, Alabama held opponents to 10 points or less eight times and limited opponents to that mark seven times in 2009 and 2008. In 2007, the Tide posted two games in which it held opponents to that mark.

**FIRST HALF DEFENSE:** With a shutout of Mississippi State in the first half, Alabama has allowed seven points or less in 13 of its last 14 first halves of play against opponents from the Football Bowl Subdivision. Over that span, the Crimson Tide has surrendered just three points or less on eight occasions, including five shutouts. UA had a streak of nine straight games before allowing 10 points in the first half to Florida on Oct. 1.

**First-Half Points (Last 15 games vs. FBS opponents)**

- 3 – at LSU (Nov. 6, 2010)
- 3 – Mississippi State (Nov. 13, 2010)
- 7 – Georgia State (Nov. 18, 2010)
- 7 – Auburn (Nov. 26, 2010)
- 0 – vs. Michigan State (Jan. 1, 2011)
- 0 – Kent State (Sept. 3, 2011)
- 3 – at Penn State (Sept. 10, 2011)
- 0 – North Texas (Sept. 17, 2011)
- 7 – Arkansas (Sept. 24, 2011)
- 10 – at Florida (Oct. 1, 2011)
- 0 – Vanderbilt (Oct. 8, 2011)
- 7 – at Mississippi (Oct. 15, 2011)
- 6 – Tennessee (Oct. 22, 2011)
- 3 – LSU (Nov. 5, 2011)
- 0 – at Mississippi State (Nov. 12, 2011)

**NON-OFFENSIVE TDs IN THE SABAN ERA:** Dre Kirkpatrick's 55-yard blocked field goal return against Georgia Southern last weekend marked the fourth non-offensive touchdown of the 2011 season and 24th overall since the Nick Saban era began in 2007. Courtney Upshaw's 45-yard interception return at Florida on October 1, was Alabama's second interception return of the 2011 season, and the second in two weeks along with DeQuan Menzie's 25-yard interception return for a score against Arkansas. Since Saban took over as Alabama's head coach, the Crimson Tide has garnered 24 non-offensive touchdowns including 10 interception returns, 7 punt returns, 3 kickoff returns, 2 fumble returns and two blocked punt returns for a touchdown.

**Non-Offensive TDs In The Saban Era**

- 2011 - 2 INT, 0 KOR, 1 PR, 0 FR, 1 BkPR
- 2010 - 2 INT, 1 KOR, 0 PR, 0 FR, 1 BkPR
- 2009 - 2 INT, 2 KOR, 1 PR, 1 FR

2008 - 4 INT, 0 KOR, 4 PR, 1 FR  
 2007 - 0 INT, 0 KOR, 1 PR, 0 FR  
 Totals - 10 INT, 2 FR, 3 KOR, 7 PR, 2 BkPR

**COMPLETIONS HARD TO COME BY:** The Alabama defense has been one of the best in the nation in limiting completions from opposing quarterbacks. The Crimson Tide has held opponents to a meager 47.81 completion percentage through 11 games (142-of-297) to rank first this week. The Tide is also first in the nation in yards per attempt (4.49) while ranking second in yards per completion (9.39).

**YARDS AT A PREMIUM:** The Alabama defense is allowing an average of 195.91 yards per game entering this week, which ranks first nationally and leads the SEC. The Tide is also surrendering only 3.47 yards per play, which also leads the nation. UA opponents have run 621 plays against the Crimson Tide defense this season and only managed 142 plays – both running and passing – that went for more than five yards, which accounts for just 22.9 percent. On the flip side of that, the Alabama offense has seen 39.0 percent of its plays go for more than five yards (288-of-738). The Tide defense has also given up only 63 plays (10.1 percent) of more than 10 yards and 25 plays of more than 15 yards (4.0 percent). Alabama has allowed only five rushes of more than 20 yards the entire season and only 20 total plays of more than 20 yards (3.2 percent).

**HOLDING THEIR GROUND:** Crossing midfield against the Crimson Tide defense has not been an easy task in the 2011 season. Alabama opponents have crossed the 50-yard line only 35 times (only counts drives that started in the opponent territory), but of those 35 drives that moved into Alabama territory, the opponent passed the UA 40-yard line 26 times. Of those 26 drives, opponents have managed 78 points (nine touchdowns and five field goals). Opponents are crossing midfield an average of only 3.2 times per game in 2011. Alabama has forced interceptions on three of those drives and punts five other times. The Tide has also blocked two field goals, forced five turnovers on downs and recovered a fumble.

**HOLDING OPPONENTS UNDER 300:** Alabama limited the Mississippi State offense to 131 yards of total offense on Nov. 12. In head coach Nick Saban's 65-game tenure at Alabama, the Crimson Tide has limited the opposition to less than 300 yards of total offense 38 times, or 58.5 percent of the time.

**HOLDING OPPONENTS UNDER 200:** During head coach Nick Saban's last 51 games at the Capstone, the Crimson Tide defense has held the opposing offense to less than 200 yards of total offense 19 times. Alabama has accomplished the feat six times thus far this season, limiting Kent State to 90 total yards, North Texas to 169 total yards, Vanderbilt to 190 total yards, Mississippi to 141 yards, Tennessee to 155 yards, and Mississippi State to 131. The 90 yards against Kent State also marked the second time a Saban defense has limited its opponent to less than 100 yards of total offense. Alabama's best came in 2009 when they held Chattanooga to 84 yards of total offense. The Tide held opponents under 200 yards three times in 2010, four times in 2009 and six times in 2008.

**FIRST DOWN CHAINS TOUGH TO MOVE:** Alabama's defense has surrendered only 117 first downs in 11 games for an average of 10.6 per contest, which leads the nation. UA has allowed 46 total first downs rushing and 11 have come by penalty. Opposing offenses are converting 25.5 percent of their third-down attempts against Alabama (40-of-157). The Crimson Tide gave up a season-low six against Kent State and again against Tennessee. The six first downs allowed were the second fewest in the Nick Saban era (2007-present) as UA gave up just five to Chattanooga in 2009. The Crimson Tide has held opponents to nine first downs or less 13 times dating back to the start of the 2008 season and most recently against Mississippi State on November 13 (nine).

**THREE AND OUT:** Alabama led the nation in defensive three-and-outs in 2009 with 5.61 per game and then ranked 10th nationally last season with

4.08 per game. The trend continues in 2011 as the Crimson Tide has tallied a nation-best 67 three-and-outs through 11 games or 6.1 per game. The Tide forced Kent State into three-and-outs on 12 of its 17 possessions, marking the most Alabama has forced this season.

**GROUND DEFENSE:** Limiting opposing running backs to less than 100 yards is nothing new for the Crimson Tide. Alabama has surrendered only 10 individual 100-yard rushing games dating back to the 2005 season (89 games), a mark that is tied for first in the nation with Boston College. Since head coach Nick Saban arrived in 2007 (65 games), Alabama has allowed five players to rush for 100 yards in a game: Georgia Southern's Dominique Swope (153 yards), Tennessee's Tauren Poole (117 yards), Mississippi's Ben-Jarvus Green-Ellis (131 yards), Houston's Anthony Alridge (100 yards) and Arkansas' Darren McFadden (195 yards).

**Fewest 100-Yard Rushers Allowed (FBS teams since 2005)**

<b>1. ALABAMA</b>	<b>10</b>
Boston College	10
<b>3. Boise State</b>	<b>13</b>
Ohio State	13
5. Penn State	20

**TOUGH SLEDDING ON THE GROUND:** Alabama leads the nation in giving up the fewest rushing touchdowns since the start of the 2005 season, surrendering only 50. Ohio State entered the season leading that category, but has since given up 10 this season. Since head coach Nick Saban arrived in 2007, the Crimson Tide has allowed 32 rushing touchdowns while OSU has allowed 38. In 2010, Alabama surrendered only six rushing touchdowns in 13 games and has given up three this season - one at Penn State, one at Mississippi and one against Georgia Southern.

**NOWHERE TO RUN:** Alabama held Mississippi State to 12 rushing yards on 70 carries on Nov. 12. In head coach Nick Saban's 65-game tenure at Alabama, the Crimson Tide has limited the opposition to less than 100 rushing yards 40 times, or 61.5 percent of the time.

**STIFLING DEFENSE:** The Alabama defense has stifled opponents in 2011, allowing just 10 touchdowns in 11 games to lead the nation with just .9 touchdowns per game. A big part of that success can be attributed to allowing just 10.6 first downs per game, which also leads the nation.

**TIDE SPENDS EVENING IN MISSISSIPPI BACKFIELD:** Alabama registered a season-best 14 tackles for loss and five sacks in a 52-7 SEC win at Mississippi on Oct. 15. The Crimson Tide accounted for minus-52 yards with Nico Johnson and Courtney Upshaw leading the way with two tackles for loss each. Upshaw recorded a season-best two sacks. It is the most tackles for loss in a single game for Alabama during Nick Saban's tenure at the Capstone, a span of 65 games. The previous high was 13 against Louisiana-Monroe on Nov. 17, 2007.

**SHUTOUT:** Alabama's win over Vanderbilt on October 8, marked the second shutout win for the Crimson Tide in 2011 (with a 41-0 win over North Texas on Sept. 17), and the first SEC shutout victory for the Tide since a 36-0 win over Auburn on Nov. 29, 2008. It also marks Alabama's first shutout win over Vanderbilt since a 20-0 win on Sept. 11, 1997, and marked the 13th time Alabama has shutout the Commodores in the series.

**HIGHTOWER NAMED LOTT IMPACT PLAYER OF THE WEEK:** Junior linebacker Dont'a Hightower was recognized for his strong play on the defensive side of the ball in the 37-6 win over rival Tennessee on October 22 as he was named the Lott IMPACT Player of the Week. In recognition of Hightower's performance, the Pacific Club IMPACT Foundation, sponsors of the Lott IMPACT Trophy, will make a \$1,000 donation to the general scholarship fund at Alabama.

**HIGHTOWER EARNS SEC DEFENSIVE PLAYER OF THE WEEK HONORS:** In addition to his Lott IMPACT Player of the Week honor

following his stellar performance against Tennessee on October 22, junior linebacker Dont'a Hightower was named the Southeastern Conference Defensive Player of the Week. Hightower had an overpowering game, recording seven tackles, one sack and three quarterback hurries plus being credited with breaking up two passes. He also tallied his first career interception, adding a 29-yard return.

**BARRON HONORED FOR OUTING AT PENN STATE:** Senior safety Mark Barron was named the Jim Thorpe Defensive Back of the Week on September 14. Barron totaled seven tackles with an interception and a fumble recovery and both of his take-aways thwarted Penn State drives inside Crimson Tide territory. The interception ended a Penn State drive at the UA 9-yard line in the third quarter and the fumble recovery stopped the Nittany Lions at the Alabama 35-yard line in the fourth quarter. The interception was the 11th of Barron's career. He was also named the Southeastern Conference Defensive Player of the Week for his efforts at Penn State.

**DePRIEST MAKING AN IMPACT:** True freshman linebacker Trey DePriest has started on special teams and seen reserve action at linebacker for the Crimson Tide this season. He was named the co-SEC Freshman of the Week for his efforts against Kent State where he led the team in tackles with 10 while making his presence felt literally throughout the stadium with multiple bone-jarring hits. DePriest has also been twice named a Specialist of the Week by the Alabama coaching staff and is 11th on the team with 23 tackles in 11 games this year.

**RETURNING CAPTAINS:** Senior safety Mark Barron and junior linebacker Dont'a Hightower are the third set of captains to return to the position for a second season since Alabama first began naming multiple team captains in 1956. In 2002, both Jarret Johnson and Tyler Watts were second-year leaders, while Antoine Caldwell and Rashad Johnson repeated in 2008.

**OFFENSIVE NOTES**

**OFFENSIVE IMPROVEMENT UNDER McELWAIN:** Since offensive coordinator Jim McElwain's arrival in 2008, Alabama has improved in points per game, rushing yards and passing yards. The Crimson Tide is currently averaging 8.4 more points per game in 2011 (35.5 ppg) than it did in 2007 (27.1 ppg) and 62.9 more yards per game in total offense.

**Offensive Comparison Since 2007**

Year	Points Per Game (Avg.)	Rushing Yards (Avg.)	Passing Yards (Avg.)	Total Offense (Avg.)
2007	352 (27.1)	1,940 (149.2)	2,919 (224.5)	4,859 (373.8)
2008	422 (30.1)	2,585 (184.6)	2,396 (171.1)	4,981 (355.8)
2009	449 (32.1)	3,011 (215.1)	2,631 (187.9)	5,642 (403.0)
2010	464 (35.7)	2,378 (182.9)	3,395 (261.2)	5,773 (440.1)
<b>2011</b>	<b>390 (35.5)</b>	<b>2,425 (220.5)</b>	<b>2,379 (216.3)</b>	<b>4,804 (436.7)</b>

**LONG DRIVES:** Alabama is tied for second nationally with five drives of 90 yards or longer. Georgia Tech has had seven drives of 90 yards or more, while the Crimson Tide is joined by Utah State, Texas Tech, Southern Miss, California, and BYU with five. Alabama's first 90-yard drive of the season came on the road at No. 12 Florida when the Tide went 92 yards on a drive that started at the 12:25 mark of the fourth quarter. Trent Richardson finished off the 5:27 drive that lasted 11 plays with a 36-yard touchdown run. UA had a 12-play, 94-yard drive against Vanderbilt that resulted in a one-yard Richardson touchdown. The Mississippi game featured two drives of 90+ yards with Richardson accounting for all 92 yards on two plays, a 16-yard effort on the opening play and a 76-yard touchdown run. Later, Jalston Fowler closed out a 98-yard drive in the fourth quarter against the Rebels with a 69-yard run. The Tide's most recent 90-yard drive came against Georgia Southern last week on Alabama's final possession of the game. Alabama went 92 yards over 15 plays that ended in a four-yard pass from AJ McCarron to Brad Smelley for a touchdown.

**IMPRESSIVE GROUND ATTACK:** Alabama has scored 29 rushing touchdowns this season, ranking the Crimson Tide fifth nationally and first in the Southeastern Conference in that category. Alabama has scored 49 total touchdowns this season.

**RICHARDSON HAVING BIG YEAR:** Junior running back Trent Richardson is seventh nationally and leading the Southeastern Conference with 125.5 rushing yards per game and ranks fifth on the Alabama career rushing yards list with 2,831 yards, 430 yards shy of surpassing his former teammate Mark Ingram (3,261) for the No. 4 spot. He is sixth nationally in scoring at 12.0 points per game. Richardson leads the Crimson Tide with 1,380 yards and 20 rushing touchdowns (22 total touchdowns). He is the 16th Alabama back to surpass 2,000 yards rushing in a career and just the third player in SEC history to rush for 20 touchdowns in one season (Tim Tebow with 23 in 2007 and Cam Newton with 20 in 2010).

**RICHARDSON ON RECORD PACE:** Trent Richardson has found the end zone 22 times (20 rushing), the second-highest single-season total in school history behind SEC-record-holder Shaun Alexander (24 in 1999). He opened the year with three touchdowns against Kent State and followed that up with two more at Penn State. Richardson scored three touchdowns against North Texas and added one rushing and one receiving score against Arkansas. With the two scores against Florida, one vs. Vanderbilt, a career-best four at Mississippi, pair against Tennessee, one against Mississippi State and three total touchdowns vs. Georgia Southern, Richardson pushed his career total to 34 touchdowns on the ground and 41 overall. The 41 touchdowns (34 rushing, 6 receiving, 1 kickoff return) ranks third on the Alabama career list. Shaun Alexander (1996-99) is the Alabama career leader with 50 career touchdowns and Mark Ingram (2008-10) is second with 46.

**RICHARDSON SETS CAREER BEST:** Trent Richardson has set a career high in rushing three times this season. He first went for 167 yards on 11 carries against North Texas, breaking his previous best of 144 vs. Penn State in 2010. He then rushed for 181 yards on a career-high 29 carries in a win at No. 12 Florida, the most by an Alabama back against Florida in the series history, surpassing Billy Jackson's 147 yards against the Gators in 1978. Richardson then accomplished the feat for a third time with 183 yards on just 17 carries (10.8 ypc) at Mississippi with a career-high four touchdowns.

**RICHARDSON VS. THE TOP 25:** Trent Richardson has excelled against the nation's best competition in the 2011 season. He has faced four top 25 teams and is averaging 126.8 rushing yards per game against the likes of then-No. 23 Penn State (111 yards), then-No. 14 Arkansas (126 yards), then-No. 12 Florida (181 yards) and No. 1 LSU (89 yards). Richardson has also netted 211 yards receiving on 15 receptions against top 25 competition this year. He has four rushing and one receiving touchdowns in those games with 718 yards of total offense, an average of 179.5 yards per game.

**BALL SECURITY:** Trent Richardson has continued a pattern of Alabama running backs holding onto the football. Richardson has lost one fumble in 586 career touches. His only lost fumble came in the sixth game of his freshman season (2009), losing the ball at the end of a seven-yard run against Mississippi. Richardson has not lost a fumble in 522 touches, which spans a portion of the last three seasons. In fact, Alabama's rotation of its top-two running backs (Ingram/Richardson, 2009-10; Richardson/Lacy, 2011) has lost only three fumbles dating back to the start of the 2009 season, a span of 1,152 touches. The Crimson Tide's main tandem of running backs has lost just seven fumbles in five years.

**RICHARDSON HAMMERS HIS WAY PAST 100:** Trent Richardson had a streak of six straight 100-yard rushing games earlier this season and has eight 100-yard efforts in 11 games this year. The eight 100-yard rushing games is the second most in school history (9 by Mark Ingram, 2009). The six straight 100-yard outings equaled Shaun Alexander school record of six consecutive during the 1999 season. Alexander had at least 100 yards in his first six games of the season while Richardson did it in games 2-7 of the 2011 season. Siran Stacy (1989) and Sherman Williams (1993) both had five in a

row in 1993. Richardson's first 100-yard effort came at Happy Valley against No. 23 Penn State, rushing for 111 yards. He followed with a 167-yard, three-touchdown performance against North Texas and a 126-yard effort vs. Arkansas. He totaled 181 yards and two touchdowns at Florida and 107 yards and a score against Vanderbilt. Richardson then set a career-high in rushing yards for the third time this season with 183 yards and a career-best four touchdowns. He got back on track again with 127 yards and a score at Mississippi State, including 88 yards in the second half and 71 yards in the fourth quarter. Richardson had 175 yards and three total scores vs. Georgia Southern. He also went over the century mark at Tennessee in 2010 (119 yards), vs. Penn State in 2010 (144 yards), vs. Florida International in 2009 (118 yards) and against Texas in the 2010 BCS National Championship Game (2009 season).

**RICHARDSON IMPACTING RUSHING LISTS:** With 175 yards rushing, junior running back Trent Richardson moved into the top five of Alabama's single-season rushing yardage list with, 1,380 yards. He is in fifth place, just three yards behind Glen Coffee and Shaun Alexander, who are tied for third. Mark Ingram holds the Alabama single-season record with 1,658 yards in 2009, which Richardson trails by 278 yards.

**RICHARDSON MOVING UP IN RUSHES:** Trent Richardson has moved into eighth in career rushes at Alabama with 493. He is just 42 carries away from Sherman Williams in seventh place with 535 carries. Shaun Alexander (1996-99) holds the Alabama record with 727 rushing attempts. Richardson's 236 carries in 2011 is also the fourth most in a single season in school history. Alexander's 302 carries in 1999 is the school record.

**SMELLEY COMES UP BIG ON SENIOR DAY:** Senior tight end Brad Smelley had a career night against Georgia Southern last week recording a career-high tying four receptions for a career-best 58 yards. The Tuscaloosa native was also responsible for two of the Crimson Tide's four offensive touchdowns.

**McCARRON MOVES UP COMPLETIONS LIST:** Quarterback AJ McCarron moved into the top 10 of the Alabama single-season list for pass completions in the first half against Mississippi State on November 12. McCarron's 6-yard completion to Marquis Maze in the first quarter, McCarron's third pass completion of the game, moved him past Freddie Kitchens (152 completions in 1996) into 10th place with 153 this season. McCarron's seventh pass completion of the game – a 6-yard pass to DeAndrew White late in the second quarter – tied him with Scott Hunter (157 in 1969) in ninth place. McCarron is now four completions away from tying Brodie Croyle with 182 for eighth place. John Parker Wilson holds the Alabama record with 255 completions in 2007.

**NORWOOD ENJOYS CAREER NIGHT:** Sophomore wide receiver Kevin Norwood had a career-best receiving yardage night against Mississippi State on November 12, with two catches for 60 yards, including a career-long 38-yard catch in the third quarter. His previous single-game yardage game was a 36-yard outing against Penn State in 2010. His career-high for catches in a game is three, accomplished earlier this season against Penn State.

**MAZE MOVES UP CAREER RECEIVING LIST:** Senior wide receiver Marquis Maze moved up the career receiving list on the strength of six catches for 61 yards against LSU on Nov. 5. Maze is seventh on the Alabama career receiving yards list with 1,826. He passed David Palmer (1991-93), who had 1,611 yards. D.J. Hall (2004-07) holds the record with 2,923 receiving yards. Maze's 69-yard reception in the first quarter versus the Tigers was the longest of the season for Maze and the second longest (80, Arkansas, Sept. 26, 2009) of his career.

**BELL HAULS IN FIRST CAREER TOUCHDOWN:** Sophomore wide receiver Kenny Bell caught his first career touchdown against Tennessee. Bell's catch came in the third quarter when he snagged a 39-yard pass from AJ McCarron. Bell became the 13th different player to score for the Tide this season and the fifth different UA receiver to do so this year.

**McCARRON THROWS FOR CAREER BEST:** Sophomore quarterback AJ McCarron threw for a career-best 284 yards in Alabama's win over Tennessee. He finished the night 17-of-26 passing with one passing touchdown and a rushing touchdown. The sophomore ignited the Tide in the second half, throwing for 162 yards on 9-of-11 passing with two scores. McCarron completed his first eight passes of the second half, going a perfect 7-for-7 in the third quarter.

**McCARRON'S STREAK ENDS:** Sophomore quarterback AJ McCarron threw his first interception against Tennessee on October 22, after compiling a streak of 152 attempts since his last miscue. It is the third-longest streak in school history. He went six straight games without a pick. Brodie Croyle holds the school record of 190 consecutive passes without an interception with Jay Barker (155) second.

**RICHARDSON HONORED BY SEC, AGAIN:** Junior running back Trent Richardson earned his second Southeastern Conference Offensive Player of the Week nod on October 17, after a solid performance at Mississippi where he led Alabama with a career-high 183 rushing yards and four touchdowns. His 76-yard touchdown run in the third quarter against the Rebels was also the longest of his career.

**GIBSON CATCHES FIRST CAREER TOUCHDOWN:** Alabama senior wide receiver Brandon Gibson caught his first career touchdown in the win over Mississippi on October 15. Gibson became the 12th different player to score for the Crimson Tide in 2011.

**ALABAMA AERIAL ATTTACK:** Alabama went to the air against Vanderbilt with sophomore quarterback AJ McCarron leading the charge with a career-best game. McCarron completed a career-high 23 passes on a career-best 30 attempts. He also tossed a career high in touchdowns with four. Senior wide receiver Marquis Maze caught a career-best nine balls for 93 yards. Sophomore DeAndrew White also tallied a career-high in touchdowns (2) and yards (52).

**McCARRON TOSSES 4 TDs IN A GAME:** Sophomore quarterback AJ McCarron threw four touchdowns against Vanderbilt. The four touchdowns in a single game ties Mike Shula (Memphis State, Oct. 26, 1985) and John Parker Wilson (Arkansas, Sept. 15, 2007) for the second most in school history. Gary Hollingsworth threw a school-record five touchdowns at Mississippi on Nov. 4, 1989.

**FOUR ROAD STARTS = FOUR ROAD WINS:** Making only his second-career start at quarterback, AJ McCarron recorded his first road win and it came at one of the most intimidating venues in college football – Beaver Stadium – against one of the most tradition-rich programs – Penn State. McCarron's initial success on the road followed the footsteps of his predecessor, Greg McElroy, who defeated No. 7 Virginia Tech 34-24 in his first start away from home at the Georgia Dome in Atlanta in 2009. McElroy then won his first true road contest at Kentucky later that season, 38-20. McElroy finished his career 11-2 away from Tuscaloosa (includes neutral site games). McCarron also joined McElroy in registering a win over Arkansas in his first SEC start. On October 1, McCarron went into another hostile environment in his first SEC road contest where he guided the Tide to a 38-10 victory at Florida. McCarron, then, directed Alabama to a 52-7 decision at Mississippi, and most recently helped the Tide to a 24-7 win at Mississippi State.

**SMELLEY, WHITE GRAB FIRST CAREER TOUCHDOWNS:** Senior tight end Brad Smelley hauled in his first career touchdown when he caught an AJ McCarron pass for six yards for the first score of the game against Vanderbilt on October 8. Redshirt freshman receiver DeAndrew White also caught his first career touchdown when he snared a high pass at the back of the end zone late in the second quarter against the Commodores, before catching another in the third quarter. Smelley and White became the ninth and 10th players, respectively, to score this season. Senior Darius Hanks also joined the action against Vanderbilt, recording his first touchdown of the season to become the 11th different player to score in 2011.

**MAZE SETS CAREER HIGHS:** Alabama senior wide receiver Marquis Maze tallied a career-high nine catches against Vanderbilt. The nine catches were the most by an Alabama player since Julio Jones caught 10 passes against Auburn (Nov. 26, 2010).

**MAZE NOMINATED FOR GEICO PLAY OF THE YEAR:** Senior Marquis Maze's 83-yard punt return against Arkansas on September 24, earned a nomination for the GEICO Play of the Year. The punt return for a touchdown was the first of his career and the longest return of his career. The punt return was the first for a touchdown for Alabama since Javier Arenas found the end zone against Chattanooga on Nov. 21, 2009. The return also marked the 10th longest return for a touchdown in Alabama history.

**JONES AND RICHARDSON HONORED BY THE SEC:** Alabama junior running back Trent Richardson and junior offensive lineman Barrett Jones were named SEC Offensive Player of the Week and SEC Offensive Lineman of the Week, respectively, following the Crimson Tide's 38-14 victory over Arkansas on September 24. Richardson rushed for a game-high 126 yards on 17 carries, marking his third-straight 100-yard game, and also caught three passes for a game-best 85 yards. Jones received the highest grade on the Alabama offensive line and helped lead a balanced Tide attack that led to 197 rushing yards and 200 passing yards.

**DARIUS HANKS RETURNS:** Alabama senior wide receiver Darius Hanks returned to the field on September 17, for the first time this season after sitting out two games in compliance with the NCAA redshirt rule. In 2011, he has 18 receptions for 230 yards.

**MAZE MAKES A STATEMENT:** Senior wide receiver/return specialist Marquis Maze is one of the key components in replacing All-America wide receiver Julio Jones, and Maze has shown his ability. The senior enjoyed a big day in the season opener against Kent State, setting personal single-game bests in receiving and returns. For the game, Maze returned eight punts for 96 yards (12-yard average), returned a kickoff for 39 yards, and caught eight passes for 118 yards for a total of 253 all-purpose yards. The receiving yard total is a single-game high for Maze at Alabama, exceeding his prior high of 96 yards against Florida in 2009. On the season, Maze leads the Crimson Tide in receptions with 52 for 609 yards (11.7 yard average) and one touchdown. He also has 29 punt returns for 363 yards, with an average of 12.5 yards per return, ranking 11th nationally.

**BARRETT JONES DOES IT ALL ON THE OFFENSIVE LINE:** Junior All-American Barrett Jones has started at right guard the past two seasons, but added a few responsibilities to his résumé this spring and fall. He started all nine games this season at left tackle and has also seen snaps at left guard, right tackle and center. A candidate for the Outland Trophy and Lombardi Award, Jones has started 34 games at the Capstone.

**O-LINE EXPERIENCE A KEY:** Alabama has one of the most experienced offensive lines in the nation. The Crimson Tide return four starters from last year's unit and a combined 134 careers starts. Center William Vlachos leads the line with 38 career starts, making every start dating back to the 2009 season opener. Tackle/guard Barrett Jones is close behind with 34 starts, missing only two games late last season (Georgia State & Auburn) and most recently at Mississippi State and last week against Georgia Southern with a sprained ankle. Chance Warmack has started the last 24 games at left guard and D.J. Fluker started 20 games at right tackle. Anthony Steen has had 11 starts, while he shares the position with Alfred McCullough, who has started seven games.

**VLACHOS, RICHARDSON AND UPSHAW HONORED BY THE SEC:** Alabama senior center William Vlachos was honored by the SEC as its Offensive Lineman of the Week following the Crimson Tide's 38-10 victory at Florida on October 1. Vlachos received the highest grade on the line and did not allow a sack or a pressure, making critical line calls in pass protection. In addition to Vlachos, junior running back Trent Richardson and senior line-backer Courtney Upshaw made the Other Outstanding Performances list as

Richardson tallied a career-best 181 rushing yards on 29 carries and two touchdowns, while Upshaw recorded four tackles, three for losses including a sack, and returned an interception for a touchdown against the Gators.

**ALABAMA SCORING OUTPUT:** The Crimson Tide's 52 points scored at Mississippi on October 15, marked the most points scored by Alabama in a Southeastern Conference game since Alabama downed Vanderbilt, 59-28, on Sept. 29, 1990.

**100-YARD RUSHERS AND RECEIVERS:** Thirty-six times in 33 different games Alabama has had rushers exceed 100 yards, and the Tide has had 15 100-yard receivers in 15 games since head coach Nick Saban arrived in Tuscaloosa. Former running back Mark Ingram recorded 12 100-yard rushing games during his career, while junior Trent Richardson has now also reached 12 100-yard rushing efforts, sophomore Eddie Lacy with two and sophomore Jalston Fowler with one. Under Saban, Alabama has gone 32-1 in those 33 games that produced a 100-yard rusher. Marquis Maze (2) and Trent Richardson (1) are the only current players with a 100-yard receiving game. The Tennessee game on Oct. 23, 2010, marked the sixth time under Saban that Alabama has had a 100-yard rusher and receiver in the same game.

**100-Yard Rushers (32-1)**

246 by Mark Ingram vs. South Carolina (Oct. 17, 2009)	W
218 by Glen Coffee vs. Kentucky (Oct. 4, 2008)	W
183 by Trent Richardson at Mississippi (Oct. 15, 2011)	W
181 by Trent Richardson at Florida (Oct. 1, 2011)	W
175 by Trent Richardson vs. Georgia Southern (Nov. 19, 2011)	W
173 by Terry Grant at Vanderbilt (Sept. 8, 2007)	W
172 by Mark Ingram at Mississippi (Oct. 10, 2009)	W
167 by Trent Richardson vs. North Texas (Sept. 17, 2011)	W
162 by Glen Coffee at Arkansas (Sept. 20, 2008)	W
161 by Eddie Lacy vs. North Texas (Sept. 17, 2011)	W
157 by Mark Ingram at Arkansas (Sept. 25, 2010)	W
151 by Mark Ingram at Duke (Sept. 18, 2010)	W
150 by Mark Ingram vs. Virginia Tech (Sept. 5, 2009)	W
149 by Mark Ingram vs. Mississippi State (Nov. 14, 2009)	W
144 by Trent Richardson vs. Penn State (Sept. 11, 2010)	W
144 by Mark Ingram vs. LSU (Nov. 7, 2009)	W
144 by Glen Coffee vs. Auburn (Nov. 29, 2008)	W
140 by Mark Ingram at Kentucky (Oct. 3, 2009)	W
134 by Terry Grant vs. Western Carolina (Sept. 1, 2007)	W
127 by Trent Richardson at Mississippi State (Nov. 12, 2011)	W
126 by Glen Coffee at LSU (Nov. 8, 2008)	W
126 by Trent Richardson vs. Arkansas (Sept. 24, 2011)	W
125 by Jalston Fowler at Mississippi (Oct. 15, 2011)	W
121 by Glen Coffee vs. Houston (Oct. 6, 2007)	W
119 by Trent Richardson at Tennessee (Oct. 23, 2010)	W
118 by Trent Richardson vs. Florida International (Sept. 12, 2009)	W
116 by Mark Ingram vs. Texas (Jan. 7, 2010) (BCS)	W
113 by Mark Ingram vs. Florida (Dec. 5, 2009) (SEC)	W
113 by Mark Ingram vs. Arkansas State (Nov. 1, 2008)	W
111 by Trent Richardson at Penn State (Sept. 10, 2011)	W
111 by Eddie Lacy vs. San Jose State (Sept. 4, 2011)	W
112 by Glen Coffee vs. Florida (Dec. 6, 2008) (SEC)	L
109 by Trent Richardson vs. Texas (Jan. 7, 2010) (BCS)	W
107 by Trent Richardson vs. Vanderbilt (Oct. 8, 2011)	W
104 by Terry Grant vs. Tennessee (Oct. 20, 2007)	W
102 by Mark Ingram vs. Chattanooga (Nov. 21, 2009)	W

**100-Yard Receivers (12-3)**

221 by Julio Jones at Tennessee (Oct. 23, 2010)	W
199 by Julio Jones vs. Auburn (Nov. 26, 2010)	L
185 by D.J. Hall vs. Tennessee (Oct. 20, 2007)	W
172 by D.J. Hall at Arkansas (Sept. 15, 2007)	W
140 by D.J. Hall at Mississippi (Oct. 13, 2007)	W
128 by Julio Jones at LSU (Nov. 8, 2008)	W
124 by Julio Jones vs. Florida (Dec. 6, 2008) (SEC)	L

118 by Marquis Maze vs. Kent State (Sept. 4, 2011)	W
118 by Julio Jones at South Carolina (Oct. 9, 2010)	L
106 by Marquis Maze vs. Tennessee (Oct. 22, 2011)	W
106 by Julio Jones at Duke (Sept. 18, 2010)	W
103 by Julio Jones at Tennessee (Oct. 25, 2008)	W
102 by Julio Jones vs. LSU (Nov. 7, 2009)	W
101 by Trent Richardson vs. Mississippi (Oct. 16, 2010)	W
100 by Mike McCoy vs. Florida International (Sept. 12, 2009)	W

**100-Yard Rusher/Receiver in Same Game (5-1)**

Tennessee (Oct. 20, 2007)	W	104 by Terry Grant and 185 by D.J. Hall vs. Florida (Dec. 6, 2008 - SEC)	L	112 by Glen Coffee and 124 by Julio Jones
Florida Int'l. (Sept. 12, 2009)	W	118 by T. Richardson and 100 by Mike McCoy		
LSU (Nov. 7, 2009)	W	144 by Mark Ingram and 102 by Julio Jones		
at Duke (Sept. 18, 2010)	W	151 by Mark Ingram and 106 by Julio Jones		
at Tennessee (Oct. 23, 2010)	W	119 by T. Richardson and 221 by Julio Jones		

**SPECIAL TEAMS NOTES**

**TIDE RECORDS FIRST BLOCKED FIELD GOAL FOR A TOUCH-DOWN SINCE 2003:** Junior Dont'a Hightower blocked a Georgia Southern field goal attempt in the first quarter last week that was picked up by junior Dre Kirkpatrick and returned for a 55-yard touchdown. The last time Alabama blocked a field goal and returned it for a touchdown was on Nov. 29, 2003, at Hawai'i, with Chris James recording the block and Roman Harper returning the ball 73 yards for the score.

**MAZE RETURNS KICKOFF FOR 70 YARDS AT FLORIDA:** Alabama senior wide receiver and return specialist Marquis Maze had another stellar special teams performance in the Crimson Tide's 38-10 win at Florida on October 8. Towards the end of the first quarter, Maze returned a kickoff for 70 yards, his longest kickoff return of the season, setting up an Alabama touchdown to tie the game at 10-10. Maze leads the team with an average of 28.5 yards per kick return.

**MAZE'S 83-YARD PUNT RETURN FOR A TD:** Alabama senior wide receiver and return specialist Marquis Maze took the first Crimson Tide opportunity of the second half against Arkansas for a touchdown on an 83-yard punt return. The punt return for a touchdown is the first of his career and the longest return of his career. The punt return was the first for a touchdown for Alabama since Javier Arenas found the end zone against Chattanooga on Nov. 21, 2009. The return also marked the 10th longest return for a touchdown in Alabama history.

**MAZE SETS PUNT RETURN MARK:** Alabama senior wide receiver and return specialist Marquis Maze totaled a career-best 253 all-purpose yards vs. Kent State while also leading all receivers with 118 yards on a career-best eight catches. But he etched his name in the Alabama record book with a game-high tying eight punt returns for 96 yards. The 96 yards was also the seventh-most in a single game in UA history. Maze also added one kickoff return for 39 yards.

**SERIES NOTES**

**ALABAMA-AUBURN SERIES:** The Alabama Crimson Tide and Auburn Tigers meet in the 76th Iron Bowl on Saturday, Saturday, November 26, at Jordan-Hare Stadium in Auburn. Alabama holds a 40-34-1 lead in a series that dates back to the 1893 season. The Crimson Tide and Tigers first met on Feb. 22, 1893, at Birmingham's Lakeview Park with the Tigers claiming 32-22 victory in the inaugural meeting. Alabama snapped a six-game series losing streak with a 36-0 win in 2008 in Tuscaloosa and followed that up with a come-from-behind 26-20 win in Auburn in 2009 on its way to the school's 13th national championship. Last season, the Tigers came back late to win the game, 28-27, in Tuscaloosa.

**MORE SERIES LORE:** Just about everyone knows of the rich history and tradition associated with the Alabama-Auburn series, but some people may not be aware that the rivalry was discontinued for more than 40 years in the first half of the 20th century. A few seemingly minor disagreements between the teams resulted in the series being cancelled in 1908. It was not resumed until the 1948 season. Though there are myths about fighting and other violence necessitating a dismissal of the series, the truth is that the only problems between the two teams emerged over the referee and per diem money for the players. In winning the 1906 game, Alabama used an offensive formation that Auburn head coach Mike Donahue declared illegal. After Alabama implemented a similar formation in 1907, Auburn insisted that their next meeting be officiated by an umpire from outside the South. Alabama thought this request to be unnecessary and that became the first matter of disagreement between the two schools. The second conflict, which was over per diem, essentially amounted to \$33. Each team was allowed 22 players on its roster. Auburn wanted each player to receive \$3.50, while Alabama thought the amount should be only two dollars. After arguing for several months over these two matters, the teams finally reached a compromise and decided not to play in 1908. By this point, however, their schedules had been set for the season, and neither team's opponents were willing to move. Alabama suggested playing the game after Thanksgiving, but Auburn's Board of Trustees would not allow them to play beyond the holiday. Thus, the game was not played in 1908, and it was not placed on the schedule the following year. Attempts to revive the game in 1911, 1919, 1932 and 1944 all failed. Finally, in the spring of 1948, behind the initiative of Alabama President John Galilee, an agreement was reached to resume the series in Birmingham that fall. Prior to the game, student body presidents Gilis Cammock of Alabama and Willie Johns of Auburn participated in a symbolic "burying of the hatchet" ceremony at Woodrow Wilson Park in Birmingham. The two teams rekindled their rivalry at Legion Field on December 4, 1948, and have played annually since then.

**UA-AU WINNER GETS "FOY TROPHY":** On July 13, 1948, the two circles of Omicron Delta Kappa, a national leadership honor society from Alabama and Auburn, joined together to sponsor a trophy devoted to sportsmanship between the two universities. The ODK-James E. Foy V Sportsmanship Trophy is a tradition which symbolizes the good relationship between the two schools. Originally the trophy was displayed in Birmingham in Loveman's store window the week prior to the football game between the two universities. Then, in a parade preceding the game, the trophy would be carried in a convertible with the Omicron Delta Kappa presidents from each school on either side. The parade was stopped in the 1960s but the trophy has continued to be awarded every year. The trophy is now awarded to the winner at halftime of the Alabama-Auburn basketball game on the winner's home court. The trophy remains in their care until the next year's presentation takes place. In January 1978, the trophy was dedicated to Dean James E. Foy V upon his retirement as the Dean of Student Affairs at Auburn University. He began serving in that position in 1950 after serving as Assistant Dean of Students at the University of Alabama.

**IRON BOWL RANKINGS:** For the 27th time since 1980, at least one team is ranked in the Associated Press Top 25 entering the annual Iron Bowl. Neither team was ranked in 1982, 1998 and 2003. Alabama is No. 2 in the current AP poll and is ranked entering the Iron Bowl for the 38th time in history. The Crimson Tide is 26-11 against the Tigers when ranked in the AP poll. Auburn has been ranked a total of 26 times in Iron Bowl history and has compiled a 19-8 record when ranked in the AP Top 25. The highest ranked team owns a 41-10 record in the series since 1955.

**TELEVISED GAMES:** The 2011 Alabama-Auburn game will be the 37th televised game in the series, dating back to the series' first televised game in 1964. Alabama owns an 19-17 record in the previous 36 TV games. The Alabama-Auburn game is being televised for the 18th consecutive year. CBS Sports will televise its 13th Iron Bowl this season.

**SABAN VERSUS AUBURN:** Alabama head coach Nick Saban is 4-5 in his career against the Auburn Tigers. Saban made his Alabama debut in the Nov. 24, 2007, Iron Bowl at Jordan-Hare Stadium. Saban was 2-3 against the Tigers while the head coach at LSU from 2000-04.

**IRON BOWL COACHING RECORDS:** Former Alabama head coach Paul “Bear” Bryant holds the Iron Bowl record for most games coached (25) and most wins (19). Here is a look at the all-time Iron Bowl coaching records entering the 2011 season.

**All-Time Wins (Alabama-Auburn Series)**

Coach (School)	Years	Total Wins
Paul Bryant (UA)	1958-82	19
Shug Jordan (AU)	1951-75	9
Tommy Tuberville (AU)	1999-06	7
Pat Dye (AU)	1981-92	6
Gene Stallings (UA)	1990-96	5
Red Drew (UA)	1948-54	5

**Alabama Coaching Records vs. Auburn (Win Pct.)**

Coach	Years	Record
Jack Leavenworth	1905	1-0 (.100)
J.W.H. Pollard	1906-07	1-0-1 (.750)
Paul Bryant	1958-82	19-6 (.760)
Gene Stallings	1990-96	5-2 (.714)
Red Drew	1948-54	5-2 (.714)
<b>Nick Saban</b>	<b>2007-Present</b>	<b>2-2 (.500)</b>
Ray Perkins	1983-86	2-2 (.500)
Mike DuBose	1997-2000	2-2 (.500)
Dennis Franchione	2001-02	1-1 (.500)
W.B. Blount	1903-04	1-1 (.500)
Eli Abbott	1893-95, 1902	1-3 (.250)
E.B. Beaumont	1892	0-1 (.000)
M. Griffin	1900	0-1 (.000)
G.H. Harvey	1901	0-1 (.000)
Mike Shula	2003-06	0-4 (.000)
J.B. Whitworth	1955-57	0-3 (.000)
Bill Curry	1987-89	0-3 (.000)

**CROSSING ENEMY LINES:** Auburn alumnus G.H. Harvey is the only person to serve as head football coach at both Auburn and Alabama. He coached Auburn to a 3-0-2 record in his lone season with the Tigers in 1893, included in that record was a 40-16 win over Alabama on Nov. 30 at Montgomery’s Riverside Park. Harvey also served as head coach at Alabama during the 1901 season, compiling 2-1-2 record, which included a 17-0 loss to Auburn in Tuscaloosa on Nov. 15, 1901. Harvey’s combined coaching record with Auburn and Alabama was 5-1-4 in 10 games as head coach. Bill “Brother” Oliver, who played at Alabama in 1960s and then later served as an assistant coach under Bryant and Stallings at Alabama, was Auburn’s interim head coach in 1998. Oliver took over midway through the season for Terry Bowden, who resigned in October, and coached the Tigers to a 2-3 record, including a 31-17 loss to the Crimson Tide.

**ALABAMA SINGLE-GAME RECORDS VS. AUBURN:** Below are the Crimson Tide’s single-game Iron Bowl records.

- Most Pass Attempts:** 55 by Scott Hunter (1969)  
49 by Gary Hollingsworth (1989)  
43 by Freddie Kitchens (1995)
- Most Completions:** 30 by Scott Hunter (1969)
- Most Passing Yards:** 484 by Scott Hunter (1969)  
377 by Greg McElroy (2010)  
340 by Gary Hollingsworth (1989)
- Most Pass Receptions:** 10 by Julio Jones (2010)  
9 by Julio Jones (2009)  
9 by David Bailey (1969)
- Most Receiving Yards:** 199 by Julio Jones (2010)  
187 by David Bailey (1969)

**Most Rushing Attempts:** 42 by Johnny Musso (1970)  
33 by Shaun Alexander (1999)

**Most Rushing Yards:** 233 by Bobby Marlow (1951)  
221 by Johnny Musso (1970)  
204 by Bobby Humphrey (1986)

**Longest Field Goal:** 52 by Van Tiffin (1985)

**Longest KO Return:** 107 by Ray Ogden (1964)  
102 by George Ranager (1969)

**MISCELLANEOUS NOTES**

**39 NATIONAL TV GAMES IN LAST 50 GAMES:** Alabama’s contest at Mississippi State on Nov. 12, marked the 39th nationally-televised game since the start of the 2008 season for the Crimson Tide. This season Alabama has played on CBS three times, while having one game on ABC, two games on ESPN2 and one game each on ESPN on ESPNU. In 2010, Alabama had five games on CBS, three games on ESPN, two games on ESPN2, one on ABC and one on ESPNU. In 2009, UA played two games on ABC, including the BCS National Championship Game, and six games on CBS while ESPN broadcast two more Crimson Tide games. In 2008, Alabama had 10 of its 14 games broadcast nationally, including five games on CBS, three games on ESPN, one on ABC and one on FOX.

**TIDE 47-3 UNDER SABAN WHEN LEADING AT THE HALF:** The Crimson Tide is 47-3 when leading at halftime under head coach Nick Saban. Alabama had a 28-game winning streak snapped in 2010 against LSU. The first two losses came against LSU with the last loss to Auburn in 2010. In 2007, UA held a 20-17 halftime lead before losing, 41-34, on Nov. 3, 2007, at Bryant-Denny Stadium. In 2010, UA led 10-3 at the half before the Tigers rallied for a 24-20 win at Tiger Stadium. The Tide lost 28-27 to Auburn to close out the 2010 season after leading 24-7 at the half. The Crimson Tide is 3-5 under Saban when trailing at halftime and 3-3 when tied at halftime. The three wins when trailing at the half came in a 34-24 win over No. 7 Virginia Tech on Sept. 5, 2009, in Atlanta; a 24-15 victory over No. 9 LSU on Nov. 7, 2009; and a 24-20 win at Arkansas on Sept. 25, 2010. Alabama’s three wins when tied at halftime came at LSU on Nov. 8, 2008, (a 27-21 victory), at Auburn with a 26-21 win on Nov. 27, 2009 and against Tennessee on Oct. 22, 2011 (37-6 victory).

**ALABAMA’S TV RECORD:** Alabama has compiled a 189-126-4 (.599) all-time record in 318 televised games. This does not include pay-per-view, tape-delayed or closed circuit telecasts.

**OVERTIME RECORD:** Alabama is 4-8 (.333) all-time in overtime games. In its last overtime game, the Crimson Tide lost to LSU 9-6 at Bryant-Denny Stadium on Nov. 5, 2011. Alabama has lost seven of its last 10 overtime games. The Crimson Tide is 4-7 (.363) in overtime games against SEC teams. Alabama is 2-5 (.286) in overtime home games. The Crimson Tide is 3-5 (.375) in single-overtime games.

**HUGE CROWDS:** On September 10, at Penn State, Alabama played before the largest crowd ever to witness a Crimson Tide football game as 107,846 fans packed Beaver Stadium in State College, Pa. The Crimson Tide has played in nine games away from home that saw the attendance figure eclipse 100,000, with all but Saturday’s game being played at Neyland Stadium against Tennessee.

**Top 6 Attendance Totals at Alabama Football Games**

107,846 – at Penn State (Sept. 10, 2011)
107,722 – at Tennessee (Oct. 26, 2002)
107,709 – at Tennessee (Oct. 21, 2000)
107,289 – at Tennessee (Oct. 24, 1998)
107,017 – at Tennessee (Oct. 23, 2004)
106,700 – at Tennessee (Oct. 26, 1996)

**FRESHMAN ACADEMICS:** Alabama's 2010 freshman class did more than just excel on the football field, the Crimson Tide placed 11 rookies on the 2011 SEC First-Year Academic Honor Roll, by far the highest total in the SEC - more than double the second-place team. Mississippi State was second with five, while Auburn, Kentucky, South Carolina and Tennessee each had four. Florida and Georgia placed three representatives on the list apiece, and Arkansas, LSU and Vanderbilt all had two members of the honor roll, respectively. Mississippi rounded out the list with one. Alabama freshmen that made the list include: Cade Foster, Jalston Fowler, Corey Grant, Adrian Hubbard, Harrison Jones, Arie Kouandjio, C.J. Mosley, Nick Perry, Brian Vogler, DeAndrew White and Jay Williams. The 2009 freshman class was equally impressive placing 12 on the list, which again was more than double the next-highest SEC institution.

**2010-11 SEC First-Year Academic Honor Roll**

Team	Total
<b>1. ALABAMA</b>	<b>11</b>
2. Mississippi State	5
3. Auburn	4
Kentucky	4
South Carolina	4
Tennessee	4
7. Florida	3
Georgia	3
9. Arkansas	2
LSU	2
Vanderbilt	2
12. Mississippi	1

**2009-10 SEC First-Year Academic Honor Roll**

Team	Total
<b>1. ALABAMA</b>	<b>12</b>
2. Mississippi State	6
3. Mississippi	5
4. Kentucky	4
5. Arkansas	3
South Carolina	3
Tennessee	3
8. Florida	2
Georgia	2
10. Auburn	1
Vanderbilt	1
12. LSU	0

**TOP AIDES:** Alabama's coaching staff was ranked No. 1 in the Yahoo! Sports/Rivals.com Top 10 Football Coaching Staffs list. Following the Tide was Oklahoma, TCU, Virginia Tech, Oregon, Iowa, South Carolina, Penn State, Boise State and Wisconsin. Alabama's leadership on the sidelines and in the booth has a wealth of knowledge across all levels of football. The nine-man staff features a former head coach at the Bowl Subdivision level in Bobby Williams (Michigan State). The staff also has five coaches that have spent time as assistant coaches in the NFL in Mike Groh (Jets), Jim McElwain (Raiders), Kirby Smart (Dolphins), Sal Sunseri (Panthers) and Bobby Williams (Lions and Dolphins).

**CRIMSON TIDE PLAYERS ON NFL ROSTERS:** The Alabama football program is well represented in the NFL as it starts the 2011 season with former players and coaches dotting league rosters. The Tide has 38 former players and coaches working in the NFL this season. Charlie Peprah is the only Alabama player on the defending Super Bowl Champion Green Bay Packers. The Crimson Tide has 25 current NFL players. There are 13 former UA players and/or coaches serving as assistant coaches in the NFL this season. Over the last three years, Alabama has had more NFL first round picks than any other school (seven).

**2011 NFL Rosters**

Player	Pos.	Team
Mark Anderson	DE	Chicago Bears
Javier Arenas	DB	Kansas City Chiefs
Antoine Caldwell	C	Houston Texans
James Carpenter	OL	Seattle Seahawks
Terrence Cody	DT	Baltimore Ravens
Marcell Dareus	DT	Buffalo Bills
Brandon Deaderick	DE	New England Patriots
Wallace Gilberry	DL	Kansas City Chiefs
Roman Harper	DB	New Orleans Saints
Mark Ingram	RB	New Orleans Saints
Kareem Jackson	DB	Houston Texans
Jarret Johnson	LB	Baltimore Ravens
Marquis Johnson	DB	St. Louis Rams
Mike Johnson	OL	Atlanta Falcons

Rashad Johnson	DB	Arizona Cardinals
Julio Jones	WR	Atlanta Falcons
Evan Mathis	OL	Cincinnati Bengals
Le'Ron McClain	FB	Baltimore Ravens
Rolando McClain	LB	Oakland Raiders
Greg McElroy	QB	New York Jets
Charlie Peprah	DB	Green Bay Packers
DeMeco Ryans	LB	Houston Texans
Andre Smith	OL	Cincinnati Bengals
Chavis Williams	LB	Baltimore Ravens
John Parker Wilson	QB	Atlanta Falcons

**NFL Coaches:**

Coach	Team
Bruce Arians	Pittsburgh Steelers
Sylvester Croom	St. Louis Rams
Jeff Fitzgerald	Cincinnati Bengals
Kent Johnson	Cleveland Browns
Amos Jones	Pittsburgh Steelers
Larry Kirksey	Houston Texans
Freddie Kitchens	Arizona Cardinals
John Mitchell	Pittsburgh Steelers
Mike Shula	Carolina Panthers
Mike Solari	San Francisco 49ers
Lance Taylor	New York Jets
Ricky Thomas	Indianapolis Colts
Deshea Townsend	Arizona Cardinals

**NICK'S KIDS:** At Michigan State, head coach Nick Saban and his wife, Terry, started the Nick's Kids Foundation, which the Sabans have continued in Tuscaloosa. Since their arrival at the University of Alabama, the Sabans have helped raise more than \$2 million for "Nick's Kids" that has been distributed to more than 150 charities and organizations throughout the state of Alabama.

**FIRST-TIME STARTERS:** Seven Alabama players have made their first starts for the Crimson Tide this season: wide receiver Kenny Bell, defensive lineman Quinton Dial, wide receiver Brandon Gibson, quarterback AJ McCarron, linebacker Alex Watkins, wide receiver DeAndrew White and defensive end Jesse Williams.

**NEWCOMERS CONTRIBUTE IN 2011:** The Crimson Tide has seen 18 of its newcomers (nine redshirt freshmen, seven true freshmen and two junior college transfers) make appearance thus far in the 2011 season. Among the nine redshirt freshmen were TE Harrison Jones, LB Adrian Hubbard, DL Brandon Ivory, OL Chad Lindsay, OL Austin Shepherd, QB Phillip Sims, RB Blake Sims, TE Brian Vogler and WR DeAndrew White. Alabama's seven true freshmen included S Ha Ha Clinton-Dix, LB Trey DePriest, LB Xzavier Dickson, WR Christian Jones, OL Cyrus Kouandjio, DL Jeffrey Pagan and DB Vinnie Sunseri. DL Quinton Dial and DL Jesse Williams, who are both junior college transfers, have also contributed for Alabama this season.

**PRESEASON ALL-AMERICANS:** Eight Crimson Tide players earned preseason All-America honors from various publications prior to the 2011 season. The list includes Mark Barron, Dont'a Hightower, Barrett Jones, Dre Kirkpatrick, Robert Lester, Trent Richardson, Courtney Upshaw and William Vlachos. Barron was a first-team selection by *Phil Steele*, *Athlon Sports*, *Lindy's*, *Sporting News* and *Playboy*, while Hightower earned first-team honors from *Lindy's*, second-team recognition from *Phil Steele* and third-team distinction from *Athlon Sports*. Jones was a first-team choice from *Phil Steele*, *Athlon Sports*, *Lindy's* and *Sporting News*. Kirkpatrick joined Hightower on the *Athlon Sports* third team, while Lester made his way to the second team of *Phil Steele* and *Lindy's*. Richardson was a first-team pick on *Phil Steele* and *Playboy* and a second-team choice by *Athlon Sports*, *Lindy's* and *Sporting News*. Upshaw was named to *Phil Steele's* third team list as was Vlachos, who also earned third-team recognition from *Athlon Sports*.



**TIDE PLAYERS EARN EARLY ACCOLADES:** Twelve Alabama players were named to 14 different preseason awards watch lists heading into the 2011 season. The players were recognized before the start of the 2011 season as potentially the top players at their position nationally. Trent Richardson led the way for the Tide appearing on five of the 14 lists, while Dont'a Hightower and Courtney Upshaw were named to four of the lists. Mark Barron, Dre Kirkpatrick, Robert Lester, Marquis Maze and William Vlachos appeared on three difference lists, and Darius Hanks and Barrett Jones on two. Rounding out the preseason watch nods were Nico Johnson and Michael Williams, making one list apiece. Barron, Hightower, Kirkpatrick and Upshaw were on the watch list for the Chuck Bednarik Award (best defensive player) and were joined by Lester on the Bronko Nagurski Award (defensive player of the year) list. Richardson was named to many of the overall player and running back award watch lists announced, including the Doak Walker Award (best running back), the Maxwell Award (most outstanding player) and the Walter Camp Award (player of the year). Lester also appeared on the Walter Camp Award list with Richardson. For a complete listing of the preseason watch lists, refer to the chart on page 4.

**TWO TIDE PLAYERS NAMED *PLAYBOY* ALL-AMERICANS:** Alabama landed two players on the 2011 *Playboy Magazine* annual preseason College Football All-America Team. Mark Barron was selected at safety and Trent Richardson at running back. Alabama has had eight Playboy All-Americans in the last four years after Andre Smith was chosen in 2008, Rolando McClain and Javier Arenas were selected in 2009 and Julio Jones and Mark Ingram in 2010.

**RECORD NUMBER OF PRESEASON ALL-SEC SELECTIONS:** The Tide placed a total of 16 players on the Preseason All-SEC team, which is the most in any year in the league. In addition, Alabama's nine first-team selections is the highest for any team in a single season beating out the previous high of eight that was set by Alabama in 2010 and Florida in 2009.

**11TH ANNUAL HERBIE AWARDS:** ESPN college football analyst Kirk Herbstreit unveiled his annual "Herbie Awards" prior to the season. Alabama garnered six different accolades. Junior Trent Richardson was named as one of the best running backs while the Tide linebackers were mentioned as one of the best position units in college football. Sophomore linebacker C.J. Mosley was mentioned as a "Name You'll Know by October" while head coach Nick Saban was named as one of the best defensive minds in the sport. Defensive coordinator Kirby Smart made the list of "See You Next Year: College Head Coaches in 2012". Senior safety Mark Barron was named to the All-Uni Team. Herbstreit also predicted that Alabama will defeat South Carolina to earn the SEC Championship.

**NEW HIRES:** The Alabama football staff features three new assistants in 2011 with the addition of Mike Groh (wide receivers and recruiting coordinator), Chris Rumph (defensive line) and Jeff Stoutland (offensive line). Groh, a former quarterback at Virginia, joined the Crimson Tide after most recently serving as quarterbacks coach at Louisville. Rumph, a four-year letterman at South Carolina, spent the last five seasons as the defensive ends coach at Clemson, while Stoutland served as Miami's offensive line coach from 2007-10.

**SUNSERI FOOTBALL FAMILY:** Alabama assistant head coach Sal Sunseri is joined this season by his youngest son, Vinnie, who has been named one of the Specialists of the Week by the coaching staff five times this season. The Sunseri family tree now spans to two major college football programs as his eldest son, Tino, is in his junior season at Pittsburgh. Tino is in his second season as the starting quarterback and was named a team captain. Sal left his mark on the field as well, earning consensus All-American honors as a senior team captain at Pittsburgh in 1981. In addition, he anchored a Panther defense that led the NCAA in total defense in 1980 and 1981.

**2011 ALABAMA FOOTBALL PARTICIPATION CHART**

	<b>Career G-GS</b>	<b>2011 G-GS</b>	<b>2010 G-GS</b>	<b>2009 G-GS</b>	<b>2008 G-GS</b>	<b>2007 G-GS</b>	<b>Cons. Games</b>	<b>Cons. Starts</b>
Jonathan Atchison	6-0	2-0	4-0	RS	--	--	0	0
Mark Barron	51-37	11-11	12-12	14-14	14-0	--	11	11
Kenny Bell	22-4	11-4	11-0	RS	--	--	11	0
Undra Billingsley	26-0	11-0	13-0	2-0	RS	--	24	0
John Michael Boswell	37-0	9-0	8-0	12-0	8-0	--	0	0
Michael Bowman	5-0	1-0	--	4-0	--	--	0	0
Hardie Buck	24-0	11-0	13-0	--	RS	--	24	0
Josh Chapman	52-23	10-9	13-12	13-0	13-2	3-0	0	0
Ha Ha Clinton-Dix	11-0	11-0	--	--	--	--	11	0
Trey DePriest	11-0	11-0	--	--	--	--	11	0
Quinton Dial	10-1	10-1	--	--	--	--	10	1
Xzavier Dickson	6-0	6-0	--	--	--	--	0	0
D.J. Fluker	21-20	11-11	10-9	RS	--	--	15	14
Cade Foster	24-24 (KO)	11-11	13-13	--	--	--	24	24
Jalston Fowler	22-0	11-0	11-0	--	--	--	18	0
John Fulton	23-0	11-0	12-0	--	--	--	18	0
Nick Gentry	38-0	10-0	13-0	5-0	9-0	1-0	0	0
Brandon Gibson	31-1	11-1	13-0	4-0	3-0	--	24	1
Darius Hanks	44-28	8-8	13-13	14-7	8-0	1-0	0	0
Jerrell Harris	36-11	11-6	9-5	6-0	10-0	--	12	3
Dont'a Hightower	42-40	11-11	13-13	4-4	14-12	--	24	24
Adrian Hubbard	8-0	8-0	--	--	--	--	0	0
Brandon Ivory	3-0	3-0	RS	--	--	--	1	0
Nico Johnson	35-15	11-6	13-7	12-2	--	--	33	3
Kelly Johnson	8-0	8-0	--	--	--	--	2	0
Barrett Jones	37-34	9-9	11-11	14-14	3-0	--	0	0
Christian Jones	11-0	11-0	--	--	--	--	11	0
Harrison Jones	8-0	8-0	RS	--	--	--	0	0
Phelon Jones	18-2	9-0	9-2	--	--	--	1	0
Chris Jordan	41-0	4-0	10-0	13-0	10-0	--	0	0
Dre Kirkpatrick	36-23	11-11	13-12	12-0	--	--	29	14
Arie Kouandjio	2-0	2-0	RS	--	--	--	0	0
Cyrus Kouandjio	7-0	7-0	--	--	--	--	0	0
Eddie Lacy	22-0	10-0	12-0	RS	--	--	5	0
Robert Lester	32-24	11-11	13-13	8-0	RS	--	29	24
Brandon Lewis	7-0	7-0	RS	--	--	--	0	0
Chad Lindsay	2-0	2-0	--	--	--	--	0	0
Tyler Love	14-0	2-0	5-0	6-0	1-0 (RS)	--	0	0
Will Lowery	24-2	11-1	13-1	--	RS	--	24	0
Cody Mandell	23-23	10-10	13-13	--	--	--	0	0
Marquis Maze	52-32	11-10	13-7	14-11	14-4	--	52	2
AJ McCarron	24-11	11-11	13-0	RS	--	--	24	11
Alfred McCullough	29-8	11-4	11-4	6-0	1-0 (RS)	--	18	4
DeQuan Menzie	22-18	11-11	11-7	--	--	--	15	11
Dee Milliner	24-15	11-5	13-10	--	--	--	24	0
C.J. Mosley	22-8	9-5	13-3	--	--	--	5	0
Kevin Norwood	22-0	9-0	13-0	RS	--	--	7	0
Jeffrey Pagan	6-0	6-0	--	--	--	--	1	0
Tana Patrick	14-0	9-0	5-0	RS	--	--	0	0
Nick Perry	15-0	9-0	6-0	--	--	--	10	0
Trent Richardson	36-13	11-11	11-2	14-0	--	--	13	11
Jeremy Shelley	24-23 (PK)	11-10	13-13	1-0	--	--	24	0
Austin Shepherd	7-0	7-0	--	--	--	--	0	0
Blake Sims	6-0	6-0	--	--	--	--	0	0
Phillip Sims	7-0	7-0	--	--	--	--	0	0
Brad Smelley	44-10	11-8	13-0	13-2	7-0	--	33	1
Damion Square	24-17	11-11	13-6	1-0	RS	--	24	11
Anthony Steen	24-11	11-9	13-2	RS	--	--	24	2
Ed Stinson	19-2	11-0	8-2	RS	--	--	12	0
Vinnie Sunseri	11-0	11-0	--	--	--	--	11	0
Carson Tinker	24-24 (SN)	11-11	13-13	RS	--	--	24	24
Chris Underwood	42-1	11-1	13-0	10-0	8-0	--	25	0
Courtney Upshaw	51-22	11-10	13-11	14-1	13-0	--	51	4
William Vlachos	46-38	11-11	13-13	14-14	7-0	1-0	38	38
Brian Vogler	9-0	9-0	--	--	--	--	1	0
Chance Warmack	29-24	11-11	13-13	5-0	--	--	24	24
Alex Watkins	26-1	11-1	12-0	3-0	--	RS	20	0
Ranzell Watkins	2-0	2-0	--	--	--	--	0	0
DeAndrew White	9-2	9-2	--	--	--	--	0	0
Jarrick Williams	9-0	5-0	4-0	--	--	--	1	0
Jesse Williams	11-11	11-11	--	--	--	--	11	11
Kellen Williams	6-0	5-0	1-0	--	--	--	0	0
Michael Williams	38-25	11-10	13-11	14-4	RS	--	38	5

**ALABAMA'S MILESTONE VICTORIES**

<b>Win</b>	<b>Result of Game (Date and Site)</b>	<b>Win</b>	<b>Result of Game (Date and Site)</b>
1	Alabama 56, Birmingham HS 0 Nov. 11, 1892 - Birmingham, Ala.	450	Alabama 17, Southern Mississippi 14 Sept. 28, 1968 - Mobile, Ala.
100	Alabama 49, Mississippi 0 Oct. 11, 1919 - Tuscaloosa, Ala.	500	Alabama 21, LSU 7 Nov. 22, 1973 - Baton Rouge, La.
150	Alabama 34, Florida 0 Nov. 14, 1925 - Montgomery, Ala.	550	Alabama 35, Virginia Tech 0 Oct. 28, 1978 - Tuscaloosa, Ala.
200	Alabama 28, George Washington 6 Oct. 8, 1932 - Washington, D.C.	600	Alabama 28, Southern Mississippi 16 Nov. 12, 1983 - Birmingham, Ala.
250	Alabama 26, Kentucky 6 Oct. 29, 1938 - Lexington, Ky.	650	Alabama 32, LSU 16 Nov. 11, 1989 - Baton Rouge, La.
300	Alabama 54, SW Louisiana 0 Oct. 12, 1946 - Tuscaloosa, Ala.	700	Alabama 23, Mississippi 9 Oct. 21, 1995 - Oxford, Miss.
350	Alabama 33, Georgia 12 Oct. 31, 1953 - Athens, Ga.	750	Alabama 34, Tennessee 14 Oct. 26, 2002 - Knoxville, Tenn.
400	Alabama 36, Miami (FL) 3 Nov. 10, 1962 - Tuscaloosa, Ala.	800	Alabama 30, Mississippi State 10 Nov. 13, 2010 - Tuscaloosa, Ala.

**ALABAMA'S 10-WIN FOOTBALL SEASONS**

<b>Year</b>	<b>Record</b>	<b>Year</b>	<b>Record</b>
1920	10-1	1952	10-2
1971	11-1	1977	11-1
1989	10-2	1999	10-3
1925	10-0	1961	11-0
1972	10-2	1978	11-1
1991	11-1	2002	10-3
1930	10-0	1962	10-2
1973	11-1	1979	12-0
1992	13-0	2008	12-2
1934	10-0	1964	10-1
1974	11-1	1980	10-2
1994	12-1	2009	14-0
1945	10-0	1966	11-0
1975	11-1	1986	10-3
1996	10-3	2010	10-3
		2011	10-1

**BRYANT-DENNY STADIUM  
ALL-TIME OPPONENTS**

<b>Opponent</b>	<b>Record</b>
<b>ARKANSAS</b>	<b>8-2</b>
Arkansas State	1-0
Auburn	1-5
BYU	1-0
Central Florida	0-1
Chattanooga	5-0
Cincinnati	2-0
Clemson	6-0
Duke	1-0
Duquesne	2-0
Florida	7-4
Florida International	2-0
Florida State	2-0
Furman	3-0
Georgia	5-2
<b>GEORGIA SOUTHERN</b>	<b>1-0</b>
Georgia State	1-0
Hawai'i	1-0
Houston	5-0
Howard	9-0
<b>KENT STATE</b>	<b>1-0</b>
Kentucky	7-0
<b>LSU</b>	<b>6-8</b>
Louisiana Monroe	1-1
Louisiana Tech	0-1
Louisville	2-0
Mercer	2-0
Memphis State	4-0
Miami (Fla.)	6-0
Middle Tennessee	1-0
Millsaps	1-0
Mississippi	15-1
Mississippi College	1-0
Mississippi State	34-8-1
North Carolina State	4-0
<b>NORTH TEXAS</b>	<b>4-0</b>
Northern Illinois	0-1
Oglethorpe	1-0
Oklahoma	0-1
Penn State	2-2
Pensacola N.A.S.	1-0
Richmond	1-0
Rutgers	1-0
San Jose State	1-0
Sewanee	1-0
South Carolina	8-1
Southern Mississippi	19-1-1
Southwestern Louisiana	4-0
Southwestern Presbyterian	1-0
Tampa	1-0
Temple	1-0
<b>TENNESSEE</b>	<b>4-3</b>
TCU	0-2
Tulane	2-0
Tulsa	3-0
UCLA	0-1
Utah State	2-0
<b>VANDERBILT</b>	<b>15-1</b>
Villanova	0-1
Virginia Tech	7-0
Washington	1-0
Western Carolina	2-0
Western Kentucky	1-0
Wichita State	1-0

# ALABAMA HEAD COACH NICK SABAN



### Previous Coaching Experience:

Miami Dolphins	Head Coach (2005-06)
LSU	Head Coach (2000-04)
Michigan State	Head Coach (1995-99)
Cleveland Browns	Def. Coordinator (1991-94)
Toledo	Head Coach (1990)
Houston Oilers	Secondary (1988-89)
Michigan State	Defensive Coordinator Secondary (1983-87)

### YEAR-BY-YEAR RECORD

#### Toledo (9-2, .818)

Year	Overall	Conf.	Notes
1990	9-2	7-1	MAC Champs

#### Michigan State (34-24-1, .585)

Year	Overall	Conf.	Notes
1995	6-5-1	4-3-1	Independence Bowl
1996	6-6	5-3	Sun Bowl
1997	7-5	4-4	Aloha Bowl
1998	6-6	4-4	
1999	9-2	6-2	Second Place Big Ten

#### LSU (48-16, .750)

Year	Overall	Conf.	Notes
2000	8-4	5-3	Peach Bowl
2001	10-3	5-3	SEC Champions; Sugar Bowl
2002	8-5	5-3	SEC West Champions
2003	13-1	7-1	BCS National Champions SEC Champions; Sugar Bowl
2004	9-3	6-2	Capital One Bowl

#### Miami Dolphins (15-17, .469)

Year	Overall	Notes
2005	9-7	Dolphins' five-game improvement
2006	6-10	was among NFL's best

#### Alabama (48-12, .800) [53-12, .815]

Year	Overall	Conf.	Notes
2007	%2-6 (7-6)	1-4 (4-4)	Independence Bowl
2008	12-2	8-0	Sugar Bowl
2009	14-0	8-0	BCS National Champions
2010	10-3	5-3	Capital One Bowl Champs
2011	9-1	6-1	

% Five wins later vacated by NCAA.

College: 139-54-1 (.719) [144-54-1, .726]

Total: 154-71-1 (.684) [159-71-1, .690]

- Saban has a 139-54-1 (.719) record as a college head coach to date. He has four conference championships and 13 (did not coach 2000 Capital One Bowl) of his teams have played in postseason bowl games, including a trip to the BCS National Championship following the 2003 and 2009 seasons.

- Saban is the only active coach, and one of only two coaches (former Florida head coach Urban Meyer) to win two BCS National Championships. He is the first to accomplish the feat at two different schools. Saban is one of just two (Bob Stoops, Oklahoma) current Football Bowl Subdivision coach to coach for at least 10 years and not suffer a losing season. In 2009, Saban produced Alabama's first national championship in 17 years by guiding the Crimson Tide to a 14-0 season with dominant wins over Florida in the SEC Championship and Texas in the Citi BCS National Championship. Saban also spent a little time behind the camera during the offseason. He flew to Los Angeles and filmed a pair of ESPN College GameDay commercials and was also featured in a Nike Commercial.

- His most recent college head coaching stint, a five-season run at LSU, produced a record of 48-16 (.750), one national championship (2003), two Southeastern Conference championships, three SEC West Division championships, and a 3-2 record in bowl games including two Sugar Bowl victories and a Peach Bowl win. The Tigers constructed a 28-12 (.700) record against SEC opponents under Saban's guidance. He was named the 2003 National Coach of the Year by the Associated Press and earned both the Paul W. "Bear" Bryant National Coach of the Year Award and the Eddie Robinson Coach of the Year Award by the Football Writers Association of America. Saban was named SEC Coach of the Year twice (by the Birmingham News in 2001 and by the Associated Press in 2003).

- Saban served as head coach at Michigan State from 1995-99, his second stint at the East Lansing school as he also spent 1983-87 as the Spartans' defensive coordinator/secondary coach. After playing in just one bowl game in the previous four years, Michigan State made four postseason appearances in Saban's five years at the helm. Saban led MSU to a 34-24-1 (.585) record as head coach.

- In 1999, Saban led his final Spartans team to a No. 7 national ranking as MSU finished in a tie for second in the Big Ten. The Spartans defeated Notre Dame, Michigan, Ohio State and Penn State in the same year for the first time since 1965 and recorded six wins at home for the first time since the 1912 season. The Spartans' performance that year landed them a spot in the Citrus Bowl. The Spartans led the Big Ten in rushing defense (77.0 yards per game) and total defense (299.0 yards per game) while ranking fifth nationally in rushing defense and 11th in total defense. The Michigan State offense averaged 31.0 points per game.

- Saban's first head coaching position came at the University of Toledo in 1990, as he guided the Rockets to a record of 9-2 that year, finishing as co-champions of the Mid-American Conference. The Rockets ranked among the NCAA leaders in both total defense (12th at 284.8 yards) and scoring defense (16th at 16.2 points), and missed posting an undefeated record by a mere five points.

- A native of Fairmont, W.V., Saban is a 1973 graduate of Kent State University where he earned a bachelor's degree in business. He earned a master's degree in sports administration from Kent State in 1975. Born October 31, 1951, Saban and his wife, the former Terry Constable, have two children, Nicholas and Kristen.

- Saban also is a published author. He co-authored "Tiger Turnaround" in 2001, a book documenting his first two years as head coach at LSU, and co-authored "How Good Do You Want to Be" in 2005, a book that offers real-life principles for success at work and at home.

- At Michigan State, Saban started the "Nick's Kids" Foundation, which the Sabans continue here in Tuscaloosa. Since their arrival at the University of Alabama, the Saban's have helped raise more than \$2 million for "Nick's Kids" that has been distributed to more than 150 charities and organizations throughout the state of Alabama.

- Saban was on the cover of the Sept. 1, issue of Forbes magazine. The article, written by Monte Burke, examines Saban and his guidance of Crimson Tide program. The cover features Saban with Bryant-Denny Stadium in the background. Saban is the first college football coach to be featured on the cover of Forbes since the publication began in 1917.

### SABAN PERSONAL QUICK FACTS

Born:	October 31, 1951
Wife:	Terry
Children:	Nicholas and Kristen
Education:	Kent State Bachelor's Degree Business (1973)
	Kent State Master's Degree Sports Administration (1975)

# SABAN YEAR-BY-YEAR RESULTS

## 1990 - TOLEDO (9-2-0, 7-1 MAC)

Date	Opponent	Score
Sept. 8	at Miami (Ohio)	W, 20-14
Sept. 15	Northern Illinois	W, 23-14
Sept. 22	at Ball State	W, 28-16
Sept. 29	at Ohio	W, 27-20
Oct. 6	Eastern Michigan	W, 37-23
Oct. 13	Bowling Green	W, 19-13
Oct. 20	at Central Michigan	L, 12-13
Oct. 27	Kent State	W, 28-14
Nov. 3	at Western Michigan	W, 37-9
Nov. 10	Navy	L, 10-14
Nov. 17	Arkansas State	W, 43-28

## 1995 - MICHIGAN STATE (6-5-1, 4-3-1 Big 10)

Date	Opponent	Score
Sept. 9	Nebraska	L, 10-50
Sept. 16	at Louisville	W, 30-7
Sept. 23	at Purdue	T, 35-35
Sept. 30	Boston College	W, 25-21
Oct. 7	Iowa (HC)	L, 7-21
Oct. 14	at Illinois	W, 27-21
Oct. 21	Minnesota	W, 34-31
Oct. 28	at Wisconsin	L, 14-45
Nov. 4	Michigan	W, 28-25
Nov. 11	at Indiana	W, 31-13
Nov. 25	Penn State	L, 20-24
Dec. 29	LSU (Independence Bowl)	L, 26-45

## 1996 - MICHIGAN STATE (6-6, 5-3 Big 10)

Date	Opponent	Score
Aug. 31	Purdue	W, 52-14
Sept. 7	at Nebraska	L, 14-55
Sept. 21	Louisville	L, 20-30
Sept. 28	Eastern Michigan	W, 47-0
Oct. 5	at Iowa	L, 30-37
Oct. 12	Illinois (HC)	W, 42-14
Oct. 19	at Minnesota	W, 27-9
Oct. 26	Wisconsin	W, 30-13
Nov. 2	at Michigan	L, 29-45
Nov. 9	Indiana	W, 38-15
Nov. 23	at Penn State	L, 29-32
Dec. 31	Stanford (Sun Bowl)	L, 0-38

## 1997 - MICHIGAN STATE (7-5, 4-4)

Date	Opponent	Score
Sept. 6	Western Michigan	W, 42-10
Sept. 13	Memphis	W, 51-21
Sept. 20	at Notre Dame	W, 23-7
Oct. 4	Minnesota (HC)	W, 31-10
Oct. 11	at Indiana	W, 38-6
Oct. 18	at Northwestern	L, 17-19
Oct. 25	Michigan	L, 7-23
Nov. 1	Ohio State	L, 13-37
Nov. 8	at Purdue	L, 21-22
Nov. 22	at Illinois	W, 27-17
Nov. 29	Penn State	W, 49-14
Dec. 25	Washington (Aloha Bowl)	L, 23-51

## 1998 - MICHIGAN STATE (6-6, 4-4 Big 10)

Date	Opponent	Score
Aug. 29	Colorado State	L, 16-23
Sept. 5	at Oregon	L, 14-48
Sept. 12	Notre Dame	W, 45-23
Sept. 26	at Michigan	L, 17-29
Oct. 3	Central Michigan	W, 38-7
Oct. 10	Indiana (HC) (2 OT)	W, 38-31
Oct. 24	at Minnesota	L, 18-19
Oct. 31	Northwestern	W, 29-5
Nov. 7	at Ohio State	W, 28-24
Nov. 14	Purdue	L, 24-25
Nov. 21	Illinois	W, 41-9
Nov. 28	at Penn State	L, 28-51

## 1999 - MICHIGAN STATE (9-2, 6-2 Big 10)

Date	Opponent	Score
Sept. 2	Oregon	W, 27-20
Sept. 11	Eastern Michigan	W, 51-7
Sept. 18	at Notre Dame	W, 23-13
Sept. 25	at Illinois	W, 27-10
Oct. 2	Iowa (HC)	W, 49-3
Oct. 9	Michigan	W, 34-31
Oct. 16	at Purdue	L, 28-52

Oct. 30	at Wisconsin	L, 10-40
Nov. 6	Ohio State	W, 23-7
Nov. 13	at Northwestern	W, 34-0
Nov. 20	Penn State	W, 35-28

## 2000 - LSU (8-4, 5-3 SEC)

Date	Opponent	Score
Sept. 2	Western Carolina	W, 58-0
Sept. 9	Houston	W, 28-13
Sept. 16	at Auburn	L, 17-34
Sept. 23	Alabama-Birmingham (HC)	L, 10-13
Sept. 30	Tennessee (OT)	W, 38-31
Oct. 7	at Florida	L, 9-41
Oct. 14	Kentucky	W, 34-0
Oct. 21	Mississippi State (OT)	W, 45-38
Nov. 4	Alabama	W, 30-28
Nov. 11	at Mississippi	W, 20-9
Nov. 24	at Arkansas	L, 3-14
Dec. 29	Georgia Tech (Peach Bowl)	W, 28-14

## 2001 - LSU (10-3, 5-3 SEC)

Date	Opponent	Score
Sept. 1	Tulane	W, 48-17
Sept. 8	Utah State	W, 31-14
Sept. 29	at Tennessee	L, 18-26
Oct. 6	Florida	L, 15-44
Oct. 13	at Kentucky	W, 29-25
Oct. 20	at Mississippi State	W, 42-0
Oct. 27	Mississippi	L, 24-35
Nov. 3	at Alabama	W, 35-21
Nov. 10	Middle Tennessee (HC)	W, 30-14
Nov. 23	Arkansas	W, 41-38
Dec. 1	Auburn	W, 27-14
Dec. 8	Tennessee (SEC Championship)	W, 30-21
Jan. 1	Illinois (Sugar Bowl)	W, 47-34

## 2002 - LSU (8-5, 5-3 SEC)

Date	Opponent	Score
Sept. 1	at Virginia Tech	L, 8-26
Sept. 7	The Citadel	W, 35-10
Sept. 14	Miami (Ohio)	W, 33-7
Sept. 28	Mississippi State	W, 31-13
Oct. 5	Louisiana-Lafayette (HC)	W, 48-0
Oct. 12	at Florida	W, 36-7
Oct. 19	South Carolina	W, 38-14
Oct. 26	at Auburn	L, 7-32
Nov. 9	at Kentucky	W, 33-30
Nov. 16	Alabama	L, 0-31
Nov. 23	Mississippi	W, 14-13
Nov. 29	at Arkansas	L, 20-21
Jan. 1	Texas (Cotton Bowl)	L, 20-35

## 2003 - LSU (13-1, 7-1 SEC)

Date	Opponent	Score
Aug. 30	Louisiana-Monroe	W, 49-7
Sept. 6	at Arizona	W, 59-13
Sept. 13	Western Illinois	W, 35-7
Sept. 20	Georgia	W, 17-10
Sept. 27	at Mississippi State	W, 41-6
Oct. 11	Florida	L, 7-19
Oct. 18	at South Carolina	W, 33-7
Oct. 25	Auburn	W, 31-7
Nov. 1	Louisiana Tech (HC)	W, 49-10
Nov. 15	at Alabama	W, 27-3
Nov. 22	at Mississippi	W, 17-14
Nov. 29	Arkansas	W, 55-24
Dec. 6	Georgia (SEC Championship)	W, 34-13
Jan. 4	Oklahoma (BCS Championship)	W, 21-14

## 2004 - LSU (9-3, 6-2 SEC)

Date	Opponent	Score
Sept. 4	Oregon State (OT)	W, 22-21
Sept. 11	Arkansas State	W, 55-3
Sept. 18	at Auburn	L, 9-10
Sept. 25	Mississippi State	W, 55-0
Oct. 2	at Georgia	L, 16-45
Oct. 9	at Florida	W, 24-21
Oct. 23	Troy State (HC)	W, 24-20
Oct. 30	Vanderbilt	W, 24-7
Nov. 13	Alabama	W, 26-10
Nov. 20	Mississippi	W, 27-24
Nov. 26	Arkansas	W, 43-14
Jan. 1	Iowa (Capital One Bowl)	L, 25-30

## 2007 - ALABAMA (2-6, 1-4 SEC) [7-6, 4-4 SEC]

Date	Opponent	Score
Sept. 1	Western Carolina	%W, 52-6
Sept. 8	at Vanderbilt	%W, 24-10
Sept. 15	Arkansas	%W, 41-38
Sept. 22	Georgia (OT)	L, 23-26
Sept. 29	Florida State (Jacksonville)	L, 14-21
Oct. 6	Houston (HC)	%W, 30-24
Oct. 13	at Mississippi	%W, 27-24
Oct. 20	Tennessee	W, 41-17
Nov. 3	LSU	L, 34-41
Nov. 10	at Mississippi State	L, 12-17
Nov. 17	Louisiana-Monroe	L, 14-21
Nov. 25	at Auburn	L, 10-17
Dec. 30	Colorado (Independence Bowl)	W, 30-24

% Later vacated by NCAA ruling.

## 2008 - ALABAMA (12-2, 8-0 SEC)

Date	Opponent	Score
Aug. 30	Clemson (Atlanta)	W, 34-10
Sept. 6	Tulane	W, 20-6
Sept. 13	Western Kentucky	W, 41-7
Sept. 20	at Arkansas	W, 49-14
Sept. 27	at Georgia	W, 41-30
Oct. 4	Kentucky	W, 17-14
Oct. 18	Mississippi	W, 24-20
Oct. 25	at Tennessee	W, 29-9
Nov. 1	Arkansas State (HC)	W, 35-0
Nov. 8	at LSU (OT)	W, 27-21
Nov. 15	Mississippi State	W, 32-7
Nov. 29	Auburn	W, 36-0
Dec. 6	Florida (SEC Championship)	L, 20-31
Jan. 1	Utah (Sugar Bowl)	L, 17-31

## 2009 - ALABAMA (14-0, 8-0 SEC)

Date	Opponent	Score
Sept. 5	Virginia Tech (Atlanta)	W, 34-24
Sept. 12	Florida International	W, 40-14
Sept. 19	North Texas	W, 53-7
Sept. 26	Arkansas	W, 35-7
Oct. 3	at Kentucky	W, 38-20
Oct. 10	at Mississippi	W, 22-3
Oct. 17	South Carolina (HC)	W, 20-6
Oct. 24	Tennessee	W, 12-10
Nov. 7	LSU	W, 24-15
Nov. 14	at Mississippi State	W, 31-3
Nov. 21	Tennessee-Chattanooga	W, 45-0
Nov. 27	at Auburn	W, 26-21
Dec. 5	Florida (SEC Championship)	W, 32-13
Jan. 7	Texas (BCS Championship)	W, 37-21

## 2010 - ALABAMA (10-3, 5-3 SEC)

Date	Opponent	Score
Sept. 4	San Jose State	W, 48-3
Sept. 11	Penn State	W, 24-3
Sept. 18	at Duke	W, 62-13
Sept. 25	at Arkansas	W, 24-20
Oct. 2	Florida	W, 31-6
Oct. 9	at South Carolina	L, 21-35
Oct. 16	Mississippi (HC)	W, 23-10
Oct. 23	at Tennessee	W, 41-10
Nov. 6	at LSU	L, 21-24
ov. 13	Mississippi State	W, 30-10
Nov. 18	Georgia State	W, 63-7
Nov. 26	Auburn	L, 27-28
Jan. 1	Michigan State (Capital One Bowl)	W, 49-7

## 2011 - ALABAMA (10-1, 6-1 SEC)

Date	Opponent	Score
Sept. 3	Kent State	W, 48-7
Sept. 10	at Penn State	W, 27-11
Sept. 17	North Texas	W, 41-0
Sept. 24	Arkansas	W, 38-14
Oct. 1	at Florida	W, 38-10
Oct. 8	Vanderbilt	W, 34-0
Oct. 15	at Mississippi	W, 52-7
Oct. 22	Tennessee	W, 37-6
Nov. 5	LSU (OT)	L, 6-9
Nov. 12	at Mississippi State	W, 24-7
Nov. 19	Georgia Southern	W, 45-21



# The Last Time it Happened ...

## INDIVIDUAL

Kickoff Returned for a Touchdown	Alabama:	Trent Richardson vs. Duke in Durham, Sept. 18, 2010 (91 yards)
	Opponent:	Laron Scott, Georgia Southern in Tuscaloosa, Nov. 19, 2011 (95 yards)
Punt Returned for a Touchdown	Alabama:	Marquis Maze vs. Arkansas in Tuscaloosa, Sept. 24, 2011 (83 yards)
	Opponent:	Prince Miller, Georgia in Athens, Sept. 27, 2008 (92 yards)
Interception Returned for a Touchdown	Alabama:	Courtney Upshaw vs. Florida in Gainesville, Oct. 1, 2011 (45 yards)
	Opponent:	Anthony Johnson, Mississippi State in Starkville, Nov. 10, 2007 (100 yards)
Fumble Return/Recovery for a Touchdown	Alabama:	Courtney Upshaw vs. Kentucky in Lexington, Oct. 3, 2009 (45 yards)
	Opponent:	Randy Kelly, Arkansas in Fayetteville, Sept. 23, 2006 (39 yards)
Blocked Punt Returned for a Touchdown	Alabama:	Brandon Gibson vs. Georgia State in Tuscaloosa, Nov. 18, 2010 (22 yards) - Chavis Williams with block
	Opponent:	Thomas Davis, Georgia in Athens, Oct. 4, 2003 (7 yards)
Blocked FG Returned for a Touchdown	Alabama:	Dont'a Hightower (blk)/Dre Kirkpatrick (ret) vs. Georgia Southern in Tuscaloosa, Nov. 19, 2011 (55)
	Opponent:	David Ginn (blk)/Anwar Stewart (ret), Kentucky in Lexington, Oct. 4, 1997 (68)
Blocked PAT for Two-Point Conversion	Alabama:	Kenny Smith & Kecalf Bailey vs. E. Carolina in Tuscaloosa, Oct. 17, 1998
	Opponent:	Kevin Woods, Northern Illinois in Tuscaloosa, Sept. 20, 2003
Blocked Punt	Alabama:	Chavis Williams vs. Georgia State in Tuscaloosa, Nov. 18, 2010
	Opponent:	Montario Hardesty, Tennessee in Knoxville, Oct. 25, 2008
Blocked PAT	Alabama:	Kenny Smith vs. LSU in Baton Rouge, Nov. 4, 2000
	Opponent:	Mike McNeil, Auburn in Tuscaloosa, Nov. 29, 2008
Blocked Field Goal	Alabama:	Dont'a Hightower vs. Georgia Southern in Tuscaloosa, Nov. 19, 2011
	Opponent:	Bennie Logan, LSU in Tuscaloosa, Nov. 5, 2011
300 Yards Total Offense	Alabama:	367, Greg McElroy vs. Auburn in Tuscaloosa, Nov. 26, 2010
	Opponent:	350, Ryan Mallett, Arkansas in Fayetteville, Sept. 25, 2010
400 Yards Total Offense	Alabama:	457, Scott Hunter vs. Auburn in Birmingham, Nov. 29, 1969 (484 passing, -27 rushing)
	Opponent:	540, Rohan Davey, LSU in Tuscaloosa, Nov. 3, 2001 (528 passing, 12 rushing)
100 Yards Rushing	Alabama:	175, Trent Richardson vs. Georgia Southern in Tuscaloosa, Nov. 19, 2011
	Opponent:	153, Dominique Swope, Georgia Southern in Tuscaloosa, Nov. 19, 2011
200 Yards Rushing	Alabama:	246, Mark Ingram vs. South Carolina in Tuscaloosa, Oct. 17, 2009 (25 carries)
	Opponent:	204, Cadallic Williams, Auburn in Auburn, Nov. 22, 2003
250 Yards Rushing	Alabama:	291, Shaun Alexander vs. LSU in Baton Rouge, Nov. 9, 1996
	Opponent:	256, Bo Jackson, Auburn in Birmingham, Dec. 3, 1983
300 Yards Rushing	Alabama:	Has not occurred
	Opponent:	Has not occurred
Three Rushing Touchdowns	Alabama:	Trent Richardson vs. North Texas in Tuscaloosa, Sept. 17, 2011
	Opponent:	DeShaun Foster, UCLA in Los Angeles, Sept. 2, 2000
Four Rushing Touchdowns	Alabama:	Trent Richardson vs. Mississippi in Oxford, Oct. 15, 2011
	Opponent:	N/A
Five Rushing Touchdowns	Alabama:	Santonio Beard vs. Mississippi in Tuscaloosa, Oct. 12, 2002
	Opponent:	N/A
Two 100-Yard Rushers	Alabama:	Trent Richardson (183) and Jalston Fowler (125) vs. Mississippi in Oxford, Oct. 15, 2011
	Opponent:	Marion Barber (187) and Laurence Maroney (105), Minnesota in Nashville, Dec. 31, 2004
Three or More 100-Yard Rushers	Alabama:	4 (James Taylor, 142; Wilbur Jackson, 138; Calvin Culliver, 127; Richard Todd, 102), vs. Virginia Tech in Tuscaloosa, Oct. 27, 1973
	Opponent:	Has not occurred



# The Last Time it Happened ...

300 Yards Passing	Alabama:	377, Greg McElroy vs. Auburn in Tuscaloosa, Nov. 26, 2010
	Opponent:	357, Ryan Mallett, Arkansas in Fayetteville, Sept. 25, 2010
400 Yards Passing	Alabama:	484, Scott Hunter vs. Auburn in Birmingham, Nov. 29, 1969
	Opponent:	401, Danny Wuerffel, Florida in Atlanta, Dec. 7, 1996
500 Yards Passing	Alabama:	Has not occurred
	Opponent:	528, Rohan Davey, LSU in Tuscaloosa, Nov. 3, 2001
Three Passing Touchdowns	Alabama:	AJ McCarron vs. Georgia Southern in Tuscaloosa, Nov. 19, 2011
	Opponent:	Stephen Garcia, South Carolina in Columbia, Oct. 9, 2010
Four Passing Touchdowns	Alabama:	AJ McCarron vs. Vanderbilt in Tuscaloosa, Oct. 8, 2011
	Opponent:	Jason Whieldon, Hawai'i in Honolulu, Nov. 29, 2003
Five Passing Touchdowns	Alabama:	Gary Hollingsworth, vs. Mississippi in Oxford, Nov. 4, 1989
	Opponent:	Has not occurred
Six Passing Touchdowns	Alabama:	Has not occurred
	Opponent:	Danny Wuerffel, Florida in Atlanta, Dec. 7, 1996
Three Interceptions Thrown	Alabama:	John Parker Wilson vs. Florida in Gainesville, Sept. 30, 2006
	Opponent:	Ryan Mallett, Arkansas in Fayetteville, Sept. 25, 2010
Four Interceptions Thrown	Alabama:	Andrew Zow vs. Central Florida in Tuscaloosa, Oct. 28, 2000
	Opponent:	Drew Little, Georgia State in Tuscaloosa, Nov. 18, 2010
Five Interceptions Thrown	Alabama:	Jeff Rutledge vs. Nebraska in Lincoln, Sept. 17, 1977
	Opponent:	Kent Austin, Ole Miss in Tuscaloosa, Sept. 17, 1983
10 or More Receptions in a Game	Alabama:	10, Julio Jones vs. Auburn in Tuscaloosa, Nov. 26, 2010
	Opponent:	12, Freddie Brown, Utah in New Orleans, Jan. 2, 2009
100 Yards Receiving	Alabama:	106, Marquis Maze vs. Tennessee in Tuscaloosa, Oct. 22, 2011
	Opponent:	125, Rueben Randle, LSU in Baton Rouge, Nov. 6, 2010
200 Yards Receiving	Alabama:	221, Julio Jones vs. Tennessee in Knoxville, Oct. 23, 2010
	Opponent:	293, Josh Reed, LSU in Tuscaloosa, Nov. 3, 2001
Two 100-Yard Receivers	Alabama:	Antonio Carter (104) & Freddie Milons (124) vs. UCLA in Tuscaloosa, Sept. 1, 2001
	Opponent:	Josh Reed (293) & Michael Clayton (126), LSU in Tuscaloosa, Nov. 3, 2001
Four or More Field Goals in a Game	Alabama:	4, Leigh Tiffin vs. Tennessee in Tuscaloosa, Oct. 24, 2009
	Opponent:	4, Javier Beorlegui, Central Florida in Tuscaloosa, Oct. 28, 2000
50-Yard or Longer Field Goal	Alabama:	50, Leigh Tiffin vs. Tennessee in Tuscaloosa, Oct. 24, 2009
	Opponent:	52, Taylor Begley, Kentucky in Lexington, Oct. 9, 2004
Two Interceptions in a Game	Alabama:	Robert Lester vs. Mississippi State in Tuscaloosa, Nov. 13, 2010
	Opponent:	Robert Johnson, Utah in New Orleans, Jan. 2, 2009
Three Interceptions in a Game	Alabama:	Rashad Johnson vs. LSU in Baton Rouge, Nov. 8, 2008
	Opponent:	Has not occurred
Three Quarterback Sacks in a Game	Alabama:	Courtney Upshaw vs. Auburn in Tuscaloosa, Nov. 26, 2010
	Opponent:	Stevenson Sylvester, Utah in New Orleans, Jan. 2, 2009
Four Quarterback Sacks in a Game	Alabama:	Derrick Thomas vs. Kentucky in Lexington, Oct. 1, 1988
	Opponent:	Has not occurred
Five Quarterback Sacks in a Game	Alabama:	Derrick Thomas vs. Texas A&M in College Station, Dec. 1, 1988
	Opponent:	Has not occurred



# The Last Time it Happened ...

## TEAM

Shutout (Defensive)	Alabama:	vs. Vanderbilt (34-0), Oct. 8, 2011
	Opponent:	Auburn (9-0) in Tuscaloosa, Nov. 18, 2000
Safety	Alabama:	vs. South Carolina in Columbia, Oct. 9, 2010 (bad snap, thrown out of the back of the end zone)
	Opponent:	vs. LSU in Tuscaloosa, Nov. 7, 2009 (McElroy intentional grounding in end zone)
Held to No Offensive Touchdowns	Alabama:	vs. LSU in Tuscaloosa, Nov. 5, 2011
	Opponent:	LSU in Tuscaloosa, Nov. 5, 2011
30 First Downs in a Game	Alabama:	30 vs. San Jose State in Tuscaloosa, Sept. 4, 2010
	Opponent:	30 by LSU in Tuscaloosa, Nov. 2, 2001
Held Under 10 First Downs	Alabama:	8 vs. LSU in Baton Rouge, Nov. 13, 2004
	Opponent:	9 by Mississippi State in Starkville, Nov. 12, 2011
450-499 Yards Total Offense	Alabama:	462 vs. Georgia Southern in Tuscaloosa, Nov. 19, 2011 (190 passing, 272 rushing)
	Opponent:	475 by LSU in Tuscaloosa, Nov. 3, 2007 (388 passing, 87 rushing)
500-599 Yards Total Offense	Alabama:	586 vs. North Texas in Tuscaloosa, Sept. 17, 2011 (239 passing, 347 rushing)
	Opponent:	519 by Auburn in Auburn, Nov. 22, 2003 (270 passing, 249 rushing)
600-699 Yards Total Offense	Alabama:	615 vs. Mississippi in Oxford, Oct. 15, 2011 (226 passing, 389 rushing)
	Opponent:	611, by LSU in Tuscaloosa, Nov. 3, 2001 (528 passing, 83 rushing)
700+ Yards Total Offense	Alabama:	Has not occurred
	Opponent:	Has not occurred
800 Yards Total Offense	Alabama:	833 vs. Virginia Tech in Tuscaloosa, Oct. 27, 1973 (748 rushing, 85 passing)
	Opponent:	Has not occurred
Held Under 200 Yards Total Offense in a Game	Alabama:	172 vs. Tulane in Tuscaloosa, Sept. 13, 2008 (73 passing, 99 rushing)
	Opponent:	131 by Mississippi State in Starkville, Nov. 12, 2011 (119 passing, 12 rushing)
300 Yards Rushing in a Game	Alabama:	389 vs. Mississippi in Oxford, Oct. 15, 2011
	Opponent:	302 by Georgia Southern in Tuscaloosa, Nov. 19, 2011
400 Yards Rushing in a Game	Alabama:	435 vs. Tulane in Birmingham, Oct. 10, 1992
	Opponent:	485 by Southern California in Birmingham, Sept. 12, 1970
450 Yards Rushing in a Game	Alabama:	458 vs. Mississippi in Jackson, Miss., Sept. 20, 1980
	Opponent:	485 by Southern California in Birmingham, Sept. 12, 1970
500 Yards Rushing in a Game	Alabama:	514 vs. Mississippi State in Starkville, Nov. 1, 1986
	Opponent:	Has not occurred
600 Yards Rushing in a Game	Alabama:	748 vs. Virginia Tech in Tuscaloosa, Oct. 27, 1973
	Opponent:	Has not occurred
700 Yard Rushing in a Game	Alabama:	748 vs. Virginia Tech in Tuscaloosa, Oct. 27, 1973
	Opponent:	Has not occurred
Held Under 100 Yards Rushing in a Game	Alabama:	96 vs. LSU in Tuscaloosa, Nov. 5, 2011
	Opponent:	12 by Mississippi State in Starkville, Nov. 12, 2011
Negative Yards Rushing in a Game	Alabama:	Has not occurred
	Opponent:	-9 by Kent State in Tuscaloosa, Sept. 3, 2011
300 Yards Passing	Alabama:	377 vs. Auburn in Tuscaloosa, Nov. 26, 2010
	Opponent:	357 by Arkansas in Fayetteville, Sept. 25, 2010
400 Yards Passing	Alabama:	484 vs. Auburn in Birmingham, Nov. 29, 1969
	Opponent:	400 by Louisiana Tech in Birmingham, Sept. 18, 1999





# The Last Time it Happened ...

500 Yards Passing	Alabama:	Has not occurred
	Opponent:	528 by LSU in Tuscaloosa, Nov. 3, 2001
Held Under 100 Yards Passing	Alabama:	58 vs. Texas in Pasadena, Jan. 7, 2010
	Opponent:	29 by Georgia Southern in Tuscaloosa, Nov. 19, 2011
200 Yards in Punt Returns	Alabama:	204 vs. LSU in Baton Rouge, Nov. 10, 1947
	Opponent:	Has not occurred
200 Yards in Kickoff Returns	Alabama:	250 vs. Boston College in Birmingham, Sept. 8, 1984
	Opponent:	243 (8) by Virginia Tech in Atlanta, Sept. 5, 2009
Scored 50 Points in a Game	Alabama:	52 vs. Mississippi in Oxford, Oct. 15, 2011
	Opponent:	51 by Tennessee in Tuscaloosa, Oct. 26, 2003
Scored 60 Points in a Game	Alabama:	63 vs. Georgia State in Tuscaloosa, Nov. 18, 2010
	Opponent:	Has not occurred
Scored 70 Points in a Game	Alabama:	77 vs. Virginia Tech in Tuscaloosa, Oct. 27, 1973
	Opponent:	78 by Vanderbilt in Nashville, Oct. 20, 1906
Scored 80 Points in a Game	Alabama:	89 vs. Delta State in Tuscaloosa, Sept. 21, 1950
	Opponent:	Has not occurred
Scored 90 or More Points in a Game	Alabama:	110 vs. Marion Institute in Tuscaloosa, Sept. 30, 1922
	Opponent:	Has not occurred
Four Interceptions Thrown in a Game	Alabama:	vs. Kent State in Tuscaloosa, Sept. 3, 2011 (AJ McCarron, 2; Phillip Sims, 2)
	Opponent:	by Georgia State in Tuscaloosa, Nov. 18, 2010
Five Interceptions Thrown in a Game	Alabama:	vs. Penn State in Tuscaloosa, Oct. 29, 1990 (Gary Hollingsworth, 4; Danny Woodson, 1)
	Opponent:	by Mississippi in Tuscaloosa, Sept. 17, 1983 (Kent Austin, 5)
Five or More Quarterback Sacks in a Game	Alabama:	5 vs. Michigan State in Orlando, Jan. 1, 2011
	Opponent:	5 by Auburn in Tuscaloosa, Nov. 26, 2011
Five or More Fumbles	Alabama:	7 vs. South Carolina in Columbia, Sept. 29, 2001 (lost two)
	Opponent:	5 by South Carolina in Columbia, Sept. 17, 2005 (lost one)
40 Minutes Time of Possession	Alabama:	41:13, vs. Clemson in Atlanta, Aug. 30, 2008
	Opponent:	N/A
Five Turnovers	Alabama:	vs. Kent State in Tuscaloosa, Sept. 2, 2011
	Opponent:	by Georgia State in Tuscaloosa, Nov. 18, 2010
Six Turnovers	Alabama:	vs. Arkansas in Tuscaloosa, Sept. 25, 1999
	Opponent:	by Tennessee in Knoxville, Oct. 26, 2002
Penalized for 100 Yards	Alabama:	113 vs. South Carolina in Tuscaloosa, Oct. 17, 2009
	Opponent:	106 by Mississippi in Tuscaloosa, Oct. 17, 2010
Penalized for Less Than 20 Yards	Alabama:	19 yards vs. North Texas in Tuscaloosa, Sept. 17, 2011
	Opponent:	0 by Mississippi in Oxford, Oct. 15, 2011
15 or More Penalties	Alabama:	16 vs. Middle Tennessee in Tuscaloosa, Aug. 31, 2002
	Opponent:	15 by Mississippi State in Starkville, Nov. 11, 2000
Recovered On-side Kick	Alabama:	vs. Tennessee in Tuscaloosa, Oct. 20, 2007 (Christensen kick/Waldrop recovery)
	Opponent:	by Texas in Pasadena, Jan. 7, 2010

# CRIMSON TIDE SPORTS NETWORK

The multimedia rights holder for the University of Alabama is Crimson Tide Sports Marketing. CTSM is a joint venture of Learfield Communications of Jefferson City, Missouri, and IMG College, based in Winston Salem, North Carolina. Jim Carabin serves as the network's general manager. Tom Roberts is the Director of Broadcasting. CTSM may be reached by calling 205-348-9600.

Alabama Football on Radio and TV

- Live Radio: Crimson Tide Sports Network (60-plus stations)  
XM Satellite Radio (Channel 199); Sirius (Channel 219)
- Live TV: CBS - 2:30 p.m.  
Verne Lundquist, Gary Danielson, Tracy Wolfson
- Replay TV: CSS Replay - Sunday at 8 p.m.

CTSM Media Services (vs. Auburn)

- Monday, Nov. 21  
CTSM Weekly FTP Feed  
Video is posted when available in 16x9 and 4x3 formats as mpeg2 files. To access the FTP site: Go to Blast.DragonFlyAthletics.com and login. Username: media Password: MediaPass1 (both are case sensitive)  
Choose Southeastern Conference  
Choose University of Alabama  
Choose Sport
- Wednesday, Nov. 13, 7 p.m.  
"Nick Saban Show" at Buffalo Wild Wings
- Saturday, Nov. 26, 11:30 a.m. CT  
Around the SEC  
Join Chris Stewart, Tyler Watts and Todd Robbins from Wings U
- 12:30 a.m. CT  
Crimson Tide Tailgate Show  
Tom Roberts and Phil Savage preview today's game
- 1:50 p.m. CT  
"Nick Saban Show"  
Eli Gold chats with head coach Nick Saban about the game
- 2 p.m. CT  
Alabama Football Pregame Show with Eli Gold and Phil Savage and Chris Stewart
- 2:30 p.m. CT  
Alabama at Auburn
- 6 p.m. CT  
Regions Bank 5th Quarter Show  
Postgame interviews from the Alabama locker room ... game analysis stats and more ... postgame party with Chris Stewart and Todd Robbins, live from Wings U.

## CTSN RADIO AFFILIATES

- Alexander City ..... WBNM-AM 1050
- Alexander City ..... WBNM-AM 1050
- Anniston ..... WHMA-FM 95.5
- Apalachicola, Fla. .... WFCT-FM 105.5
- Arab ..... WAFN-FM 92.7
- Ashland..... WCKF-FM 100.7
- Auburn ..... WMXA-FM 96.7
- Birmingham..... WJOX-FM 94.5
- ..... WJOX-AM 690
- Brewton..... WKNU-FM 106.3
- Butler ..... WPRN-FM 107.7
- Centre ..... WEIS 990/100.5
- Chattanooga, Tenn..... WUUQ-FM 97.3/99.3
- Clanton, Ala. .... WHPH-FM 97.7
- Columbia, Tenn. .... WMRB-AM 910
- Columbus, Ga. .... WEAM-AM 1580
- Columbus, Miss. .... WSSO-AM 980
- ..... 1230, 1400
- Corinth, Miss. .... WADI-FM 95.3
- Cullman..... WJDN-AM 1460
- Decatur..... WWTM-AM 1400
- Dothan..... WAGF-AM 1320
- ..... WAGF-FM 101.3
- Fayette ..... WLDX-AM 990
- Florence..... WYTK-FM 93.9
- Fort Payne ..... WFPA-AM 1400
- Ft. Walton Beach, Fla..... WTKE-FM 98.1
- Gadsden ..... WAAX-AM 570
- Georgiana ..... WFXX-FM 107.7
- Haleyville ..... WJBB-AM 1230
- Huntsville..... WUMP-AM 730
- ..... WVNN-AM 770
- ..... WVNN-FM 92.5
- Jackson, Ala..... WHOD-FM 94.5
- Jackson, Miss. .... WJFN-AM 970
- Jasper ..... WJLX 1240/101.5
- Lewisburg, Tenn. .... WAXO-AM 1220
- Linden..... WINL-FM 98.5
- Mobile..... WZEW-FM 92.1
- Monroeville ..... WMFC-AM 1360
- ..... WMFC-FM 99.3
- Montgomery ..... WAFX-FM 95.1
- Opp ..... WAMI-FM 102.3
- Panama City, Fla. .... WBPC-FM 95.1
- Pell City ..... WFHK-AM 1430
- Pensacola, Fla. .... WTKE-FM 98.1
- Russellville..... WGOL-AM 920
- Scottsboro..... WKEA-FM 98.3
- ..... WWIC-AM 1050
- Selma ..... WHBB-AM 1490
- ..... WDXX-FM 100.1
- Spartanburg, S.C. .... WASC-AM 1530
- Tallahassee ..... WACQ-AM 1130
- Tuscaloosa..... WFFN-FM 95.3
- ..... WTSK-AM 790
- Vernon..... WJEC-FM 106.5
- West Point, Ga. .... WCJM-FM 100.9
- Winfield ..... WKXM-AM 1300
- ..... WKXM-FM 97.7

# 2011 Alabama Roster

NUMERICAL ROSTER			No.	Name	Pos.	Class	Ht.	Wt.	Exp.	Hometown/Last School
2	Tana Patrick	LB	19	Jonathan Atchison	LB	Soph.	6-3	240	SQ	Atlanta, Ga./Douglass
2	DeAndrew White	WR	4	Mark Barron	DB	Sr.	6-2	218	3L	Mobile, Ala./St. Paul's
3	Trent Richardson	RB	86	Undra Billingsley	DL	Jr.	6-2	288	1L	Birmingham, Ala./Woodlawn
3	Vinnie Sunseri	DB/LB	7	Kenny Bell	WR	Soph.	6-1	175	1L	Rayville, La./Rayville
4	Mark Barron	DB	93	Chris Bonds	DL	Soph.	6-4	269	SQ	Columbia, S.C./Richland Northeast
4	Marquis Maze	WR	67	John Michael Boswell	OL	Sr.	6-5	300	3L	Northport, Ala./Tuscaloosa County
5	Ronald Carswell	WR	88	Michael Bowman	WR	Soph.	6-4	225	1L	Rossville, Ga./Ridgeland
5	Jerrell Harris	LB	81	Hardie Buck	WR	Jr.	5-9	190	1L	Birmingham, Ala./Vestavia Hills
6	Ha Ha Clinton-Dix	DB	21	Brent Calloway	RB	Fr.	6-1	217	HS	Russellville, Ala./Russellville
6	Blake Sims	ATH	20	Nate Carlson	TE	Jr.	6-4	236	TR	Birmingham, Ala./Briarwood Christian/Air Force
7	Kenny Bell	WR	5	Ronald Carswell	WR	Fr.	6-0	180	HS	Macon, Ga./Westside
8	Duron Carter	WR	8	Duron Carter	WR	Jr.	6-4	210	TR	Fort Lauderdale, Fla./Ohio State/Coffeyville CC
8	Jeffrey Pagan	DL	25	Caleb Castille	DB	Fr.	5-11	170	RS	Birmingham, Ala./Briarwood Christian
9	Phelon Jones	DB	99	Josh Chapman	DL	Sr.	6-1	310	3L	Hoover, Ala./Hoover
10	AJ McCarron	QB	6	Ha Ha Clinton-Dix	DB	Fr.	6-1	203	HS	Orlando, Fla./Dr. Phillips
10	John Fulton	DB	33	Trey DePriest	LB	Fr.	6-2	242	HS	Springfield, Ohio/Springfield
11	Brandon Gibson	WR	90	Quinton Dial	DL	Jr.	6-6	294	JC	Pinson, Ala./Clay-Chalkville/ East Mississippi CC
11	Ranzell Watkins	DB	47	Xzavier Dickson	LB	Fr.	6-3	240	HS	Griffin, Ga./Griffin
12	Phillip Ely	QB	40	DeMarcus DuBose	LB	Sr.	6-1	240	SQ	Montgomery, Ala./Jefferson Davis
14	Phillip Sims	QB	12	Phillip Ely	QB	Fr.	6-1	187	HS	Tampa, Fla./Plant
15	Darius Hanks	WR	85	Malcolm Faciane	TE	Fr.	6-5	259	HS	Picayune, Miss./Picayune Memorial
16	Bradley Sylve	WR	44	LaMichael Fanning	DL	Fr.	6-7	275	HS	Hamilton, Ga./Harris County
17	Brad Smelley	TE	76	D.J. Fluker	OL	Soph.	6-6	335	1L	Foley, Ala./Foley
18	Morgan Ogilvie	QB	43	Cade Foster	PK	Soph.	6-1	216	1L	Southlake, Texas/Southlake Carroll
19	Jonathan Atchison	LB	45	Jalston Fowler	RB	Soph.	6-1	246	1L	Mobile, Ala./Vigor
20	Nate Carlson	TE	10	John Fulton	DB	Soph.	6-0	187	1L	Manning, S.C./Manning
20	Jarrick Williams	DB	58	Nick Gentry	DL	Sr.	6-1	284	3L	Prattville, Ala./Prattville
21	Brent Calloway	RB	11	Brandon Gibson	WR	Sr.	6-2	194	2L	Mobile, Ala./UMS-Wright
21	Dre Kirkpatrick	DB	15	Darius Hanks	WR	Sr.	6-0	185	3L	Norcross, Ga./Norcross
22	Christion Jones	WR	5	Jerrell Harris	LB	Sr.	6-3	242	3L	Gadsden, Ala./Gadsden City
24	Nathan McAlister	WR	30	Dont'a Hightower	LB	Jr.	6-4	260	3L	Lewisburg, Tenn./Marshall County
24	DeQuan Menzie	DB	32	Ben Howell	RB	Jr.	5-9	202	SQ	Gordo, Ala./Gordo
25	Caleb Castille	DB	42	Adrian Hubbard	LB	Fr.	6-6	237	RS	Lawrenceville, Ga./Norcross
25	Danny Woodson Jr.	WR	62	Brandon Ivory	DL	Fr.	6-4	308	RS	Memphis, Tenn./East
26	Jabriel Washington	DB	31	Kelly Johnson	SN	Sr.	6-3	230	SQ	Bluffton, S.C./Providence Day
27	Nick Perry	DB	35	Nico Johnson	LB	Jr.	6-3	245	2L	Andalusia, Ala./Andalusia
28	Dee Milliner	DB	75	Barrett Jones	OL	Jr.	6-5	311	2L	Germantown, Tenn./Evangelical Christian
29	Will Lowery	DB	22	Christian Jones	WR	Fr.	5-11	175	HS	Adamsville, Ala./Minor
29	Cody Mandell	P	82	Harrison Jones	TE	Fr.	6-4	248	RS	Germantown, Tenn./Evangelical Christian
30	Dont'a Hightower	LB	9	Phelon Jones	DB	Sr.	5-11	194	1L	Mobile, Ala./McGill-Toolen/LSU
31	Kelly Johnson	SN	36	Chris Jordan	LB	Sr.	6-3	240	3L	Brentwood, Tenn./Brentwood Academy
32	Ben Howell	RB	70	Ryan Kelly	OL	Fr.	6-5	281	HS	West Chester, Ohio/Lakota West
32	C.J. Mosley	LB	21	Dre Kirkpatrick	DB	Jr.	6-3	192	2L	Gadsden, Ala./Gadsden City
33	Trey DePriest	LB	71	Cyrus Kouandjio	OL	Fr.	6-6	322	HS	Hyattsville, Md./DeMatha Catholic
35	Nico Johnson	LB	59	Arie Kouandjio	OL	Fr.	6-5	309	RS	Beltsville, Md./DeMatha Catholic
36	Chris Jordan	LB	42	Eddie Lacy	RB	Soph.	6-0	220	1L	Geismar, La./Dutchtown
37	Robert Lester	DB	37	Robert Lester	DB	Jr.	6-2	210	2L	Foley, Ala./Foley
40	DeMarcus DuBose	LB	95	Brandon Lewis	TE	Jr.	6-3	288	RS	Pleasant Grove, Ala./East Mississippi CC
41	Courtney Upshaw	LB	78	Chad Lindsay	OL	Fr.	6-2	287	RS	The Woodlands, Texas/The Woodlands
42	Adrian Hubbard	LB	72	Tyler Love	OL	Jr.	6-6	307	2L	Mountain Brook, Ala./Mountain Brook
42	Eddie Lacy	RB	51	Wilson Love	DL	Fr.	6-3	276	HS	Mountain Brook, Ala./Mountain Brook
43	Cade Foster	PK	29	Will Lowery	DB	Jr.	5-10	180	1L	Hoover, Ala./Hoover
44	LaMichael Fanning	DL	68	Issac Luatua	OL	Fr.	6-2	299	HS	La Mirada, Calif./La Mirada

# 2011 Alabama Roster

## NUMERICAL ROSTER

	No.	Name	Pos.	Class	Ht.	Wt.	Exp.	Hometown/Last School		
44	Jay Williams	P	29	Cody Mandell	P	Soph.	6-4	202	1L	Lafayette, La./Acadiana
45	Jalston Fowler	LB	4	Marquis Maze	WR	Sr.	5-10	180	3L	Birmingham, Ala./Tarrant
46	William Strickland	WR	4	Nathan McAlister	WR	Soph.	5-11	165	SQ	Russellville, Ala./Russellville
47	Xzavier Dickson	LB	10	AJ McCarron	QB	Soph.	6-4	205	1L	Mobile, Ala./Saint Paul's Episcopal School
49	Ed Stinson	DL	52	Alfred McCullough	OL	Sr.	6-2	311	2L	Athens, Ala./Athens
51	Wilson Love	DL	24	DeQuan Menzie	DB	Sr.	6-0	198	1L	Columbus, Ga. /Carver/Copiah-Lincoln JC
51	Carson Tinker	ST	28	Dee Milliner	DB	Soph.	6-1	196	1L	Millbrook, Ala./Stanhope Elmore
52	Alfred McCullough	OL	56	William Ming	DL	Soph.	6-3	283	SQ	Athens, Ala./Athens
53	Anthony Orr	DL	32	C.J. Mosley	LB	Soph.	6-2	234	1L	Theodore, Ala./Theodore
54	Jesse Williams	DL	83	Kevin Norwood	WR	Soph.	6-2	193	1L	D'Iberville, Miss./D'Iberville
56	William Ming	DL	18	Morgan Ogilvie	QB	Jr.	6-0	198	RS	Mountain Brook, Ala./Mountain Brook
57	D.J. Pettway	DL	53	Anthony Orr	DL	Fr.	6-4	258	RS	Madison, Ala./Sparkman
58	Nick Gentry	DL	8	Jeffrey Pagan	DL	Fr.	6-4	272	HS	Asheville, N.C./Asheville
59	Arie Kouandjio	OL	2	Tana Patrick	LB	Soph.	6-3	236	1L	Bridgeport, Ala./North Jackson
61	Anthony Steen	OL	27	Nick Perry	DB	Soph.	6-1	205	1L	Prattville, Ala./Prattville
62	Brandon Ivory	DL	57	D.J. Pettway	DL	Fr.	6-2	272	HS	Pensacola, Fla./Pensacola Catholic
63	Kellen Williams	OL	3	Trent Richardson	RB	Jr.	5-11	224	2L	Pensacola, Fla./Escambia
65	Chance Warmack	OL	90	Jeremy Shelley	PK	Jr.	5-10	165	1L	Raleigh, N.C./Broughton
67	John Michael Boswell	OL	79	Austin Shepherd	OL	Fr.	6-5	321	RS	Buford, Ga./North Gwinnett
68	Issac Luatua	OL	80	Marvin Shinn	WR	Fr.	6-3	193	HS	Pritchard, Ala./Vigor
70	Ryan Kelly	OL	6	Blake Sims	ATH	Fr.	6-0	212	RS	Gainesville, Ga./Gainesville
71	Cyrus Kouandjio	OL	14	Phillip Sims	QB	Fr.	6-2	217	RS	Chesapeake, Va./Oscar Smith
72	Tyler Love	OL	17	Brad Smelley	TE	Sr.	6-3	229	3L	Tuscaloosa, Ala./American Christian
73	William Vlachos	OL	92	Damion Square	DL	Jr.	6-3	285	2L	Houston, Texas/Yates
75	Barrett Jones	OL	61	Anthony Steen	OL	Soph.	6-3	303	1L	Lambert, Miss./Lee Academy
76	D.J. Fluker	OL	49	Ed Stinson	DL	Soph.	6-4	279	1L	Homestead, Fla./South Dade
78	Chad Lindsay	OL	46	William Strickland	WR	Sr.	6-0	191	SQ	Tuscaloosa, Ala./Northridge
79	Austin Shepherd	OL	16	Bradley Sylve	WR	Fr.	5-11	170	HS	Port Sulphur, La./South Palquemines
80	Marvin Shinn	WR	3	Vinnie Sunseri	DB/LB	Fr.	6-0	217	HS	Tuscaloosa, Ala./Northridge
81	Hardie Buck	WR	51	Carson Tinker	SN	Jr.	6-1	220	1L	Murfreesboro, Tenn./Riverdale
82	Harrison Jones	TE	87	Chris Underwood	TE	Sr.	6-4	243	3L	Vestavia Hills, Ala./Vestavia Hills
83	Kevin Norwood	WR	41	Courtney Upshaw	LB	Sr.	6-2	265	3L	Eufaula, Ala./Eufaula
84	Brian Vogler	TE	73	William Vlachos	OL	Sr.	6-1	294	3L	Mountain Brook, Ala./Mountain Brook
85	Malcolm Faciane	TE	84	Brian Vogler	TE	Fr.	6-7	252	RS	Columbus, Ga./Brookstone
86	Undra Billingsley	DL	65	Chance Warmack	OL	Jr.	6-3	320	2L	Atlanta, Ga./Westlake
87	Chris Underwood	TE	26	Jabriel Washington	DB	Fr.	5-11	165	HS	Jackson, Tenn./Trinity Christian Academy
88	Michael Bowman	WR	91	Alex Watkins	LB	Sr.	6-3	240	1L	Brownsville, Tenn./Haywood
89	Michael Williams	TE	11	Ranzell Watkins	DB	Soph.	5-9	170	SQ	Charlotte, N.C./Independence
90	Quinton Dial	DL	2	DeAndrew White	WR	Fr.	6-0	181	RS	Houston, Texas/North Shore
90	Jeremy Shelley	PK	20	Jarrick Williams	DB	Soph.	6-1	210	1L	Mobile, Ala./Blount
91	Alex Watkins	LB	44	Jay Williams	P	Fr.	6-3	221	RS	Thomasville, Ala./Thomasville
92	Damion Square	DL	54	Jesse Williams	DL	Jr.	6-4	319	JC	Brisbane, Australia/Western Arizona CC
93	Chris Bonds	DL	63	Kellen Williams	OL	Soph.	6-3	305	SQ	Lawrenceville, Ga./Brookwood
95	Brandon Lewis	TE	89	Michael Williams	TE	Jr.	6-6	269	2L	Reform, Ala./Pickens County
99	Josh Chapman	DL	25	Danny Woodson Jr.	WR	Fr.	6-1	205	HS	Mobile, Ala./LeFlore

DEPTH CHARTS



ALABAMA CRIMSON TIDE

DEFENSE

<b>DE</b>	54	Jesse Williams	6-4	319	Jr.	OR
	90	Quinton Dial	6-6	294	Jr.	
	86	Undra Billingsley	6-2	288	Jr.	
<b>NG</b>	99	Josh Chapman	6-1	310	Sr.	OR
	58	Nick Gentry	6-1	284	Sr.	
	54	Jesse Williams	6-4	319	Jr.	
<b>DE</b>	92	Damion Square	6-3	285	Jr.	
	49	Ed Stinson	6-4	279	Soph.	
<b>SAM</b>	5	Jerrell Harris	6-3	242	Sr.	
	42	Adrian Hubbard	6-6	237	Fr.	
<b>MIKE</b>	30	Dont'a Hightower	6-4	260	Jr.	OR
	33	Trey DePriest	6-2	242	Fr.	
	36	Chris Jordan	6-3	240	Sr.	
<b>WILL</b>	35	Nico Johnson	6-3	245	Jr.	OR
	32	C.J. Mosley	6-2	234	Soph.	
	2	Tana Patrick	6-3	236	Soph.	
<b>JACK</b>	41	Courtney Upshaw	6-2	265	Sr.	OR
	42	Adrian Hubbard	6-6	237	Fr.	
	47	Xzavier Dickson	6-3	240	Fr.	
<b>CB</b>	24	DeQuan Menzie	6-0	198	Sr.	
	28	Dee Milliner	6-1	196	Soph.	
	10	John Fulton	6-0	187	Soph.	
<b>CB</b>	21	Dre Kirkpatrick	6-3	192	Jr.	
	9	Phelon Jones	5-11	194	Sr.	
<b>SS</b>	37	Robert Lester	6-2	210	Jr.	OR
	20	Jarrick Williams	6-1	210	Soph.	
	3	Vinnie Sunseri	6-0	217	Fr.	
<b>FS</b>	4	Mark Barron	6-2	218	Sr.	OR
	29	Will Lowery	5-9	180	Jr.	
	27	Nick Perry	6-1	205	Soph.	
	6	Ha Ha Clinton-Dix	6-1	203	Fr.	

OFFENSE

<b>LT</b>	75	Barrett Jones	6-5	311	Jr.	
	52	Alfred McCullough	6-2	311	Sr.	
<b>LG</b>	65	Chance Warmack	6-6	320	Jr.	
	52	Alfred McCullough	6-2	311	Sr.	
<b>C</b>	73	William Vlachos	6-1	294	Sr.	
	63	Kellen Williams	6-3	305	So.	
	78	Chad Lindsay	6-2	287	Fr.	
	61	Anthony Steen	6-3	303	So.	
<b>RG</b>	67	John Michael Boswell	6-5	300	Sr.	
	76	D.J. Fluker	6-6	335	Soph.	
<b>RT</b>	79	Austin Shepherd	6-5	321	Fr.	
	89	Michael Williams	6-6	269	Jr.	
<b>TE</b>	87	Chris Underwood	6-4	243	Sr.	
	84	Brian Vogler	6-7	252	Fr.	
	17	Brad Smelley	6-3	229	Sr.	
<b>TE</b>	82	Harrison Jones	6-4	248	Fr.	
	10	AJ McCarron	6-4	205	Soph.	
<b>QB</b>	14	Phillip Sims	6-2	217	Fr.	
	12	Phillip Ely	6-1	187	Fr.	
	3	Trent Richardson	5-11	224	Jr.	
<b>RB</b>	42	Eddie Lacy	6-0	220	Soph.	OR
	45	Jalston Fowler	6-1	246	Soph.	
	6	Blake Sims	6-0	212	Fr.	
	4	Marquis Maze	5-10	180	Sr.	
<b>WR</b>	11	Brandon Gibson	6-2	194	Sr.	OR
	83	Kevin Norwood	6-2	193	Soph.	
	22	Christian Jones	5-11	175	Fr.	
<b>WR</b>	15	Darius Hanks	6-0	185	Sr.	OR
	7	Kenny Bell	6-0	175	Soph.	
	2	DeAndrew White	6-0	181	Fr.	

SPECIAL TEAMS

<b>PK</b>	90	Jeremy Shelley	5-10	165	Jr.	OR
	43	Cade Foster	6-1	216	Soph.	
<b>KO</b>	43	Cade Foster	6-1	216	Soph.	
	90	Jeremy Shelley	5-10	165	Jr.	
<b>H</b>	10	AJ McCarron	6-4	205	Soph.	
	81	Hardie Buck	5-9	190	Jr.	
<b>P</b>	29	Cody Mandell	6-4	202	Soph.	
	44	Jay Williams	6-3	221	Fr.	
<b>SN</b>	51	Carson Tinker	6-1	220	Jr.	
	31	Kelly Johnson	6-3	230	Sr.	
<b>PR</b>	4	Marquis Maze	5-10	180	Sr.	OR
	7	Kenny Bell	6-0	175	Soph.	
	2	DeAndrew White	6-0	181	Fr.	
<b>KR</b>	4	Marquis Maze	5-10	180	Sr.	
	3	Trent Richardson	5-11	224	Jr.	
	15	Darius Hanks	6-0	185	Sr.	
	28	Dee Milliner	6-1	196	Soph.	



AUBURN TIGERS

OFFENSE

<b>LT</b>	77	A.J. Greene	6-5	295	Sr.	
	73	Greg Robinson	6-5	315	Fr.	
<b>LG</b>	62	Chad Slade	6-5	308	Fr.	
	57	Christian Westerman	6-3	280	Fr.	
<b>C</b>	50	Reese Dismukes	6-3	300	Fr.	
	63	Blake Burgess	6-2	285	Soph.	
	65	Tunde Fariyike	6-2	290	Fr.	
<b>RG</b>	71	John Sullen	6-5	333	Jr.	
	60	Eric Mack	6-3	315	Fr.	
<b>RT</b>	75	Brandon Mosley	6-6	310	Sr.	
	67	Bobby Ingalls	6-7	325	Sr.	
<b>QB</b>	15	Clint Moseley	6-4	223	Soph.	
	14	Barrett Trotter	6-2	207	Jr.	
	10	Kiehl Frazier	6-2	220	Fr.	
<b>RB</b>	23	Onterio McCalebb	5-11	174	Jr.	OR
	5	Michael Dyer	5-9	210	Soph.	
	21	Tre Mason	5-10	190	Fr.	
<b>HB</b>	43	Philip Lutzenkirchen	6-5	250	Jr.	
	11	Brandon Fulse	6-4	238	Fr.	
37	Ladarius Phillips	6-0	291	Fr.		
<b>WR</b>	80	Emory Blake	6-2	197	Jr.	
	3	DeAngelo Benton	6-2	203	Jr.	
<b>WR</b>	9	Quindarius Carr	6-1	185	Sr.	
	1	Trovon Reed	6-0	183	Fr.	
	4	Quan Bray	5-10	185	Fr.	
<b>WR</b>	85	Travante Stallworth	5-9	190	Jr.	
	81	C.J. Uzomah	6-4	236	Fr.	
	89	Jaylon Denson	6-3	197	Fr.	

DEFENSE

<b>LE</b>	55	Corey Lemonier	6-4	240	Soph.	
	13	Craig Sanders	6-4	260	Soph.	
<b>DT</b>	54	Jeffrey Whitaker	6-2	312	Soph.	
	98	Angelo Blackson	6-4	325	Fr.	
	74	Jamar Travis	6-0	294	Jr.	
<b>DT</b>	90	Gabe Wright	6-3	316	Fr.	
	92	Kenneth Carter	6-4	290	Soph.	
	96	Devaunte Sigler	6-4	275	Fr.	
<b>RE</b>	94	Nosa Eguae	6-3	258	Soph.	
	13	Craig Sanders	6-4	260	Soph.	
	91	Joel Bonomolo	6-2	240	Jr.	
<b>LLB</b>	35	Jonathan Evans	5-11	225	Jr.	
	26	Justin Garrett	6-1	205	Fr.	
<b>MLB</b>	21	Eltoro Freeman	5-11	228	Sr.	
	5	Jake Holland	6-1	235	Soph.	
<b>RLB</b>	25	Daren Bates	5-11	205	Jr.	
	58	Harris Gaston	6-2	236	Soph.	
<b>LC</b>	11	Chris Davis	5-11	188	Soph.	
	6	Jonathon Mincy	5-10	180	Fr.	
	27	Robenson Therezie	5-9	192	Fr.	
<b>S</b>	15	Neiko Thorpe	6-3	195	Sr.	
	14	Enrique Florence	6-1	187	Fr.	
	20	Drew Cole	5-11	190	Sr.	
<b>S</b>	12	Demetruce McNeal	6-2	193	Soph.	
	24	Ryan Smith	6-2	208	Soph.	
	16	Ikeem Means	6-0	205	Jr.	
<b>RC</b>	22	T'Sarvan Bell	6-0	185	Jr.	
	19	Ryan White	5-11	192	Soph.	
	28	Jonathan Rose	6-2	185	Fr.	
<b>N</b>	22	T'Sarvan Bell	6-0	185	Jr.	
	32	Jermaine Whitehead	5-11	183	Fr.	

SPECIAL TEAMS

<b>PK</b>	36	Cody Parkey	6-0	190	Soph.	
	29	Chandler Brooks	6-1	173	Sr.	
<b>H</b>	19	Ryan White	5-11	192	Soph.	
	29	Chandler Brooks	6-1	173	Sr.	
<b>P</b>	30	Steven Clark	6-5	226	Soph.	
	29	Chandler Brooks	6-1	173	Sr.	
<b>SN</b>	61	Josh Harris	6-1	230	Sr.	
	59	Jake Lembke	6-0	234	Soph.	
<b>PR</b>	4	Quan Bray	5-10	185	Fr.	
	1	Trovon Reed	6-0	183	Fr.	
<b>KR</b>	4	Quan Bray	5-10	185	Fr.	
	23	Onterio McCalebb	5-11	174	Jr.	
	21	Tre Mason	5-10	190	Fr.	

# 2011 ALABAMA FOOTBALL STATISTICS

## SCHEDULE/RESULTS/RECORD BREAKDOWN

Date	Opponent	Result	Score	Overall	SEC	Start	Time	Temp	Attend
Sat Sep 04	KENT STATE	W	48-7	1-0	—	11:23 p	3:28	96°	101,821
Sat Sep 10	at Penn State	W	27-11	2-0	—	3:37 P	3:20	77°	107,846
Sat Sep 18	NORTH TEXAS	W	41-0	3-0	—	6:38 P	3:10	80°	101,821
Sat Sep 24	* ARKANSAS	W	38-14	4-0	1-0	2:40 P	3:04	80°	101,821
Sat Oct 1	* at Florida	W	38-10	5-0	2-0	8:11 P	3:21	72°	90,888
Sat Oct 8	* VANDERBILT	W	34-0	6-0	3-0	6:02 P	2:59	77°	101,821
Sat Oct 15	* at Mississippi	W	52-7	7-0	4-0	5:00 P	3:03	75°	61,792
Sat Oct 22	* TENNESSEE	W	37-6	8-0	5-0	6:21 P	3:03	63°	101,821
Sat Nov 5	* LSU	L	6-9	8-1	5-1	7:14 P	3:21	59°	101,821
Sat Nov 12	* at Mississippi State	W	24-7	9-1	6-1	6:45 P	3:06	63°	57,871
Sat Nov 19	GEORGIA SOUTHERN	W	45-21	10-1	6-1	1:07 P	2:55	63°	101,821

\* Southeastern Conference game.

Overall .....	10-1
Home .....	6-1
Away .....	4-0
Neutral .....	0-0
SEC .....	6-1
Non-Conference .....	4-0
Overtime.....	0-1
Day.....	4-0
Night .....	6-1
Televised .....	10-1
Non-Televised .....	0-0
vs Top 25 .....	3-1
vs Top 15 .....	2-1
vs Top 10 .....	0-1
vs Top 5 .....	0-1
Scores First.....	6-1
Opponent Scores First .....	4-0
Leading after 1st Qtr.....	6-0
Trailing after 1st Qtr.....	0-0
Tied after 1st Qtr .....	4-1
Leading at Half .....	9-0
Trailing at Half .....	0-0
Tied at Half .....	1-1
Leading after 3rd Qtr .....	10-1
Trailing after 3rd Qtr .....	0-0
Tied after 3rd Qtr.....	0-0
Wins Coin Toss .....	3-1
Loses Coin Toss .....	7-0
Natural Grass .....	9-1
Artificial Surface.....	1-0

## TEAM STATISTICS

	ALABAMA	OPPONENT
<b>SCORING</b> .....	390	92
Points Per Game .....	35.5	8.4
<b>FIRST DOWNS</b> .....	240	117
Rushing.....	117	46
Passing.....	114	60
Penalty .....	9	11
<b>RUSHING YARDAGE</b> .....	2425	821
Yards gained rushing .....	2637	1122
Yards lost rushing .....	212	301
Rushing Attempts .....	438	324
Average Per Rush .....	5.5	2.5
Average Per Game.....	220.5	74.6
TDs Rushing.....	32	3
<b>PASSING YARDAGE</b> .....	2379	1334
Comp-Att-Int.....	196-300-8	142-297-11
Average Per Pass .....	7.9	4.5
Average Per Catch .....	12.1	9.4
Average Per Game.....	216.3	121.3
TDs Passing.....	13	6
<b>TOTAL OFFENSE</b> .....	4804	2155
Total Plays.....	738	621
Average Per Play.....	6.5	3.5
Average Per Game.....	436.7	195.9
<b>KICK RETURNS: #-Yards</b> .....	21-498	72-1513
<b>PUNT RETURNS: #-Yards</b> .....	34-419	10-50
<b>INT RETURNS: #-Yards</b> .....	11-182	8-139
<b>KICK RETURN AVERAGE</b> .....	23.7	21.0
<b>PUNT RETURN AVERAGE</b> .....	12.3	5.0
<b>INT RETURN AVERAGE</b> .....	16.5	17.4
<b>FUMBLES-LOST</b> .....	11-3	13-5
<b>PENALTIES-Yards</b> .....	45-384	50-378
Average Per Game.....	34.9	34.4
<b>PUNTS-Yards</b> .....	33-1280	75-3197
Average Per Punt.....	38.8	42.6
Net punt average.....	36.1	35.7
<b>TIME OF POSSESSION/Game</b> .....	32:40	27:20
<b>3RD-DOWN Conversions</b> .....	68/140	40/157
3rd-Down Pct .....	49%	25%
<b>4TH-DOWN Conversions</b> .....	6/10	9/21
4th-Down Pct .....	60%	43%
<b>SACKS BY-Yards</b> .....	23-155	14-78
<b>TOUCHDOWNS SCORED</b> .....	49	10
<b>FIELD GOALS-ATTEMPTS</b> .....	16-27	7-14
<b>ON-SIDE KICKS</b> .....	0-0	0-1
<b>RED-ZONE SCORES</b> .....	(44-51) 86%	(10-16) 63%
<b>RED-ZONE TOUCHDOWNS</b> .....	(30-51) 59%	(6-16) 38%
<b>PAT-ATTEMPTS</b> .....	(48-49) 98%	(9-9) 100%
<b>ATTENDANCE</b> .....	712747	318397

## SCORE BY QUARTERS

	1st	2nd	3rd	4th	OT	Total
Alabama	82	91	127	90	0	390
Opponents	30	20	21	18	3	92

# ALABAMA GAME-BY-GAME STATISTICS

## OFFENSE

Date	Opponent	Rushing				Receiving				Passing				Kick Returns				Punt Returns				tot off
		no.	yds	td	lg	no.	yds	td	lg	cmp-att-int	yds	td	lg	no.	yds	td	lg	no.	yds	td	lg	
Sep 03	KENT STATE	35	183	5	49	21	299	1	48	21-37-4	299	1	48	2	63	0	39	11	148	0	27	482
Sep 10	at Penn State	41	196	2	30	19	163	1	29	19-31-0	163	1	29	2	40	0	21	2	43	0	44	359
Sep 17	NORTH TEXAS	33	347	5	71	21	239	0	30	21-29-0	239	0	30	1	20	0	20	6	56	0	28	586
Sep 24	ARKANSAS	39	197	1	31	15	200	2	61	15-20-0	200	2	61	1	24	0	24	4	125	1	83	397
Oct 1	at Florida	43	226	4	36	12	140	0	22	12-25-0	140	0	22	3	123	0	70	2	0	0	0	366
Oct 08	VANDERBILT	43	153	1	24	26	266	4	39	26-33-0	266	4	39	1	3	0	3	3	2	0	5	419
Oct 15	at Mississippi	42	389	6	76	20	226	1	36	20-25-0	226	1	36	2	43	0	27	2	16	0	12	615
Oct 22	TENNESSEE	38	143	3	19	18	294	1	69	18-28-1	294	1	69	3	36	0	20	1	4	0	4	437
Nov 05	LSU	31	96	0	24	16	199	0	39	16-29-2	199	0	39	2	49	0	26	0	0	0	0	295
Nov 12	at Mississippi State	44	223	3	32	14	163	0	38	14-24-1	163	0	38	1	23	0	23	2	21	0	18	386
Nov 19	GEORGIA SOUTHERN	49	272	2	22	14	190	3	34	14-19-0	190	3	34	3	74	0	36	1	4	0	4	462
Opponents		438	2425	32	76	196	2379	13	69	196-300-8	2379	13	69	21	498	0	70	34	419	1	83	4804
Opponents		324	821	3	82	142	1334	6	65	142-297-11	1334	6	65	72	1513	1	95	10	50	0	15	2155

## DEFENSE

Date	Opponent	Tackles				Sacks		Fumble		Pass Defense			Blkd kick	PAT Attempts				
		ua	a	total	tfl-yds	no-yds	ff	fr-yds	int-yds	qbh	brup	kick		rush	rcv	saf	pts	
Sep 03	KENT STATE	34	40	74	7.0-54	4.0-31	0	0-0	1-0	5	8	0	6-6	0	0	0	0	48
Sep 10	at Penn State	32	28	60	1.0-1	0.0-0	2	2-0	1-0	0	10	0	3-3	0	0	0	0	27
Sep 17	NORTH TEXAS	36	30	66	7.0-16	0.0-0	0	0-0	0-0	6	8	1	5-5	0	0	0	0	41
Sep 24	ARKANSAS	34	28	62	10.0-41	1.0-10	0	0-0	2-25	4	6	0	5-5	0	0	0	0	38
Oct 1	at Florida	39	10	49	11.0-54	4.0-33	2	1-0	1-45	3	5	0	5-5	0	0	0	0	38
Oct 08	VANDERBILT	27	20	47	7.0-17	1.0-2	0	0-0	2-39	1	3	0	4-5	0	0	0	0	34
Oct 15	at Mississippi	37	22	59	14.0-52	5.0-34	1	1-0	1-30	5	1	0	7-7	0	0	0	0	52
Oct 22	TENNESSEE	28	42	70	4.0-12	2.0-9	2	1-0	1-29	3	6	0	4-4	0	0	0	0	37
Nov 05	LSU	31	46	77	5.0-8	1.0-3	0	0-0	2-14	5	0	0	0-0	0	0	0	0	6
Nov 12	at Mississippi State	27	40	67	9.0-40	5.0-33	0	0-0	0-0	2	5	0	3-3	0	0	0	0	24
Nov 19	GEORGIA SOUTHERN	29	28	57	3.0-9	0.0-0	1	0-0	0-0	2	2	1	6-6	0	0	0	0	45
Opponents		354	334	688	78.0-304	23.0-155	8	5-0	11-182	36	54	2	48-49	0	0	0	0	390
Opponents		384	456	840	61.0-194	14.0-78	6	3-4	8-139	15	24	1	9-9	1	0	0	0	92

## SPECIAL TEAMS

Date	Opponent	Punting										Field Goals			Kickoffs				
		no.	yds	avg	long	blkd	tb	fc	50+	i20	md-att	long	blkd	no.	yds	avg	tb	ob	
Sep 03	KENT STATE	3	127	42.3	47	0	0	2	0	1	2-3	36	0	9	580	64.4	0	0	
Sep 10	at Penn State	6	223	37.2	44	0	0	4	0	0	2-2	22	0	6	372	62.0	0	0	
Sep 17	NORTH TEXAS	1	35	35.0	35	0	0	0	0	1	2-4	37	0	8	512	64.0	0	0	
Sep 24	ARKANSAS	6	225	37.5	44	0	0	3	0	0	1-1	20	0	7	430	61.4	1	0	
Oct 1	at Florida	5	199	39.8	49	0	0	2	0	5	1-1	32	0	7	450	64.3	0	1	
Oct 08	VANDERBILT	3	118	39.3	50	0	1	1	1	0	0-0	0	0	6	371	61.8	0	0	
Oct 15	at Mississippi	1	44	44.0	44	0	0	1	0	0	1-2	24	0	9	534	59.3	0	0	
Oct 22	TENNESSEE	2	81	40.5	41	0	0	1	0	0	3-3	45	0	8	523	65.4	1	0	
Nov 05	LSU	2	79	39.5	41	0	0	0	0	2	2-6	46	1	3	186	62.0	0	0	
Nov 12	at Mississippi State	4	149	37.2	44	0	1	0	0	1	1-3	24	0	5	293	58.6	0	0	
Nov 19	GEORGIA SOUTHERN	0	0	0.0	0	0	0	0	0	0	1-2	32	0	8	489	61.1	1	0	
Opponents		33	1280	38.8	50	0	2	14	1	10	16-27	46	1	76	4740	62.4	3	1	
Opponents		75	3197	42.6	73	0	5	20	14	15	7-14	52	2	25	1569	62.8	3	0	

## RED ZONE

Date	Opponent	Score	Times	Times	Total	Rush	Pass	FGs	Failed to score inside RZ							
			In RZ	Scored	Pts	TDs	TDs	TDs	Made	FGA	Down	Int	Fumb	Half	Game	
Sep 03, 2011	KENT STATE	w 48-7	6	6	34	4	4	0	2	0	0	0	0	0	0	0
Sep 10, 2011	at Penn State	w 27-11	5	5	27	3	2	1	2	0	0	0	0	0	0	0
Sep 17, 2011	NORTH TEXAS	w 41-0	5	3	13	1	1	0	2	2	0	0	0	0	0	0
Sep 24, 2011	ARKANSAS	w 38-14	2	2	10	1	1	0	1	0	0	0	0	0	0	0
Oct 1, 2011	at Florida	w 38-10	4	4	24	3	3	0	1	0	0	0	0	0	0	0
Oct 08, 2011	VANDERBILT	w 34-0	5	4	28	4	1	3	0	0	1	0	0	0	0	0
Oct 15, 2011	at Mississippi	w 52-7	7	6	38	5	4	1	1	0	0	0	0	1	0	0
Oct 22, 2011	TENNESSEE	w 37-6	7	5	27	3	3	0	2	0	1	0	0	1	0	0
Nov 05, 2011	LSU	L 6-9	1	1	3	0	0	0	1	0	0	0	0	0	0	0
Nov 12, 2011	at Mississippi State	w 24-7	4	3	17	2	2	0	1	1	0	0	0	0	0	0
Nov 19, 2011	GEORGIA SOUTHERN	w 45-21	5	5	31	4	2	2	1	0	0	0	0	0	0	0
Totals			51	44	252	30	23	7	14	3	2	0	0	2	0	0

44 of 51 (86.3%)

# OPPONENT GAME-BY-GAME STATISTICS

## OFFENSE

Date	Opponent	Rushing				Receiving				Passing				Kick Returns				Punt Returns				tot off
		no.	yds	td	lg	no.	yds	td	lg	cmp-att-int	yds	td	lg	no.	yds	td	lg	no.	yds	td	lg	
Sep 03	KENT STATE	23	-9	0	6	20	99	1	13	20-47-1	99	1	13	9	173	0	26	1	5	0	5	90
Sep 10	at Penn State	30	107	1	15	12	144	0	27	12-39-1	144	0	27	6	81	0	17	2	24	0	15	251
Sep 17	NORTH TEXAS	32	68	0	14	13	101	0	20	13-31-0	101	0	20	8	105	0	17	0	0	0	0	169
Sep 24	ARKANSAS	19	17	0	14	24	209	2	39	24-40-2	209	2	39	6	125	0	30	2	6	0	5	226
Oct 1	at Florida	29	15	0	31	14	207	1	65	14-23-1	207	1	65	6	160	0	33	2	8	0	8	222
Oct 08	VANDERBILT	19	41	0	9	15	149	0	31	15-24-2	149	0	31	6	120	0	33	1	-4	0	0	190
Oct 15	at Mississippi	31	28	1	14	10	113	0	59	10-21-1	113	0	59	9	223	0	47	0	0	0	0	141
Oct 22	TENNESSEE	32	92	0	15	9	63	0	21	9-18-1	63	0	21	7	149	0	26	1	11	0	11	155
Nov 05	LSU	41	148	0	18	9	91	0	34	9-17-2	91	0	34	3	49	0	18	1	0	0	0	239
Nov 12	at Mississippi State	29	12	0	14	15	119	1	16	15-30-0	119	1	16	5	138	0	68	0	0	0	0	131
Nov 19	GEORGIA SOUTHERN	39	302	1	82	1	39	1	39	1-7-0	39	1	39	7	190	1	95	0	0	0	0	341
Alabama		324	821	3	82	142	1334	6	65	142-297-11	1334	6	65	72	1513	1	95	10	50	0	15	2155
Alabama		438	2425	32	76	196	2379	13	69	196-300-8	2379	13	69	21	498	0	70	34	419	1	83	4804

## DEFENSE

Date	Opponent	Tackles				Sacks no-yds	Fumble		Pass Defense			Blkd kick	PAT Attempts				saf	pts
		ua	a	total	tfl-yds		ff	fr-yds	int-yds	qbh	brup		kick	rush	rcv			
Sep 03	KENT STATE	45	34	79	7.0-28	2.0-12	2	1-4	4-56	1	3	0	1-1	0	0	0	0	7
Sep 10	at Penn State	26	66	92	3.0-11	0.0-0	0	0-0	0-0	0	7	0	0-0	1	0	0	0	11
Sep 17	NORTH TEXAS	37	30	67	7.0-26	4.0-19	1	2-0	0-0	1	2	0	0-0	0	0	0	0	0
Sep 24	ARKANSAS	39	30	69	6.0-13	2.0-8	0	0-0	0-0	2	2	0	2-2	0	0	0	0	14
Oct 1	at Florida	36	28	64	4.0-12	0.0-0	0	0-0	0-0	2	2	0	1-1	0	0	0	0	10
Oct 08	VANDERBILT	49	38	87	9.0-31	2.0-15	2	0-0	0-0	1	0	0	0-0	0	0	0	0	0
Oct 15	at Mississippi	39	28	67	2.0-15	1.0-14	0	0-0	0-0	1	2	0	1-1	0	0	0	0	7
Oct 22	TENNESSEE	32	36	68	5.0-10	1.0-4	0	0-0	1-19	2	1	0	0-0	0	0	0	0	6
Nov 05	LSU	30	32	62	6.0-26	2.0-6	1	0-0	2-33	2	2	1	0-0	0	0	0	0	9
Nov 12	at Mississippi State	18	78	96	5.0-6	0.0-0	0	0-0	1-31	2	2	0	1-1	0	0	0	0	7
Nov 19	GEORGIA SOUTHERN	33	56	89	7.0-16	0.0-0	0	0-0	0-0	1	1	0	3-3	0	0	0	0	21
Alabama		384	456	840	61.0-194	14.0-78	6	3-4	8-139	15	24	1	9-9	1	0	0	0	92
Alabama		354	334	688	78.0-304	23.0-155	8	5-0	11-182	36	54	2	48-49	0	0	0	0	390

## SPECIAL TEAMS

Date	Opponent	Punting										Field Goals			Kickoffs				
		no.	yds	avg	long	blkd	tb	fc	50+	i20	md-att	long	blkd	no.	yds	avg	tb	ob	
Sep 03	KENT STATE	12	528	44.0	52	0	0	1	3	1	0-0	0	0	2	136	68.0	0	0	
Sep 10	at Penn State	6	259	43.2	49	0	2	1	0	0	1-1	43	0	2	134	67.0	0	0	
Sep 17	NORTH TEXAS	10	443	44.3	54	0	0	2	2	1	0-1	0	1	1	68	68.0	0	0	
Sep 24	ARKANSAS	8	357	44.6	54	0	0	4	2	1	0-0	0	0	3	210	70.0	2	0	
Oct 1	at Florida	7	303	43.3	50	0	0	0	1	1	1-2	21	0	3	206	68.7	0	0	
Oct 08	VANDERBILT	5	206	41.2	54	0	0	1	3	3	0-2	0	0	1	40	40.0	0	0	
Oct 15	at Mississippi	7	278	39.7	43	0	1	2	0	3	0-0	0	0	2	135	67.5	0	0	
Oct 22	TENNESSEE	5	200	40.0	46	0	0	3	0	0	2-2	52	0	3	172	57.3	0	0	
Nov 05	LSU	6	229	38.2	73	0	0	2	1	4	3-3	30	0	2	136	68.0	0	0	
Nov 12	at Mississippi State	7	299	42.7	57	0	2	3	2	0	0-2	0	0	2	130	65.0	1	0	
Nov 19	GEORGIA SOUTHERN	2	95	47.5	49	0	0	1	0	1	0-1	0	1	4	202	50.5	0	0	
Alabama		75	3197	42.6	73	0	5	20	14	15	7-14	52	2	25	1569	62.8	3	0	
Alabama		33	1280	38.8	50	0	2	14	1	10	16-27	46	1	76	4740	62.4	3	1	

## RED ZONE

Date	Opponent	Score	Times In RZ	Times Scored	Total Pts	Rush TDs	Pass TDs	FGs Made	Failed to score inside RZ							
			In RZ	Scored	Pts	TDs	TDs	Made	FGA	Down	Int	Fumb	Half	Game		
Sep 03, 2011	KENT STATE	W 48-7	1	1	7	1	0	1	0	0	0	0	0	0	0	0
Sep 10, 2011	at Penn State	W 27-11	1	1	8	1	1	0	0	0	0	0	0	0	0	0
Sep 17, 2011	NORTH TEXAS	W 41-0	1	0	0	0	0	0	0	0	1	0	0	0	0	0
Sep 24, 2011	ARKANSAS	W 38-14	2	2	14	2	0	2	0	0	0	0	0	0	0	0
Oct 1, 2011	at Florida	W 38-10	2	1	3	0	0	0	1	1	0	0	0	0	0	0
Oct 08, 2011	VANDERBILT	W 34-0	0	0	0	0	0	0	0	0	0	0	0	0	0	0
Oct 15, 2011	at Mississippi	W 52-7	2	1	7	1	1	0	0	0	1	0	0	0	0	0
Oct 22, 2011	TENNESSEE	W 37-6	0	0	0	0	0	0	0	0	0	0	0	0	0	0
Nov 05, 2011	LSU	L 6-9	3	3	9	0	0	0	3	0	0	0	0	0	0	0
Nov 12, 2011	at Mississippi State	W 24-7	2	1	7	1	0	1	0	1	0	0	0	0	0	0
Nov 19, 2011	GEORGIA SOUTHERN	W 45-21	2	0	0	0	0	0	0	1	1	0	0	0	0	0
Totals			16	10	55	6	2	4	4	3	3	0	0	0	0	0

10 of 16 (62.5%)



# TEAM COMPARISON GAME-BY-GAME

Opponent	Score	First Downs				Rushing Number-Yards	Passing		Total Offense Plays-Yards	Return Yards	Turn- Overs
		Total	Rush	Pass	Pen		Comp-Att-Int	Yards			
KENT STATE	48 - 7	24 / 6	10 / 1	14 / 5	0 / 0	35-183 / 23-9	21-37-4 / 20-47-1	299 / 99	72-482 / 70-90	211 / 238	5 / 1
Penn State	27 - 11	19 / 16	10 / 6	9 / 8	0 / 2	41-196 / 30-107	19-31-0 / 12-39-1	163 / 144	72-359 / 69-251	83 / 105	0 / 3
NORTH TEXAS	41 - 0	25 / 11	9 / 4	14 / 6	2 / 1	33-347 / 32-68	21-29-0 / 13-31-0	239 / 101	62-586 / 63-169	76 / 105	2 / 0
ARKANSAS	38 - 14	16 / 14	7 / 2	9 / 10	0 / 2	39-197 / 19-17	15-20-0 / 24-40-2	200 / 209	59-397 / 59-226	174 / 131	0 / 2
Florida	38 - 10	21 / 9	14 / 1	6 / 7	1 / 1	43-226 / 29-15	12-25-0 / 14-23-1	140 / 207	68-366 / 52-222	168 / 168	0 / 2
VANDERBILT	34 - 0	24 / 8	9 / 0	14 / 8	1 / 0	43-153 / 19-41	26-33-0 / 15-24-2	266 / 149	76-419 / 43-190	44 / 116	0 / 2
Mississippi	52 - 7	27 / 9	17 / 6	10 / 3	0 / 0	42-389 / 31-28	20-25-0 / 10-21-1	226 / 113	67-615 / 52-141	89 / 223	0 / 2
TENNESSEE	37 - 6	19 / 6	6 / 1	13 / 4	0 / 1	38-143 / 32-92	18-28-1 / 9-18-1	294 / 63	66-437 / 50-155	69 / 179	1 / 2
LSU	6 - 9	17 / 15	8 / 9	7 / 4	2 / 2	31-96 / 41-148	16-29-2 / 9-17-2	199 / 91	60-295 / 58-239	63 / 82	2 / 2
Mississippi State	24 - 7	20 / 9	12 / 3	7 / 4	1 / 2	44-223 / 29-12	14-24-1 / 15-30-0	163 / 119	68-386 / 59-131	44 / 169	1 / 0
GEORGIA SOUTHERN	45 - 21	28 / 14	15 / 13	11 / 1	2 / 0	49-272 / 39-302	14-19-0 / 1-7-0	190 / 39	68-462 / 46-341	78 / 190	0 / 0
<b>Totals</b>	<b>390 - 92</b>	<b>240 / 117</b>	<b>117 / 46</b>	<b>114 / 60</b>	<b>9 / 11</b>	<b>438-2425 / 324-821</b>	<b>196-300-8 / 142-297-11</b>	<b>2379 / 1334</b>	<b>738-4804 / 621-2155</b>	<b>1099 / 1706</b>	<b>11 / 16</b>

Opponent	3rd Down		4th Down		Time of Possession	TOP Margin	Avg Yds/Rush	Avg Yds/Pass	Avg Yds/Play	Punting Number-Avg	Penalties Number-Yards	Sacks						
	Conversions		Conversions															
KENT STATE	2-10	/ 4-20	0-0	/ 1-4	29:53	/ 30:07	-0:14	5.2	/ -0.4	8.1	/ 2.1	6.7	/ 1.3	3-42.3	/ 12-44.0	2-10	/ 4-36	4 / 2
Penn State	8-17	/ 8-17	1-1	/ 1-1	34:05	/ 25:55	8:10	4.8	/ 3.6	5.3	/ 3.7	5.0	/ 3.6	6-37.2	/ 6-43.2	3-35	/ 3-25	0 / 0
NORTH TEXAS	6-11	/ 5-17	0-0	/ 0-1	27:47	/ 32:13	-4:26	10.5	/ 2.1	8.2	/ 3.3	9.5	/ 2.7	1-35.0	/ 10-44.3	2-19	/ 8-68	0 / 4
ARKANSAS	5-13	/ 4-15	1-1	/ 1-2	32:51	/ 27:09	5:42	5.1	/ 0.9	10.0	/ 5.2	6.7	/ 3.8	6-37.5	/ 8-44.6	5-55	/ 3-17	1 / 2
Florida	7-13	/ 4-14	0-0	/ 0-0	34:41	/ 25:19	9:22	5.3	/ 0.5	5.6	/ 9.0	5.4	/ 4.3	5-39.8	/ 7-43.3	3-29	/ 4-16	4 / 0
VANDERBILT	12-17	/ 1-10	0-2	/ 0-0	36:14	/ 23:46	12:28	3.6	/ 2.2	8.1	/ 6.2	5.5	/ 4.4	3-39.3	/ 5-41.2	2-15	/ 6-46	1 / 2
Mississippi	7-11	/ 4-14	1-1	/ 1-2	33:56	/ 26:04	7:52	9.3	/ 0.9	9.0	/ 5.4	9.2	/ 2.7	1-44.0	/ 7-39.7	5-35	/ 0-0	5 / 1
TENNESSEE	7-14	/ 2-14	1-2	/ 2-5	32:18	/ 27:42	4:36	3.8	/ 2.9	10.5	/ 3.5	6.6	/ 3.1	2-40.5	/ 5-40.0	5-38	/ 4-25	2 / 1
LSU	5-13	/ 3-11	0-0	/ 0-0	30:06	/ 29:54	0:12	3.1	/ 3.6	6.9	/ 5.4	4.9	/ 4.1	2-39.5	/ 6-38.2	6-73	/ 7-56	1 / 2
Mississippi State	2-11	/ 3-16	1-2	/ 1-3	34:50	/ 25:10	9:40	5.1	/ 0.4	6.8	/ 4.0	5.7	/ 2.2	4-37.2	/ 7-42.7	6-40	/ 6-49	5 / 0
GEORGIA SOUTHERN	7-10	/ 2-9	1-1	/ 2-3	32:37	/ 27:23	5:14	5.6	/ 7.7	10.0	/ 5.6	6.8	/ 7.4	0-0.0	/ 2-47.5	6-35	/ 5-40	0 / 0
<b>Totals</b>	<b>68-140</b>	<b>/ 40-157</b>	<b>6-10</b>	<b>/ 9-21</b>	<b>359:18</b>	<b>/ 300:42</b>	<b>58:36</b>	<b>5.5</b>	<b>/ 2.5</b>	<b>7.9</b>	<b>/ 4.5</b>	<b>6.5</b>	<b>/ 3.5</b>	<b>33-38.8</b>	<b>/ 75-42.6</b>	<b>45-384</b>	<b>/ 50-378</b>	<b>23 / 14</b>

## ALABAMA INDIVIDUAL STATISTICS

### RUSHING

Rushing	gp	att	gain	loss	net	avg	td	lg	avg/g
Trent Richardson	11	236	1436	56	1380	5.8	20	76	125.5
Eddie Lacy	10	80	643	18	625	7.8	7	67	62.5
Jalston Fowler	11	55	380	10	370	6.7	3	69	33.6
Blake Sims	5	22	126	19	107	4.9	0	45	21.4
Brad Smelley	11	1	1	0	1	1.0	0	1	0.1
Marquis Maze	11	5	6	13	-7	-1.4	0	6	-0.6
Phillip Sims	8	5	15	25	-10	-2.0	0	15	-1.2
TEAM	4	9	0	18	-18	-2.0	0	0	-4.5
AJ McCarron	11	25	30	53	-23	-0.9	2	6	-2.1
Total	11	438	2637	212	2425	5.5	32	76	220.5
Opponents	11	324	1122	301	821	2.5	3	82	74.6

### RECEIVING

Receiving	gp	no.	yds	avg	td	lg	avg/g
Marquis Maze	11	52	609	11.7	1	69	55.4
Trent Richardson	11	26	322	12.4	2	61	29.3
Darius Hanks	8	21	270	12.9	1	36	33.8
Brad Smelley	11	21	231	11.0	3	34	21.0
Kenny Bell	11	14	183	13.1	1	39	16.6
DeAndrew White	10	14	151	10.8	2	39	15.1
Michael Williams	11	12	169	14.1	2	37	15.4
Brandon Gibson	11	12	127	10.6	1	23	11.5
Eddie Lacy	10	10	127	12.7	0	48	12.7
Kevin Norwood	9	7	112	16.0	0	38	12.4
Christion Jones	11	3	49	16.3	0	30	4.5
Blake Sims	5	2	18	9.0	0	10	3.6
Brian Vogler	9	1	6	6.0	0	6	0.7
Harrison Jones	8	1	5	5.0	0	5	0.6
Total	11	196	2379	12.1	13	69	216.3
Opponents	11	142	1334	9.4	6	65	121.3

### PASSING

Passing	gp	effic	comp-att-int	pct	yds	td	lg	avg/g
AJ McCarron	11	146.51	178-271-5	65.7	2216	13	69	201.5
Phillip Sims	8	98.90	18-28-2	64.3	163	0	19	20.4
Marquis Maze	11	-200.00	0-1-1	0.0	0	0	0	0.0
Total	11	140.91	196-300-8	65.3	2379	13	69	216.3
Opponents	11	84.80	142-297-11	47.8	1334	6	65	121.3

### TOTAL OFFENSE

Total Offense	g	plays	rush	pass	total	avg/g
AJ McCarron	11	296	-23	2216	2193	199.4
Trent Richardson	11	236	1380	0	1380	125.5
Eddie Lacy	10	80	625	0	625	62.5
Jalston Fowler	11	55	370	0	370	33.6
Phillip Sims	8	33	-10	163	153	19.1
Blake Sims	5	22	107	0	107	21.4
Brad Smelley	11	1	1	0	1	0.1
Marquis Maze	11	6	-7	0	-7	-0.6
TEAM	4	9	-18	0	-18	-4.5
Total	11	738	2425	2379	4804	436.7
Opponents	11	621	821	1334	2155	195.9

# ALABAMA INDIVIDUAL STATISTICS

## ALL-PURPOSE

All Purpose	g	rush	rcv	pr	kr	ir	total	avg/g
Trent Richardson	11	1380	322	0	66	0	1768	160.7
Marquis Maze	11	-7	609	363	342	0	1307	118.8
Eddie Lacy	10	625	127	0	0	0	752	75.2
Jalston Fowler	11	370	0	0	0	0	370	33.6
Darius Hanks	8	0	270	4	16	0	290	36.2
Brad Smelley	11	1	231	0	0	0	232	21.1
DeAndrew White	10	0	151	34	24	0	209	20.9
Michael Williams	11	0	169	0	22	0	191	17.4
Kenny Bell	11	0	183	0	0	0	183	16.6
Brandon Gibson	11	0	127	0	0	0	127	11.5
Blake Sims	5	107	18	0	0	0	125	25.0
Kevin Norwood	9	0	112	0	0	0	112	12.4
Christion Jones	11	0	49	18	0	0	67	6.1
DeMarcus Millin	11	0	0	0	21	37	58	5.3
Courtney Upsha	11	0	0	0	0	45	45	4.1
Robert Lester	11	0	0	0	0	30	30	2.7
Dont'a Hightowe	11	0	0	0	0	29	29	2.6
DeQuan Menzie	11	0	0	0	0	25	25	2.3
Mark Barron	11	0	0	0	0	14	14	1.3
Chris Underwoo	11	0	0	0	7	0	7	0.6
Brian Vogler	9	0	6	0	0	0	6	0.7
Harrison Jones	8	0	5	0	0	0	5	0.6
Nico Johnson	11	0	0	0	0	2	2	0.2
Phillip Sims	8	-10	0	0	0	0	-10	-1.2
TEAM	4	-18	0	0	0	0	-18	-4.5
AJ McCarron	11	-23	0	0	0	0	-23	-2.1
Total	11	2425	2379	419	498	182	5903	536.6
Opponents	11	821	1334	50	1513	139	3857	350.6

## SCORING

Scoring	td	fg	PAT				dxp	saf	pts
			kick	rush	rcv	pass			
Trent Richardson	22	-	-	-	-	-	-	-	132
Jeremy Shelley	-	14-18	48-49	-	-	-	-	-	90
Eddie Lacy	7	-	-	-	-	-	-	-	42
Brad Smelley	3	-	-	-	-	-	-	-	18
Jalston Fowler	3	-	-	-	-	-	-	-	18
AJ McCarron	2	-	-	-	-	-	-	-	12
Marquis Maze	2	-	-	-	-	-	-	-	12
DeAndrew White	2	-	-	-	-	-	-	-	12
Michael Williams	2	-	-	-	-	-	-	-	12
Brandon Gibson	1	-	-	-	-	-	-	-	6
Dre Kirkpatrick	1	-	-	-	-	-	-	-	6
Darius Hanks	1	-	-	-	-	-	-	-	6
Courtney Upshaw	1	-	-	-	-	-	-	-	6
DeQuan Menzie	1	-	-	-	-	-	-	-	6
Kenny Bell	1	-	-	-	-	-	-	-	6
Cade Foster	-	2-9	-	-	-	-	-	-	6
Total	49	16-27	48-49	-	-	-	-	-	390
Opponents	10	7-14	9-9	1-1	-	-	-	-	92

## INTERCEPTIONS

Interceptions	no.	yds	avg	td	lg
Robert Lester	2	30	15.0	0	30
Mark Barron	2	14	7.0	0	14
DeMarcus Milliner	2	37	18.5	0	37
Dont'a Hightower	1	29	29.0	0	29
Phelon Jones	1	0	0.0	0	0
DeQuan Menzie	1	25	25.0	1	25
Nico Johnson	1	2	2.0	0	2
Courtney Upshaw	1	45	45.0	1	45
Total	11	182	16.5	2	45
Opponents	8	139	17.4	0	37

## PUNT RETURNS

Punt Returns	no.	yds	avg	td	lg
Marquis Maze	29	363	12.5	1	83
Christion Jones	2	18	9.0	0	18
DeAndrew White	2	34	17.0	0	20
Darius Hanks	1	4	4.0	0	4
Total	34	419	12.3	1	83
Opponents	10	50	5.0	0	15

## KICK RETURNS

Kick Returns	no.	yds	avg	td	lg
Marquis Maze	12	342	28.5	0	70
Trent Richardson	3	66	22.0	0	24
Michael Williams	2	22	11.0	0	19
Darius Hanks	1	16	16.0	0	16
DeAndrew White	1	24	24.0	0	24
Chris Underwood	1	7	7.0	0	7
DeMarcus Milliner	1	21	21.0	0	21
Total	21	498	23.7	0	70
Opponents	72	1513	21.0	1	95

## FUMBLE RETURNS

Fumble Returns	no.	yds	avg	td	lg
Dre Kirkpatrick	0	0	0.0	1	0
Total	0	0	0.0	1	0
Opponents	1	4	4.0	0	4

## FIELD GOALS

Field Goals	fg	pct.	01-19	20-29	30-39	40-49	50-99	lg	blk
Jeremy Shelley	14-18	77.8	1-1	7-7	6-8	0-2	0-0	37	1
Cade Foster	2-9	22.2	0-0	0-0	0-0	2-5	0-4	46	0

FG Sequence	Alabama	Opponents
Kent State	(36),53,(32)	-
Penn State	(22),(18)	(43)
North Texas	(26),(37),36,42	42
Arkansas	(20)	-
Florida	(32)	(21),52
Vanderbilt	-	47,38
Mississippi	53,(24)	-
Tennessee	(26),(29),(45)	(40),(52)
LSU	44,50,49,(34),(46),52	(19),(30),(25)
Mississippi State	49,31,(24)	41,29
Georgia Southern	(32),47	42

Numbers in (parentheses) indicate field goal was made.

## PUNTING

Punting	no.	yds	avg	lg	tb	fc	i20	50+	blk
Cody Mandell	33	1280	38.8	50	2	14	10	1	0
Total	33	1280	38.8	50	2	14	10	1	0
Opponents	75	3197	42.6	73	5	20	15	14	0

## KICKOFFS

Kickoffs	no.	yds	avg	tb	ob	retn	net	ydln
Cade Foster	67	4244	63.3	3	1			
Jeremy Shelley	9	496	55.1	0	0			
Total	76	4740	62.4	3	1	21.0	41.7	28
Opponents	25	1569	62.8	3	0	23.7	40.4	29

# ALABAMA DEFENSIVE STATISTICS

#	Defensive Leaders	gp	Tackles				tfl/yds	Sacks no-yds	Pass defense			Fumbles		blkd	
			ua	a	tot				int-yds	brup	qbh	rcv-yds	ff	kick	saf
30	Dont'a Hightower	11	31	41	72	8.5-32	3.0-16	1-29	3	8	.	.	1	.	
4A	Mark Barron	11	41	24	65	4.0-7	.	2-14	5	1	1-0	.	.	.	
35	Nico Johnson	11	21	20	41	3.5-13	1.0-5	1-2	3	.	1-0	1	.	.	
41	Courtney Upshaw	11	26	13	39	14.0-66	6.5-45	1-45	.	10	.	2	.	.	
24	DeQuan Menzie	11	23	14	37	3.0-15	1.5-9	1-25	11	1	1-0	.	.	.	
37	Robert Lester	11	17	15	32	1.0-2	.	2-30	3	.	.	1	1	.	
32	C.J. Mosley	9	14	16	30	3.5-17	2.0-15	.	2	.	.	.	.	.	
92	Damion Square	11	11	15	26	6.0-10	.	.	1	3	.	.	.	.	
21	Dre Kirkpatrick	11	23	3	26	2.0-4	.	.	8	.	.	2	.	.	
3A	Vinnie Sunseri	11	14	11	25	.	.	.	.	.	1-0	1	.	.	
33	Trey Depriest	11	9	14	23	1.5-10	.	.	.	1	.	.	.	.	
54	Jesse Williams	11	10	12	22	4.0-10	0.5-1	.	1	2	.	.	.	.	
9A	Quinton Dial	10	8	14	22	3.0-15	1.0-9	.	.	1	.	.	.	.	
5	Jerrell Harris	11	11	10	21	2.5-3	.	.	.	2	.	.	.	.	
99	Josh Chapman	10	8	12	20	3.5-9	1.0-3	.	2	.	.	.	.	.	
28	DeMarcus Milliner	11	9	11	20	1.0-7	.	2-37	9	.	.	.	.	.	
29	Will Lowery	11	14	6	20	0.5-8	.	.	2	.	.	.	.	.	
58	Nick Gentry	10	8	12	20	5.0-33	3.5-28	.	.	3	.	.	.	.	
49	Ed Stinson	11	8	8	16	5.0-12	1.0-3	.	1	.	1-0	.	.	.	
91	Alex Watkins	11	7	8	15	2.0-13	1.0-12	.	.	2	.	1	.	.	
6A	Ha'Seaon Clinton-Dix	11	5	5	10	.	.	.	2	.	.	.	.	.	
4B	Adrian Hubbard	8	3	6	9	1.5-5	.	.	.	1	.	.	.	.	
2	Tana Patrick	9	2	5	7	.	.	.	.	.	.	.	.	.	
81	Hardie Buck	11	2	5	7	.	.	.	.	.	.	.	.	.	
11	Brandon Gibson	11	3	4	7	.	.	.	.	.	.	.	.	.	
43	Cade Foster	11	3	2	5	.	.	.	.	.	.	.	.	.	
62	Brandon Ivory	4	.	5	5	.	.	.	.	.	.	.	.	.	
3D	Kelly Johnson	8	3	2	5	.	.	.	.	.	.	.	.	.	
1A	John Fulton	11	2	3	5	.	.	.	1	.	.	.	.	.	
9	Phelon Jones	9	2	2	4	.	.	1-0	.	.	.	.	.	.	
8A	Jeffrey Pagan	6	.	4	4	.	.	.	.	.	.	.	.	.	
20	Jarrick Williams	5	3	1	4	.	.	.	.	.	.	.	.	.	
86	Undra Billingsley	11	1	3	4	1.0-4	0.5-4	.	.	1	.	.	.	.	
36	Chris Jordan	4	.	3	3	0.5-2	.	.	.	.	.	.	.	.	
47	Xzavier Dickson	6	1	1	2	1.5-7	0.5-5	.	.	.	.	.	.	.	
17	Brad Smelley	11	1	1	2	.	.	.	.	.	.	.	.	.	
27	Nick Perry	9	1	1	2	.	.	.	.	.	.	.	.	.	
42	Eddie Lacy	10	.	1	1	.	.	.	.	.	.	.	.	.	
10	AJ McCarron	11	1	.	1	.	.	.	.	.	.	.	.	.	
45	Jalston Fowler	11	1	.	1	.	.	.	.	.	.	.	.	.	
14	Phillip Sims	8	1	.	1	.	.	.	.	.	.	.	.	.	
1B	Ranzell Watkins	2	.	1	1	.	.	.	.	.	.	.	.	.	
2A	DeAndrew White	10	1	.	1	.	.	.	.	.	.	.	.	.	
89	Michael Williams	11	1	.	1	.	.	.	.	.	.	.	.	.	
5C	Carson Tinker	11	1	.	1	.	.	.	.	.	.	.	.	.	
22	Christion Jones	11	1	.	1	.	.	.	.	.	.	.	.	.	
3	Trent Richardson	11	1	.	1	.	.	.	.	.	.	.	.	.	
76	D.J. Fluker	11	1	.	1	.	.	.	.	.	.	.	.	.	
Total		11	354	334	688	78-304	23-155	11-182	54	36	5-0	8	2	.	
Opponents		11	384	456	840	61-194	14-78	8-139	24	15	3-4	6	1	.	

# PARTICIPATION CHART

Name	GP/GS	KSU	PENN ST. N. TEXAS	ARK	FLA	VANDY	MISS	TENN	LSU	MISS. ST. GA.	SOU.	AUB
J. Atchison	2/-	XXX	...	XXX	...	...	...	...	...	...	...	...
Mark Barron	11/11	START	START	START	START	START	START	START	START	START	START	START
Kenny Bell	11/4	XXX	START	XXX	START	START	START	XXX	XXX	XXX	XXX	XXX
U. Billingsley	11/-	XXX	XXX	XXX	XXX	XXX	XXX	XXX	XXX	XXX	XXX	XXX
Chris Bonds	1/-	XXX	...	...	...	...	...	...	...	...	...	...
J. Boswell	9/-	XXX	XXX	XXX	XXX	XXX	XXX	XXX	XXX	...	XXX	...
Michael Bowman	1/-	XXX	...	...	...	...	...	...	...	...	...	...
Hardie Buck	11/-	XXX	XXX	XXX	XXX	XXX	XXX	XXX	XXX	XXX	XXX	XXX
Josh Chapman	10/9	START	START	START	XXX	START	START	START	START	START	START	...
H. Clinton-Dix	11/-	XXX	XXX	XXX	XXX	XXX	XXX	XXX	XXX	XXX	XXX	XXX
Trey Depriest	11/-	XXX	XXX	XXX	XXX	XXX	XXX	XXX	XXX	XXX	XXX	XXX
Quinton Dial	10/1	XXX	XXX	XXX	XXX	...	XXX	XXX	XXX	XXX	XXX	START
Xzavier Dickson	6/-	XXX	...	XXX	...	XXX	XXX	XXX	XXX	...	...	...
D.J. Fluker	11/11	START	START	START	START	START	START	START	START	START	START	START
Cade Foster	11/-	XXX	XXX	XXX	XXX	XXX	XXX	XXX	XXX	XXX	XXX	XXX
Jalston Fowler	11/-	XXX	XXX	XXX	XXX	XXX	XXX	XXX	XXX	XXX	XXX	XXX
John Fulton	11/-	XXX	XXX	XXX	XXX	XXX	XXX	XXX	XXX	XXX	XXX	XXX
Nick Gentry	10/-	XXX	XXX	XXX	XXX	XXX	XXX	XXX	XXX	XXX	XXX	...
Brandon Gibson	11/1	XXX	XXX	XXX	XXX	XXX	XXX	XXX	XXX	XXX	XXX	START
Darius Hanks	8/8	...	...	START	START	START	START	START	START	START	START	...
Jerrell Harris	11/6	XXX	XXX	XXX	XXX	START	START	START	XXX	START	START	START
D. Hightower	11/11	START	START	START	START	START	START	START	START	START	START	START
Adrian Hubbard	8/-	XXX	...	XXX	XXX	XXX	XXX	XXX	XXX	XXX	...	...
Brandon Ivory	4/-	XXX	...	XXX	...	...	XXX	...	...	...	...	XXX
Kelly Johnson	8/-	XXX	...	XXX	XXX	XXX	XXX	...	XXX	...	XXX	XXX
Nico Johnson	11/6	XXX	XXX	XXX	XXX	START	START	START	XXX	START	START	START
Barrett Jones	9/9	START	START	START	START	START	START	START	START	START	...	...
Christian Jones	11/-	XXX	XXX	XXX	XXX	XXX	XXX	XXX	XXX	XXX	XXX	XXX
Harrison Jones	8/-	XXX	XXX	XXX	XXX	XXX	XXX	XXX	XXX	...	...	...
Phelon Jones	9/-	XXX	XXX	XXX	XXX	XXX	XXX	XXX	XXX	...	...	XXX
Chris Jordan	4/-	...	...	...	...	...	...	XXX	XXX	XXX	XXX	...
Dre Kirkpatrick	11/11	START	START	START	START	START	START	START	START	START	START	START
A. Kouandjio	2/-	...	XXX	...	XXX	...	...	...	...	...	...	...
C. Kouandjio	8/-	XXX	XXX	XXX	XXX	XXX	XXX	XXX	XXX	...	...	...
Eddie Lacy	10/-	XXX	XXX	XXX	XXX	XXX	...	XXX	XXX	XXX	XXX	XXX
Robert Lester	11/11	START	START	START	START	START	START	START	START	START	START	START
Brandon Lewis	7/-	...	XXX	XXX	XXX	XXX	XXX	XXX	XXX	...	...	...
Chad Lindsay	2/-	XXX	...	...	...	...	...	XXX	...	...	...	...
Tyler Love	2/-	XXX	...	...	...	...	...	XXX	...	...	...	...
Will Lowery	11/1	XXX	XXX	XXX	START	XXX	XXX	XXX	XXX	XXX	XXX	XXX
Cody Mandell	10/-	XXX	XXX	XXX	XXX	XXX	XXX	XXX	XXX	XXX	XXX	...
Marquis Maze	11/10	START	START	START	START	START	START	START	START	XXX	START	START
AJ McCarron	11/11	START	START	START	START	START	START	START	START	START	START	START
A. McCullough	11/4	XXX	XXX	XXX	XXX	XXX	XXX	XXX	START	START	START	START
DeQuan Menzie	11/11	START	START	START	START	START	START	START	START	START	START	START
D. Milliner	11/5	START	START	START	START	XXX	XXX	XXX	START	XXX	XXX	XXX
C.J. Mosley	9/5	START	START	START	START	...	...	XXX	START	XXX	XXX	XXX
Kevin Norwood	9/-	XXX	XXX	...	...	XXX	XXX	XXX	XXX	XXX	XXX	XXX
Jeoffrey Pagan	6/-	XXX	...	XXX	...	...	XXX	XXX	XXX	...	...	XXX
Tana Patrick	9/-	XXX	...	XXX	XXX	XXX	XXX	XXX	XXX	XXX	XXX	...
Nick Perry	9/-	XXX	...	XXX	XXX	...	XXX	XXX	XXX	XXX	XXX	XXX
T. Richardson	11/11	START	START	START	START	START	START	START	START	START	START	START
Jeremy Shelley	11/-	XXX	XXX	XXX	XXX	XXX	XXX	XXX	XXX	XXX	XXX	XXX
Austin Shepherd	7/-	XXX	...	XXX	...	XXX	XXX	XXX	XXX	...	XXX	...
Blake Sims	5/-	XXX	...	XXX	...	...	XXX	XXX	XXX	...	...	...
Phillip Sims	8/-	XXX	XXX	XXX	XXX	XXX	XXX	XXX	XXX	...	...	...
Brad Smelley	11/8	START	START	START	XXX	XXX	START	START	START	START	XXX	START
Damion Square	11/11	START	START	START	START	START	START	START	START	START	START	START
Anthony Steen	11/9	START	START	START	START	START	START	START	XXX	XXX	START	START
Ed Stinson	11/-	XXX	XXX	XXX	XXX	XXX	XXX	XXX	XXX	XXX	XXX	XXX
Vinnie Sunseri	11/-	XXX	XXX	XXX	XXX	XXX	XXX	XXX	XXX	XXX	XXX	XXX
Carson Tinker	11/-	XXX	XXX	XXX	XXX	XXX	XXX	XXX	XXX	XXX	XXX	XXX
Chris Underwood	11/1	XXX	XXX	XXX	XXX	XXX	XXX	XXX	XXX	START	XXX	XXX
Courtney Upshaw	11/10	START	START	START	START	START	START	START	XXX	START	START	START
William Vlachos	11/11	START	START	START	START	START	START	START	START	START	START	START
Brian Vogler	9/-	XXX	XXX	XXX	XXX	XXX	XXX	XXX	XXX	...	...	XXX
Chance Warmack	11/11	START	START	START	START	START	START	START	START	START	START	START
Alex Watkins	11/1	XXX	XXX	XXX	XXX	XXX	XXX	START	XXX	XXX	XXX	XXX
Ranzell Watkins	2/-	XXX	XXX	...	...	...	...	...	...	...	...	...
DeAndrew White	10/2	START	XXX	XXX	XXX	XXX	XXX	XXX	XXX	XXX	START	...
J. Williams	5/-	XXX	...	XXX	...	...	XXX	XXX	...	...	...	XXX
Jesse Williams	11/11	START	START	START	START	START	START	START	START	START	START	START
Kellen Williams	5/-	...	...	XXX	...	XXX	XXX	XXX	XXX	...	...	...
M. Williams	11/10	START	START	START	START	START	XXX	START	START	START	START	START

# RUSHING/RECEIVING/PASSING GAME-BY-GAME

## RUSHING

RUSHING	No-Yds/TD	KENT	PSU	NT	AR	UF	VANDY	UM	UT	LSU	MSU	GSU
T. Richardson RB	236-1380/20	13-37/3	26-111/2	11-167/3	17-126/0	29-181/2	19-107/1	17-183/4	17-77/2	23-89/0	32-127/1	32-175/2
Eddie Lacy RB	80-625/7	8-58/1	11-85/0	9-161/2	13-61/1	5-32/1	DNP	5-22/0	7-46/0	5-19/0	11-96/2	6-45/0
Jalston Fowler RB	55-370/3	4-69/1	-	3-20/0	4-11/0	5-19/0	13-58/0	9-125/2	9-27/0	-	-	8-41/0
Blake Sims QB	22-107/0	6-16/0	DNP	3-13/0	DNP	DNP	8-4/0	5-74/0	-	DNP	DNP	DNP
Brad Smelley TE	1-1/0	-	1-1/0	-	-	-	-	-	-	-	-	-
Marquis Maze WR	5--7/0	-	1--5/0	1-6/0	-	-	1--1/0	-	1--1/0	1--6/0	-	-
Phillip Sims QB	5--10/0	3-3/0	-	1--5/0	-	-	1--8/0	-	-	DNP	DNP	DNP
TEAM	9--18/0	DNP	DNP	1--1/0	DNP	3--7/0	DNP	3--6/0	2--4/0	DNP	DNP	DNP
AJ McCarron QB	25--23/2	1-0/0	2-4/0	4--14/0	5--1/0	1-1/1	1--7/0	3--9/0	2--2/1	2--6/0	1-0/0	3-11/0

## RECEIVING

RECEIVING	No-Yds/TD	KENT	PSU	NT	AR	UF	VANDY	UM	UT	LSU	MSU	GSU
Marquis Maze WR	52-609/1	8-118/1	4-42/0	3-26/0	5-40/0	2-36/0	9-93/0	3-21/0	5-106/0	6-61/0	4-22/0	3-44/0
T. Richardson RB	26-322/2	1-16/0	4-19/0	1-1/0	3-85/1	2-27/0	2-1/0	2-30/0	3-33/0	5-80/0	2-26/0	1-4/1
Darius Hanks WR	21-270/1	DNP	DNP	2-20/0	2-13/0	2-19/0	5-60/1	4-63/0	3-55/0	2-38/0	1-2/0	DNP
Brad Smelley TE	21-231/3	1-8/0	2-18/0	4-46/0	1-15/0	1-16/0	3-19/1	2-9/0	2-34/0	1-8/0	-	4-58/2
Kenny Bell WR	14-183/1	-	1-14/0	4-55/0	1-8/0	1-7/0	-	3-31/0	3-52/1	-	1-16/0	-
M. Williams TE	12-169/2	-	3-34/1	1-10/0	1-37/1	3-32/0	-	2-39/0	-	1-1/0	1-16/0	-
DeAndrew White WR	14-151/2	4-44/0	-	1-5/0	-	-	3-58/2	3-23/0	-	-	3-21/0	DNP
Eddie Lacy RB	10-127/0	3-76/0	1-6/0	-	1-4/0	1-3/0	DNP	-	2-14/0	1-11/0	-	1-13/0
Brandon Gibson WR	12-127/1	1-18/0	1-5/0	3-35/0	1--2/0	-	1-12/0	1-10/1	-	-	-	4-49/0
Kevin Norwood WR	7-112/0	1-5/0	3-25/0	DNP	DNP	-	-	-	-	-	2-60/0	1-22/0
Christion Jones	3-49/0	1-8/0	-	2-41/0	-	-	-	-	-	-	-	-
Blake Sims QB	2-18/0	-	DNP	-	DNP	DNP	2-18/0	-	-	DNP	DNP	DNP
Brian Vogler TE	1-6/0	1-6/0	-	-	-	-	-	-	-	DNP	DNP	-
Harrison Jones TE	1-5/0	-	-	-	-	-	1-5/0	-	-	DNP	DNP	DNP

## PASSING

#10 AJ McCarron	Comp	Att	Int	Pct	Yards	TD	Long	Sacked	Effic
Kent State	14	23	2	60.9	226	1	48	0-0	140.37
Penn State	19	31	0	61.3	163	1	29	0-0	116.10
North Texas	15	21	0	71.4	190	0	30	3-14	147.43
Arkansas	15	20	0	75.0	200	2	61	2-8	192.00
Florida	12	25	0	48.0	140	0	22	0-0	95.04
Vanderbilt	23	30	0	76.7	237	4	39	1-7	187.03
Mississippi	19	24	0	79.2	224	1	36	1-14	171.32
Tennessee	17	26	1	65.4	284	1	69	1-4	162.14
LSU	16	28	1	57.1	199	0	39	2-6	109.70
Mississippi State	14	24	1	58.3	163	0	38	0-0	107.05
Georgia Southern	14	19	0	73.7	190	3	34	0-0	209.79
TOTALS	178	271	5	65.7	2216	13	69	10-53	146.51

#14 Phillip Sims	Comp	Att	Int	Pct	Yards	TD	Long	Sacked	Effic
Kent State	7	14	2	50.0	73	0	18	2-12	65.23
North Texas	6	8	0	75.0	49	0	19	1-5	126.45
Vanderbilt	3	3	0	100.0	29	0	10	1-8	181.20
Mississippi	1	1	0	100.0	2	0	2	0-0	116.80
Tennessee	1	2	0	50.0	10	0	10	0-0	92.00
TOTALS	18	28	2	64.3	163	0	19	4-25	98.90

#4 Marquis Maze	Comp	Att	Int	Pct	Yards	TD	Long	Sacked	Effic
LSU	0	1	1	0.0	0	0	0	0-0	-200.00
TOTALS	0	1	1	0.0	0	0	0	0-0	-200.00

# TACKLES GAME-BY-GAME

Total Tackles	UA-A	Total	KENT	PSU	NT	AR	UF	VANDY	UM	UT	LSU	MSU	GSU
D. Hightower LB	31-41	72	4-3	2-2	3-2	4-5	3-2	2-3	2-3	2-6	4-3	4-7	1-5
Mark Barron DB	41-24	65	2-0	5-2	4-3	5-1	1-1	4-2	5-0	1-4	1-5	5-6	8-0
Nico Johnson LB	21-20	41	-	1-0	2-0	1-0	3-1	1-2	5-2	3-3	3-8	-	2-4
Courtney Upshaw LB	26-13	39	4-3	0-1	4-0	-	4-0	2-0	2-0	3-3	2-4	2-1	3-1
DeQuan Menzie DB	23-14	37	3-3	3-2	2-1	1-0	2-0	1-1	1-1	2-1	5-3	3-2	-
Robert Lester DB	17-15	32	-	1-1	1-1	3-2	1-1	2-2	1-1	2-3	2-1	2-2	2-1
C.J. Mosley LB	14-16	30	2-1	4-4	-	1-0	DNP	DNP	-	3-5	1-1	3-5	-
Damion Square DL	11-15	26	1-0	0-1	0-2	-	1-2	-	2-1	1-1	2-4	1-2	3-2
Dre Kirkpatrick DB	23-3	26	-	2-0	1-0	6-0	3-0	2-0	3-1	1-0	2-2	1-0	2-0
Vinnie Sunseri DB	14-11	25	3-3	-	3-3	0-2	2-0	-	4-2	1-1	-	-	1-0
Trey Depriest LB	9-14	23	3-7	1-1	1-2	0-1	1-0	1-1	1-0	0-1	1-0	0-1	-
Jesse Williams DL	10-12	22	-	1-1	0-1	4-1	2-0	0-1	1-0	-	0-5	1-1	1-2
Quinton Dial DL	8-14	22	1-0	2-3	0-2	1-1	DNP	-	1-0	-	-	0-3	3-5
Jerrell Harris LB	11-10	21	1-1	1-1	0-1	0-2	2-0	3-0	0-1	1-1	2-3	1-0	-
Josh Chapman DL	8-12	20	1-0	2-2	1-1	-	1-2	0-1	-	1-1	2-2	0-3	DNP
D. Milliner DB	9-11	20	0-4	2-1	2-2	1-1	1-0	-	2-0	0-2	-	0-1	1-0
Nick Gentry DL	8-12	20	0-1	0-2	1-0	2-0	1-0	3-0	0-2	0-1	0-3	1-3	DNP
Will Lowery DB	14-6	20	1-1	1-1	5-2	2-0	1-0	2-0	-	2-2	-	-	-
Ed Stinson DL	8-8	16	0-1	1-1	2-1	1-2	3-0	1-0	0-1	-	-	0-2	-
Alex Watkins DL	7-8	15	1-0	2-0	-	0-3	1-0	0-2	1-1	1-1	-	1-1	-
H. Clinton-Dix DB	5-5	10	0-1	1-0	0-2	0-1	1-0	1-1	1-0	1-0	-	-	-
Adrian Hubbard LB	3-6	9	-	DNP	0-1	1-0	1-1	1-1	0-1	0-1	0-1	DNP	DNP
Tana Patrick LB	2-5	7	2-2	DNP	0-1	-	-	-	-	0-2	-	-	DNP
Hardie Buck	2-5	7	0-2	-	-	-	-	-	-	1-0	1-1	-	0-2
Brandon Gibson	3-4	7	-	0-1	-	0-3	1-0	-	1-0	1-0	-	-	-
Kelly Johnson	3-2	5	-	DNP	-	0-1	1-0	-	DNP	-	DNP	-	2-1
John Fulton DB	2-3	5	1-0	-	0-2	0-1	-	-	-	-	-	1-0	-
Cade Foster	3-2	5	-	-	-	0-1	2-0	1-1	-	-	-	-	-
Brandon Ivory DL	0-5	5	0-1	DNP	-	DNP	DNP	0-1	DNP	DNP	DNP	DNP	0-3
U. Billingsley DL	1-3	4	-	-	1-0	-	-	-	0-2	-	-	-	0-1
J. Williams DB	3-1	4	-	DNP	1-0	DNP	DNP	-	2-0	DNP	DNP	DNP	0-1
Phelon Jones	2-2	4	1-2	-	-	-	-	-	1-0	-	DNP	DNP	-
Jeffrey Pagan DL	0-4	4	0-2	DNP	-	DNP	DNP	0-1	0-1	-	DNP	DNP	-
Chris Jordan LB	0-3	3	DNP	DNP	DNP	DNP	DNP	DNP	0-1	0-2	-	-	DNP
Brad Smelley	1-1	2	-	0-1	-	-	-	-	1-0	-	-	-	-
Xzavier Dickson DL	1-1	2	-	DNP	1-0	DNP	-	-	0-1	-	DNP	DNP	DNP
Nick Perry DB	1-1	2	1-0	DNP	-	-	DNP	-	-	0-1	-	-	-
Phillip Sims	1-0	1	1-0	-	-	-	-	-	-	-	DNP	DNP	DNP
Jalston Fowler	1-0	1	-	-	-	-	-	-	-	-	1-0	-	-
AJ McCarron	1-0	1	-	-	-	-	-	-	-	-	-	1-0	-
DeAndrew White	1-0	1	-	-	1-0	-	-	-	-	-	-	-	DNP
M. Williams	1-0	1	-	-	-	-	-	-	-	-	1-0	-	-
T. Richardson	1-0	1	-	-	-	-	-	-	-	1-0	-	-	-
Carson Tinker	1-0	1	-	-	-	1-0	-	-	-	-	-	-	-
D.J. Fluker	1-0	1	-	-	-	-	-	-	-	-	1-0	-	-
Ranzell Watkins DB	0-1	1	0-1	-	DNP	DNP	DNP	DNP	DNP	DNP	DNP	DNP	DNP
Christian Jones DL	1-0	1	1-0	-	-	-	-	-	-	-	-	-	-

# SUPERLATIVES

## ALABAMA

### INDIVIDUAL GAME HIGHS

Rushes	32	Trent Richardson at Mississippi State (Nov 12, 2011)
	32	Trent Richardson vs Georgia Southern (Nov 19, 2011)
Yards Rushing	183	Trent Richardson at Mississippi (Oct 15, 2011)
TD Rushes	4	Trent Richardson at Mississippi (Oct 15, 2011)
Long Rush	76	Trent Richardson at Mississippi (Oct 15, 2011)
Pass attempts	31	AJ McCarron at Penn State (Sep 10, 2011)
Pass completions	23	AJ McCarron vs Vanderbilt (Oct 08, 2011)
Yards Passing	284	AJ McCarron vs Tennessee (Oct 22, 2011)
TD Passes	4	AJ McCarron vs Vanderbilt (Oct 08, 2011)
Long Pass	69	AJ McCarron vs Tennessee (Oct 22, 2011)
Receptions	9	Marquis Maze vs Vanderbilt (Oct 08, 2011)
Yards Receiving	118	Marquis Maze vs Kent State (Sep 03, 2011)
TD Receptions	2	DeAndrew White vs Vanderbilt (Oct 08, 2011)
	2	Brad Smelley vs Georgia Southern (Nov 19, 2011)
Long Reception	69	Marquis Maze vs Tennessee (Oct 22, 2011)
Field Goals	2	Jeremy Shelley vs Kent State (Sep 03, 2011)
	2	Jeremy Shelley at Penn State (Sep 10, 2011)
	2	Jeremy Shelley vs North Texas (Sep 17, 2011)
	2	Jeremy Shelley vs Tennessee (Oct 22, 2011)
Long Field Goal	46	Cade Foster vs LSU (Nov 05, 2011)
Punts	6	Cody Mandell at Penn State (Sep 10, 2011)
	6	Cody Mandell vs Arkansas (Sep 24, 2011)
Punting Avg	44.0	Cody Mandell at Mississippi (Oct 15, 2011)
Long Punt	50	Cody Mandell vs Vanderbilt (Oct 08, 2011)
Punts inside 20	5	Cody Mandell at Florida (Oct 1, 2011)
Long Punt Return	83	Marquis Maze vs Arkansas (Sep 24, 2011)
Long Kickoff Return	70	Marquis Maze at Florida (Oct 1, 2011)
Tackles	11	Nico Johnson vs LSU (Nov 05, 2011)
	11	Mark Barron at Mississippi State (Nov 12, 2011)
	11	Dont'a Hightower at Mississippi State (Nov 12, 2011)
Sacks	2.0	Courtney Upshaw at Mississippi (Oct 15, 2011)
Tackles For Loss	3.0	Courtney Upshaw vs North Texas (Sep 17, 2011)
	3.0	Courtney Upshaw at Florida (Oct 1, 2011)
	3.0	Ed Stinson at Florida (Oct 1, 2011)
Interceptions	1	Phelon Jones vs Kent State (Sep 03, 2011)
	1	Mark Barron at Penn State (Sep 10, 2011)
	1	DeQuan Menzie vs Arkansas (Sep 24, 2011)
	1	DeMarcus Milliner vs Arkansas (Sep 24, 2011)
	1	Courtney Upshaw at Florida (Oct 1, 2011)
	1	DeMarcus Milliner vs Vanderbilt (Oct 08, 2011)
	1	Nico Johnson vs Vanderbilt (Oct 08, 2011)
	1	Robert Lester at Mississippi (Oct 15, 2011)
	1	Dont'a Hightower vs Tennessee (Oct 22, 2011)
	1	Mark Barron vs LSU (Nov 05, 2011)
	1	Robert Lester vs LSU (Nov 05, 2011)

### TEAM GAME HIGHS

Rushes	49	vs Georgia Southern (Nov 19, 2011)
Yards Rushing	389	at Mississippi (Oct 15, 2011)
Yards Per Rush	10.5	vs North Texas (Sep 17, 2011)
TD Rushes	6	at Mississippi (Oct 15, 2011)
Pass attempts	37	vs Kent State (Sep 03, 2011)
Pass completions	26	vs Vanderbilt (Oct 08, 2011)
Yards Passing	299	vs Kent State (Sep 03, 2011)
Yards Per Pass	10.5	vs Tennessee (Oct 22, 2011)
TD Passes	4	vs Vanderbilt (Oct 08, 2011)
Total Plays	76	vs Vanderbilt (Oct 08, 2011)
Total Offense	615	at Mississippi (Oct 15, 2011)
Yards Per Play	9.5	vs North Texas (Sep 17, 2011)
Points	52	at Mississippi (Oct 15, 2011)
Sacks By	5	at Mississippi (Oct 15, 2011)
	5	at Mississippi State (Nov 12, 2011)
First Downs	28	vs Georgia Southern (Nov 19, 2011)
Penalties	6	vs LSU (Nov 05, 2011)
	6	at Mississippi State (Nov 12, 2011)
	6	vs Georgia Southern (Nov 19, 2011)
Penalty Yards	73	vs LSU (Nov 05, 2011)
Turnovers	5	vs Kent State (Sep 03, 2011)
Interceptions By	2	vs Arkansas (Sep 24, 2011)
	2	vs Vanderbilt (Oct 08, 2011)
	2	vs LSU (Nov 05, 2011)
Punts	6	at Penn State (Sep 10, 2011)
	6	vs Arkansas (Sep 24, 2011)
Punting Avg	44.0	at Mississippi (Oct 15, 2011)
Long Punt	50	vs Vanderbilt (Oct 08, 2011)
Punts inside 20	5	at Florida (Oct 1, 2011)
Long Punt Return	83	vs Arkansas (Sep 24, 2011)

## OPPONENTS

### OPPONENT INDIVIDUAL GAME HIGHS

Rushes	22	Redd, Silas, at Penn State (Sep 10, 2011)
Yards Rushing	153	D. Swope, vs Georgia Southern (Nov 19, 2011)
TD Rushes	1	Redd, Silas, at Penn State (Sep 10, 2011)
	1	Jeff Scott, at Mississippi (Oct 15, 2011)
	1	D. Swope, vs Georgia Southern (Nov 19, 2011)
Long Rush	82	D. Swope, vs Georgia Southern (Nov 19, 2011)
Pass attempts	47	Spencer Keith, vs Kent State (Sep 03, 2011)
Pass completions	22	Tyler Wilson, vs Arkansas (Sep 24, 2011)
Yards Passing	190	Brantley, J., at Florida (Oct 1, 2011)
TD Passes	2	Tyler Wilson, vs Arkansas (Sep 24, 2011)
Long Pass	65	Brantley, J., at Florida (Oct 1, 2011)
Receptions	6	Joe Adams, vs Arkansas (Sep 24, 2011)
Yards Receiving	90	Debose, A., at Florida (Oct 1, 2011)
TD Receptions	1	J. Thompson, vs Kent State (Sep 03, 2011)
	1	Cobi Hamilton, vs Arkansas (Sep 24, 2011)
	1	Dennis Johnson, vs Arkansas (Sep 24, 2011)
	1	Debose, A., at Florida (Oct 1, 2011)
	1	Chris Smith, at Mississippi State (Nov 12, 2011)
	1	J. Bryant, vs Georgia Southern (Nov 19, 2011)
Long Reception	65	Debose, A., at Florida (Oct 1, 2011)
Field Goals	3	Drew Allemann, vs LSU (Nov 05, 2011)
Long Field Goal	52	Palardy, M., vs Tennessee (Oct 22, 2011)
Punts	12	Matt Rinehart, vs Kent State (Sep 03, 2011)
Punting Avg	47.5	C. Edwards, vs Georgia Southern (Nov 19, 2011)
Long Punt	73	Brad Wing, vs LSU (Nov 05, 2011)
Punts inside 20	4	Brad Wing, vs LSU (Nov 05, 2011)
Long Punt Return	15	Brown, Justin, at Penn State (Sep 10, 2011)
Long Kickoff Return	95	L. Scott, vs Georgia Southern (Nov 19, 2011)
Tackles	14	D. Stanley, vs Georgia Southern (Nov 19, 2011)
Sacks	2.0	Brandon McCoy, vs North Texas (Sep 17, 2011)
	2.0	Sam Montgomery, vs LSU (Nov 05, 2011)
Tackles For Loss	2.0	Roosevelt Nix, vs Kent State (Sep 03, 2011)
	2.0	Mark Fackler, vs Kent State (Sep 03, 2011)
	2.0	Brandon McCoy, vs North Texas (Sep 17, 2011)
	2.0	A. Highsmith, vs Arkansas (Sep 24, 2011)
	2.0	Tim Fugger, vs Vanderbilt (Oct 08, 2011)
	2.0	Jackson, Mal., vs Tennessee (Oct 22, 2011)
	2.0	Sam Montgomery, vs LSU (Nov 05, 2011)
	2.0	Josh Boyd, at Mississippi State (Nov 12, 2011)
Interceptions	1	Josh Pleasant, vs Kent State (Sep 03, 2011)
	1	Sidney Saulter, vs Kent State (Sep 03, 2011)
	1	Leon Green, vs Kent State (Sep 03, 2011)
	1	Norman Wolfe, vs Kent State (Sep 03, 2011)
	1	Johnson, Aus., vs Tennessee (Oct 22, 2011)
	1	Eric Reid, vs LSU (Nov 05, 2011)
	1	Mo. Claiborne, vs LSU (Nov 05, 2011)
	1	C. Lawrence, at Mississippi State (Nov 12, 2011)

### OPPONENT TEAM GAME HIGHS

Rushes	41	vs LSU (Nov 05, 2011)
Yards Rushing	302	vs Georgia Southern (Nov 19, 2011)
Yards Per Rush	7.7	vs Georgia Southern (Nov 19, 2011)
TD Rushes	1	at Penn State (Sep 10, 2011)
	1	at Mississippi (Oct 15, 2011)
	1	vs Georgia Southern (Nov 19, 2011)
Pass attempts	47	vs Kent State (Sep 03, 2011)
Pass completions	24	vs Arkansas (Sep 24, 2011)
Yards Passing	209	vs Arkansas (Sep 24, 2011)
Yards Per Pass	9.0	at Florida (Oct 1, 2011)
TD Passes	2	vs Arkansas (Sep 24, 2011)
Total Plays	70	vs Kent State (Sep 03, 2011)
Total Offense	341	vs Georgia Southern (Nov 19, 2011)
Yards Per Play	7.4	vs Georgia Southern (Nov 19, 2011)
Points	21	vs Georgia Southern (Nov 19, 2011)
Sacks By	4	vs North Texas (Sep 17, 2011)
First Downs	16	at Penn State (Sep 10, 2011)
Penalties	8	vs North Texas (Sep 17, 2011)
Penalty Yards	68	vs North Texas (Sep 17, 2011)
Turnovers	3	at Penn State (Sep 10, 2011)
Interceptions By	4	vs Kent State (Sep 03, 2011)
Punts	12	vs Kent State (Sep 03, 2011)
Punting Avg	47.5	vs Georgia Southern (Nov 19, 2011)
Long Punt	73	vs LSU (Nov 05, 2011)
Punts inside 20	4	vs LSU (Nov 05, 2011)
Long Punt Return	15	at Penn State (Sep 10, 2011)

# ALABAMA DRIVE CHART

## KENT STATE

Team	Qtr	Drive Started			Drive Ended			Consumed		
		Spot	Time	Obtained	Spot	Time	How lost	PI	Yds	TOP
UA	1st	K36	13:51	Punt	K00	10:22	*TOUCHDOWN	8	- 36	3:29
UA		A26	09:14	Punt	K00	08:03	*TOUCHDOWN	4	- 74	1:11
UA		A21	06:33	Punt	A34	03:44	Punt	5	- 13	2:49
UA		K34	01:24	Punt	K00	00:26	*TOUCHDOWN	4	- 34	0:58
UA	2nd	A27	14:43	Punt	A18	13:36	Punt	3	- (9)	1:07
UA		A24	10:48	Punt	A46	07:33	Punt	6	- 22	3:15
UA		A48	04:38	Punt	A48	04:19	Interception	3	- 0	0:19
UA		A49	02:32	Punt	K18	01:35	*FIELD GOAL	7	- 33	0:57
UA		A15	00:31	Punt	K36	00:00	Missed FG	3	- 49	0:31
UA	3rd	A43	15:00	Kickoff	K29	13:05	Interception	5	- 28	1:55
UA		A29	10:58	Punt	A35	09:24	Interception	3	- 6	1:34
UA		A24	09:13	Kickoff	K00	05:16	*TOUCHDOWN	8	- 76	3:57
UA		K01	04:08	Downs	K00	04:04	*TOUCHDOWN	1	- 1	0:04
UA		K30	00:00	Punt	K27	02:13	Fumble	0	- 3	0:00
UA		A42	01:42	Punt	A42	01:32	Interception	1	- 0	0:10
UA	4th	A37	14:15	Downs	K00	13:27	*TOUCHDOWN	2	- 63	0:48
UA		K40	10:03	Downs	K15	05:27	*FIELD GOAL	8	- 25	4:36
UA		A24	02:13	Interception	A45	00:00	End of half	4	- 21	2:13

## FLORIDA

Team	Qtr	Drive Started			Drive Ended			Consumed		
		Spot	Time	Obtained	Spot	Time	How lost	PI	Yds	TOP
UA	1st	A34	14:41	Kickoff	F14	09:47	*FIELD GOAL	12	- 52	4:54
UA		F29	05:19	Kickoff	F00	00:52	*TOUCHDOWN	7	- 29	4:27
UA	2nd	F00	12:57	Interception	F00	12:57	*TOUCHDOWN	0	- 0	0:00
UA		A26	10:56	Punt	F47	08:44	Punt	4	- 27	2:12
UA		A39	07:36	Punt	F00	03:13	*TOUCHDOWN	10	- 61	4:23
UA		A35	00:05	Missed FG	A34	00:00	End of half	1	- (1)	0:05
UA	3rd	A22	15:00	Kickoff	A50	11:24	Punt	7	- 28	3:36
UA		A47	09:27	Punt	F48	08:20	Punt	3	- 5	1:07
UA		A32	07:19	Punt	A37	05:38	Punt	3	- 5	1:41
UA		A08	02:52	Punt	F00	12:25	*TOUCHDOWN	11	- 92	5:27
UA	4th	F46	10:43	Fumble	F00	08:45	*TOUCHDOWN	4	- 46	1:58
UA		A29	06:34	Punt	A48	02:46	Punt	5	- 19	3:48
UA		A42	01:03	Punt	A36	00:00	End of half	2	- (6)	1:03

## PENN STATE

Team	Qtr	Drive Started			Drive Ended			Consumed		
		Spot	Time	Obtained	Spot	Time	How lost	PI	Yds	TOP
UA	1st	A25	07:28	Kickoff	A28	06:37	Punt	3	- 3	0:51
UA		A31	05:16	Punt	P00	00:25	*TOUCHDOWN	11	- 69	4:51
UA	2nd	A44	14:48	Punt	P04	10:08	*FIELD GOAL	10	- 52	4:40
UA		A30	08:24	Punt	A27	06:18	Punt	3	- (3)	2:06
UA		A50	04:41	Fumble	P00	00:35	*TOUCHDOWN	10	- 50	4:06
UA	3rd	A22	14:52	Kickoff	A28	13:35	Punt	3	- 6	1:17
UA		A20	12:00	Punt	A23	10:30	Punt	3	- 3	1:30
UA		A49	09:54	Punt	P01	04:50	*FIELD GOAL	11	- 50	5:04
UA		A09	02:18	Interception	A34	14:49	Punt	5	- 25	2:29
UA	4th	A20	13:01	Punt	A38	10:13	Punt	5	- 18	2:48
UA		A35	08:30	Fumble	P00	06:14	*TOUCHDOWN	5	- 65	2:16
UA		P45	01:52	Kickoff	P29	00:00	End of half	5	- 16	1:52

## VANDERBILT

Team	Qtr	Drive Started			Drive Ended			Consumed		
		Spot	Time	Obtained	Spot	Time	How lost	PI	Yds	TOP
UA	1st	A33	15:00	Kickoff	A39	13:23	Punt	3	- 6	1:37
UA		A23	12:12	Punt	V00	07:50	*TOUCHDOWN	10	- 77	4:22
UA		A30	03:11	Missed FG	A30	01:45	Punt	3	- 0	1:26
UA	2nd	A12	13:48	Punt	A50	08:40	Punt	8	- 38	5:08
UA		A22	04:18	Missed FG	V00	00:21	*TOUCHDOWN	13	- 78	3:57
UA	3rd	A06	12:34	Punt	V00	06:03	*TOUCHDOWN	12	- 94	6:31
UA		A19	05:02	Punt	V00	00:52	*FIELD GOAL	9	- 81	4:10
UA	4th	V20	13:23	Interception	V00	12:16	*TOUCHDOWN	3	- 20	1:07
UA		V37	10:38	Interception	V18	07:05	Downs	7	- 19	3:33
UA		V49	04:32	Punt	V32	00:09	Downs	8	- 17	4:23

## NORTH TEXAS

Team	Qtr	Drive Started			Drive Ended			Consumed		
		Spot	Time	Obtained	Spot	Time	How lost	PI	Yds	TOP
UA	1st	A22	15:00	Kickoff	N09	09:54	*FIELD GOAL	11	- 69	5:06
UA		A42	06:55	Punt	N00	03:39	*TOUCHDOWN	7	- 58	3:16
UA		A24	01:46	Punt	N00	14:14	*TOUCHDOWN	6	- 76	2:32
UA	2nd	A43	12:25	Punt	N20	08:11	*FIELD GOAL	8	- 37	4:14
UA		N40	05:20	Punt	N39	04:19	Punt	3	- 1	1:01
UA		N49	02:36	Punt	N18	00:54	Missed FG	7	- 31	1:42
UA	3rd	A26	11:41	Missed FG	N45	10:58	Fumble	2	- 29	0:43
UA		A42	09:50	Punt	N00	09:39	*TOUCHDOWN	1	- 58	0:11
UA		A07	04:11	Punt	N25	14:55	Missed FG	11	- 68	4:16
UA	4th	A29	13:13	Punt	N00	13:01	*TOUCHDOWN	1	- 71	0:12
UA		A33	12:04	Punt	N00	11:49	*TOUCHDOWN	1	- 67	0:15
UA		A35	10:08	Punt	A43	09:17	Fumble	2	- 8	0:51
UA		A03	03:28	Downs	A36	00:00	End of half	6	- 33	3:28

## MISSISSIPPI

Team	Qtr	Drive Started			Drive Ended			Consumed		
		Spot	Time	Obtained	Spot	Time	How lost	PI	Yds	TOP
UA	1st	A21	12:33	Kickoff	M00	08:24	*TOUCHDOWN	9	- 79	4:09
UA		A33	07:12	Punt	A20	06:07	Punt	3	- (13)	1:05
UA		A38	04:28	Punt	M00	14:11	*TOUCHDOWN	10	- 62	5:17
UA	2nd	A20	11:03	Punt	M36	05:43	Missed FG	11	- 44	5:20
UA		M41	04:32	Interception	M06	01:14	*FIELD GOAL	7	- 35	3:18
UA		A02	00:13	Punt	A03	00:00	End of half	1	- 1	0:13
UA	3rd	A27	14:53	Kickoff	M00	12:30	*TOUCHDOWN	6	- 73	2:23
UA		A08	08:25	Punt	M00	07:37	*TOUCHDOWN	2	- 92	0:48
UA		M15	07:25	Fumble	M00	06:44	*TOUCHDOWN	2	- 15	0:41
UA		M41	04:26	Punt	M00	02:08	*TOUCHDOWN	5	- 41	2:14
UA	4th	A02	12:52	Downs	M00	10:08	*TOUCHDOWN	5	- 98	2:48
UA		A14	05:28	Punt	M23	00:00	End of half	8	- 63	5:28

## ARKANSAS

Team	Qtr	Drive Started			Drive Ended			Consumed		
		Spot	Time	Obtained	Spot	Time	How lost	PI	Yds	TOP
UA	1st	A20	15:00	Kickoff	R00	11:48	*TOUCHDOWN	7	- 80	3:12
UA		A20	09:21	Punt	A46	06:46	Punt	4	- 26	2:35
UA		A20	01:18	Kickoff	A29	14:51	Punt	3	- 9	1:27
UA	2nd	A21	12:53	Punt	R02	05:35	*FIELD GOAL	13	- 77	7:18
UA		R00	04:38	Interception	R00	04:38	*TOUCHDOWN	0	- 0	0:00
UA		A39	02:46	Punt	A40	01:19	Punt	3	- 1	1:27
UA		A37	00:26	Punt	A44	00:00	End of half	2	- 7	0:26
UA	3rd	R00	11:29	Punt	R00	11:29	*TOUCHDOWN	0	- 0	0:00
UA		A36	10:47	Punt	R00	09:57	*TOUCHDOWN	2	- 64	0:50
UA		A24	08:54	Kickoff	A39	05:18	Punt	6	- 15	3:36
UA		A44	03:30	Downs	R00	00:48	*TOUCHDOWN	6	- 56	2:42
UA	4th	A11	14:13	Punt	A30	10:29	Punt	6	- 19	3:44
UA		A20	09:24	Punt	A36	06:35	Punt	4	- 16	2:49
UA		A08	02:45	Interception	A25	00:00	End of half	4	- 17	2:45

## TENNESSEE

Team	Qtr	Drive Started			Drive Ended			Consumed		
		Spot	Time	Obtained	Spot	Time	How lost	PI	Yds	TOP
UA	1st	A35	15:00	Kickoff	A46	12:57	Interception	5	- 11	2:03
UA		A35	11:42	Downs	A38	10:35	Punt	3	- 3	1:07
UA		A19	03:58	Kickoff	T09	02:26	*FIELD GOAL	5	- 72	1:32
UA		A40	00:47	Punt	T12	10:55	*FIELD GOAL	10	- 48	4:52
UA	2nd	A20	05:52	Kickoff	A39	02:12	Punt	6	- 19	3:40
UA		A33	00:38	Punt	A32	00:00	End of half	2	- (1)	0:38
UA	3rd	A25	12:59	Punt	T00	11:08	*TOUCHDOWN	5	- 75	1:51
UA		T39	09:01	Downs	T00	08:52	*TOUCHDOWN	1	- 39	0:09
UA		A37	06:32	Punt	T00	03:17	*TOUCHDOWN	6	- 63	3:15
UA		A27	01:03	Punt	T27	11:22	*FIELD GOAL	10	- 46	4:41
UA	4th	T09	10:57	Interception	T00	09:27	*TOUCHDOWN	3	- 9	1:30
UA		T38	09:12	Fumble	T01	03:07	Downs	11	- 37	6:05
UA		T08	00:55	Downs	T12	00:00	End of half	2	- (4)	0:55



# ALABAMA DRIVE CHART

## LSU

Team	Qtr	Drive Started			Drive Ended			Consumed	
		Spot	Time	Obtained	Spot	Time	How lost	Pl - Yds	TOP
UA	1st	A30	15:00	Kickoff	L27	12:09	Missed FG	6 - 43	2:51
UA		A05	08:17	Punt	L33	02:17	Missed FG	12 - 62	6:00
UA		A47	00:38	Interception	L31	12:46	Missed FG	7 - 22	2:52
UA	2nd	A04	08:53	Punt	L17	03:53	*FIELD GOAL	10 - 79	5:00
UA	3rd	A48	10:58	Punt	A45	10:00	Punt	3 - (3)	0:58
UA		L35	09:47	Interception	L29	07:56	*FIELD GOAL	4 - 6	1:51
UA		A11	03:15	Punt	A41	01:06	Interception	5 - 30	2:09
UA	4th	A23	14:13	Kickoff	L28	11:07	Interception	6 - 49	3:06
UA		A19	09:00	Punt	A49	04:33	Punt	7 - 30	4:27
UA		A20	00:52	Punt	A22	00:00	Possession	2 - 2	0:52
UA	OT	A25	15:00	Possession	L35	15:00	Missed FG	4 - 40	0:00

## MISSISSIPPI STATE

Team	Qtr	Drive Started			Drive Ended			Consumed	
		Spot	Time	Obtained	Spot	Time	How lost	Pl - Yds	TOP
UA	1st	A20	15:00	Kickoff	A20	13:12	Punt	3 - 0	1:48
UA		A21	11:18	Punt	A25	09:09	Punt	3 - 4	2:09
UA		A42	07:28	Punt	M32	04:15	Missed FG	8 - 26	3:13
UA		M31	01:02	Downs	M14	14:45	Missed FG	5 - 17	1:17
UA	2nd	A48	13:19	Punt	M00	09:59	*TOUCHDOWN	5 - 52	3:20
UA		A38	08:35	Punt	M46	07:03	Punt	4 - 16	1:32
UA		A24	02:50	Missed FG	A29	02:18	Interception	2 - 5	0:32
UA		A20	01:33	Missed FG	A31	00:00	End of half	4 - 11	1:33
UA	3rd	A20	12:37	Punt	M07	07:32	*FIELD GOAL	8 - 73	5:05
UA		A20	06:10	Punt	A50	03:14	Downs	6 - 30	2:56
UA		A47	01:57	Downs	M00	13:39	*TOUCHDOWN	7 - 53	3:18
UA	4th	A33	11:54	Kickoff	M44	09:04	Punt	5 - 23	2:50
UA		A27	06:26	Punt	M00	01:18	*TOUCHDOWN	11 - 73	5:08

## GEORGIA SOUTHERN

Team	Qtr	Drive Started			Drive Ended			Consumed	
		Spot	Time	Obtained	Spot	Time	How lost	Pl - Yds	TOP
UA	1st	A44	15:00	Kickoff	G14	11:48	*FIELD GOAL	7 - 42	3:12
UA		A45	05:12	Missed FG	A45	05:12	*TOUCHDOWN	0 - 0	0:00
UA		A29	02:58	Punt	G00	12:56	*TOUCHDOWN	10 - 71	5:02
UA	2nd	A35	12:36	Kickoff	G00	06:16	*TOUCHDOWN	12 - 65	6:20
UA		A47	00:56	Kickoff	G30	00:05	Missed FG	7 - 23	0:51
UA	3rd	A15	11:26	Punt	G00	07:17	*TOUCHDOWN	10 - 85	4:09
UA		A26	07:03	Kickoff	G00	02:36	*TOUCHDOWN	9 - 74	4:27
UA	4th	A08	09:20	Downs	G00	00:44	*TOUCHDOWN	15 - 92	8:36

# OPPONENT DRIVE CHART

## KENT STATE

Team	Qtr	Drive Started			Drive Ended			Consumed		
		Spot	Time	Obtained	Spot	Time	How lost	PI	Yds	TOP
KENT	1st	K11	15:00	Kickoff	K11	13:51	Punt	3	- 0	1:09
KENT		K27	10:22	Kickoff	K29	09:14	Punt	3	- 2	1:08
KENT		K31	08:03	Kickoff	K35	06:33	Punt	3	- 4	1:30
KENT		K21	03:44	Punt	K08	01:24	Punt	3	- (13)	2:20
KENT		K27	00:26	Kickoff	K32	14:43	Punt	3	- 5	0:43
KENT	2nd	K40	13:36	Punt	K46	10:48	Punt	3	- 6	2:48
KENT		K19	07:33	Punt	K35	04:38	Punt	6	- 16	2:55
KENT		K31	04:19	Interception	K20	02:32	Punt	3	- (11)	1:47
KENT		K34	01:35	Kickoff	K38	00:31	Punt	3	- 4	1:04
KENT		K36	00:00	Missed FG	K36	00:00	End of half	0	- 0	0:00
KENT	3rd	K25	13:05	Interception	K38	10:58	Punt	6	- 13	2:07
KENT		A03	09:24	Interception	A00	09:13	*TOUCHDOWN	2	- 3	0:11
KENT		K25	05:16	Kickoff	K01	04:08	Downs	4	- (24)	1:08
KENT		K19	04:04	Kickoff	K13	02:13	Punt	3	- (6)	1:51
KENT		K31	02:13	Fumble	K31	01:42	Punt	3	- 0	0:31
KENT		A43	01:32	Interception	A37	14:15	Downs	4	- 6	2:17
KENT	4th	K28	13:27	Kickoff	K40	10:03	Downs	9	- 12	3:24
KENT		K21	05:27	Kickoff	A42	02:13	Interception	9	- 37	3:14

## FLORIDA

Team	Qtr	Drive Started			Drive Ended			Consumed		
		Spot	Time	Obtained	Spot	Time	How lost	PI	Yds	TOP
UF	1st	F40	15:00	Kickoff	A00	14:41	*TOUCHDOWN	1	- 60	0:19
UF		F41	09:47	Kickoff	A04	05:19	*FIELD GOAL	10	- 55	4:28
UF		F29	00:52	Kickoff	F49	12:57	Interception	6	- 20	2:55
UF	2nd	F29	12:57	Kickoff	F34	10:56	Punt	3	- 5	2:01
UF		F14	08:44	Punt	F13	07:36	Punt	3	- (1)	1:08
UF		F33	03:13	Kickoff	A35	00:05	Missed FG	9	- 32	3:08
UF	3rd	F07	11:24	Punt	F12	09:27	Punt	3	- 5	1:57
UF		F16	08:20	Punt	F18	07:19	Punt	3	- 2	1:01
UF		F14	05:38	Punt	F45	02:52	Punt	6	- 31	2:46
UF	4th	F33	12:25	Kickoff	F46	10:43	Fumble	4	- 13	1:42
UF		F30	08:45	Kickoff	F36	06:34	Punt	3	- 6	2:11
UF		F12	02:46	Punt	F16	01:03	Punt	3	- 4	1:43

## PENN STATE

Team	Qtr	Drive Started			Drive Ended			Consumed		
		Spot	Time	Obtained	Spot	Time	How lost	PI	Yds	TOP
PSU	1st	P20	15:00	Kickoff	A26	07:34	*FIELD GOAL	16	- 54	7:26
PSU		P37	06:37	Punt	P31	05:16	Punt	4	- (6)	1:21
PSU		P19	00:20	Kickoff	P20	14:48	Punt	3	- 1	0:32
PSU	2nd	P20	10:03	Kickoff	P25	08:24	Punt	3	- 5	1:39
PSU		P29	06:18	Punt	P50	04:41	Fumble	6	- 21	1:37
PSU		P22	00:30	Kickoff	P29	00:00	End of half	2	- 7	0:30
PSU	3rd	P38	13:35	Punt	A47	12:00	Punt	4	- 15	1:35
PSU		P46	10:30	Punt	P46	09:54	Punt	3	- 0	0:36
PSU		P19	04:42	Kickoff	A41	02:18	Interception	6	- 40	2:24
PSU	4th	P37	14:49	Punt	A45	13:01	Punt	4	- 18	1:48
PSU		P36	10:13	Punt	A34	08:30	Fumble	5	- 30	1:43
PSU		P29	06:08	Kickoff	A00	01:53	*TOUCHDOWN	14	- 71	4:15

## VANDERBILT

Team	Qtr	Drive Started			Drive Ended			Consumed		
		Spot	Time	Obtained	Spot	Time	How lost	PI	Yds	TOP
VANDY	1st	V27	13:23	Punt	V29	12:12	Punt	3	- 2	1:11
VANDY		V23	07:50	Kickoff	A30	03:11	Missed FG	8	- 47	4:39
VANDY		V32	01:45	Punt	A42	13:48	Punt	6	- 26	2:57
VANDY	2nd	V20	08:40	Punt	A21	04:18	Missed FG	8	- 59	4:22
VANDY		V29	00:21	Kickoff	V27	00:00	End of half	1	- (2)	0:21
VANDY	3rd	V26	15:00	Kickoff	V30	12:34	Punt	3	- 4	2:26
VANDY		V36	06:03	Kickoff	V34	05:02	Punt	3	- (2)	1:01
VANDY		V31	00:52	Kickoff	V37	13:23	Interception	4	- 6	2:29
VANDY	4th	V24	12:16	Kickoff	V33	10:38	Interception	3	- 9	1:38
VANDY		V18	07:05	Downs	V29	04:32	Punt	5	- 11	2:33
VANDY		V33	00:09	Downs	V38	00:00	End of half	1	- 5	0:09

## NORTH TEXAS

Team	Qtr	Drive Started			Drive Ended			Consumed		
		Spot	Time	Obtained	Spot	Time	How lost	PI	Yds	TOP
NT	1st	N25	09:54	Kickoff	N38	06:55	Punt	5	- 13	2:59
NT		N27	03:39	Kickoff	N29	01:46	Punt	3	- 2	1:53
NT	2nd	N11	14:14	Kickoff	N13	12:25	Punt	3	- 2	1:49
NT		N14	08:11	Kickoff	N06	05:20	Punt	3	- (8)	2:51
NT		N04	04:19	Punt	N10	02:36	Punt	3	- 6	1:43
NT		N20	00:54	Missed FG	N25	00:00	End of half	2	- 5	0:54
NT	3rd	N21	15:00	Kickoff	A25	11:41	Missed FG	9	- 54	3:19
NT		N45	10:58	Fumble	N46	09:50	Punt	3	- 1	1:08
NT		N08	09:39	Kickoff	N46	04:11	Punt	10	- 38	5:28
NT	4th	N25	14:55	Missed FG	N23	13:13	Punt	3	- (2)	1:42
NT		N20	13:01	Kickoff	N21	12:04	Punt	3	- 1	0:57
NT		N19	11:49	Kickoff	N15	10:08	Punt	3	- (4)	1:41
NT		A43	09:17	Fumble	A03	03:28	Downs	14	- 40	5:49

## MISSISSIPPI

Team	Qtr	Drive Started			Drive Ended			Consumed		
		Spot	Time	Obtained	Spot	Time	How lost	PI	Yds	TOP
UM	1st	M28	15:00	Kickoff	A00	12:38	*TOUCHDOWN	5	- 72	2:22
UM		M29	08:18	Kickoff	M26	07:12	Punt	3	- (3)	1:06
UM		M36	06:07	Punt	M31	04:28	Punt	3	- (5)	1:39
UM	2nd	A49	14:03	Kickoff	A37	11:03	Punt	6	- 12	3:00
UM		M34	05:43	Missed FG	M33	04:32	Interception	3	- (1)	1:11
UM		A38	01:03	Kickoff	A41	00:13	Punt	3	- (3)	0:50
UM	3rd	M41	12:23	Kickoff	A46	08:25	Punt	6	- 13	3:58
UM		M21	07:32	Kickoff	M15	07:25	Fumble	1	- (6)	0:07
UM		M14	06:38	Kickoff	M04	04:26	Punt	3	- (10)	2:12
UM		M40	02:01	Kickoff	A02	12:52	Downs	12	- 58	4:09
UM	4th	M33	10:03	Kickoff	M47	05:28	Punt	7	- 14	4:35

## ARKANSAS

Team	Qtr	Drive Started			Drive Ended			Consumed		
		Spot	Time	Obtained	Spot	Time	How lost	PI	Yds	TOP
AR	1st	R37	11:48	Kickoff	R39	09:21	Punt	3	- 2	2:27
AR		R37	06:46	Punt	A00	01:18	*TOUCHDOWN	12	- 63	5:28
AR	2nd	R27	14:51	Punt	R44	12:53	Punt	4	- 17	1:58
AR		R20	05:35	Kickoff	R23	04:38	Interception	3	- 3	0:57
AR		R20	04:38	Kickoff	R20	02:46	Punt	3	- 0	1:52
AR		R32	01:19	Punt	R29	00:26	Punt	3	- (3)	0:53
AR	3rd	R24	15:00	Kickoff	R41	11:29	Punt	5	- 17	3:31
AR		R33	11:29	Kickoff	R30	10:47	Punt	3	- (3)	0:42
AR		R42	09:57	Kickoff	A00	08:54	*TOUCHDOWN	4	- 58	1:03
AR		R22	05:18	Punt	A44	03:30	Downs	5	- 34	1:48
AR		R29	00:48	Kickoff	R49	14:13	Punt	3	- 20	1:35
AR	4th	R33	10:29	Punt	R32	09:24	Punt	3	- (1)	1:05
AR		R26	06:35	Punt	A42	02:45	Interception	8	- 32	3:50

## TENNESSEE

Team	Qtr	Drive Started			Drive Ended			Consumed		
		Spot	Time	Obtained	Spot	Time	How lost	PI	Yds	TOP
UT	1st	A41	12:57	Interception	A35	11:42	Downs	4	- 6	1:15
UT		T33	10:35	Punt	A22	03:58	*FIELD GOAL	12	- 45	6:37
UT		T28	02:26	Kickoff	T30	00:47	Punt	3	- 2	1:39
UT	2nd	T20	10:55	Kickoff	A34	05:52	*FIELD GOAL	11	- 46	5:03
UT		T20	02:12	Punt	T25	00:38	Punt	3	- 5	1:34
UT	3rd	T24	15:00	Kickoff	T30	12:59	Punt	3	- 6	2:01
UT		T30	11:08	Kickoff	T39	09:01	Downs	4	- 9	2:07
UT		T22	08:52	Kickoff	T29	06:32	Punt	3	- 7	2:20
UT		T20	03:17	Kickoff	T29	01:03	Punt	3	- 9	2:14
UT	4th	T29	11:22	Kickoff	T29	10:57	Interception	1	- 0	0:25
UT		T36	09:27	Kickoff	T39	09:12	Fumble	1	- 3	0:15
UT		T01	03:07	Downs	T08	00:55	Downs	4	- 7	2:12

# OPPONENT DRIVE CHART

## LSU

Team	Qtr	Drive Started			Drive Ended			Consumed	
		Spot	Time	Obtained	Spot	Time	How lost	PI - Yds	TOP
LSU	1st	L27	12:09	Missed FG	A42	08:17	Punt	8 - 31	3:52
LSU		L33	02:17	Missed FG	L35	00:38	Interception	3 - 2	1:39
LSU	2nd	L26	12:46	Missed FG	A39	08:53	Punt	6 - 35	3:53
LSU		L24	03:53	Kickoff	A02	15:00	*FIELD GOAL	11 - 74	3:53
LSU	3rd	L18	15:00	Kickoff	L30	10:58	Punt	6 - 12	4:02
LSU		L17	10:00	Punt	L17	09:47	Interception	1 - 0	0:13
LSU		L31	07:56	Kickoff	A38	03:15	Punt	8 - 31	4:41
LSU		A15	01:06	Interception	A13	14:13	*FIELD GOAL	4 - 2	1:53
LSU	4th	L01	11:07	Interception	L09	09:00	Punt	3 - 8	2:07
LSU		L05	04:33	Punt	L45	00:52	Punt	6 - 40	3:41
LSU	OT	A25	15:00	Missed FG	A08	15:00	*FIELD GOAL	5 - 17	0:00

## MISSISSIPPI STATE

Team	Qtr	Drive Started			Drive Ended			Consumed	
		Spot	Time	Obtained	Spot	Time	How lost	PI - Yds	TOP
MSU	1st	M49	13:12	Punt	M45	11:18	Punt	3 - (4)	1:54
MSU		M33	09:09	Punt	M37	07:28	Punt	3 - 4	1:41
MSU		M32	04:15	Missed FG	M31	01:02	Downs	7 - (1)	3:13
MSU	2nd	M20	14:45	Missed FG	M26	13:19	Punt	3 - 6	1:26
MSU		M30	09:51	Kickoff	M30	08:35	Punt	3 - 0	1:16
MSU		M14	07:03	Punt	A24	02:50	Missed FG	11 - 62	4:13
MSU		A04	02:18	Interception	A12	01:33	Missed FG	4 - (8)	0:45
MSU	3rd	M29	14:54	Kickoff	M48	12:37	Punt	6 - 19	2:17
MSU		M33	07:25	Kickoff	M43	06:10	Punt	4 - 10	1:15
MSU		M50	03:14	Downs	A47	01:57	Downs	4 - 3	1:17
MSU	4th	A22	13:24	Kickoff	A00	12:03	*TOUCHDOWN	3 - 22	1:21
MSU		M20	09:04	Punt	M31	06:26	Punt	7 - 11	2:38
MSU		M30	01:12	Kickoff	M37	00:00	End of half	3 - 7	1:12

## GEORGIA SOUTHERN

Team	Qtr	Drive Started			Drive Ended			Consumed	
		Spot	Time	Obtained	Spot	Time	How lost	PI - Yds	TOP
GSU	1st	G26	11:48	Kickoff	A25	05:12	Missed FG	9 - 49	6:36
GSU		G27	05:12	Kickoff	G25	02:58	Punt	3 - (2)	2:14
GSU	2nd	G18	12:56	Kickoff	A00	12:36	*TOUCHDOWN	1 - 82	0:20
GSU		G20	06:16	Kickoff	A00	00:56	*TOUCHDOWN	9 - 80	5:20
GSU		G30	00:05	Missed FG	G35	00:00	End of half	1 - 5	0:05
GSU	3rd	G24	15:00	Kickoff	G40	11:26	Punt	7 - 16	3:34
GSU		A00	07:03	Kickoff	A00	07:03	*TOUCHDOWN	0 - 0	0:00
GSU		G21	02:36	Kickoff	A08	09:20	Downs	13 - 71	8:16
GSU	4th	G35	00:44	Kickoff	A30	00:00	End of half	4 - 35	0:44

# BY QUARTER STATS

## 3rd-Down Conversions

Date	Opponent	Score	Overall		1st Qtr		2nd Qtr		3rd Qtr		4th Qtr		Overtime	
Sep 03, 2011	KENT STATE	W 48-7	2-10	20.0	1-2	50.0	1-5	20.0	0-2	0.0	0-1	0.0		
Sep 10, 2011	at Penn State	W 27-11	8-17	47.1	2-4	50.0	4-6	66.7	1-5	20.0	1-2	50.0		
Sep 17, 2011	NORTH TEXAS	W 41-0	6-11	54.5	3-4	75.0	2-5	40.0	1-2	50.0	0-0	0.0		
Sep 24, 2011	ARKANSAS	W 38-14	5-13	38.5	0-3	0.0	1-3	33.3	2-3	66.7	2-4	50.0		
Oct 1, 2011	at Florida	W 38-10	7-13	53.8	1-2	50.0	2-3	66.7	2-5	40.0	2-3	66.7		
Oct 08, 2011	VANDERBILT	W 34-0	12-17	70.6	2-4	50.0	3-4	75.0	4-4	100.0	3-5	60.0		
Oct 15, 2011	at Mississippi	W 52-7	7-11	63.6	2-3	66.7	1-3	33.3	2-2	100.0	2-3	66.7		
Oct 22, 2011	TENNESSEE	W 37-6	7-14	50.0	1-3	33.3	2-4	50.0	0-0	0.0	4-7	57.1		
Nov 05, 2011	LSU	L 6-9	5-13	38.5	2-4	50.0	1-3	33.3	1-3	33.3	1-2	50.0	0-1	0.0
Nov 12, 2011	at Mississippi State	W 24-7	2-11	18.2	0-3	0.0	0-2	0.0	1-3	33.3	1-3	33.3		
Nov 19, 2011	GEORGIA SOUTHERN	W 45-21	7-10	70.0	0-1	0.0	3-4	75.0	3-3	100.0	1-2	50.0		
Alabama			68-140	48.6	14-33	42.4	20-42	47.6	17-32	53.1	17-32	53.1	0-1	0.0
Opponents			40-157	25.5	10-36	27.8	7-40	17.5	12-43	27.9	11-38	28.9	0-0	0.0

## 4th-Down Conversions

Date	Opponent	Score	Overall		1st Qtr		2nd Qtr		3rd Qtr		4th Qtr		Overtime	
Sep 03, 2011	KENT STATE	W 48-7	0-0	0.0	0-0	0.0	0-0	0.0	0-0	0.0	0-0	0.0		
Sep 10, 2011	at Penn State	W 27-11	1-1	100.0	1-1	100.0	0-0	0.0	0-0	0.0	0-0	0.0		
Sep 17, 2011	NORTH TEXAS	W 41-0	0-0	0.0	0-0	0.0	0-0	0.0	0-0	0.0	0-0	0.0		
Sep 24, 2011	ARKANSAS	W 38-14	1-1	100.0	1-1	100.0	0-0	0.0	0-0	0.0	0-0	0.0		
Oct 1, 2011	at Florida	W 38-10	0-0	0.0	0-0	0.0	0-0	0.0	0-0	0.0	0-0	0.0		
Oct 08, 2011	VANDERBILT	W 34-0	0-2	0.0	0-0	0.0	0-0	0.0	0-0	0.0	0-2	0.0		
Oct 15, 2011	at Mississippi	W 52-7	1-1	100.0	1-1	100.0	0-0	0.0	0-0	0.0	0-0	0.0		
Oct 22, 2011	TENNESSEE	W 37-6	1-2	50.0	0-0	0.0	0-0	0.0	0-0	0.0	1-2	50.0		
Nov 05, 2011	LSU	L 6-9	0-0	0.0	0-0	0.0	0-0	0.0	0-0	0.0	0-0	0.0	0-0	0.0
Nov 12, 2011	at Mississippi State	W 24-7	1-2	50.0	0-0	0.0	0-0	0.0	0-1	0.0	1-1	100.0		
Nov 19, 2011	GEORGIA SOUTHERN	W 45-21	1-1	100.0	0-0	0.0	0-0	0.0	0-0	0.0	1-1	100.0		
Alabama			6-10	60.0	3-3	100.0	0-0	0.0	0-1	0.0	3-6	50.0	0-0	0.0
Opponents			9-21	42.9	2-4	50.0	2-2	100.0	1-5	20.0	4-10	40.0	0-0	0.0

## Time of Possession

Date	Opponent	Score	Overall	1st Qtr		2nd Qtr		3rd Qtr		4th Qtr		Overtime	
Sep 03, 2011	KENT STATE	W 48-7	29:53	8:27	6:09	7:40	7:37						
Sep 10, 2011	at Penn State	W 27-11	34:05	5:48	10:52	10:17	7:08						
Sep 17, 2011	NORTH TEXAS	W 41-0	27:47	10:08	7:43	5:05	4:51						
Sep 24, 2011	ARKANSAS	W 38-14	32:51	7:05	9:20	7:08	9:18						
Oct 1, 2011	at Florida	W 38-10	34:41	9:21	6:40	9:16	9:24						
Oct 08, 2011	VANDERBILT	W 34-0	36:14	7:25	9:05	10:41	9:03						
Oct 15, 2011	at Mississippi	W 52-7	33:56	9:47	9:40	6:17	8:12						
Oct 22, 2011	TENNESSEE	W 37-6	32:18	5:29	8:23	6:18	12:08						
Nov 05, 2011	LSU	L 6-9	30:06	9:29	7:14	4:58	8:25					0:00	
Nov 12, 2011	at Mississippi State	W 24-7	34:50	8:12	7:12	9:58	9:28						
Nov 19, 2011	GEORGIA SOUTHERN	W 45-21	32:37	6:10	9:15	8:36	8:36						
Alabama			Total	87:21	91:33	86:14	94:10	0:00					
Opponents			Avg.	32:39	7:56	8:19	7:50	8:33	0:00				
Alabama			Total	300:42	77:39	73:27	78:46	70:50	0:00				
Opponents			Avg.	27:20	7:03	6:40	7:09	6:26	0:00				

# ALABAMA'S 20-PLUS YARD PLAYS (86)

## 20-YARD PLUS PLAYS

Yds	Type	Player(s)	Opponent
83*	PR	Marquis Maze	Arkansas
76*	Rush	Trent Richardson	Mississippi
71*	Rush	Trent Richardson	North Texas
70	KR	Marquis Maze	Florida
69	Pass	Marquis Maze from AJ McCarron	Tennessee
69*	Rush	Jalston Fowler	Mississippi
67*	Rush	Eddie Lacy	North Texas
61*	Pass	Trent Richardson from AJ McCarron	Arkansas
58*	Rush	Trent Richardson	North Texas
55*	FGR	Dre Kirkpatrick	Georgia Sout
49*	Rush	Jalston Fowler	Kent State
48	Pass	Eddie Lacy from AJ McCarron	Kent State
45	Rush	Blake Sims	Mississippi
45*	INT	Courtney Upshaw	Florida
44	PR	Marquis Maze	Penn State
43*	Rush	Eddie Lacy	North Texas
39	Pass	Trent Richardson from AJ McCarron	LSU
39*	Pass	Kenny Bell from AJ McCarron	Tennessee
39	KR	Marquis Maze	Kent State
39*	Pass	DeAndrew White from AJ McCarron	Vanderbilt
38	Pass	Kevin Norwood from AJ McCarron	Mississippi S
37*	Pass	Michael Williams from AJ McCarron	Arkansas
37	INT	DeMarcus Milliner	Vanderbilt
36*	Rush	Trent Richardson	Florida
36	Pass	Darius Hanks from AJ McCarron	Mississippi
36	KR	Marquis Maze	Georgia Sout
35	Rush	Eddie Lacy	North Texas
34*	Pass	Brad Smelley from AJ McCarron	Georgia Sout
34	Pass	Michael Williams from AJ McCarron	Mississippi
32*	Rush	Eddie Lacy	Mississippi S
31	Rush	Trent Richardson	Arkansas
31	KR	Marquis Maze	Florida
30	INT	Robert Lester	Mississippi
30	Rush	Eddie Lacy	Penn State
30	Pass	Christion Jones from AJ McCarron	North Texas
29	Pass	Marquis Maze from AJ McCarron	Vanderbilt
29	INT	Dont'a Hightower	Tennessee
29	Pass	Marquis Maze from AJ McCarron	Penn State
28	PR	Marquis Maze	North Texas
27	PR	Marquis Maze	Kent State
27	KR	Marquis Maze	Mississippi
26	Pass	Marquis Maze from AJ McCarron	Kent State
26	KR	Marquis Maze	LSU
25	Rush	Trent Richardson	Mississippi S
25	Rush	Trent Richardson	Arkansas
25	Pass	Kenny Bell from AJ McCarron	North Texas
25*	INT	DeQuan Menzie	Arkansas
24	Rush	Trent Richardson	LSU
24	Pass	Marquis Maze from AJ McCarron	Georgia Sout
24	KR	Trent Richardson	Arkansas
24	Rush	Trent Richardson	Vanderbilt
24	Pass	Michael Williams from AJ McCarron	Penn State
24*	Pass	Marquis Maze from AJ McCarron	Kent State
23	PR	Marquis Maze	Kent State
23	KR	Trent Richardson	LSU
23	Rush	Eddie Lacy	Kent State
23	Pass	Brandon Gibson from AJ McCarron	Georgia Sout
23	KR	Marquis Maze	Mississippi S
22	Pass	Trent Richardson from AJ McCarron	Tennessee
22	Rush	Jalston Fowler	Mississippi
22	Pass	Kevin Norwood from AJ McCarron	Mississippi S
22	Pass	Kevin Norwood from AJ McCarron	Georgia Sout
22	Rush	Trent Richardson	Penn State
22	Pass	Michael Williams from AJ McCarron	Florida
22	Rush	Jalston Fowler	Georgia Sout
22	KR	Marquis Maze	Florida
22	Pass	Trent Richardson from AJ McCarron	Florida
22	Pass	Trent Richardson from AJ McCarron	LSU
21	Pass	Marquis Maze from AJ McCarron	Kent State
21	KR	DeMarcus Milliner	Penn State
21	Rush	Trent Richardson	Arkansas
21	Rush	Eddie Lacy	Mississippi S
21	Rush	Eddie Lacy	Mississippi S
21	Pass	Darius Hanks from AJ McCarron	Tennessee
20	Rush	Eddie Lacy	Kent State
20	Rush	Trent Richardson	Vanderbilt

## BY LENGTH

LONG PLAYS BY THE NUMBERS		
Long Plays By Yards	No.	TD
100+	0	0
90-99	0	0
80-89	1	1
70-79	3	2
60-69	4	3
50-59	2	2
40-49	6	3
30-39	19	6
20-29	51	3

## BY PLAY TYPE

Long Plays By Type	No.	TD
Rushing	29	10
Passing	31	6
Punt returns	7	1
Kick returns	13	0
Interceptions	5	2
Fumble returns	0	0
Other	1	1
<b>TOTAL</b>	<b>86</b>	<b>20</b>

## 20-YARD PLUS BY PLAYER

Player	No.	TD	R	P	KR	PR	IR	FR
Marquis Maze	24	2	0	8	10	6	0	0
Trent Richardson	20	5	13	5	2	0	0	0
Eddie Lacy	12	4	11	1	0	0	0	0
Jalston Fowler	4	2	4	0	0	0	0	0
Michael Williams	4	1	0	4	0	0	0	0
Darius Hanks	3	0	0	3	0	0	0	0
Kevin Norwood	3	0	0	3	0	0	0	0
Kenny Bell	2	1	0	2	0	0	0	0
DeAndrew White	2	1	0	1	0	1	0	0
Brad Smelley	2	1	0	2	0	0	0	0
DeMarcus Milliner	2	0	0	0	1	0	1	0
DeQuan Menzie	1	1	0	0	0	0	1	0
Dre Kirkpatrick	1	1	0	0	0	0	0	1
Courtney Upshaw	1	1	0	0	0	0	1	0
Brandon Gibson	1	0	0	1	0	0	0	0
Dont'a Hightower	1	0	0	0	0	0	1	0
Christion Jones	1	0	0	1	0	0	0	0
Robert Lester	1	0	0	0	0	0	1	0
Blake Sims	1	0	1	0	0	0	0	0
<b>TOTAL</b>	<b>86</b>	<b>20</b>	<b>29</b>	<b>31</b>	<b>13</b>	<b>7</b>	<b>5</b>	<b>1</b>

## LONGEST PLAYS OF 2011

### LONGEST PLAYS OF THE YEAR

#### Rushing

76 Trent Richardson vs Mississippi (10/15/2011)

#### Rushing Touchdown

76 Trent Richardson vs Mississippi (10/15/2011)

#### Passing

69 Marquis Maze from AJ McCarron vs Tennessee (10/22/2011)

#### Passing Touchdown

61 Trent Richardson from AJ McCarron vs Arkansas (9/24/2011)

#### Punt Return

83 Marquis Maze vs Arkansas (9/24/2011)

#### Kick Return

70 Marquis Maze vs Florida (10/1/2011)

#### Interception Return

45 Courtney Upshaw vs Florida (10/1/2011)

#### Fumble Return

None

#### Field Goal Return

55 Dre Kirkpatrick vs Georgia Southern (11/19/2011)

#### Punt

50 Cody Mandell vs Vanderbilt (10/8/2011)

#### Field Goal

46 Cade Foster vs LSU (11/5/2011)

# SEASON/CAREER STATISTICS

## OFFENSE

	SEASON									CAREER								
<b>Rushing</b>	gp	att	gain	loss	net	avg	td	lg	avg/g	gp	att	gain	loss	net	avg	td	lg	avg/g
Trent Richardson	11	236	1436	56	1380	5.8	20	76	125.5	36	493	2939	108	2831	5.7	34	76	78.6
Eddie Lacy	10	80	643	18	625	7.8	7	67	62.5	22	136	1054	23	1031	7.6	13	67	46.9
Jalston Fowler	11	55	380	10	370	6.7	3	69	33.6	22	69	492	11	481	7.0	4	69	21.9
Blake Sims	5	22	126	19	107	4.9	0	45	21.4	5	22	126	19	107	4.9	0	45	21.4
Brad Smelley	11	1	1	0	1	1.0	0	1	0.1	44	1	1	0	1	1.0	0	1	0.0
Marquis Maze	11	5	6	13	-7	-1.4	0	6	-0.6	51	13	32	16	16	1.2	0	7	0.3
Phillip Sims	8	5	15	25	-10	-2.0	0	15	-1.2	8	5	15	25	-10	-2.0	0	15	-1.2
TEAM	4	9	0	18	-18	-2.0	0	0	-4.5									
AJ McCarron	11	25	30	53	-23	-0.9	2	6	-2.1	24	31	40	73	-33	-1.1	2	6	-1.4
Total	11	438	2637	212	2425	5.5	32	76	220.5									
Opponents	11	324	1122	301	821	2.5	3	82	74.6									
<b>Passing</b>	gp	effic	comp-att-int	pct	yds	td	lg	avg/g	gp	effic	comp-att-int	pct	yds	td	lg	avg/g		
AJ McCarron	11	146.51	178-271-5	65.7	2216	13	69	201.5	24	147.22	208-319-5	65.2	2605	16	69	108.5		
Phillip Sims	8	98.90	18-28-2	64.3	163	0	19	20.4	8	98.90	18-28-2	64.3	163	0	19	20.4		
Marquis Maze	11	-200.00	0-1-1	0.0	0	0	0	0.0	51	194.80	1-2-1	50.0	19	1	19	0.4		
Total	11	140.91	196-300-8	65.3	2379	13	69	216.3										
Opponents	11	84.80	142-297-11	47.8	1334	6	65	121.3										
<b>Receiving</b>	gp	no.	yds	avg	td	lg	avg/g	gp	no.	yds	avg	td	lg	avg/g				
Marquis Maze	11	52	609	11.7	1	69	55.4	51	132	1826	13.8	8	80	35.8				
Trent Richardson	11	26	322	12.4	2	61	29.3	36	65	714	11.0	6	85	19.8				
Darius Hanks	8	21	270	12.9	1	36	33.8	44	79	1092	13.8	7	51	24.8				
Brad Smelley	11	21	231	11.0	3	34	21.0	44	41	434	10.6	3	37	9.9				
Kenny Bell	11	14	183	13.1	1	39	16.6	21	16	209	13.1	1	39	10.0				
DeAndrew White	10	14	151	10.8	2	39	15.1	10	14	151	10.8	2	39	15.1				
Michael Williams	11	12	169	14.1	2	37	15.4	38	23	298	13.0	3	37	7.8				
Brandon Gibson	11	12	127	10.6	1	23	11.5	30	18	191	10.6	1	23	6.4				
Eddie Lacy	10	10	127	12.7	0	48	12.7	22	12	145	12.1	0	48	6.6				
Kevin Norwood	9	7	112	16.0	0	38	12.4	21	10	168	16.8	1	38	8.0				
Christion Jones	11	3	49	16.3	0	30	4.5	11	3	49	16.3	0	30	4.5				
Blake Sims	5	2	18	9.0	0	10	3.6	5	2	18	9.0	0	10	3.6				
Brian Vogler	9	1	6	6.0	0	6	0.7	9	1	6	6.0	0	6	0.7				
Harrison Jones	8	1	5	5.0	0	5	0.6	8	1	5	5.0	0	5	0.6				
Total	11	196	2379	12.1	13	69	216.3											
Opponents	11	142	1334	9.4	6	65	121.3											
<b>Total Offense</b>	g	plays	rush	pass	total	avg/g	g	plays	rush	pass	total	avg/g						
AJ McCarron	11	296	-23	2216	2193	199.4	24	350	-33	2605	2572	107.2						
Trent Richardson	11	236	1380	0	1380	125.5	36	493	2831	0	2831	78.6						
Eddie Lacy	10	80	625	0	625	62.5	22	136	1031	0	1031	46.9						
Jalston Fowler	11	55	370	0	370	33.6	22	69	481	0	481	21.9						
Phillip Sims	8	33	-10	163	153	19.1	8	33	-10	163	153	19.1						
Blake Sims	5	22	107	0	107	21.4	5	22	107	0	107	21.4						
Brad Smelley	11	1	1	0	1	0.1	44	1	1	0	1	0.0						
Marquis Maze	11	6	-7	0	-7	-0.6	51	15	16	19	35	0.7						
TEAM	4	9	-18	0	-18	-4.5												
Total	11	738	2425	2379	4804	436.7												
Opponents	11	621	821	1334	2155	195.9												

# SEASON/CAREER STATISTICS

## OFFENSE/SPECIAL TEAMS

Scoring	SEASON						CAREER									
	td	fg	PAT			dpx	saf	pts	td	fg	PAT			dpx	saf	pts
kick	rush	rcv	pass	td	fg				kick	rush	rcv	pass				
Trent Richardson	22	-	-	-	-	-	-	132	41	-	-	1-1	-	-	-	248
Jeremy Shelley	-	14-18	48-49	-	-	-	-	90	-	26-35	99-101	-	-	-	-	177
Eddie Lacy	7	-	-	-	-	-	-	42	13	-	-	-	-	-	-	78
Brad Smelley	3	-	-	-	-	-	-	18	3	-	-	-	-	-	-	18
Jalston Fowler	3	-	-	-	-	-	-	18	4	-	-	-	-	-	-	24
DeAndrew White	2	-	-	-	-	-	-	12	2	-	-	-	-	-	-	12
Marquis Maze	2	-	-	-	-	-	-	12	9	-	-	-	-	-	-	54
AJ McCarron	2	-	-	-	-	-	-	12	2	-	-	-	-	-	-	12
Michael Williams	2	-	-	-	-	-	-	12	3	-	-	-	-	-	-	18
Cade Foster	-	2-9	-	-	-	-	-	6	-	9-18	7-7	-	-	-	-	34
Dre Kirkpatrick	1	-	-	-	-	-	-	6	1	-	-	-	-	-	-	6
DeQuan Menzie	1	-	-	-	-	-	-	6	1	-	-	-	-	-	-	6
Brandon Gibson	1	-	-	-	-	-	-	6	2	-	-	-	-	-	-	12
Kenny Bell	1	-	-	-	-	-	-	6	1	-	-	-	-	-	-	6
Darius Hanks	1	-	-	-	-	-	-	6	7	-	-	-	-	-	-	42
Courtney Upshaw	1	-	-	-	-	-	-	6	2	-	-	-	-	-	-	12
<b>Total</b>	<b>49</b>	<b>16-27</b>	<b>48-49</b>	<b>-</b>	<b>-</b>	<b>-</b>	<b>-</b>	<b>390</b>								
<b>Opponents</b>	<b>10</b>	<b>7-14</b>	<b>9-9</b>	<b>1-1</b>	<b>-</b>	<b>-</b>	<b>-</b>	<b>92</b>								

Punt Returns	no.	yds	avg	td	lg	no.	yds	avg	td	lg
Marquis Maze	29	363	12.5	1	83	52	638	12.3	1	83
DeAndrew White	2	34	17.0	0	20	2	34	17.0	0	20
Christion Jones	2	18	9.0	0	18	2	18	9.0	0	18
Darius Hanks	1	4	4.0	0	4	2	5	2.5	0	4
<b>Total</b>	<b>34</b>	<b>419</b>	<b>12.3</b>	<b>1</b>	<b>83</b>					
<b>Opponents</b>	<b>10</b>	<b>50</b>	<b>5.0</b>	<b>0</b>	<b>15</b>					

Kick Returns	no.	yds	avg	td	lg	no.	yds	avg	td	lg
Marquis Maze	12	342	28.5	0	70	21	550	26.2	0	70
Trent Richardson	3	66	22.0	0	24	28	720	25.7	1	91
Michael Williams	2	22	11.0	0	19	6	54	9.0	0	19
DeMarcus Milliner	1	21	21.0	0	21	1	21	21.0	0	21
DeAndrew White	1	24	24.0	0	24	1	24	24.0	0	24
Darius Hanks	1	16	16.0	0	16	1	16	16.0	0	16
Chris Underwood	1	7	7.0	0	7	1	7	7.0	0	7
<b>Total</b>	<b>21</b>	<b>498</b>	<b>23.7</b>	<b>0</b>	<b>70</b>					
<b>Opponents</b>	<b>72</b>	<b>1513</b>	<b>21.0</b>	<b>1</b>	<b>95</b>					

Interceptions	no.	yds	avg	td	lg	no.	yds	avg	td	lg
Robert Lester	2	30	15.0	0	30	10	132	13.2	0	33
DeMarcus Milliner	2	37	18.5	0	37	3	37	12.3	0	37
Mark Barron	2	14	7.0	0	14	12	145	12.1	1	77
Nico Johnson	1	2	2.0	0	2	2	2	1.0	0	2
DeQuan Menzie	1	25	25.0	1	25	1	25	25.0	1	25
Phelon Jones	1	0	0.0	0	0	1	0	0.0	0	0
Dont'a Hightower	1	29	29.0	0	29	1	29	29.0	0	29
Courtney Upshaw	1	45	45.0	1	45	1	45	45.0	1	45
<b>Total</b>	<b>11</b>	<b>182</b>	<b>16.5</b>	<b>2</b>	<b>45</b>					
<b>Opponents</b>	<b>8</b>	<b>139</b>	<b>17.4</b>	<b>0</b>	<b>37</b>					

Fumble Returns	no.	yds	avg	td	lg	no.	yds	avg	td	lg
Dre Kirkpatrick	0	0	0.0	1	0	0	0	0.0	1	0
<b>Total</b>	<b>0</b>	<b>0</b>	<b>0.0</b>	<b>1</b>	<b>0</b>					
<b>Opponents</b>	<b>1</b>	<b>4</b>	<b>4.0</b>	<b>0</b>	<b>4</b>					

# SEASON/CAREER STATISTICS

## OFFENSE/SPECIAL TEAMS

All Purpose	SEASON							CAREER								
	g	rush	rcv	pr	kr	ir	total	avg/g	g	rush	rcv	pr	kr	ir	total	avg/g
Trent Richardson	11	1380	322	0	66	0	1768	160.7	36	2831	714	0	720	0	4265	118.5
Marquis Maze	11	-7	609	363	342	0	1307	118.8	51	16	1826	638	550	0	3030	59.4
Eddie Lacy	10	625	127	0	0	0	752	75.2	22	1031	145	0	0	0	1176	53.5
Jalston Fowler	11	370	0	0	0	0	370	33.6	22	481	0	0	0	0	481	21.9
Darius Hanks	8	0	270	4	16	0	290	36.2	44	7	1092	5	16	0	1120	25.5
Brad Smelley	11	1	231	0	0	0	232	21.1	44	1	434	0	0	0	435	9.9
DeAndrew White	10	0	151	34	24	0	209	20.9	10	0	151	34	24	0	209	20.9
Michael Williams	11	0	169	0	22	0	191	17.4	38	0	298	0	54	0	352	9.3
Kenny Bell	11	0	183	0	0	0	183	16.6	21	0	209	0	0	0	209	10.0
Brandon Gibson	11	0	127	0	0	0	127	11.5	30	0	191	22	0	0	213	7.1
Blake Sims	5	107	18	0	0	0	125	25.0	5	107	18	0	0	0	125	25.0
Kevin Norwood	9	0	112	0	0	0	112	12.4	21	0	168	0	0	0	168	8.0
Christion Jones	11	0	49	18	0	0	67	6.1	11	0	49	18	0	0	67	6.1
DeMarcus Milline	11	0	0	0	21	37	58	5.3	24	0	0	0	21	37	58	2.4
Courtney Upsha	11	0	0	0	0	45	45	4.1	51	0	0	0	0	45	45	0.9
Robert Lester	11	0	0	0	0	30	30	2.7	32	0	0	0	0	132	132	4.1
Dont'a Hightower	11	0	0	0	0	29	29	2.6	42	0	0	0	0	29	29	0.7
DeQuan Menzie	11	0	0	0	0	25	25	2.3	22	0	0	0	0	25	25	1.1
Mark Barron	11	0	0	0	0	14	14	1.3	51	0	7	1	0	145	153	3.0
Chris Underwood	11	0	0	0	7	0	7	0.6	41	0	36	0	7	0	43	1.0
Brian Vogler	9	0	6	0	0	0	6	0.7	9	0	6	0	0	0	6	0.7
Harrison Jones	8	0	5	0	0	0	5	0.6	8	0	5	0	0	0	5	0.6
Nico Johnson	11	0	0	0	0	2	2	0.2	35	0	0	0	0	2	2	0.1
Phillip Sims	8	-10	0	0	0	0	-10	-1.2	8	-10	0	0	0	0	-10	-1.2
TEAM	4	-18	0	0	0	0	-18	-4.5								
AJ McCarron	11	-23	0	0	0	0	-23	-2.1	24	-33	0	0	0	0	-33	-1.4
Total	11	2425	2379	419	498	182	5903	536.6								
Opponents	11	821	1334	50	1513	139	3857	350.6								

Field Goals	att	good	long	blkd	att	good	long	blkd
Jeremy Shelley	18	14	37	1	35	26	42	1
Cade Foster	9	2	46	0	18	9	49	0
Total	27	16	46	1				
Opponents	14	7	52	2				

Punting	no.	yds	avg	lg	blk	no.	yds	avg	lg	blk
Cody Mandell	33	1280	38.8	50	0	74	2887	39.0	59	0
Total	33	1280	38.8	50	0					
Opponents	75	3197	42.6	73	0					

Kickoffs	no.	yds	avg	tb	ob	no.	yds	avg	tb	ob
Cade Foster	67	4244	63.3	3	1	151	9720	64.4	13	2
Jeremy Shelley	9	496	55.1	0	0	13	746	57.4	0	0
Total	76	4740	62.4	3	1					
Opponents	25	1569	62.8	3	0					



# SEASON/CAREER STATISTICS

## DEFENSE

##	Defensive Leaders	SEASON									CAREER											
		gp	ua	a	total	tfl	sack	int	pbu	fr	ff	blk	gp	ua	a	total	tfl	sack	int	pbu	fr	ff
30	Dont'a Hightower	11	31	41	72	8.5	3.0	1	3	.	.	42	92	129	221	18.5	4.0	1	7	2	1	1
4A	Mark Barron	11	41	24	65	4.0	.	2	5	1	.	51	147	87	234	12.0	4.0	12	22	1	1	.
35	Nico Johnson	11	21	20	41	3.5	1.0	1	3	1	1	35	60	42	102	11.5	2.0	2	6	1	2	.
41	Courtney Upshaw	11	26	13	39	14.0	6.5	1	.	.	2	51	77	51	128	32.5	14.5	1	4	3	6	.
24	DeQuan Menzie	11	23	14	37	3.0	1.5	1	11	1	.	22	49	21	70	8.0	3.5	1	15	1	.	.
37	Robert Lester	11	17	15	32	1.0	.	2	3	.	1	32	52	40	92	2.5	1.0	10	7	1	1	1
32	C.J. Mosley	9	14	16	30	3.5	2.0	.	2	.	.	22	44	53	97	5.0	2.5	2	12	.	.	.
92	Damion Square	11	11	15	26	6.0	.	.	1	.	.	26	31	23	54	13.5	3.0	.	1	.	.	.
21	Dre Kirkpatrick	11	23	3	26	2.0	.	.	8	.	2	36	65	22	87	6.0	.	3	15	1	3	.
3A	Vinnie Sunseri	11	14	11	25	0.0	.	.	.	1	1	11	14	11	25	0.0	.	.	.	1	1	.
33	Trey DePriest	11	9	14	23	1.5	.	.	.	.	.	11	9	14	23	1.5	.	.	.	.	.	.
54	Jesse Williams	11	10	12	22	4.0	0.5	.	1	.	.	11	10	12	22	4.0	0.5	.	1	.	.	.
9A	Quinton Dial	10	8	14	22	3.0	1.0	.	.	.	.	10	8	14	22	3.0	1.0	.	.	.	.	.
5	Jerrell Harris	11	11	10	21	2.5	.	.	.	.	.	37	30	21	51	3.5	.	.	.	.	.	.
28	DeMarcus Milliner	11	9	11	20	1.0	.	2	9	.	.	24	50	25	75	5.0	.	3	16	.	1	.
29	Will Lowery	11	14	6	20	0.5	.	2	.	.	.	24	35	18	53	0.5	.	2	4	.	.	.
99	Josh Chapman	10	8	12	20	3.5	1.0	.	2	.	.	52	42	43	85	13.5	2.5	.	4	.	.	.
58	Nick Gentry	10	8	12	20	5.0	3.5	.	.	.	.	37	12	29	41	6.0	4.5	.	.	.	.	.
49	Ed Stinson	11	8	8	16	5.0	1.0	.	1	1	.	20	16	14	30	5.0	1.0	.	1	1	.	.
91	Alex Watkins	11	7	8	15	2.0	1.0	.	.	.	1	27	16	16	32	4.5	3.5	.	.	.	1	.
6A	Ha'Seaon Clinton-Dix	11	5	5	10	0.0	.	.	2	.	.	11	5	5	10	0.0	.	.	2	.	.	.
4B	Adrian Hubbard	8	3	6	9	1.5	.	.	.	.	.	8	3	6	9	1.5	.	.	.	.	.	6
2	Tana Patrick	9	2	5	7	0.0	.	.	.	.	.	13	5	6	11	0.0	.	.	.	.	.	.
11	Brandon Gibson	11	3	4	7	0.0	.	.	.	.	.	30	7	5	12	0.0	.	.	.	1	.	.
81	Hardie Buck	11	2	5	7	0.0	.	.	.	.	.	23	6	10	16	0.0	.	.	.	.	.	.
1A	John Fulton	11	2	3	5	0.0	.	.	1	.	.	23	4	4	8	0.5	0.5	.	3	.	.	.
3D	Kelly Johnson	8	3	2	5	0.0	.	.	.	.	.	8	3	2	5	0.0	.	.	.	.	.	.
62	Brandon Ivory	4	.	5	5	0.0	.	.	.	.	.	4	.	5	5	0.0	.	.	.	.	.	.
43	Cade Foster	11	3	2	5	0.0	.	.	.	.	.	24	9	5	14	0.0	.	.	.	.	1	.
86	Udra Billingsley	11	1	3	4	1.0	0.5	.	.	.	.	23	3	3	6	1.0	0.5	.	.	.	.	.
8A	Jeffrey Pagan	6	.	4	4	0.0	.	.	.	.	.	6	.	4	4	0.0	.	.	.	.	.	.
20	Jarrick Williams	5	3	1	4	0.0	.	.	.	.	.	8	3	2	5	0.0	.	.	.	.	.	.
9	Phelon Jones	9	2	2	4	0.0	.	1	.	.	.	18	13	8	21	1.0	.	1	1	.	.	.
36	Chris Jordan	4	.	3	3	0.5	.	.	.	.	.	37	18	15	33	2.5	1.0	1	.	.	.	.
27	Nick Perry	9	1	1	2	0.0	.	.	.	.	.	13	2	1	3	0.0	.	.	1	.	.	.
47	Xzavier Dickson	6	1	1	2	1.5	0.5	.	.	.	.	6	1	1	2	1.5	0.5	.	.	.	.	.
17	Brad Smelley	11	1	1	2	0.0	.	.	.	.	.	44	1	2	3	0.0	.	.	.	.	.	.
14	Phillip Sims	8	1	.	1	0.0	.	.	.	.	.	8	1	.	1	0.0	.	.	.	.	.	.
2A	DeAndrew White	10	1	.	1	0.0	.	.	.	.	.	10	1	.	1	0.0	.	.	.	.	.	.
76	D.J. Fluker	11	1	.	1	0.0	.	.	.	.	.	21	1	.	1	0.0	.	.	.	.	.	.
10	AJ McCarron	11	1	.	1	0.0	.	.	.	.	.	24	2	1	3	0.0	.	.	.	.	.	.
22	Christion Jones	11	1	.	1	0.0	.	.	.	.	.	11	1	.	1	0.0	.	.	.	.	.	.
45	Jalston Fowler	11	1	.	1	0.0	.	.	.	.	.	22	3	.	3	0.0	.	.	.	.	.	.
3	Trent Richardson	11	1	.	1	0.0	.	.	.	.	.	36	10	3	13	0.0	.	.	.	.	.	.
1B	Ranzell Watkins	2	.	1	1	0.0	.	.	.	.	.	2	.	1	1	0.0	.	.	.	.	.	.
42	Eddie Lacy	10	.	1	1	0.0	.	.	.	.	.	22	.	5	5	0.0	.	.	.	.	.	.
89	Michael Williams	11	1	.	1	0.0	.	.	.	.	.	38	1	.	1	0.0	.	.	.	.	.	.
5C	Carson Tinker	11	1	.	1	0.0	.	.	.	.	.	24	1	1	2	0.0	.	.	.	.	.	.
Total		11	354	334	688	78	23	11	54	5	8	2										
Opponents		11	384	456	840	61	14	8	24	3	6	1										

# 2011 RECAPS AND BOXSCORES



—	KENT STATE (0-1)	7
2/2	ALABAMA (1-0)	48

SATURDAY, SEPTEMBER 4 • BRYANT-DENNY STADIUM • TUSCALOOSA, Ala.  
ATTENDANCE: 101,821 • TV: SEC NETWORK

**TUSCALOOSA, Ala.** — Trent Richardson ran for three touchdowns and A.J. McCarron threw for 226 yards with a score, as second-ranked Alabama opened the 2011 season with a 48-7 victory over Kent State at Bryant-Denny Stadium.

Marquis Maze had eight catches for 118 yards with a touchdown and added 135 return yards for the Crimson Tide (1-0), who have won 10 straight season openers and will take a step up in competition next week with a visit to Penn State. Alabama followed up its national championship season of 2009 with a mark of 10-3 last year, including a Capital One Bowl victory.

The Tide lost their three top offensive players from last year, as running back Mark Ingram, wide receiver Julio Jones and quarterback Greg McElroy all moved to the NFL.

McCarron, a sophomore, and redshirt freshman Phillip Sims battled all spring and summer for the quarterback job. McCarron got the starting nod and completed 14-of-23 passes with a pair of interceptions, while Sims saw plenty of action in the rout and was also picked off twice while connecting on half of his 14 throws.

Richardson ran for just 37 yards on 13 carries, while Eddie Lacy chipped in 58 yards on eight attempts. Lacy also had three catches for 76 yards as the Tide rolled up 482 yards of total offense.

	1	2	3	4	SCORE
Kent State	0	0	7	0	7
Alabama	21	3	14	10	48

### SCORING SUMMARY

1st	10:22	UA	T. Richardson 1 yd run (Shelley kick), 8-36 3:29,	KENT 0 - UA 7
	08:03	UA	Maze 24 yd pass from McCarron (Shelley kick), 4-74 1:11,	KENT 0 - UA 14
	00:26	UA	T. Richardson 9 yd run (Jeremy Shelley kick), 4-34 0:58,	KENT 0 - UA 21
2nd	01:35	UA	Jeremy Shelley 36 yd field goal, 7-33 0:57,	KENT 0 - UA 24
3rd	09:13	KENT	J. Thompson 3 yd pass from Keith (Cortez kick), 2-3 0:11,	KENT 7 - UA 24
	05:16	UA	T. Richardson 1 yd run (Jeremy Shelley kick), 8-76 3:57,	KENT 7 - UA 31
	04:04	UA	Eddie Lacy 1 yd run (Jeremy Shelley kick), 1-1 0:04,	KENT 7 - UA 38
4th	13:27	UA	Jalston Fowler 49 yd run (Jeremy Shelley kick), 2-63 0:48,	KENT 7 - UA 45
	05:27	UA	Jeremy Shelley 32 yd field goal, 8-25 4:36,	KENT 7 - UA 48

	KSU	UA
FIRST DOWNS	6	24
RUSHES-YARDS (NET)	23-9	35-183
PASSING YDS (NET)	99	299
Passes Att-Comp-Int	47-20-1	37-21-4
TOTAL OFFENSE PLAYS-YARDS	70-90	72-482
Fumble Returns-Yards	1-4	0-0
Punt Returns-Yards	1-5	11-148
Kickoff Returns-Yards	9-173	2-63
Interception Returns-Yards	4-56	1-0
Punts (Number-Avg)	12-44.0	3-42.3
Fumbles-Lost	0-0	4-1
Penalties-Yards	4-36	2-10
Possession Time	30:07	29:53
Third-Down Conversions	4 of 20	2 of 10
Fourth-Down Conversions	1 of 4	0 of 0
Red-Zone Scores-Chances	1-1	6-6
Sacks By: Number-Yards	2-12	4-31

**RUSHING:** Jacquise Terry 10-23; Trayon Durham 2-7; Rob Hollomon 2-6; Eric Adeyemi 1-2; Anthony Meray 2-1; Team 1-minus 17; Spencer Keith 5-minus 31. Alabama-Jalston Fowler 4-69; Eddie Lacy 8-58; T. Richardson 13-37; Blake Sims 6-16; Phillip Sims 3-3; AJ McCarron 1-0.

**PASSING:** Spencer Keith 20-47-1-99. Alabama-AJ McCarron 14-23-2-226; Phillip Sims 7-14-2-73.

**RECEIVING:** J. Thompson 4-19; Sam Kirkland 4-16; Matt Hurdle 3-24; Tim Erjavec 3-21; Tyshon Goode 3-15; Trayon Durham 1-7; Eric Adeyemi 1-2; Anthony Meray 1-minus 5. Alabama-Marquis Maze 8-118; DeAndrew White 4-44; Eddie Lacy 3-76; Brandon Gibson 1-18; T. Richardson 1-16; Brad Smelley 1-8; Christian Jones 1-8; Brian Vogler 1-6; Kevin Norwood 1-5.

**INTERCEPTIONS:** Kent State-Norman Wolfe 1-37; Leon Green 1-19; Josh Pleasant 1-0; Sidney Saulter 1-0. Alabama-Phelon Jones 1-0.

**FUMBLES:** Kent State-None. Alabama-DeAndrew White 2-1; Marquis Maze 1-0; Phillip Sims 1-0.



3/2	ALABAMA (2-0)	27
23/20	PENN STATE (1-1)	11

SATURDAY, SEPTEMBER 10 • BEAVER STADIUM • UNIVERSITY PARK, Pa.  
ATTENDANCE: 107,846 • TV: ABC

**UNIVERSITY PARK, Pa.** — Trent Richardson ran for 111 yards and two touchdowns, as third-ranked Alabama controlled No. 23 Penn State, 27-11, in a battle of historic programs at Beaver Stadium.

AJ McCarron passed for 163 yards and a touchdown for the Crimson Tide (2-0), who had beaten Penn State in Tuscaloosa last season by a 24-3 score.

Penn State (1-1) gained only 251 yards because of shaky quarterback play. Matt McGloin completed just one of his 10 pass attempts, while Rob Bolden was 11-of-29 for 144 yards and an interception.

Silas Redd totaled just 65 yards on 22 carries, and scored the lone touchdown late in the fourth quarter for the Lions, whose 23-game home non-conference winning streak was broken.

Even though Penn State's first drive ended up with a 43-yard field goal from Evan Lewis, it was an inauspicious start. With Bolden under center, the Lions burned three timeouts and moved only 54 yards in 7 1/2 minutes.

But that was a great success compared to the rest of their drives during the first half. Penn State proved ineffective three consecutive times, gaining zero net yards, before tight end Andrew Szczerba fumbled at midfield to end another possession. The clock stopped the Lions' final first-half drive.

	1	2	3	4	SCORE
Alabama	7	10	3	7	27
Penn State	3	0	0	8	11

### SCORING SUMMARY

1st	07:34	PSU	Lewis, Evan 43 yd field goal, 16-54 7:26,	UA 0 - PSU 3
	00:25	UA	Williams 5 yd pass from McCarron (Shelley kick), 11-69 4:51,	UA 7 - PSU 3
2nd	10:08	UA	Jeremy Shelley 22 yd field goal, 10-52 4:40,	UA 10 - PSU 3
	00:35	UA	T. Richardson 3 yd run (Jeremy Shelley kick), 10-50 4:06,	UA 17 - PSU 3
3rd	04:50	UA	Jeremy Shelley 18 yd field goal, 11-50 5:04,	UA 20 - PSU 3
4th	06:14	UA	T. Richardson 13 yd run (Jeremy Shelley kick), 5-65 2:16,	UA 27 - PSU 3
	01:53	PSU	Redd, Silas 1 yd run (Bolden, Rob rush), 14-71 4:15,	UA 27 - PSU 11

	UA	PSU
FIRST DOWNS	19	16
RUSHES-YARDS (NET)	41-196	30-107
PASSING YDS (NET)	163	144
Passes Att-Comp-Int	31-19-0	39-12-1
TOTAL OFFENSE PLAYS-YARDS	72-359	69-251
Fumble Returns-Yards	0-0	0-0
Punt Returns-Yards	2-43	2-24
Kickoff Returns-Yards	2-40	6-81
Interception Returns-Yards	1-0	0-0
Punts (Number-Avg)	6-37.2	6-43.2
Fumbles-Lost	0-0	2-2
Penalties-Yards	3-35	3-25
Possession Time	34:05	25:55
Third-Down Conversions	8 of 17	8 of 17
Fourth-Down Conversions	1 of 1	1 of 1
Red-Zone Scores-Chances	5-5	1-1
Sacks By: Number-Yards	0-0	0-0

**RUSHING:** Alabama-T. Richardson 26-111; Eddie Lacy 11-85; AJ McCarron 2-4; Brad Smelley 1-1; Marquis Maze 1-minus 5. Penn State-Redd, Silas 22-65; Bolden, Rob 4-25; Beachum, B. 3-13; Smith, Devon 1-4.


**PASSING:** Alabama-AJ McCarron 19-31-0-163. Penn State-Bolden, Rob 11-29-1-144; McGloin, Matt 1-10-0-0.

**RECEIVING:** Alabama-Marquis Maze 4-42; T. Richardson 4-19; M. Williams 3-34; Kevin Norwood 3-25; Brad Smelley 2-18; Kenny Bell 1-14; Eddie Lacy 1-6; Brandon Gibson 1-5. Penn State-Moye, Derek 3-51; Brown, Justin 3-40; Redd, Silas 2-2; Kersey, Shawney 1-26; Robinson, Allen 1-12; Szczerba, A. 1-9; Suhey, Joe 1-4.

**INTERCEPTIONS:** Alabama-Mark Barron 1-0. Penn State-None.

**FUMBLES:** Alabama-None. Penn State-Smith, Devon 1-1; Szczerba, A. 1-1.

# 2011 RECAPS AND BOXSCORES



—	NORTH TEXAS (0-3)	0
2/2	ALABAMA (3-0)	41

SATURDAY, SEPTEMBER 17 • BRYANT-DENNY STADIUM • TUSCALOOSA, Ala.  
ATTENDANCE: 101,821 • TV: FOX SPORTS SOUTH

**TUSCALOOSA, Ala.** — Trent Richardson rushed for 167 yards and three touchdowns on 11 carries, and Eddie Lacy added 161 yards and two scores on nine carries as No. 2 Alabama rolled over North Texas, 41-0.

A.J. McCarron completed 15-of-21 passes for 190 yards for the Crimson Tide (3-0).

Derek Thompson went 11-of-22 through the air for 80 yards for North Texas (0-3).

Lance Dunbar caught four passes for 45 yards while James Hamilton ran for 33 yards on seven carries for the Mean Green.

McCarron went 4-for-5 on the opening drive of the game to lead Alabama down to the North Texas nine-yard line, but the drive stalled there, resulting in a 26-yard field goal by Jeremy Shelley.

After forcing a North Texas punt, Alabama took over at their own 42. Darius Hanks gave the Crimson Tide a first down with a 14-yard catch on a second and 13, and Christian Jones hauled in a 30-yard pass before Richardson rumbled in for a four-yard TD.

Lacy broke off a 43-yard run down the right sideline on the second play of the second quarter to put Alabama ahead 17-0.

On Alabama's next possession, McCarron was replaced by Phillip Sims at quarterback. Sims led an eight-play drive that included a 19-yard pass to Brandon Gibson and resulted in a 37-yard field goal by Shelley.

Sims completed 6-of-8 passes for 49 yards in his time at quarterback.

McCarron came back in the game with 2:36 left in the second and led Alabama down the field, but Shelley missed a 36-yard field goal wide right to keep it a 20-0 game at the half.

	1	2	3	4	SCORE
North Texas	0	0	0	0	0
Alabama	10	10	7	14	41

### SCORING SUMMARY

1st	09:54	UA	Jeremy Shelley 26 yd field goal, 11-69 5:06,	NT 0 - UA 3
	03:39	UA	T. Richardson 4 yd run (Jeremy Shelley kick), 7-58 3:16,	NT 0 - UA 10
2nd	14:14	UA	Eddie Lacy 43 yd run (Jeremy Shelley kick), 6-76 2:32,	NT 0 - UA 17
	08:11	UA	Jeremy Shelley 37 yd field goal, 8-37 4:14,	NT 0 - UA 20
3rd	09:39	UA	T. Richardson 58 yd run (Jeremy Shelley kick), 1-58 0:11,	NT 0 - UA 27
4th	13:01	UA	T. Richardson 71 yd run (Jeremy Shelley kick), 1-71 0:12,	NT 0 - UA 34
	11:49	UA	Eddie Lacy 67 yd run (Jeremy Shelley kick), 1-67 0:15,	NT 0 - UA 41

	NT	UA
FIRST DOWNS	11	25
RUSHES-YARDS (NET)	32-68	33-347
PASSING YDS (NET)	101	239
Passes Att-Comp-Int	31-13-0	29-21-0
TOTAL OFFENSE PLAYS-YARDS	63-169	62-586
Fumble Returns-Yards	0-0	0-0
Punt Returns-Yards	0-0	6-56
Kickoff Returns-Yards	8-105	1-20
Interception Returns-Yards	0-0	0-0
Punts (Number-Avg)	10-44.3	1-35.0
Fumbles-Lost	1-0	2-2
Penalties-Yards	8-68	2-19
Possession Time	32:13	27:47
Third-Down Conversions	5 of 17	6 of 11
Fourth-Down Conversions	0 of 1	0 of 0
Red-Zone Scores-Chances	0-1	3-5
Sacks By: Number-Yards	4-19	0-0


**RUSHING:** James Hamilton 7-33; Lance Dunbar 17-16; Brandin Byrd 3-12; B. Chancellor 1-7; Brent Osborn 2-5; Derek Thompson 1-4; TEAM 1-minus 9. Alabama-T. Richardson 11-167; Eddie Lacy 9-161; Jalston Fowler 3-20; Blake Sims 3-13; Marquis Maze 1-6; TEAM 1-minus 1; Phillip Sims 1-minus 5; AJ McCarron 4-minus 14.

**PASSING:** Derek Thompson 11-22-0-80; Brent Osborn 2-6-0-21; Andrew McNulty 0-3-0-0. Alabama-AJ McCarron 15-21-0-190; Phillip Sims 6-8-0-49.

**RECEIVING:** Lance Dunbar 4-45; Michael Outlaw 3-35; B. Chancellor 3-6; Willie Taylor 2-10; Chris Bynes 1-5. Alabama-Kenny Bell 4-55; Brad Smelley 4-46; Brandon Gibson 3-35; Marquis Maze 3-26; Christian Jones 2-41; Darius Hanks 2-20; M. Williams 1-10; DeAndrew White 1-5; T. Richardson 1-1.

**INTERCEPTIONS:** North Texas-None. Alabama-None.

**FUMBLES:** North Texas-TEAM 1-0. Alabama-TEAM 1-1; AJ McCarron 1-1.



14/12	ARKANSAS (3-1, 0-1 SEC)	14
3/2	ALABAMA (4-0, 1-0 SEC)	38

SATURDAY, SEPTEMBER 24 • BRYANT-DENNY STADIUM • TUSCALOOSA, Ala.  
ATTENDANCE: 101,821 • TV: CBS

**TUSCALOOSA, Ala.** — Trent Richardson recorded 126 yards on 17 carries and added 85 yards and a touchdown on three receptions as third-ranked Alabama took a 38-14 victory over No. 14 Arkansas in the Southeastern Conference opener for both teams.

AJ McCarron connected on 15-of-20 passes for 200 yards and two scores in a winning effort for Alabama (4-0, 1-0 SEC).

Tyler Wilson went 22-for-35 for 185 yards and two touchdowns through the air for Arkansas (3-1, 0-1).

Dennis Johnson and Cobi Hamilton caught TD passes for the Razorbacks, who failed to reach 4-0 for the first time since 2003.

Alabama took the opening drive of the game 80 yards down the field for the early lead on a 37-yard touchdown pass by McCarron to Michael Williams on a fake field goal. Richardson carried the ball four times for 32 yards on the drive.

After trading punts, Wilson led a 12-play, 63-yard drive to tie the game at seven. Ronnie Wingo Jr. had a 26-yard touchdown run called back on a holding call, but Wilson hit Johnson for a 10-yard score four plays later.

The Crimson Tide took the lead back with under six minutes to go in the second quarter on Jeremy Shelley's 20-yard field goal. Richardson totaled 58 yards of offense on the 77-yard drive, but the Razorback's defense held on a 1st-and- goal at the one to force the field goal.

DeQuan Menzie then intercepted Wilson on a third-down pass attempt and ran it back 25 yards for a score to give Alabama a 17-7 lead at the half.

	1	2	3	4	SCORE
Arkansas	7	0	7	0	14
Alabama	7	10	21	0	38

### SCORING SUMMARY

1st	11:48	UA	M. Williams 37 yd pass from McCarron (Shelley kick), 7-80 3:12,	AR 0 - UA 7
	01:18	AR	Johnson 10 yd pass from ilson (Zach Hocker kick), 12-63 5:28,	AR 7 - UA 7
2nd	05:35	UA	Jeremy Shelley 20 yd field goal, 13-77 7:18,	AR 7 - UA 10
	04:38	UA	DeQuan Menzie 25 yd interception return (Shelley kick),	AR 7 - UA 17
3rd	11:29	UA	Marquis Maze 83 yd punt return (Jeremy Shelley kick),	AR 7 - UA 24
	09:57	UA	Richardson 61 yd pass from McCarron (Shelley kick), 2-64 0:50,	AR 7 - UA 31
	08:54	AR	Hamilton 19 yd pass from Wilson (Hocker kick), 4-58 1:03,	AR 14 - UA 31
	00:48	UA	Eddie Lacy 4 yd run (Jeremy Shelley kick), 6-56 2:42,	AR 14 - UA 38

	AR	UA
FIRST DOWNS	14	16
RUSHES-YARDS (NET)	19-17	39-197
PASSING YDS (NET)	209	200
Passes Att-Comp-Int	40-24-2	20-15-0
TOTAL OFFENSE PLAYS-YARDS	59-226	59-397
Fumble Returns-Yards	0-0	0-0
Punt Returns-Yards	2-6	4-125
Kickoff Returns-Yards	6-125	1-24
Interception Returns-Yards	0-0	2-25
Punts (Number-Avg)	8-44.6	6-37.5
Fumbles-Lost	0-0	0-0
Penalties-Yards	3-17	5-55
Possession Time	27:09	32:51
Third-Down Conversions	4 of 15	5 of 13
Fourth-Down Conversions	1 of 2	1 of 1
Red-Zone Scores-Chances	2-2	2-2
Sacks By: Number-Yards	2-8	1-10

**RUSHING:** Arkansas-R. Wingo Jr. 11-35; Tyler Wilson 1-3; Dennis Johnson 3-minus 3; Joe Adams 1-minus 7; Bran. Mitchell 3-minus 11. Alabama-T. Richardson 17-126; Eddie Lacy 13-61; Jalston Fowler 4-11; AJ McCarron 5-minus 1.

**PASSING:** Arkansas-Tyler Wilson 22-35-1-185; Bran. Mitchell 2-5-1-24. Alabama-AJ McCarron 15-20-0-200.

**RECEIVING:**Arkansas-Joe Adams 6-37; Chris Gragg 4-31; Jarius Wright 4-26; R. Wingo Jr. 3-43; Dennis Johnson 2-21; Greg Childs 2-17; Cobi Hamilton 1-19; Julian Horton 1-9; Marquel Wade 1-6. Alabama-Marquis Maze 5-40; T. Richardson 3-85; Darius Hanks 2-13; M. Williams 1-37; Brad Smelley 1-15; Kenny Bell 1-8; Eddie Lacy 1-4; Brandon Gibson 1-minus 2.

**INTERCEPTIONS:** Arkansas-None. Alabama-DeQuan Menzie 1-25; D. Milliner 1-0.

**FUMBLES:** Arkansas-None. Alabama-None.



3/2 ALABAMA (5-0, 2-0 SEC) 38  
12/12 FLORIDA (4-1, 2-1 SEC) 10

SATURDAY, OCTOBER 1 • BEN HILL GRIFFIN STADIUM • GAINESVILLE, Fla.  
ATTENDANCE: 90,888 • TV: CBS

**GAINESVILLE, Fla.** — Trent Richardson ran for two scores as No. 3 Alabama routed 12th-ranked Florida, 38-10, in an SEC matchup at The Swamp.

Richardson had a career-high 181 yards on 29 carries while Eddie Lacy and A.J. McCarron added rushing touchdowns for the Crimson Tide (5-0, 2-0 SEC), who have won all of their games by double-digits. McCarron also went 12-for-25 with 140 yards passing.

Florida (4-1, 2-1) quarterback John Brantley went 11-for-16 with 190 yards, one score and one interception, but left the game late in the second quarter with a right leg injury after getting sacked.

Florida was called for a false start when it lined up for its first play, but that didn't faze Brantley as he took the snap and lofted a deep pass down the left side for Andrew Debose, who caught it in-stride and took the ball in from 65 yards out for a 7-0 lead.

Alabama marched down the field and got into the red zone, but had to settle for a 32-yard field goal from Jeremy Shelley with 9:47 left in the first. Two plays prior, Kenny Bell was open near the end zone, but McCarron's pass was a bit off and Bell was unable to hold on to the ball as he fell backwards into the end zone.

The Gators didn't get a big play on their next drive, but did get three points off a 21-yard field goal from Caleb Sturgis with 5:19 to play in the first. Two plays before the field goal, Debose appeared to have a touchdown as he caught a pass in the right corner of the end zone and dragged his left foot, but a review determined that he didn't have possession of the ball before going out of bounds.

The Tide got a huge kickoff return from Marquis Maze as he took the ball 70 yards down to the Florida 29. A 3rd-and-14 saw Maze catch a short pass and take it 18 yards down to the one. Following a penalty and incompleton, Richardson took the ball into the end zone to tie the game with 52 seconds left in the first.

	1	2	3	4	SCORE
Alabama	10	14	0	14	38
Florida	10	0	0	0	10

**SCORING SUMMARY**

1st	14:41	UF	Debose,A. 65 yd pass from Brantley,J. (Sturgis kick), 1-60 0:19,	UA 0 - UF 7
	09:47	UA	Jeremy Shelley 32 yd field goal, 12-52 4:54,	UA 3 - UF 7
	05:19	UF	Sturgis,C 21 yd field goal, 10-55 4:28,	UA 3 - UF 10
	00:52	UA	T. Richardson 5 yd run (Jeremy Shelley kick), 7-29 4:27,	UA 10 - UF 10
2nd	12:57	UA	Courtney Upshaw 45 yd interception return (Shelley kick), ,	UA 17 - UF 10
	03:13	UA	AJ McCarron 1 yd run (Jeremy Shelley kick), 10-61 4:23,	UA 24 - UF 10
4th	12:25	UA	T. Richardson 36 yd run (Jeremy Shelley kick), 11-92 5:27,	UA 31 - UF 10
	08:45	UA	Eddie Lacy 20 yd run (Jeremy Shelley kick), 4-46 1:58,	UA 38 - UF 10

	UA	UF
FIRST DOWNS	21	9
RUSHES-YARDS (NET)	43-226	29-15
PASSING YDS (NET)	140	207
Passes Att-Comp-Int	25-12-0	23-14-1
TOTAL OFFENSE PLAYS-YARDS	68-366	52-222
Fumble Returns-Yards	0-0	0-0
Punt Returns-Yards	2-0	2-12
Kickoff Returns-Yards	3-123	6-160
Interception Returns-Yards	1-45	0-0
Punts (Number-Avg)	5-39.8	7-43.3
Fumbles-Lost	0-0	4-1
Penalties-Yards	3-29	4-20
Possession Time	34:41	25:19
Third-Down Conversions	7 of 13	4 of 14
Fourth-Down Conversions	0 of 0	0 of 0
Red-Zone Scores-Chances	4-4	1-2
Sacks By: Number-Yards	3-30	0-0

**RUSHING:** Alabama-T. Richardson 29-181; Eddie Lacy 5-32; Jalston Fowler 5-19; AJ McCarron 1-1; TEAM 3-minus 7. Florida-Driskel,J. 6-18; Rainey,C. 11-4; Gillislee,M. 3-4; Demps,J. 3-4; Team 2-4; Brantley,J. 4-minus 19.

**PASSING:** Alabama-AJ McCarron 12-25-0-140. Florida-Brantley,J. 11-16-1-190; Driskel,J. 2-6-0-14; Burton,T. 1-1-0-3.

**RECEIVING:** Alabama-M. Williams 3-32; Marquis Maze 2-36; T. Richardson 2-27; Darius Hanks 2-19; Brad Smelley 1-16; Kenny Bell 1-7; Eddie Lacy 1-3. Florida-Reed,J. 5-31; Rainey,C. 3-32; Debose,A. 2-90; Thompson,D. 2-43; Hammond,F. 1-9; Demps,J. 1-2.

**INTERCEPTIONS:** Alabama-Courtney Upshaw 1-45. Florida-None.

**FUMBLES:** Alabama-None. Florida-Team 2-1; Patton,S. 1-0; Brantley,J. 1-0.



— VANDERBILT (3-2, 1-2 SEC) 0  
2/3 ALABAMA (6-0, 3-0 SEC) 34

SATURDAY, OCTOBER 8 • BRYANT-DENNY STADIUM • TUSCALOOSA, Ala.  
ATTENDANCE: 101,821 • TV: ESPN

**TUSCALOOSA, Ala.** — A.J. McCarron had four touchdown passes as No. 2 Alabama mauled Vanderbilt, 34-0, in SEC action.

McCarron was 23-for-30 with 237 yards while DeAndrew White caught two touchdown passes for the Crimson Tide (6-0, 3-0 SEC), who have won all of their games by double digits and have posted two shutouts this season.

Marquis Maze had nine catches for 93 yards while Trent Richardson added 19 carries for 107 yards and a score to help Alabama defeat Vanderbilt for the 21st straight time.

Jordan Rodgers threw for just 104 yards on 11-of-18 passing and was picked off twice for the Commodores (3-2, 1-2), who have dropped their past two games.

After an exchange of punts to start the game, Alabama took the lead with a 10- play drive that ended when McCarron and Brad Smelley connected for a six-yard score and a 7-0 lead with 7:50 left in the first.

Vanderbilt got into scoring position on its next touch, but Carey Spear missed a 47-yard field goal attempt.

Following another missed field goal attempt from Spear in the second quarter, this one from 38 yards away, Alabama got its offense back on track.

A 13-play drive, which included a pass interference call on Vanderbilt and a 29-yard catch from Maze on 3rd-and-14, was capped by a leaping catch in the back of the end zone by White for a five-yard score with 21 seconds left in the half.

The Tide's first possession of the second half ate up 6 1/2 minutes with 12 plays and 94 yards, ending on a one-yard run from Richardson for a 21-0 lead with 6:03 to play in the third.

Another Vanderbilt punt was followed by another Alabama touchdown when McCarron and White hooked up on a 39-yard score. After the extra point was missed, it was a 27-0 game with 52 seconds to play in the third.

An interception of Rodgers early in the fourth quarter setup a 17-yarrd touchdown catch by Hanks for a 34-0 lead with 12:16 to play.

	1	2	3	4	SCORE
Vanderbilt	0	0	0	0	0
Alabama	7	7	13	7	34

**SCORING SUMMARY**

1st	07:50	UA	B. Smelley 6 yd pass from McCarron (Shelley kick), 10-77 4:22,	VU 0 - UA 7
2nd	00:21	UA	D. White 5 yd pass from McCarron (Shelley kick), 13-78 3:57,	VU 0 - UA 14
3rd	06:03	UA	T. Richardson 1 yd run (Shelley kick), 12-94 6:31,	VU 0 - UA 21
	00:52	UA	D. White 39 yd pass from McCarron (kick failed), 9-81 4:10,	VU 0 - UA 27
4th	12:16	UA	D. Hanks 17 yd pass from McCarron (Shelley kick), 3-20 1:07,	VU 0 - UA 34

	VU	UA
FIRST DOWNS	8	24
RUSHES-YARDS (NET)	19-41	43-153
PASSING YDS (NET)	149	266
Passes Att-Comp-Int	24-15-2	33-26-0
TOTAL OFFENSE PLAYS-YARDS	43-190	76-419
Fumble Returns-Yards	0-0	0-0
Punt Returns-Yards	1--4	3-2
Kickoff Returns-Yards	6-120	1-3
Interception Returns-Yards	0-0	2-39
Punts (Number-Avg)	5-41.2	3-39.3
Fumbles-Lost	1-0	2-0
Penalties-Yards	6-46	2-15
Possession Time	23:46	36:14
Third-Down Conversions	1 of 10	12 of 17
Fourth-Down Conversions	0 of 0	0 of 2
Red-Zone Scores-Chances	0-0	4-5
Sacks By: Number-Yards	2-15	0-0

**RUSHING:** Vanderbilt-Jordan Rodgers 4-23; Jonathan Krause 2-6; Larry Smith 3-5; Micah Powell 1-5; Zac Stacy 4-4; Jerron Seymour 4-0; TEAM 1-minus 2. Alabama-T. Richardson 19-107; Jalston Fowler 13-58; Blake Sims 8-4; Marquis Maze 1-minus 1; AJ McCarron 1-minus 7; Phillip Sims 1-minus 8.

**PASSING:** Vanderbilt-Jordan Rodgers 11-18-2-104; Larry Smith 4-6-0-45. Alabama-AJ McCarron 23-30-0-237; Phillip Sims 3-3-0-29.

**RECEIVING:** Vanderbilt-Wesley Tate 3-46; Jerron Seymour 3-45; Zac Stacy 3-minus 4; Brandon Barden 2-34; Jonathan Krause 2-8; Fitz Lassing 1-11; Udom Umoh 1-9. Alabama-Marquis Maze 9-93; Darius Hanks 5-60; DeAndrew White 3-58; Brad Smelley 3-19; Blake Sims 2-18; T. Richardson 2-1; Brandon Gibson 1-12; Harrison Jones 1-5.

**INTERCEPTIONS:** Vanderbilt-None. Alabama-D. Milliner 1-37; Nico Johnson 1-2.

**FUMBLES:** Vanderbilt-Jonathan Krause 1-0. Alabama-Blake Sims 1-0; Harrison Jones 1-0.

	2/3	ALABAMA (7-0, 4-0 SEC)	52
	—	MISSISSIPPI (2-4, 0-3 SEC)	7

SATURDAY, OCTOBER 15 • VAUGHT-HEMINGWAY STADIUM • OXFORD, Miss.  
ATTENDANCE: 61,792 • TV: ESPN2

**OXFORD, Miss.** — Trent Richardson had a career night on the ground for second-ranked Alabama, rushing for 183 yards and four touchdowns on 17 carries to help the Crimson Tide destroy the Ole Miss Rebels, 52-7.

Jalston Fowler carried the ball nine times for a career-high 125 yards and two scores for the Crimson Tide (7-0, 4-0 SEC), who have won all seven of their games thus far by 16 or more points.

The 52 points scored by Alabama is the most by the Crimson Tide in an SEC game since a 59-28 victory over Vanderbilt on September 29, 1990.

From there, Richardson and Alabama took over. Michael Williams and DeAndrew White both made key third down catches on a nine-play, 79-yard march, which Richardson capped with an eight-yard rushing TD.

The Crimson Tide took the lead for good with a 10-play scoring drive that bridged the first and second quarters. On 4th-and-2 at the Ole Miss 31, Richardson rushed for 10 yards and a fresh set of downs. Richardson capped the drive with a seven-yard touchdown run for a 14-7 edge early in the second stanza.

Alabama tried to extend its lead with a 53-yard Cade Foster field goal, but the attempt failed.

The Crimson Tide turned the game into a laughter in the second half. On the first drive of the third quarter, Darius Hanks caught a 36-yard pass to put the ball at the eight. Richardson finished the six-play march with another rushing touchdown.

Following an Ole Miss punt, Richardson broke off a career-long 76-yard TD run. Richardson fought through multiple arm tackles on the left side before changing direction. The junior running back made a great shake-and-bake move at the 10-yard line before heading into the end zone for a 31-7 lead.

Brandon Gibson added a 10-yard TD catch late in the third frame to give the Crimson Tide a 45-7 margin.

Fowler had a career-long 69-yard TD run in the fourth quarter to account for the final margin.

	1	2	3	4	SCORE
Alabama	7	10	28	7	52
Mississippi	7	0	0	0	7

**SCORING SUMMARY**

1st	12:38	UM	Scott 1 yd run (Rose kick), 5-72 2:22,	UA 0 - UM 7
	08:24	UA	T. Richardson 8 yd run (Shelley kick), 9-79 4:09,	UA 7 - UM 7
2nd	14:11	UA	T. Richardson 7 yd run (Shelley kick), 10-62 5:17,	UA 14 - UM 7
	01:14	UA	Jeremy Shelley 24 yd field goal, 7-35 3:18,	UA 17 - UM 7
3rd	12:30	UA	T. Richardson 8 yd run (Shelley kick), 6-73 2:23,	UA 24 - UM 7
	07:37	UA	T. Richardson 76 yd run (Shelley kick), 2-92 0:48,	UA 31 - UM 7
	06:44	UA	Jalston Fowler 8 yd run (Shelley kick), 2-15 0:41,	UA 38 - UM 7
	02:08	UA	Gibson 10 yd pass from McCarron (Shelley kick), 5-41 2:18,	UA 45 - UM 7
4th	10:08	UA	Fowler 69 yd run (Shelley kick), 5-98 2:44,	UA 52 - UM 7

	UA	UM
FIRST DOWNS	27	9
RUSHES-YARDS (NET)	42-389	31-28
PASSING YDS (NET)	226	113
Passes Att-Comp-Int	25-20-0	21-10-1
TOTAL OFFENSE PLAYS-YARDS	67-615	52-141
Fumble Returns-Yards	0-0	0-0
Punt Returns-Yards	2-16	0-0
Kickoff Returns-Yards	2-43	9-223
Interception Returns-Yards	1-30	0-0
Punts (Number-Avg)	1-44.0	7-39.7
Fumbles-Lost	0-0	1-1
Penalties-Yards	5-35	0-0
Possession Time	33:56	26:04
Third-Down Conversions	7 of 11	4 of 14
Fourth-Down Conversions	1 of 1	1 of 2
Red-Zone Scores-Chances	6-7	1-2
Sacks By: Number-Yards	5-34	1-14

**RUSHING:** Alabama-T. Richardson 17-183; Jalston Fowler 9-125; Blake Sims 5-74; Eddie Lacy 5-22; TEAM 3-minus 6; AJ McCarron 3-minus 9. Mississippi-Devin Thomas 4-12; Jeff Scott 7-11; Randall Mackey 12-6; N. Brassell 1-2; Enrique Davis 7-minus 3.

**PASSING:** Alabama-AJ McCarron 19-24-0-224; Phillip Sims 1-1-0-2. Mississippi-Randall Mackey 10-21-1-113.

**RECEIVING:** Alabama-Darius Hanks 4-63; Kenny Bell 3-31; DeAndrew White 3-23; Marquis Maze 3-21; M. Williams 2-39; T. Richardson 2-30; Brad Smelley 2-9; Brandon Gibson 1-10. Mississippi-N. Brassell 4-101; Jeff Scott 3-3; Jamal Mosley 1-8; Korvic Neat 1-2; Melvin Harris 1-minus 1.

**INTERCEPTIONS:** Alabama-Robert Lester 1-30. Mississippi-None.

**FUMBLES:** Alabama-None. Mississippi-Randall Mackey 1-1.

	—	TENNESSEE (3-4, 0-4 SEC)	6
	2/3	ALABAMA (8-0, 5-0 SEC)	37

SATURDAY, OCTOBER 22 • BRYANT-DENNY STADIUM • TUSCALOOSA, Ala.  
ATTENDANCE: 101,821 • TV: ESPN2

**TUSCALOOSA, Ala.** — No. 2 Alabama overcame a slow start Saturday to beat Tennessee, 37-6, after A.J. McCarron scrambled for a touchdown in the third quarter and threw a long TD pass just over two minutes later to break the game wide open.

The Crimson Tide, looking ahead to a meeting with No. 1 LSU in two weeks, went to the locker room tied 6-6 with the Volunteers before breaking away for a modern-era school record ninth straight win by at least 16 points.

McCarron threw for a career-high 284 yards, including a 39-yard strike to Kenny Bell in the end zone after the Alabama quarterback had scrambled for a score just moments earlier.

Marquis Maze lead all receivers with five catches for 106 yards for the Crimson Tide (8-0, 5-0 SEC) and Trent Richardson rushed for 77 yards and two touchdowns on 17 carries.

Tennessee (3-4, 0-4) failed to score at least 18 points for the eighth straight game against Alabama, getting only a pair of field goals from Michael Palardy.

The top-ranked Tigers routed No. 19 Auburn, 45-10, earlier Saturday as their fans chanted "We want 'Bama! We want 'Bama!" at the end of the game.

The game changed for Saban's team on three plays in the third quarter. Appropriately, one of them came on defense.

McCarron scrambled through the line for a two-yard touchdown, diving inside the right pylon with the ball clutched in his left hand to make it 13-6.

Tennessee, gambling on an upset, went for it on 4th-and-1 but quarterback Matt Simms was stopped at the line on a close play that was reviewed and upheld.

McCarron connected with Bell on a 39-yard score on the next play, dropping in a perfect pass behind the defender to give Alabama a 20-6 lead just 2:16 after the previous touchdown.

The Crimson Tide quarterback was 17-of-26 with an interception, while Simms went 8-of-17 for just 58 yards and a pick for Tennessee.

Alabama scored on each of its next three possessions, going 63 yards in six plays on the first one, which ended when Richardson scored on a 12-yard run to make it 27-6.

	1	2	3	4	SCORE
Tennessee	3	3	0	0	6
Alabama	3	3	21	10	37

**SCORING SUMMARY**

1st	03:58	UT	Palardy, M. 40 yd field goal, 12-45 6:37,	UT 3 - UA 0
	02:26	UA	Shelley 26 yd field goal, 5-72 1:32,	UT 3 - UA 3
2nd	10:55	UA	Shelley 29 yd field goal, 10-48 4:52,	UT 3 - UA 6
	05:52	UT	Palardy, M. 52 yd field goal, 11-46 5:03,	UT 6 - UA 6
3rd	11:08	UA	McCarron 2 yd run (Shelley kick), 5-75 1:51,	UT 6 - UA 13
	08:52	UA	Bell 39 yd pass from McCarron (Shelley kick), 1-39 0:09,	UT 6 - UA 20
	03:17	UA	Richardson 12 yd run (Shelley kick), 6-63 3:15,	UT 6 - UA 27
4th	11:22	UA	Foster 45 yd field goal, 10-46 4:41,	UT 6 - UA 30
	09:27	UA	Richardson 1 yd run (Shelley kick), 3-9 1:30,	UT 6 - UA 37

	UT	UA
FIRST DOWNS	6	19
RUSHES-YARDS (NET)	32-92	38-143
PASSING YDS (NET)	63	294
Passes Att-Comp-Int	18-9-1	28-18-1
TOTAL OFFENSE PLAYS-YARDS	50-155	66-437
Fumble Returns-Yards	0-0	0-0
Punt Returns-Yards	1-11	1-4
Kickoff Returns-Yards	7-149	3-36
Interception Returns-Yards	1-19	1-29
Punts (Number-Avg)	5-40.0	2-40.5
Fumbles-Lost	2-1	1-0
Penalties-Yards	4-25	5-38
Possession Time	27:42	32:18
Third-Down Conversions	2 of 14	7 of 14
Fourth-Down Conversions	2 of 5	1 of 2
Red-Zone Scores-Chances	0-0	5-7
Sacks By: Number-Yards	1-4	2-9


**RUSHING:** Tennessee-Poole, T. 19-67; Lane, M. 7-21; Young, D. 1-6; Neal, R. 1-6; Worley, J. 1-0; Simms, M. 3-minus 8. Alabama-Trent Richardson 17-77; Eddie Lacy 7-46; Jalston Fowler 9-27; Marquis Maze 1-minus 1; AJ McCarron 2-minus 2; TEAM 2-minus 4.

**PASSING:** Tennessee-Simms, M. 8-17-1-58; Palardy, M. 1-1-0-5. Alabama-AJ McCarron 17-26-1-284; Phillip Sims 1-2-0-10.

**RECEIVING:** Tennessee-Poole, T. 3-10; Rogers, D. 2-32; Rivera, M. 1-13; Anderson, A. 1-5; Young, D. 1-2; Neal, R. 1-1. Alabama-Marquis Maze 5-106; Darius Hanks 3-55; Kenny Bell 3-52; Trent Richardson 3-33; Brad Smelley 2-34; Eddie Lacy 2-14.

**INTERCEPTIONS:** Tennessee-Johnson, Aus. 1-19. Alabama-Dont'a Hightower 1-29.

**FUMBLES:** Tennessee-Lane, M. 1-1; Simms, M. 1-0. Alabama-Marquis Maze 1-0.

	1/1	LSU (9-0, 6-0 SEC)	9
	2/2	ALABAMA (8-1, 5-1 SEC)	6

SATURDAY, NOVEMBER 5 • BRYANT-DENNY STADIUM • TUSCALOOSA, Ala.  
ATTENDANCE: 101,821 • TV: CBS

**TUSCALOOSA, Ala.** — The most recent edition of the "Game of the Century" was fittingly decided in overtime, as the top-ranked LSU Tigers took advantage of Alabama's shaky kicking game to edge the No. 2 Crimson Tide, 9-6.

Drew Alleman's 25-yard field goal in the extra session ended college football's first No. 1 vs. No. 2 matchup in five years, but only after Alabama missed its fourth field goal in the defensive slugfest.

Cade Foster was unsuccessful on three kicks, including a 52-yard try after the Tide (8-1, 5-1 SEC) went backwards on the first possession of OT.

Michael Ford's 15-yard run set up the game-winner and put the Tigers (9-0, 6-0) in the driver's seat in the SEC West and the BCS national title race.

Trent Richardson shouldered the load for Alabama, amassing 169 yards from scrimmage. A.J. McCarron threw for 199 yards with an interception on 16-of-28 attempts in defeat.

The matchup was the first of its kind in SEC regular season history and was full of suspense despite neither team finding the end zone.

The closest LSU got was at the end of the first half, when an Alabama holding penalty gave the Tigers 1st-and-goal from the two before they settled for a 19-yard Alleman field goal just before intermission.

The kick came after Jeremy Shelley broke the scoreless tie with a 34-yard field goal with 3:53 showing.

Interceptions led to another exchange of field goals in the second half.

Foster, after missing two kicks in the first half, was called on again and this time snuck in his 46-yard attempt inside the left upright with 7:56 remaining in the third.

Three runs netted just two yards for LSU, and Alleman knocked in a 30-yarder on the second play of the fourth to tie it.

Richardson's 24-yard jaunt penetrated Tigers territory on the ensuing possession, but a trick play ended in disaster for the Tide. Wide receiver Marquis Maze was lined up in shotgun formation and faked a run before targeting an open Michael Williams near the goal line.

The tight end had to wait for Maze's lob, allowing safety Eric Reid to make a play on the ball. Williams appeared to make a leaping catch at the one, but Reid stole the ball away before hitting the ground for a pivotal turnover.

	1	2	3	4	OT	SCORE
LSU	0	3	0	3	3	9
Alabama	0	3	3	0	0	6

**SCORING SUMMARY**

2nd	03:53	UA	Jeremy Shelley 34 yd field goal, 10-79 5:00,	LSU 0 - UA 3
	00:00	LSU	Drew Alleman 19 yd field goal, 11-74 3:53,	LSU 3 - UA 3
3rd	07:56	UA	Cade Foster 46 yd field goal, 4-6 1:51,	LSU 3 - UA 6
4th	14:13	LSU	Drew Alleman 30 yd field goal, 4-2 1:53,	LSU 6 - UA 6
OT	15:00	LSU	Drew Alleman 25 yd field goal, 5-17 0:00,	LSU 9 - UA 6

	LSU	UA
FIRST DOWNS	15	17
RUSHES-YARDS (NET)	41-148	31-96
PASSING YDS (NET)	91	199
Passes Att-Comp-Int	17-9-2	29-16-2
TOTAL OFFENSE PLAYS-YARDS	58-239	60-295
Fumble Returns-Yards	0-0	0-0
Punt Returns-Yards	1-0	0-0
Kickoff Returns-Yards	3-49	2-49
Interception Returns-Yards	2-33	2-14
Punts (Number-Avg)	6-38.2	2-39.5
Fumbles-Lost	0-0	1-0
Penalties-Yards	7-56	6-73
Possession Time	29:54	30:06
Third-Down Conversions	3 of 11	5 of 13
Fourth-Down Conversions	0 of 0	0 of 0
Red-Zone Scores-Chances	3-3	1-1
Sacks By: Number-Yards	2-6	1-3


**RUSHING:** LSU-Michael Ford 11-72; Jo. Jefferson 11-43; Spencer Ware 16-29; Russell Shepard 1-2; Kenny Hilliard 2-2. Alabama-Trent Richardson 23-89; Eddie Lacy 5-19; AJ McCarron 2-minus 6; Marquis Maze 1-minus 6.

**PASSING:** LSU-Jo. Jefferson 6-10-0-67; Jarrett Lee 3-7-2-24. Alabama-AJ McCarron 16-28-1-199; Marquis Maze 0-1-1-0.

**RECEIVING:** LSU-Russell Shepard 2-39; Rueben Randle 2-19; Chase Clement 2-19; Odell Beckham 2-16; De. Peterson 1-minus 2. Alabama-Marquis Maze 6-61; Trent Richardson 5-80; Darius Hanks 2-38; Eddie Lacy 1-11; Brad Smelley 1-8; Michael Williams 1-1.

**INTERCEPTIONS:** LSU-Mo. Claiborne 1-33; Eric Reid 1-0. Alabama-Mark Barron 1-14; Robert Lester 1-0.

**FUMBLES:** LSU-None. Alabama-Trent Richardson 1-0.

	4/4	ALABAMA (9-1, 6-1 SEC)	24
	—	MISSISSIPPI ST. (5-5, 1-5 SEC)	7

SATURDAY, NOVEMBER 12 • DAVIS WADE STADIUM • STARKVILLE Miss.  
ATTENDANCE: 57,871 • TV: ESPN

**STARKVILLE, Miss.** — Trent Richardson totaled 127 yards with a touchdown on 32 carries as the fourth-ranked Alabama Crimson Tide rolled to a 24-7 victory over the Mississippi State Bulldogs.

Eddie Lacy added 11 carries for 96 yards and two touchdowns, while AJ McCarron completed 14-of-24 passes for 163 yards as Alabama (9-1, 6-1 SEC) rebounded from its first loss of the season.

Tyler Russell went 13-for-25 through the air for 110 yards and a touchdown for Mississippi State (5-5, 1-5), which had a two-game win streak snapped.

The Crimson Tide were finally able to break the scoreless tie on their next possession. Kevin Norwood's 22-yard reception moved Alabama into Mississippi State territory before a defensive pass interference penalty on the Bulldogs kept the drive alive on a 3rd-and-9. Lacy took a pitch to the left on the next play and leapt over the pylon from two yards out with 9:59 left in the half.

It was then Mississippi State's turn to miss a couple of field goals as Derek DePasquale failed to convert a 41-yard kick before a Cameron Lawrence interception preceded Brian Egan's failed attempt to split the uprights from 29 yards out, keeping it a seven-point game at the half.

Norwood started Alabama's first touch of the second half with a 38-yard grab and Richardson later hauled in a 19-yard completion, but the nine-play drive stalled inside the Mississippi State 10 and Shelley split the uprights from 24 yards out to make the score 10-0.

After each team failed to convert on fourth-down attempts near midfield late in the third, Richardson capped a seven-play drive that stretched into the fourth quarter by rumbling into the end zone from two yards out.

But the Bulldogs quickly made it a 10-point game again as LaDarius Perkins returned the ensuing kickoff 68 yards down to the Crimson Tide 22 and Russell found Chris Smith for a 12-yard score three plays later.

Each team then traded punts before the Crimson Tide took over on offense with 6:32 left in the fourth. Richardson reeled off nine straight runs to bring the clock under two minutes and Lacy put the game away with a 32-yard run off the left side for a touchdown.

	1	2	3	4	SCORE
Alabama	0	7	3	14	24
Mississippi State	0	0	0	0	7

**SCORING SUMMARY**

2nd	09:59	UA	Lacy 2 yd run (Jeremy Shelley kick), 5-52 3:20,	UA 7 - MSU 0
3rd	07:32	UA	Jeremy Shelley 24 yd field goal, 8-73 5:05,	UA 10 - MSU 0
4th	13:39	UA	Richardson 2 yd run (Jeremy Shelley kick), 7-53 3:18,	UA 17 - MSU 0
	12:03	MSU	Smith 12 yd pass from Russell (DePasquale kick), 3-22 1:21,	UA 17 - MSU 7
	01:18	UA	Lacy 32 yd run (Jeremy Shelley kick), 11-73 5:08,	UA 24 - MSU 7

	UA	MSU
FIRST DOWNS	20	9
RUSHES-YARDS (NET)	44-223	29-112
PASSING YDS (NET)	163	119
Passes Att-Comp-Int	24-14-1	30-15-0
TOTAL OFFENSE PLAYS-YARDS	68-386	59-131
Fumble Returns-Yards	0-0	0-0
Punt Returns-Yards	2-21	0-0
Kickoff Returns-Yards	1-23	5-138
Interception Returns-Yards	0-0	1-31
Punts (Number-Avg)	4-37.2	7-42.7
Fumbles-Lost	1-0	1-0
Penalties-Yards	6-40	6-49
Possession Time	34:50	25:10
Third-Down Conversions	2 of 11	3 of 16
Fourth-Down Conversions	1 of 2	1 of 3
Red-Zone Scores-Chances	3-4	1-2
Sacks By: Number-Yards	5-33	0-0

**RUSHING:** Alabama-Trent Richardson 32-127; Eddie Lacy 11-96; AJ McCarron 1-0. Mississippi State-Vick Ballard 9-21; L. Perkins 5-10; Dylan Favre 1-minus 2; Tyler Russell 10-minus 3; Chris Relf 3-minus 3; B. Swedenburg 1-minus 11.

**PASSING:** Alabama-AJ McCarron 14-24-1-163. Mississippi State-Tyler Russell 13-25-0-110; Dylan Favre 2-3-0-9; Chris Relf 0-2-0-0.

**RECEIVING:** Alabama-Marquis Maze 4-22; DeAndrew White 3-21; Kevin Norwood 2-60; Trent Richardson 2-26; Michael Williams 1-16; Kenny Bell 1-16; Darius Hanks 1-2. Mississippi State-Chris Smith 5-42; Marcus Green 2-22; Chad Bumphis 2-16; Arceto Clark 2-13; Nick Griffin 1-8; Malcolm Johnson 1-8; Vick Ballard 1-6; Brandon Heavens 1-4.

**INTERCEPTIONS:** Alabama-None. Mississippi State-C. Lawrence 1-31.

**FUMBLES:** Alabama-Eddie Lacy 1-0. Mississippi State-B. Swedenburg 1-0.



—	GA. SOUTHERN (9-2)	21
3/3	ALABAMA (10-1)	45

SATURDAY, NOVEMBER 19 • BRYANT-DENNY STADIUM • TUSCALOOSA, Ala.  
ATTENDANCE: 101,821 • TV: PPV

**TUSCALOOSA, Ala.** — AJ McCarron threw for three touchdowns and Trent Richardson ran for two, leading No. 3 Alabama to a 45-21 victory over Georgia Southern.

McCarron completed 14-of-19 passes for 190 yards, while Richardson totaled 175 yards on 32 carries for the Crimson Tide (10-1), who reached 10 victories for the fourth consecutive season.

They have won two in a row since dropping a 9-6 overtime decision against LSU, and could find themselves back in the championship mix. While Alabama entered this weekend ranked third in the BCS standings, second-ranked Oklahoma State lost to Iowa State on Friday. LSU is the only undefeated team left from a BCS conference.

Dominique Swope ran for 153 yards and a score on 18 carries for the Eagles (9-2), who won the FCS' Southern Conference title this season.

Jeremy Shelley kicked a 32-yard field goal on Alabama's first possession, and the Crimson Tide pushed its lead to 10 thanks to a defensive play. On the ensuing possession, Georgia Southern's Adrian Mora lined up for a 42-yard field goal, but Alabama's Dre Kirkpatrick blocked it and returned the ball 55 yards for a touchdown.

McCarron's four-yard TD pass to Richardson early in the second quarter gave Alabama a 17-0 advantage, but Swope's 82-yard run on the first play of the Eagles' following drive put Georgia Southern on the board.

But Alabama responded with a methodical drive that Richardson closed with five consecutive runs. The last was a one-yard plunge into the end zone, making it a 24-7 game with a little more than six minutes left in the half.

It put the Crimson Tide ahead by 17 late in the third quarter, and they used another long drive to secure the win. Starting from their own eight-yard line with 9:20 left in the game, the Crimson Tide reached the end zone in 15 plays. McCarron ended the march with a four-yard strike to Smelley with 44 seconds to play.

	1	2	3	4	SCORE
GEORGIA SOUTHERN	0	14	7	0	21
ALABAMA	10	14	14	7	45

**SCORING SUMMARY**

1st	11:48	UA	Shelley 32 yd field goal, 7-42 3:12,	GSU 0 - UA 3
	05:12	UA	Kirkpatrick 55 yd blocked FG return (Shelley kick),	GSU 0 - UA 10
2nd	12:56	UA	Richardson 4 yd pass from McCarron (Shelley kick), 10-71 5:02,	GSU 0 - UA 17
	12:36	GSU	D. Swope 82 yd run (A. Mora kick), 1-82 0:20,	GSU 7 - UA 17
	06:16	UA	Richardson 1 yd run (Shelley kick), 12-65 6:20,	GSU 7 - UA 24
	00:56	GSU	J. Bryant 39 yd pass from J. Shaw (A. Mora kick), 9-80 5:20,	GSU 14 - UA 24
3rd	07:17	UA	Smelley 34 yd pass from McCarron (Shelley kick), 10-85 4:09,	GSU 14 - UA 31
	07:03	GSU	L. Scott 95 yd kickoff return (A. Mora kick), ,	GSU 21 - UA 31
	02:36	UA	Richardson 1 yd run (Shelley kick), 9-74 4:27,	GSU 21 - UA 38
4th	00:44	UA	Smelley 4 yd pass from McCarron (Shelley kick), 15-92 8:36,	GSU 21 - UA 45

	GSU	UA
FIRST DOWNS	14	28
RUSHES-YARDS (NET)	39-302	49-272
PASSING YDS (NET)	39	190
Passes Att-Comp-Int	7-1-0	19-14-0
TOTAL OFFENSE PLAYS-YARDS	46-341	68-462
Fumble Returns-Yards	0-0	0-0
Punt Returns-Yards	0-0	1-4
Kickoff Returns-Yards	7-190	3-74
Interception Returns-Yards	0-0	0-0
Punts (Number-Avg)	2-47.5	0-0.0
Fumbles-Lost	1-0	0-0
Penalties-Yards	5-40	6-35
Possession Time	27:23	32:37
Third-Down Conversions	2 of 9	7 of 10
Fourth-Down Conversions	2 of 3	1 of 1
Red-Zone Scores-Chances	0-2	5-5
Sacks By: Number-Yards	0-0	0-0

**RUSHING:** GSU-D. Swope 18-153; J. McKinnon 5-48; E. Youyou 2-35; J. Shaw 8-26; N. Hickey 3-25; D. Robinson 2-15; R. Brown 1-0. Alabama-Trent Richardson 32-175; Eddie Lacy 6-45; Jalston Fowler 8-41; AJ McCarron 3-11.

**PASSING:** GSU-J. Shaw 1-5-0-39; E. Youyou 0-2-0-0. Alabama-AJ McCarron 14-19-0-190.

**RECEIVING:** GSU-J. Bryant 1-39. Alabama-Brad Smelley 4-58; Brandon Gibson 4-49; Marquis Maze 3-44; Kevin Norwood 1-22; Eddie Lacy 1-13; Trent Richardson 1-4.

**INTERCEPTIONS:** Georgia Southern-None. Alabama-None.

**FUMBLES:** Georgia Southern-E. Youyou 1-0. Alabama-None.

## 4 • MARK BARRON

DB • 6-2 • 218 • Sr • 3L

MOBILE, ALA. (ST. PAUL'S)

- Veteran leader of the Crimson Tide's secondary with 36 career starts at safety
- Finalist for the Jim Thorpe Award
- Semifinalist for the Chuck Bednarik Award
- Consensus midseason first-team All-American
- Secondary ranks No. 1 nationally in pass defense (121.3 ypg) & pass efficiency defense (84.8)
- Defense also ranks No. 1 in scoring defense (8.3 ppg) & total defense (195.9 ypg)
- Lott Trophy watch list
- Jim Thorpe Defensive Back of the Week (Penn St.)
- Returning first-team All-American and All-SEC
- Has 12 career interceptions that ranks eighth in Alabama history as well as 234 tackles and 34 passes defended
- Seven-time Alabama Defensive Player of the Week

### 2011 (SENIOR):

Mark Barron bypassed the NFL Draft to return for his senior season ... the leader of the Crimson Tide secondary and a finalist for the Jim Thorpe Award ... a first-team All-American a season ago, Barron is in line for All-America honors once again while contending for the SEC Defensive Player of the Year Award ... a consensus midseason first-team All-American by *ESPN.com*, *SI.com*, *CBSsports.com* and Phil Steele ... started 37 career games in his third season as the Tide's starting safety ... has 65 tackles on the season, including 41 solo stops, 4.0 tackles for loss (-7), one quarterback hurry, five pass break ups and a fumble recovery ... recorded two interceptions for the season — the 11th and 12th of his career, which ranks tied for eighth in school history ... leader of a defense that ranks No. 1 nationally in total defense (195.9 ypg), scoring defense (8.3 ppg), rushing defense (74.6 ypg) and pass efficiency defense (84.8) and pass defense (121.3) ... named the Jim Thorpe National Defensive Back of the Week following the Penn State game where he also garnered SEC Defensive Player of the Week accolades ... a seven-time UA Defensive Player of the Week. **Kent State:** Registered two solo tackles and broke up a pass in reduced action as the Tide went on for a 48-7 victory. **Penn State:** Logged seven tackles with five solo stops ... intercepted his first pass of the season to thwart a Nittany Lion scoring drive ... earned Jim Thorpe, SEC and UA Defensive Player of the Week honors. **North Texas:** Recorded seven tackles in a 41-0 shutout of the Mean Green ... had four solo stops ... named a Defensive Player of the Week by UA coaches. **Arkansas:** Had six tackles with five solo stops as the Tide defense and secondary shutdown the Hogs' high-powered offense, holding them 291 yards below their season average ... also had a pass breakup. **Florida:** Registered two tackles as the Crimson Tide held the Gators to just 16 yards rushing. **Vanderbilt:** Earned Defensive Player of the Week honors from the Alabama coaching staff after recording a team-high six tackles with 1.5 tackles for loss (-2 yards) and two pass breakups. **Mississippi:** Recorded five solo tackles and a career-best two tackles for loss (-4 yards) ... led a secondary that surrendered just 141 total yards and just 113 passing yards ... also had his first quarterback hurry of the season. **Tennessee:** Had five solo tackles and a pass breakup ... led a defense that limited the Volunteers to 63 passing yards and just 155 total yards. **LSU:** Made six tackles with half of a tackle for loss ... notched his second interception of the season and returned it inside the five-yard line only to see it brought back to the 35-yard line on a block in the back. **Mississippi State:** Equaled his career high with 11 tack-

les — five solo stops ... earned Alabama Defensive Player of the Week honors for his play ... made several impressive open field tackles while limited MSU to just 131 yards of total offense. **Georgia Southern:** Led the team with eight tackles in a 45-21 victory over the Eagles rarely seen and difficult to defend triple-option offense ... garnered Alabama Defensive Player of the Week honors.

### BARRON'S CAREER STATISTICS

Year	G-S	Tackles					Fumbles				
		TT	UT	AT	TFL	QBH	QBS	FF	FR	PBU	Int
2008	14-0	18	9	9	1.5-11	0	1.5-11	0	0	0	0-0
2009	14-14	76	43	33	3.5-18	4	0.5-2	0	0	11	7-125
2010	12-12	75	54	21	3.0-19	2	2.0-15	1	0	6	3-6
2011	11-11	65	41	24	4.0-7	1	0-0	0	1	5	2-14
TOTAL	49-37	234	147	87	12.0-55	7	4.0-28	1	1	22	12-145

### BARRON'S CAREER HIGHS

Tackles: 11 vs. Florida and Miss. State, 2010 & Miss. State, 2011  
 Tackles For Loss: 2.0 vs. Mississippi, 2011  
 Yards Lost: 8 vs. Florida, 2010  
 Quarterback Sacks: 1.5 vs. Arkansas, 2008  
 Yards Lost: 11 vs. Arkansas, 2008  
 Interceptions: 1 (12 Times) Last vs. LSU, 2011  
 Return Yards: 77 vs. South Carolina, 2009  
 Passes Broken Up: 2 (6 Times) Last vs. Vanderbilt, 2011  
 Quarterback Pressures: 2 vs. Chattanooga, 2009  
 Forced Fumbles: 1 vs. Penn State, 2010  
 Fumble Recovery: 1 vs. Penn State, 2011

## 7 • KENNY BELL

WR • 6-1 • 175 • Soph • 1L

RAYVILLE, LA. (RAYVILLE)

### 2011 (SOPHOMORE):

Kenny Bell has earned an expanded role in the Alabama passing game as a sophomore ... the speedy wide out has played in all 11 games and made four starts ... has caught 14 passes this season for 183 yards and seven first downs ... one receiving touchdown on a 39-yard strike vs. Tennessee ... has five explosive receptions of 15 yards or more. **Penn State:** Earned his first career start ... hauled in his first pass of the season with a 14-yard grab that resulted in a first down. **North Texas:** Had a career-best game to date with four receptions for 55 yards ... two of his receptions went for first downs. **Arkansas:** Made his second career start ... caught one pass for eight yards, coming up a yard short of the first-down marker. **Florida:** Caught one pass for seven yards in the Crimson Tide win ... earned his third start of the year. **Vanderbilt:** Started but did not have a catch. **Mississippi:** Did not start by caught three passes for 31 yards ... had a 17-yard grab that converted an important Crimson Tide first down. **Tennessee:** Had three grabs for 52 yards and his first career touchdown ... two of his three receptions went for Alabama first downs ... had one explosive play of 39 yards for a score, which is his longest catch to date in his career. **Mississippi State:** Hauled in one pass for 16 yards and a first down.

### BELL'S CAREER STATISTICS

Year	G-S	No.	Yards	Avg.	TD	LP
2010	10-0	2	26	13.0	0	18
2011	10-4	14	183	13.1	1	39
TOTAL	20-4	16	209	13.1	1	39

### BELL'S CAREER HIGHS

Receptions: 4 vs. North Texas, 2011  
 Yards: 55 vs. North Texas, 2011  
 Long Play: 39 vs. Tennessee, 2011  
 Touchdown: 1 vs. Tennessee, 2011

## 86 • UNDRRA BILLINGSLEY

DL • 6-2 • 288 • Jr • 1L

BIRMINGHAM, ALA. (WOODLAWN)

### 2011 (JUNIOR):

Undra Billingsley is back on the defensive line after splitting time between the defensive front and tight end over the past couple of years ... has played in 11 games this season as a reserve defensive end and on special teams ... has four tackles. **Kent State:** Had one quarterback hurry against the Golden Flashes. **North Texas:** Made one solo tackle as a reserve defensive lineman. **Mississippi:** Assisted on two tackles and was credited with a tackle for a loss of four yards and a half a sack. **Georgia Southern:** Assisted on one tackle in the win against the Eagles.

### BILLINGSLEY'S CAREER STATISTICS

Year	G-S	Tackles					Fumbles				
		TT	UT	AT	TFL	QBH	QBS	FF	FR	PBU	Int
2010	13-0	2	2	0	0-0	0	0-0	0	0	0	0-0
2011	11-0	4	1	3	1-4	1	0-0	0	0	0	0-0
TOTAL	24-0	6	3	3	1-4	1	0-0	0	0	0	0-0

### BILLINGSLEY'S CAREER HIGHS

Tackles: 1 (three times) Last vs. North Texas, 2011  
 Quarterback Hurries: 1 vs. Kent State, 2011

## 67 • JOHN MICHAEL

BOSWELL

OL • 6-5 • 300 • Sr • 3L

MOBILE, ALA. (ST. PAUL'S)

### 2011 (SENIOR):

John Michael Boswell is the Crimson Tide's backup right guard ... also a regular contributor on special teams on the extra point and field goal teams ... has played in nine games.

## 81 • HARDIE BUCK

WR • 5-9 • 190 • Jr • 1L

BIRMINGHAM, ALA. (VESTAVIA HILLS)

### 2011 (JUNIOR):

Hardie Buck is a special teams standout for the Crimson Tide ... a two-year starter on the kickoff coverage unit as well as the punt return team ... Buck has seven tackles this season and 16 in his career. **Kent State:** Logged two assisted tackles on the kickoff coverage unit. **Tennessee:** Was named one of the Special Teams Players of the Week by the Alabama coaching staff ... recorded a solo tackle on special teams against the Volunteers. **LSU:** Was named one of the Special Teams Players of the Week by the Alabama coaching staff ... tallied two tackles against the Tigers. **Georgia Southern:** Assisted on two tackles on kickoff coverage.

### BUCK'S CAREER STATISTICS

Year	G-S	Tackles					Fumbles				
		TT	UT	AT	TFL	QBH	QBS	FF	FR	PBU	Int
2010	13-0	9	4	5	0-0	0	0-0	0	0	0	0-0
2011	11-0	7	2	5	0-0	0	0-0	0	0	0	0-0
TOTAL	24-0	16	6	10	0-0	0	0-0	0	0	0	0-0

### BUCK'S CAREER HIGHS

Tackles: 3 vs. Duke, 2010



## 99 • JOSH CHAPMAN

DL • 6-1 • 310 • SR • 3L

HOOVER, ALA. (HOOVER)

### 2011 (SENIOR):

Josh Chapman is the anchor to the Alabama defense ... the senior nose guard regularly takes on multiple blockers and is a key to the Crimson Tide's run-stuffing ability ... has started 10 Alabama games at nose guard and 24 during his career while playing in 52 games ... was on the cover of *Sports Illustrated* following Alabama's win at Florida ... has 20 tackles on the season while helping the Tide lead the nation in rushing yards allowed with just 51.9 yards per game and 181.4 yards of total offense allowed ... has 3.5 tackles for loss (-9) and one sack (-3) ... will contend for first-team All-SEC honors along the defensive front and possible All-America accolades ... missed the Georgia Southern game to rest his injured knee. **Kent State:** Started and made one solo tackle as he led a UA defensive front that held the Golden Flashes to minus-9 yards rushing in a 48-7 win. **Penn State:** Made four total tackles with two solo stops as the Tide posted a dominating-road win against the No. 23 Nittany Lions. **North Texas:** Had two tackles with one assist as UA limited the Mean Green to 68 yards rushing. **Arkansas:** Started and helped Alabama hold the Razorbacks to a series-low 17 yards rushing, more than 150 yards below their season average. **Florida:** Recorded three tackles with one solo stop in a 38-10 win over the No. 12 Gators ... helped hold UF to 15 rushing yards ... made his first tackle for loss of the year for a loss of four yards and batted down two UF passes. **Vanderbilt:** Helped UA record its second shutout of the year against the Commodores ... had one assisted sack of VU quarterback Larry Smith, stopping him on fourth down and knocking him out of the game. **Mississippi:** Did not have a tackle but helped limit the Rebels to just 28 yards rushing. **Tennessee:** Clogged the middle of the defensive front as the Vols managed only 155 yards of total offense and just 92 on the ground ... made two tackles with one tackle for loss (-2 yards). **LSU:** Equaled his season high with four tackles ... made two solo stops and shared a tackle for loss ... helped limit the top-ranked Tigers to 239 yards of total offense. **Mississippi State:** Recorded three assisted tackles with half of a sack (-2 yards) ... helped limit the Bulldogs to just 12 yards rushing and 131 total yards.

### CHAPMAN'S CAREER STATISTICS

Year	G-S	Tackles					Fumbles				
		TT	UT	AT	TFL	QBH	QBS	FF	FR	PBU	Int
2007	3-0	1	1	0	0-0	0	0-0	0	0-0	0	0-0
2008	13-2	16	9	7	4.0-7	1	0-0	0	0-0	0	0-0
2009	13-0	17	6	11	2.5-2	0	0.5-1	0	0-0	0	0-0
2010	13-12	31	18	13	3.5-16	0	1.0-12	0	0-0	2	0-0
2011	10-10	20	9	11	3.5-9	0	1-3	0	0-0	2	0-0
TOTAL	52-24	85	42	43	13.5-34	1	2.5-16	0	0-0	4	0-0

### CHAPMAN'S CAREER HIGHS

Tackles: 8 vs. LSU, 2010  
 Tackles For Loss: 1 (9 Times) Last vs. Florida, 2011  
 Yards Lost: 12 vs. LSU, 2010  
 Quarterback Sacks: 1.0 vs. LSU, 2010  
 Yards Lost: 12 vs. LSU, 2010  
 Passes Broken Up: 2 vs. Florida, 2011

## 6 • Ha Ha Clinton-Dix

DB • 6-1 • 203 • FR • HS

ORLANDO, FLA. (DR. PHILLIPS)

### 2011 (FRESHMAN):

Ha Ha Clinton-Dix one of nine newcomers and seven true freshman that have earned playing time during their first year at Alabama ... has 10 tackles with five solo stops and two pass breakups as a backup safety ... also contributes on special teams. **Kent State:** Assisted on one tackle on kickoff coverage against the Golden

Flashes. **Penn State:** Made a solo stop as a reserve safety against the No. 23 Nittany Lions while also seeing action on special teams. **North Texas:** Had two assisted tackles in the Tide's shutout win over the Mean Green ... also broke up a pass. **Arkansas:** Assisted on a tackle in the win over the Razorbacks. **Florida:** Recorded one solo stop at Florida. **Vanderbilt:** Totaled two tackles, including a solo stop in the shutout win against the Commodores. **Mississippi:** Tallied one solo tackle against the Rebels. **Tennessee:** Recorded a solo tackle in the win against the Volunteers.

### CLINTON-DIX'S CAREER STATISTICS

Year	G-S	Tackles					Fumbles				
		TT	UT	AT	TFL	QBH	QBS	FF	FR	PBU	Int
2011	11-0	10	5	5	0-0	0	0-0	0	0	2	0-0
TOTAL	11-0	10	5	5	0-0	0	0-0	0	0	2	0-0

### CLINTON-DIX'S CAREER HIGHS

Tackles: 2 vs. North Texas and Vanderbilt, 2011  
 Passes Broken Up: 1 vs. Kent State & North Texas, 2011

## 33 • Trey DePRIEST

LB • 6-2 • 242 • FR • HS

SPRINGFIELD, OHIO (SPRINGFIELD)

### 2011 (FRESHMAN):

Trey DePriest has quickly made a name for himself as a big hitter on the Alabama special teams ... the true freshman has tallied 23 tackles through 11 games with 13 of those stops to lead the kickoff coverage team ... UA coaching staff Special Teams Player of the Week in weeks one and two ... also has one and half tackles for a loss and a quarterback hurry ... backs up Dont'a Hightower at mike linebacker. **Kent State:** Led the team with 10 tackles while announcing his presence on several occasions with jarring hits heard throughout the stadium ... SEC Freshman of the Week ... also notched half of a sack from his backup mike linebacker spot ... had three solo tackles and a pass breakup ... selected as one of the Special Teams Players of the Week by the UA coaching staff. **Penn State:** Made two tackles on special teams with one solo stop in the Tide's 27-11 win in Happy Valley ... selected as one of the Special Teams Players of the Week by the UA coaching staff. **North Texas:** Had one tackle on the kickoff coverage team and three total tackles ... saw action as a backup mike linebacker. **Arkansas:** Assisted on one tackle in the win over the Razorbacks. **Florida:** Made one tackle for a loss of a yard in the win at the Swamp. **Vanderbilt:** Totaled two tackles, including a solo stop in the shutout win against the Commodores. **Mississippi:** Tallied one solo tackle on kickoff coverage. **Tennessee:** Assisted on a tackle on kickoff coverage. **LSU:** Made one solo tackle on kickoff coverage against the Tigers. **Mississippi State:** Assisted on one tackle on kickoff coverage.

### DePRIEST'S CAREER STATISTICS

Year	G-S	Tackles					Fumbles				
		TT	UT	AT	TFL	QBH	QBS	FF	FR	PBU	Int
2011	11-0	22	9	13	1.5-10	1	0-0	0	0	0	0-0
TOTAL	11-0	22	9	13	1.5-10	1	0-0	0	0	0	0-0

### DePRIEST'S CAREER HIGHS

Tackles: 10 vs. Kent State, 2011  
 Tackles For Loss: 1 vs. Florida, 2011  
 Quarterback Hurry: 1 vs. Kent State, 2011

## 90 • QUINTON DIAL

DL • 6-6 • 292 • JR • JC

PINSON, ALA. (E. MISS. JC/CLAY-CHALKVILLE)

### 2011 (JUNIOR):

Quinton Dial has arrived from East Mississippi Community College and made an immediate impact along the Crimson Tide's defensive line ... provides Alabama with an excellent pass-rushing end ... has tallied one sack for a loss of nine yards ... has 22 total tackles with eight solo stops. **Kent State:** Recorded his first career sack against the Golden Flashes. **Penn State:** Registered a career-best five tackles — two solo — against the Nittany Lions in a 27-11 road win in State College. **North Texas:** Had two assisted tackles in the Tide's shutout win ... also recorded a quarterback hurry. **Arkansas:** Tallied two tackles, including one solo stop and a half a tackle for a loss of a yard. **Mississippi:** Recorded one solo tackle on the road against the Rebels. **Mississippi State:** Assisted on three tackles, including half a tackle for a loss of a yard. **Georgia Southern:** Had a career game against the Eagles ... recorded eight tackles, including three solo stops ... tallied one tackle for a loss of four yards.

### DIAL'S CAREER STATISTICS

Year	G-S	Tackles					Fumbles				
		TT	UT	AT	TFL	QBH	QBS	FF	FR	PBU	Int
2011	10-0	22	8	14	3.0-15	1	1.0-9	0	0	0	0-0
TOTAL	10-0	22	8	14	3.0-15	1	1.0-9	0	0	0	0-0

### DIAL'S CAREER HIGHS

Tackles: 8 vs. Georgia Southern, 2011  
 Tackles For Loss: 1 vs. Kent State & Georgia Southern, 2011  
 Yards Lost: 9 vs. Kent State, 2011  
 Quarterback Sacks: 1.0 vs. Kent State, 2011  
 Yards Lost: 9 vs. Kent State, 2011  
 Quarterback Hurries: 1 vs. North Texas, 2011

## 47 • XZAIKER DICKSON

LB • 6-3 • 240 • FR • HS

GRIFFIN, GA. (GRIFFIN)

### 2011 (FRESHMAN):

Xzaiver Dickson is one of seven true freshmen and nine total newcomers to see action during his initial season at the Capstone ... played in six games ... has two tackles and one and a half tackles for a loss. **North Texas:** Saw significant action as a reserve on the defensive front ... made one solo tackle, which resulted in a loss of two yards. **Mississippi:** Tallied half a sack for a loss of five yards.

### DICKSON'S CAREER STATISTICS

Year	G-S	Tackles					Fumbles				
		TT	UT	AT	TFL	QBH	QBS	FF	FR	PBU	Int
2011	6-0	2	1	1	1.5-7	0	0.5-5	0	0	0	0-0
TOTAL	6-0	2	1	1	1.5-7	0	0.5-5	0	0	0	0-0

### DICKSON'S CAREER HIGHS

Tackles: 1 vs. North Texas, 2011  
 Tackles For Loss: 1.0 vs. North Texas, 2011

## 76 • D.J. FLUKER

OL • 6-6 • 335 • SOPH • 1L

FOLEY, ALA. (FOLEY)

### 2011 (SOPHOMORE):

D.J. Fluker has started all 10 games for the Crimson Tide at right tackle ... helps Alabama rank 16th nationally running the football with an average of 220.5 yards per game while ranking 20th nationally in scoring offense with 35.5 points per game and 32nd in total offense (436.7 ypg) ... ranks 29th nationally in sacks allowed at 1.27 per game ... the Tide has scored 32 rushing touchdowns in 11 games to rank tied for sixth nationally ... has 20 career starts at

right tackle ... has blocked for 13 100-yard rushers in his career, including 10 this season. **Kent State:** Helped clear the way for 183 yards rushing, including 134 rushing and receiving yards from Eddie Lacy and Trent Richardson's three rushing touchdowns. **Penn State:** Blocked for 196 rushing yards while not allowing a sack to the talented Nittany Lion front seven ... helped Richardson account for 111 yards and two touchdowns. **North Texas:** Opened holes for a season-high 347 rushing yards including 100-yard games from Trent Richardson (167) and Eddie Lacy (161) ... Richardson found the end zone three times while Lacy scored twice ... at quarterback, AJ McCarron had time to complete 71.4 percent of his passes. **Arkansas:** Was a force on the right side of the line, paving the way for Trent Richardson to rush for 126 yards and the team to compile 197 rushing yards ... provided the time for AJ McCarron to pass for an efficient 15-of-20 for 200 yards and two touchdowns. **Florida:** Cleared a path for 226 rushing yards in the 38-10 win over the Gators as Richardson went for a career-best 181 yards and two touchdowns ... also helped the Tide not surrender a sack. **Vanderbilt:** Opened holes for Richardson's fifth 100-yard rushing game and 419 yards of total offense ... provided time for McCarron to throw four touchdowns. **Mississippi:** Paved the way for Alabama to amass 389 yards on the ground ... provided the holes for two 100-yard rushers in Trent Richardson (183 yards) and Jalston Fowler (125 yards). **Tennessee:** Helped Alabama compile 437 yards of total offense in the win against the Volunteers ... provided the time for quarterback AJ McCarron to throw for a career-high 284 yards. **LSU:** Helped Alabama total 295 yards of total offense against the Tigers defense ... provided the time for AJ McCarron to throw for 199 yards. **Mississippi State:** Provided the holes for Trent Richardson to once again surpass the 100-yard mark ... paved the way for the team to accumulate 223 yards on the ground, including 96 by Eddie Lacy. **Georgia Southern:** Helped the Tide amass 272 yards rushing while Richardson went for 175 yards and two scores ... did not allow a sack.

**43 • CADE FOSTER**  
**PK • 6-1 • 216 • SOPH • 1L**  
**SOUTHLAKE, TEXAS (SOUTHLAKE CARROLL)**

**2011 (SOPHOMORE):**

Cade Foster is the Crimson Tide's starting kicker on kickoffs and place-kicker on field goals longer than 40 yards ... is averaging 63.3 yards on 67 kickoffs this season and is 2-for-9 on field goals, hitting from 45 yards against Tennessee and 46 yards against LSU. **Kent State:** Averaged 64.4 yards on nine kickoffs in the Crimson Tide's 48-7 victory ... also missed on a 53-yard field goal against the Golden Flashes. **Penn State:** Kicked off six times for 372 yards, an average of 62.0 yards per kick. **North Texas:** Averaged 64.0 yards on eight kickoffs against the Mean Green. **Arkansas:** Kicked off seven times for 430 yards, averaging 61.4 yards per kick with one touchback. **Florida:** Kicked off seven times for 450 yards, averaging 64.3 per kick. **Vanderbilt:** Was named the Special Teams Player of the Week by the Alabama coaching staff ... recorded five kickoffs for 316 yards ... averaged 63.2 per kick. **Mississippi:** Tallied three kickoffs for 197 yards for an average of 65.7 per kick ... missed a 53-yard field goal attempt. **Tennessee:** Was named one of the Special Teams Players of the Week by the Alabama coaching staff ... connected on his first field goal of the season when he hit from 45 yards in the win against the Volunteers ... kicked off eight times, recording one touchback and averaging 65.4 per kick. **LSU:** Connected on one field goal for 46 yards against the Tigers ... was 1-for-4 on the evening ... kicked off three times for an average of 63 yards. **Mississippi State:** Kicked off four times for 231 yards for an average of 57.8 per kick ...

went 0-1 on field goals. **Georgia Southern:** Kicked off seven times for an average of 63.9 per kick ... recorded one touchback.

**FOSTER'S CAREER STATISTICS**

Year	G-S	Extra Points			Field Goals			Pts.
		XP-A	Pct.	FG-A	Pct.	Lng		
2010	13-0	7-7	100.0	7-9	77.8	49	28	
2011	11-0	0-0	.000	2-9	22.2	46	6	
TOTAL	24-0	7-7	100.0	9-18	50.0	49	34	

**FG Breakdown**

Year	G-S	Extra Points				
		1-19	20-29	30-39	40-49	50+
2010	0-0	2-2	0-0	5-6	0-1	
2011	0-0	0-0	0-0	2-5	0-4	
TOTAL	0-0	2-2	0-0	7-11	0-5	

**Kickoffs**

Year	No.	Yards	Avg.	TB	OB
2011	67	4,244	63.3	3	1
TOTAL	151	9,720	64.4	12	2

**FOSTER'S CAREER HIGHS**

PAT Made: 2 vs. San Jose State and Duke, 2010  
 PAT Attempts: 2 vs. San Jose State and Duke, 2010  
 FG Made: 2 vs. (3 Times) Last vs. Mississippi, 2010  
 FG Attempts: 4 vs. LSU, 2011  
 Long: 49 vs. Mississippi, 2010  
 Points: 8 vs. San Jose State and Duke, 2010  
 Kickoffs: 10 vs. Duke and Georgia State, 2010  
 Yards: 633 vs. Georgia State, 2010  
 Average: 69.2 vs. South Carolina, 2010  
 Touchbacks: 2 vs. South Carolina, 2010  
 Tackles: 2 vs. Arkansas, 2010

**45 • JALSTON FOWLER**  
**RB • 6-1 • 246 • SOPH • 1L**  
**MOBILE, ALA. (VIGOR)**

**2011 (SOPHOMORE):**

Jalston Fowler has given the Crimson Tide a nice lift off the bench at running back in 2011 ... comes in behind Trent Richardson and Eddie Lacy and in short-yardage and goal-line situations ... has 370 yards on 55 carries with three touchdowns in 11 games this season ... averaging 6.7 yards per carry this year ... has converted 15 first downs rushing the football this season. **Kent State:** Went for a career-best 69 yards on just four carries for a 17.3 yards per carry average ... scored his first touchdown of the season on a 49-yard burst off the right side of the line of scrimmage. **Penn State:** Came into the game in a couple of goal-line situations against the Nittany Lions ... did not have a carry. **North Texas:** Ran three times for 20 yards ... rushed for one first down. **Arkansas:** Carried the ball four times for 11 yards in the win against the Razorbacks. **Florida:** Totaled five carries for 19 yards in the win at the Swamp. **Vanderbilt:** Recorded a career-high 13 carries against the Commodores ... totaled 58 yards with a long rush of 10 yards. **Mississippi:** Ran for a career-high 125 yards on just nine carries ... tallied two touchdowns, including a long run to paydirt of 69 yards. **Tennessee:** Carried the ball nine times for 27 yards. **Georgia Southern:** Rushed eight times for 41 yards, including a long run of 22 yards.

**FOWLER'S CAREER STATISTICS**

Year	G-S	Rushing					Receiving				
		Att	Yds	Avg.	TD	LP	No.	Yds	Avg.	TD	LP
2010	11-0	14	111	7.9	1	36	0	0	0	0	0
2011	11-0	47	329	7.0	3	69	0	0	0	0	0
TOTAL	22-0	69	481	7.0	4	69	0	0	0	0	0

Year	G-S	Tackles					Fumbles				
		TT	UT	AT	TFL	QBH	QBS	FF	FR	PBU	Int
2010	11-0	2	2	0	0-0	0	0-0	0	0	0	0-0
2011	11-0	0	0	0	0-0	0	0-0	0	0	0	0-0
TOTAL	21-0	2	2	0	0-0	0	0-0	0	0	0	0-0

**FOWLER'S CAREER HIGHS**

Rushes: 13 vs. Vanderbilt, 2011  
 Yards: 125 at Mississippi, 2011  
 Touchdowns: 2 at Mississippi, 2011  
 Long Play: 69 at Mississippi, 2011  
 Tackles: 1 vs. San Jose State and Duke 2010

**10 • JOHN FULTON**  
**DB • 6-0 • 187 • SOPH • 1L**  
**MANNING, S.C. (MANNING)**

**2011 (SOPHOMORE):**

John Fulton has provided the Tide with great depth in the defensive backfield while playing well on special teams ... has played in 11 games and has five tackles with two solo stops ... four of his tackles have come on kickoff coverage. **Kent State:** Had one solo tackle in the 48-7 win. **North Texas:** Registered two assisted tackles on kickoff coverage. **Arkansas:** Assisted on a tackle on kickoff coverage. **Vanderbilt:** Broke up one pass in the shutout win against the Commodores. **Mississippi State:** Recorded one solo tackle on kickoff coverage.

**FULTON'S CAREER STATISTICS**

Year	G-S	Tackles					Fumbles				
		TT	UT	AT	TFL	QBH	QBS	FF	FR	PBU	Int
2010	13-0	5	3	2	0.5-4	0	0.5-4	0	0	2	0-0
2011	11-0	5	2	3	0-0	0	0-0	0	0	1	0-0
TOTAL	24-0	10	5	5	0.5-4	0	0.5-4	0	0	3	0-0

**FULTON'S CAREER HIGHS**

Tackles: 3 vs. Duke, 2010  
 Tackles For Loss: 0.5 vs. Duke, 2010  
 Yards Lost: 4 vs. Duke, 2010  
 Quarterback Sacks: 0.5 vs. Duke, 2010  
 Yards Lost: 4 vs. Duke, 2010  
 Passes Broken Up: 1 three times

**58 • NICK GENTRY**  
**DL • 6-1 • 284 • SR • 3L**  
**PRATTVILLE, ALA. (PRATTVILLE)**

**2011 (SENIOR):**

Nick Gentry gives the Crimson Tide an excellent interior pass rush along the defensive front ... backs up at nose guard and sees most of his action in passing situations ... has played in 10 games and registered 20 tackles, including 3.5 sacks for 28 yards and five tackles for loss (-33 yards). **Kent State:** Recorded an assisted sack for his only tackle of the game ... combined to drop the KSU quarterback for a loss of three yards. **Penn State:** Made two assisted tackles off the bench in Alabama's 27-11 win over the No. 23 Nittany Lions in Happy Valley. **North Texas:** Had one solo tackle in a 41-0 shutout of the Mean Green ... did a good job of affecting the quarterback. **Arkansas:** Registered two solo tackles, including a sack for a loss of 10 yards ... was also credited with a quarterback hurry. **Florida:** Tallied two quarterback hurries and sacked the quarterback for a loss of eight yards. **Vanderbilt:** Registered three solo tackles, including one for a loss of four yards. **Mississippi:** Assisted on two tackles on the road against the Rebels. **Tennessee:** Assisted on one tackle in the win against the Volunteers. **LSU:** Recorded three assisted tackles while helping limit the No. 1 Tigers to just 239 yards and nine points. **Mississippi State:** Made a season-high four tackles ... had a sack for a loss of seven yards and 1.5 tackles for loss (-8 yards).

**GENTRY'S CAREER STATISTICS**

Year	G-S	Tackles					Fumbles				
		TT	UT	AT	TFL	QBH	QBS	FF	FR	PBU	Int
2007	1-0	0	0	0	0-0	0	0-0	0	0-0	0	0-0
2008	9-0	0	0	0	0-0	0	0-0	0	0-0	0	0-0
2009	4-0	7	0	7	0	1	0-0	0	0-0	0	0-0
2010	13-0	14	4	10	1-7	2	1-7	0	0-0	0	0-0
2011	10-0	20	8	12	5-33	3	3.5-28	0	0-0	0	0-0
TOTAL	36-0	41	12	29	6-40	6	4.5-35	0	0-0	0	0-0

**GENTRY'S CAREER HIGHS**

Tackles: 5 vs. North Texas, 2009  
 Tackles For Loss: 1 three times  
 Yards Lost: 10 vs. Arkansas, 2011  
 Sacks: 1 (four times); Last vs. Mississippi State, 2011  
 Yards Lost: 10 vs. Arkansas, 2011  
 Quarterback Pressures: 2 at Florida, 2011

## 11 • BRANDON GIBSON

WR • 6-2 • 194 • Sr • 2L  
MOBILE, ALA. (UMS-WRIGHT)

### 2011 (SENIOR):

Brandon Gibson brings senior leadership and toughness to the Tide wide receiver corps ... has seen action in all 11 games this season ... has 12 catches for 127 yards and an 10.6 yards per catch average with a touchdown ... caught seven passes for first downs ... also a valuable special teams performer, starting on kickoff and punt return ... has seven special teams tackles. **Kent State:** Caught one pass for 18 yards and a first down. **Penn State:** Converted his second first down of the season on a five-yard reception ... also had one assisted tackle on kickoff coverage. **North Texas:** Equaled his career-best with three receptions for 35 yards, which set a career high ... long grab of 19 yards ... two of his three catches went for first downs. **Arkansas:** Was named a special team player of the week by the Alabama coaching staff ... caught one pass on a wide receiver screen for a loss of two yards ... assisted on three tackles on kickoff coverage. **Florida:** Recorded a solo tackle on kickoff coverage. **Vanderbilt:** Caught one pass for 12 yards. **Mississippi:** Hauled in his first career touchdown reception on a 10 yard play ... tallied one solo tackle on special teams. **Tennessee:** Made one tackle on special teams ... saw significant action at receiver but did not have a catch. **Georgia Southern:** Was named of the Offensive Players of the Week by the Alabama coaching staff ... caught a career high four passes for 49 yards, including a long of 23.

### GIBSON'S CAREER STATISTICS

Receiving Year	G-S	No.	Yards	Avg.	TD	LP
2008	3-0	0	0	0.0	0	0
2009	4-0	2	25	12.5	0	21
2010	13-0	4	39	9.8	0	18
2011	11-0	12	127	10.6	1	23
TOTAL	31-0	18	191	10.6	1	23

\*has 12 career tackles on special teams

### GIBSON'S CAREER HIGHS

Receptions: 4 vs. Georgia Southern, 2011  
Yards: 49 vs. Georgia Southern, 2011  
Long Play: 23 vs. Georgia Southern, 2009  
Touchdown: 1 at Mississippi, 2011

## 15 • DARIUS HANKS

WR • 6-0 • 185 • Sr • 3L  
NORCROSS, GA. (NORCROSS)

### 2011 (SENIOR):

Darius Hanks is one of the Tide's most experienced and valuable wide receivers ... missed the first two games of the season after due to a NCAA redshirt suspension, resulting from playing in one game during his true freshman season ... returned to action against North Texas and eight straight games at wide receiver before missing the Georgia Southern game with a sprained ankle ... has 21 receptions on the year for 270 yards and one touchdown ... 15 of his 21 catches have gone for first downs and five of his six catches on third down have converted a first down ... has seven explosive plays of 15 yards or more. **North Texas:** Caught two passes for 20 yards ... both receptions went for Alabama first downs in a 41-0 victory. **Arkansas:** Hauled in two more passes against the Razorbacks, including an eight-yard slant across the middle for the first down in the second half of the 38-14 win. **Florida:** Had two receptions for 19 yards, including a 13-yard grab that converted a first down. **Vanderbilt:** Registered his best game to date with a career-high-tying five receptions for 60 ... hauled in his first touchdown reception of the season on a 17-yard pass on third down and seven in the fourth quarter ...

three of his five catches went for first downs. **Mississippi:** Caught four passes for 63 yards ... had one explosive play of 36 yards ... three of his four receptions went for first downs. **Tennessee:** Recorded another solid game with three grabs for 21 yards against the Vols ... all three receptions were good for first downs, including one on third down ... had a long catch of 21 yards. **LSU:** Hauled in two 19-yard receptions against the No. 1 Tigers ... both catches converted two first downs. **Mississippi State:** Sprained an ankle in the first quarter and did not return ... had one catch for two yards.

### HANKS' CAREER STATISTICS

Receiving Year	G-S	No.	Yards	Avg.	TD	LP
2007	1-0	1	6	6.0	0	6
2008	8-0	8	88	11.0	0	18
2009	14-7	17	272	16.0	3	45
2010	13-13	32	456	14.2	3	51
2011	8-8	21	270	12.9	1	36
TOTAL	44-28	79	1,092	13.8	7	51

### HANKS' CAREER HIGHS

Receptions: 5 vs. Auburn, 2010 & Vanderbilt, 2011  
Yards: 66 vs. San Jose State, 2010  
Long Play: 51 vs. South Carolina, 2010  
Touchdowns: 1 (7 Times) Last vs. Vanderbilt, 2011

## 5 • JERRELL HARRIS

LB • 6-3 • 242 • Sr • 3L

GADSDEN, ALA. (GADSDEN CITY)

### 2011 (SENIOR):

Jerrell Harris is the Crimson Tide's starting sam linebacker ... has played in all 11 games this season ... has recorded five starts due to offensive formations ... has 21 tackles on the season with 11 solo stops and 2.5 tackles for loss of three yards. **Kent State:** Made two tackles with one solo stop as the Tide handled the Golden Flashes 48-7. **Penn State:** Played in the Tide's base 3-4 defense and on special teams ... had on solo tackle and two total stops. **North Texas:** Had an assisted tackle in limited action as the Mean Green employed a quick-pass approach that saw UNT get the ball out quick and throw 31 passes. **Arkansas:** Did not start as the Tide opened in a dime formation ... made two assisted tackles with one tackle for loss of minus-1 yard ... provided good pressure on the quarterback. **Florida:** Registered two solo tackles against the Gators. **Vanderbilt:** Totaled three solo tackles, including one for a loss of two yards ... also recorded a quarterback hurry. **Mississippi:** Earned the start and assisted on one tackled ... recorded a quarterback hurry. **Tennessee:** Registered two tackles, including a solo stop in the win against the Volunteers. **LSU:** Made a season-high five tackles with two solo stops ... also had half of a tackle for loss. **Mississippi State:** Started an made one solo tackle as the Tide limited the Bulldogs to just 12 rushing yards. **Georgia Southern:** Played but did not record any statistics.

### HARRIS' CAREER STATISTICS

Year	G-S	Tackles					Fumbles				
		TT	UT	AT	TFL	QBH	QBS	FF	FR	PBU	Int
2008	10-0	3	1	2	0-0	0	0-0	0	0-0	0	0-0
2009	6-0	3	1	2	0-0	0	0-0	0	0-0	0	0-0
2010	10-3	27	17	7	1-1	2	0-0	0	0-0	0	0-0
2011	11-5	21	11	10	2-5-3	2	0-0	0	0-0	0	0-0
TOTAL	37-8	54	30	21	3.5-4	4	0-0	0	0-0	0	0-0

### HARRIS' CAREER HIGHS

Tackles: 7 vs. Penn State, 2010  
Tackles For Loss: 1, Three Times  
Yards Lost: 2 vs. Vanderbilt, 2011

## 30 • DONT'A HIGHTOWER

LB • 6-4 • 260 • Jr • 3L

LEWISBURG, TENN. (MARSHALL COUNTY)

- Ringleader of the nation's No. 1 defense responsible for play calls and checks
- Finalist for the Lombardi Award
- Finalist for the Butkus Award
- Finalist for the Chuck Bednarik Award
- Semifinalist for the Lott Trophy
- Midseason All-American by CBSsports.com
- Defense ranks No. 1 in scoring defense (8.3 ppg), rush defense (74.6 ypg) & total defense (195.9 ypg)
- Lott IMPACT National Player of the Week and SEC Defensive Player of the Week (Tennessee)
- SEC Defensive Player of the Week (Miss. State)
- Has 221 career tackles with 18.5 tackles for loss and 25 quarterback hurries while starting 40 career games
- Seven-time Alabama Defensive Player of the Week
- Leads the team with a career-high 72 tackles, including 8.5 TFL, three sacks, one interception, three pass breakups, an interception and a blocked field goal

### 2011 (JUNIOR):

Dont'a Hightower is a returning captain and a leader of the Crimson Tide's vaunted defense that ranks No. 1 nationally in all five major categories ... UA is leads the country in scoring defense (8.3 ppg), first in total defense (195.9 ypg), first in rushing defense (74.6 ypg), first in pass efficiency defense (84.8 ypg) and first in pass defense (121.3 ypg) ... a first-team midseason All-American by *CBSsports.com* and Phil Steele ... a finalist for the Lombardi Award, Chuck Bednarik Award and the Butkus Award ... semifinalist for the Lott Trophy ... a leading candidate for first-team All-America honors ... leads the team with 72 tackles, including 31 solo stops ... has three sacks (-16 yards) and 8.5 tackles for loss (-32 yards) ... also has eight quarterback hurries, one interception, one blocked field goal and three pass breakups ... started all 11 games at mike linebacker and 40 during his Crimson Tide career ... can also move to the outside on passing downs to rush the passer ... a seven-time UA coaching staff player of the week and the SEC Defensive Player of the Week following the Tennessee and Mississippi State games ... named the Lott IMPACT National Player of the Week for his performance against the Vols ... has at least five tackles in 10 of 11 games this season ... has 32 tackles in the last four games with 3.5 tackles for loss and 2.5 sacks. **Kent State:** Second on the team in tackles with seven ... had four solo tackles and half of a sack for minus-four yards ... registered one quarterback hurry in the Tide's 48-7 win. **Penn State:** Had four tackles in the Tide's win over the No. 23 Nittany Lions ... was credited with an additional quarterback hurry in the coach's tape. **North Texas:** Had five tackles with three solo stops in the 41-0 shutout of the Mean Green ... had a season-best two tackles for loss (-6 yards) and one quarterback hurry as the Tide limited UNT to 169 total yards and just 68 yards rushing ... earned Defensive Player of the Week honors from the UA coaching staff. **Arkansas:** Registered a team-best nine tackles ... had two tackles for loss for the second straight game, dropping the Hogs behind the line of scrimmage for a total of eight yards ... helped hold the Razorbacks to just 17 yards rushing and 291 yards below their season average entering the game. **Florida:** Made five tackles with three solo stops as the Tide held the powerful Gator rushing attack to just 15 yards. **Vanderbilt:** For the second straight game

made five tackles with two solo stops this time ... held Vandy to just 190 total yards, including just 41 on the ground. **Mississippi:** Recorded five tackles and half of a tackle for loss (-1 yard) against the Rebels ... helped UA record 14 tackles for loss as a team ... had his third quarterback hurry of the season as the Tide held UM to 141 total yards and just 28 rushing yards. **Tennessee:** Selected as the Lott IMPACT National Player of the Week and the SEC Defensive Player of the Week after his showing against the Volunteers ... had eight tackles with a sack ... also intercepted a UT pass and returned in 29 yards inside the Vols' 10-yard line ... recorded three quarterback hurries and broke up two passes as his defense helped limit his home-state Volunteers to just 155 total yards in a 37-6 win. **LSU:** Made seven tackles and recorded two quarterback hurries ... had four solo stops as the Tide limited the Tigers offense to just 239 yards of offense ... selected as the UA Defensive Player of the Week. **Mississippi State:** Equaled his career high with 11 tackles while helping to limit the Bulldogs to 131 total yards and just 12 yards rushing ... had a career-best 2.5 tackles for loss (-10 yards) and a career-high 1.5 sacks (-9 yards) ... also broke up a pass and earned SEC and Alabama Defensive Player of the Week accolades. **Georgia Southern:** Blocked the first field goal of the year, which was returned for a touchdown ... made six tackles while starting his 40 career game.

**HIGHTOWER'S CAREER STATISTICS**

Year	G-S	Tackles				TFL	QBH	QBS	Fumbles			Int
		TT	UT	AT	AT				FF	FR	PBU	
2008	14-12	64	26	38	2.5-6	6	0-0	1	2-0	0	0-0	
2009	4-4	16	5	11	4-7	2	1-4	0	0-0	1	0-0	
2010	13-13	69	30	39	3.5-8	9	0-0	0	0-0	3	0-0	
2011	11-11	72	31	41	8.5-32	8	3-16	0	0-0	3	1-29	
TOTAL	42-40	221	92	129	18.5-53	25	4-0	1	2-0	7	1-29	

**HIGHTOWER'S CAREER HIGHS**

Tackles: 11 vs. LSU, 2008 & Miss. State, 2011  
 Tackles For Loss: 2.5 vs. Florida International, 2009 & Miss. State, 2011  
 Yards Lost: 10 vs. Miss. State, 2011  
 Quarterback Sacks: 1.5 vs. Miss. State, 2011  
 Yards Lost: 9 vs. Miss. State, 2011  
 Forced Fumble: 1 vs. Clemson and Tulane, 2008  
 Quarterback Pressures: 3 vs. Tennessee, 2011  
 Passes Broken Up: 2 vs. Tennessee, 2011  
 Blocked Field Goal: 1 vs. Georgia Southern, 2011

**42 • ADRIAN HUBBARD**  
**LB • 6-6 • 237 • Fr • RS**

**LAWRENCEVILLE, GA. (NORCROSS)**

**2011 (REDSHIRT FRESHMAN):**

Adrian Hubbard gives the Crimson Tide a dangerous threat off the edge as a reserve jack linebacker ... has played in eight games ... has nine tackles, including one and a half for a loss of five yards. **North Texas:** Made his first career tackle with an assisted stop in the 41-0 shut-out. **Arkansas:** Registered a solo tackle and a quarterback hurry in the win against the Razorbacks. **Florida:** Came off the bench to record two tackles, including a solo stop. **Vanderbilt:** Registered two tackles, including one for a loss of four yards. **Mississippi:** Assisted on one tackle and was credited with half a tackle for a loss of one yard. **Tennessee:** Assisted on one tackle in the win against the Volunteers. **LSU:** Assisted on one tackle against the Tigers.

**HUBBARD'S CAREER STATISTICS**

Year	G-S	Tackles				TFL	QBH	QBS	Fumbles			Int
		TT	UT	AT	AT				FF	FR	PBU	
2011	8-0	9	3	6	1.5-5	1	0-0	0	0-0	0	0-0	
TOTAL	8-0	9	3	6	1.5-5	1	0-0	0	0-0	0	0-0	

**35 • NICO JOHNSON**

**LB • 6-3 • 245 • Jr • 2L**

**ANDALUSIA, ALA. (ANDALUSIA)**

**2011 (JUNIOR):**

Nico Johnson the Crimson Tide's starting will linebacker in the base 3-4 defense ... one of the nation's better run-stopping linebackers ... has started seven games based on offensive formations ... has seen action in all 11 contests ... third on the team with 41 tackles on the season with 21 solo stops, 3.5 tackles for loss (-13 yards), one sack (-5 yards), a forced fumble, a fumble recovery, an interception and three pass breakups... named the UA Defensive Player of the Week in three consecutive games, Mississippi, Tennessee and LSU. **Kent State:** Did not have a tackle, but played in running downs for the Tide. **Penn State:** Recorded one tackle and broke up a Nittany Lion pass. **North Texas:** Had two solo tackles in the Tide's 41-0 shutout of the Mean Green ... tallied on tackle for loss of minus-two yards as Alabama limited UNT to 68 yards rushing. **Arkansas:** Was not scheduled to see extended action vs. the Hogs due to their passing attack, but an injury to C.J. Mosley in the first quarter gave him an expanded opportunity to make plays ... finished with one solo tackle in the Tide's conference-opening win. **Florida:** Made his first start of the season at will linebacker ... had four tckles with a fumble recovery in the Tide's 38-10 win ... helped limit the Gators to just 15 yards rushing. **Vanderbilt:** Started and recorded is second career interception and his first of the season ... made three tackles with half of a tackle for loss. **Mississippi:** Made a career-best two tackles for loss (-9 yards) and recorded his second-career sack (15 yards) ... helped limit the Rebels to 141 total yards and just 28 yards on the ground — mostly on quarterback scrambles ... his seven tackles were a team high and the second-highest total of his career ... garnered Defensive Player of the Week honors for his efforts vs. the Rebels. **Tennessee:** Earned UA Defensive Player of the Week honors after registering six tackles with three solo stops ... forced a fumble in the second half and deflected a pass that was intercepted by Dont'a Hightower ... helped limit UT to just 155 total yards and six points. **LSU:** Had a career-best 11 tackles, including three solo stops ... helped limit the No. 1 Tigers to 239 yards and just nine points ... the 11 tackles is the most by an Alabama player this season ... named the UA Coaches' Defensive Player of the Week for the third straight week. **Mississippi State:** Started at will linebacker but did not have a tackle. **Georgia Southern:** Recorded the second-most tackles on the team with six ... broke up one of seven Eagles passes.

**JOHNSON'S CAREER STATISTICS**

Year	G-S	Tackles				TFL	QBH	QBS	Fumbles			Int
		TT	UT	AT	AT				FF	FR	PBU	
2009	12-2	28	17	11	4.5-18	0	1-15	1	0-0	2	0-0	
2010	13-6	33	22	11	3.5-7	1	0-0	0	0-0	1	1-0	
2011	10-5	35	19	16	3.5-13	0	1-9	2	1-0	2	1-2	
TOTAL	35-13	96	58	38	11.5-38	1	2-24	3	1-0	5	2-2	

**JOHNSON'S CAREER HIGHS**

Tackles: 11 vs. LSU, 2011  
 Tackles For Loss: 2.0 vs. Mississippi, 2011  
 Yards Lost: 15 vs. LSU, 2009  
 Quarterback Sacks: 1 vs. LSU, 2009 & vs. Mississippi, 2011  
 Yards Lost: 15 vs. LSU, 2009  
 Interceptions: 1 vs. Florida, 2010 & Vanderbilt, 2011  
 Fumbles Forced: 1 (three times); Last vs. Tennessee, 2011  
 Passes Broken Up: 1 (5 Times) Last vs. Tennessee, 2011

**75 • BARRETT JONES**

**OL • 6-5 • 311 • Jr • 2L**

**GERMANTOWN, TENN. (EVANGELICAL CHRISTIAN)**

- Veteran leader of the Tide's Offensive Line
- Finalists for the Outland Trophy
- Semifinalist for the Lombardi Award
- Consensus midseason All-American
- Clears a path for Heisman Trophy candidate Trent Richardson, who leads the SEC with 1,380 yards and 22 total touchdowns
- Has graded out first or second on the Alabama offensive line in eight-of-nine games
- Has faced seven of the nation's top-50 defenses
- Has played four positions along the offensive line this season, including center
- Only position he hasn't played is right guard, where he started 25 games during the last two years
- Graded out first or second on the Alabama offensive line in eight-of-nine games played
- Has faced seven of the nation's top-50 defenses
- Blocked for 24 100-yard rushing games during his career, including eight this season
- Has graded out at 90 percent or better in three games
- Has only nine missed assignments in 525 snaps (98.3 percent on assignments)
- Has been 100 percent on assignments in three games this season
- Allowed just two sacks all season
- Started 34 career games at right guard (25) and left tackle (9 in 2011)
- Blocked for 24 100-yard rushers in his career, including eight this season

**2011 (JUNIOR):**

Barrett Jones is one of the most talented and versatile offensive linemen in the nation ... a semifinalist for the Lombardi Award and a strong candidate for the Outland Trophy ... consensus midseason All-American by *ESPN.com*, *SI.com*, *CBSsports.com*, *Sporting News* and *Phil Steele* ... started nine games for the Crimson Tide at left tackle and 34 games in his UA career (25 at right guard) ... missed the Mississippi State game after spraining his ankle ... has also seen action at left guard, right tackle and center this season ... helps Alabama rank 16th nationally running the football with an average of 220.5 yards per game while ranking 20th nationally in scoring offense with 35.5 points per game and 32nd in total offense (436.7 ypg) ... ranks 29th nationally in sacks allowed at 1.27 per game ... the Tide has scored 32 rushing touchdowns in 10 games to rank tied for sixth nationally ... Jones has blocked for 24 100-yard rushers in his career, including eight this season ... earned SEC Offensive Lineman of the Week honors following the Arkansas win ... a two-time Offensive Player of the Week by the Alabama coaching staff ... faced seven defenses ranked in the top 50 nationally ... only missed nine assignments in 525 snaps this year. **Kent State:** Helped clear the way for 183 yards rushing, including 134 rushing and receiving yards from Eddie Lacy and Trent Richardson's three rushing touchdowns ... graded out at 90 percent with two pancake blocks ... did not allow a sack ... earned UA Offensive Player of the Week honors for his work. **Penn State:** Blocked for 196 rushing yards while not allowing a sack to the talented Nittany Lion front seven ... helped Richardson account for 111 yards and two touchdowns. **North Texas:** Opened holes for a season-high 347 rushing yards including 100-yard games from Trent Richardson (167) and Eddie Lacy (161) ... Richardson found the end zone three times while

Lacy scored twice ... at quarterback, AJ McCarron had time to complete 71.4 percent of his passes. **Arkansas:** Was named the SEC Offensive Lineman of the Week following his efforts in a 38-14 win over the Hogs ... helped the Tide account for 197 yards on the ground, including 126 from Richardson, and 397 total yards ... graded out at 88 percent. **Florida:** Graded out at 90 percent and was 100 percent on his assignments ... cleared a path for 226 rushing yards in the 38-10 win over the Gators as Richardson went for a career-best 181 yards and two touchdowns ... also protected McCarron's blindside as the Tide did not surrender a sack. **Vanderbilt:** Made his sixth start at left tackle ... opened holes for Richardson's fifth 100-yard rushing game and 419 yards of total offense ... provided time for McCarron to throw four touchdowns. **Mississippi:** Helped open holes for two 100-yard rushers — Richardson (183 yards and four touchdowns) and Jalston Folwer (124 yards and two touchdowns) ... graded out at a season-high 93 percent with four pancake blocks ... blocked for 389 rushing yards while providing time for 226 yards through the air for a season-best 615 yards of total offense ... did not allow a sack. **Tennessee:** Led an offensive line that allowed just one coverage sack while McCarron threw for a career-high 284 yards with one touchdown ... opened holes for 157 yards on the ground and three scores in a 37-6 win over the Volunteers. **LSU:** Battled through an ankle sprain suffered early in the game and finished ... helped Alabama account for 295 yards of offense against one of the nation's best defenses, including 169 yards from scrimmage for Richardson. **Mississippi State:** Missed the game due to a sprained ankle suffered in the second quarter of the LSU contest.

**22 • CHRISTION JONES**  
WR • 5-11 • 175 • Fr • HS  
ADAMSVILLE, ALA. (MINOR)

**2011 (FRESHMAN):**

Christion Jones is one of the true freshmen making an impact for Alabama in 2011 ... developed a niche at wide receiver ... also a backup punt returner ... has three catches for 49 yards ... returned two punts for 18 yards ... has played in all 11 games. **Kent State:** Hauled in his first career catch with an eight-yard grab against the Golden Flashes ... also returned a punt 18 yards while making one solo tackle on special teams. **Penn State:** Saw his first action on the road as a reserve wide receiver. **North Texas:** Made his most significant contribution to date with two receptions for 41 yards, including a 30 yard-catch that he took inside the 5-yard line ... returned one punt for no gain.

**JONES' CAREER STATISTICS**

Receiving Year	G-S	No.	Yards	Avg.	TD	LP
2011	11-0	3	49	16.3	0	41
TOTAL	11-0	3	49	16.3	0	41

**Punt Returns**

Year	G-S	No.	Yards	Avg.	TD	LP
2011	10-0	2	18	9.0	0	18
TOTAL	10-0	2	18	9.0	0	18

\*has one tackle on special teams

**JONES' CAREER HIGHS**

Receptions: 2 vs. North Texas, 2011  
Receiving Yards: 41 vs. North Texas, 2011  
Long Play: 30 vs. North Texas, 2011  
Punt Returns: 1 vs. Kent State & North Texas, 2011  
Punt Return Yards: 18 vs. Kent State, 2011  
Long Punt Return: 18 vs. Kent State, 2011

**82 • HARRISON JONES**  
TE • 6-4 • 248 • Fr • RS  
GERMANTOWN, TENN. (EVANGELICAL CHRISTIAN)

**2011 (REDSHIRT FRESHMAN):**

Harrison Jones has seen action in eight games as a reserve h-back ... has one catch on the season. **Vanderbilt:** Recorded his first career reception as it went for five yards.

**JONES' CAREER STATISTICS**

Receiving Year	G-S	No.	Yards	Avg.	TD	LP
2011	8-0	1	5	5.0	0	0
TOTAL	8-0	1	5	5.0	0	0

**9 • PHELON JONES**  
DB • 5-11 • 194 • Sr • 1L  
MOBILE, ALA. (LSU/McGILL-TOOLEN)

**2011 (SENIOR):**

Phelon Jones gives the Tide great depth in the defensive backfield ... has played in nine games ... has four tackles and one interception. **Kent State:** Registered his first career interception in the Tide's 48-7 win ... also logged three tackles and helped limit KSU to 98-yards passing. **Mississippi:** Recorded one solo tackle on the road against the Rebels.

**JONES' CAREER STATISTICS**

Year	G-S	Tackles				TFL	QBH	QBS	Fumbles			Int
		TT	UT	AT	UT				FF	FR	PBU	
*2008	9-2	15	8	7	0-0	3	1	0	0-0	0	0-0	
2009	Transfer											
2010	9-2	17	11	6	1-4	0	0	0	0-0	1	0-0	
2011	9-0	4	2	2	0-0	0	0	0	0-0	0	1-0	
at UA	18-2	21	13	8	1-4	0	0	0	0-0	1	1-0	
TOTAL	27-4	36	21	15	1-4	3	1	0	0-0	1	1-0	

\*at LSU

**JONES' CAREER HIGHS**

Tackles: 5 vs. Duke, 2010  
Tackles For Loss: 1 at Tennessee, 2010  
Passes Broken Up: 1 vs. Duke, 2010  
Interceptions: 1 vs. Kent State, 2011

**36 • CHRIS JORDAN**  
LB • 6-3 • 240 • Sr • 3L  
BRENTWOOD, TENN. (BRENTWOOD ACADEMY)

**2011 (JUNIOR):**

Chris Jordan saw his first action of the season at Mississippi after missing the first six games due to injury. Has played in four games on the season. **Mississippi:** Assisted on one solo tackle and was credited with half a tackle for a loss of two yards. **Tennessee:** Assisted on two tackles in the win against the Volunteers.

**JORDAN'S CAREER STATISTICS**

Year	G-S	Tackles				TFL	QBH	QBS	Fumbles			Int
		TT	UT	AT	UT				FF	FR	PBU	
2008	10-0	3	0	3	0-0	0	0-0	0	0-0	0	0-0	
2009	14-0	12	10	2	0-0	0	0-0	0	0-0	0	0-0	
2010	10-0	15	8	7	2-10	0	1-9	0	0-0	0	1-25	
2011	4-0	3	0	3	0.5-2	0	0-0	0	0-0	0	0-0	
TOTAL	38-0	33	18	15	2.5-12	0	1-9	0	0-0	0	1-25	

**JORDAN'S CAREER HIGHS**

Tackles: 6 vs. North Texas, 2009 and Penn State, 2010  
Tackles For Loss: 2 vs. Georgia State, 2010  
Yards Lost: 10 vs. Georgia State, 2010  
Sacks: 1 vs. Georgia State, 2010  
Yards Lost: 9 vs. Georgia State, 2010  
Interceptions: 1 vs. Georgia State, 2010  
Return Yards: 25 vs. Georgia State, 2010

**21 • DRE KIRKPATRICK**  
DB • 6-3 • 192 • Jr • 2L  
GADSDEN, ALA. (GADSDEN CITY)

- Lock-down cornerback on the outside for the Tide
- Semifinalist for the Thorpe Award
- First-team midseason All-American by CBSSports.com and Sporting News
- Secondary ranks No. 1 nationally in pass defense (129.5 ypg) & pass efficiency defense (84.21)
- Defense also ranks No. 1 in scoring defense (7.1 ypg) & total defense (181.4 ypg)
- Started 10 games in 2011 and 22 in his career
- Has 24 tackles with two forced fumbles and eight pass breakups

**2011 (JUNIOR):**

Dre Kirkpatrick has developed into a shut-down corner and a leader in the Crimson Tide secondary ... a first-team midseason All-American by CBSsports.com and Sporting News while garnering second-team accolades from Phil Steele ... has 26 tackles with 23 solo stops while defenses continue to throw away from him ... also has a eight pass breakups ... returned a blocked field goal 55 yards for a touchdown ... has two forced fumbles and two tackles for loss (-4 yards) ... part of a defense that leads the nation in pass defense (121.3 ypg) and pass efficiency defense (84.8) ... two-time Defensive Player of the Week by the UA coaching staff. **Kent State:** Did not have a pass completed in his direction and broke up three passes as the Golden Flashes could only manage 98 passing yards on while completing only 42.5 percent of their passes. **Penn State:** Forced two Nittany Lions' fumbles while making two solo tackles and breaking up one pass in the 27-11 road win over No. 23 Penn State ... Defensive Player of the Week by the UA coaching staff. **North Texas:** Made one solo tackle and broke up a pass as the Mean Green completed only 41.9 percent of their passes. **Arkansas:** Matched his season and career best with three pass breakups ... had a season-high six tackles — all solo ... had two devastating hits that up-ended Arkansas receivers ... recorded his first tackle for loss of the season (-3 yards) ... helped limit the Hogs to over 150 yards below their season average throwing the football and 291 yards below their total offense average. **Florida:** Had three solo tackles as Alabama beat the Gators 38-10. **Vanderbilt:** Made two solo stops and helped limit the Commodores to just 149 passing yards. **Mississippi:** Made four total tackles with three solo stops ... had his first assisted tackle of the year ... helped limit the Rebels to just 113 yards passing ... named the Special Teams Player of the Week by the UA coaching staff. **Tennessee:** Had just one tackle with the Volunteers not testing his side of the field ... helped limit UT to just 63 passing yards and 15 yards of total offense in a 37-6 win. **LSU:** Recorded four tackles as the Crimson Tide limited the top-ranked Tigers to just 91 yards passing. **Mississippi State:** Made one solo tackle as the Tide limited the Bulldogs to just 131 total yards while posting a 18.8 third-down conversion percentage. **Georgia Southern:** Made two solo tackles as the Tide held the Eagles to just 39 yards passing ... returned a blocked field goal 55 yards for a score.

**KIRKPATRICK'S CAREER STATISTICS**

Year	G-S	Tackles				TFL	QBH	QBS	Fumbles			Int
		TT	UT	AT	UT				FF	FR	PBU	
2009	12-0	8	3	5	0-0	0	0-0	0	0-0	0	0-0	
2010	13-12	53	39	14	4-17	1	0-0	1	1-0	10	3-30	
2011	11-11	26	23	3	2-4	0	0-0	2	0-0	8	0-0	
TOTAL	36-23	87	65	22	6-21	1	0-0	3	1-0	18	3-30	

**KIRKPATRICK'S CAREER HIGHS**

Tackles: 9 vs. Arkansas, 2010  
Tackles For Loss: 1.0 (6 Times) Last vs. Mississippi, 2011

Yards Lost: 8 vs. Arkansas, 2010  
 Interceptions: 1 (3 Times) Last vs. Florida, 2010  
 Return Yards: 21 vs. Duke, 2010  
 Passes Broken Up: 3 vs. Kent State & Arkansas, 2011  
 Forced Fumbles: 2 vs. Penn State, 2011  
 Fumble Recoveries: 1 vs. Auburn, 2010  
 Quarterback Pressures: 1 vs. Michigan State, 2010

**42 • EDDIE LACY**  
**RB • 6-0 • 220 • SOPH • 1L**  
**GEISMAR, LA. (D UTCHTOWN)**

**2011 (SOPHOMORE):**

Eddie Lacy has been the first running back off the bench for Alabama in 2011 ... second on the team with 625 yards on 80 carries ... averages 7.81 yards per carry, which ranks fourth nationally an first in the SEC ... ranks ninth in the SEC and 92nd nationally with 62.5 yards per game ... has 16 rushes of 12 yards or longer ... has 23 first down rushes along with six first downs receiving ... has seven rushing touchdowns ... caught nine passes for 114 yards ... has been the Offensive Player of the Week three times this season by the UA coaching staff. **Kent State:** Ran eight times for 58 yards, including a 1-yard touchdown run ... averaged 7.25 yards per carry ... caught three passes for 76 yards with a long of 48. **Penn State:** Averaged 7.73 yards per carry on 11 totes vs. the No. 23 Nittany Lions for 85 yards in the 27-11 victory ... caught one pass for six yards. **North Texas:** Recorded his second career 100-yard rushing game with a career-best 161 yards on nine carries for an impressive 17.89 yards per carry ... broke free for runs of 67, 43 and 35 yards with the 67- and 43-yard runs going for touchdowns. **Arkansas:** Equaled his career high with 13 carries ... rushed for 61 yards and one touchdown ... converted two first downs on the ground ... caught one pass for four yards in the Tide's 38-14 win. **Florida:** Saw limited action with a foot injury ... carried the ball five times vs. the Gators for 32 yards and a touchdown ... long carry was 20 yards in the Tide win. **Vanderbilt:** Missed the game against the Commodores to rest an injured foot. **Mississippi:** Returned to the field but only got five carries in the Crimson Tide's big win ... ran for 22 yards with a long rush of 15 yards. **Tennessee:** Rushed seven times for 46 yards with a long of 19 yards ... had two carries for first downs ... also caught two passes for 14 yards with one first down. **LSU:** Carried the ball five times for 19 yards ... long rush was a 20-yard burst for a first down ... also caught one pass for 11 yards. **Mississippi State:** One of the Alabama Offensive Players of the Week following his 96-yard, two-touchdown performance against the Bulldogs ... converted three first downs and had three runs of more than 12 yards ... had touchdown runs of two and 32 yards ... averaged 8.7 yards per carry. **Georgia Southern:** Ran six times for 45 yards for 7.5 yards per carry ... caught one pass for 13 yards ... had two explosive runs of 12 yards or more ... converted two first downs rushing and one receiving.

**LACY'S CAREER STATISTICS**

Year	Rushing					Receiving					
	G-S	Att	Yds	Avg.	TD	LP	No.	Yds	Avg.	TD	LP
2010	12-0	56	406	7.2	6	62	2	18	9.0	0	15
2011	9-0	80	625	7.8	7	67	10	127	12.7	0	48
TOTAL	21-0	136	1,031	7.6	13	67	12	145	12.1	0	48

**LACY'S CAREER HIGHS**

Rushes: 13 vs. Arkansas, 2011  
 Yards: 161 vs. North Texas, 2011  
 Long Play: 67 vs. North Texas, 2011  
 Touchdowns: 2 (3 times) Last vs. North Texas, 2011  
 Receptions: 3 vs. Kent State, 2011  
 Yards: 76 vs. Kent State, 2011  
 Long Play: 48 vs. Kent State, 2011

**37 • ROBERT LESTER**  
**DB • 6-2 • 210 • JR • 2L**  
**FOLEY, ALA. (FOLEY)**

**2011 (JUNIOR):**

A second-team Walter Camp All-American in 2010, Robert Lester has started all 11 games at strong safety ... has 32 tackles on the season with three pass break-ups, a forced fumble, one tackle for loss and a blocked field goal ... intercepted his first pass of the season at Mississippi and returned it 30 yards and then notched his second pick against LSU ... named the UA coaching staff Defensive Player of the Week after his performance against North Texas. **Kent State:** Broke up a pass while the Golden Flashes could only manage 98 passing yards on while completing only 42.5 percent of their passes. **Penn State:** Knocked down his second pass of the year while making two tackles in the Tide's win as PSU only fired on 30 percent of its passes. **North Texas:** Earned Defensive Player of the Week honors from the UA coaching staff ... made two tackles, one solo ... blocked a North Texas field goal attempt. **Arkansas:** Made a season-high five tackles with three solo stops as the Tide held the Hogs 291 yard below their season average for total offense ... added one pass breakup. **Florida:** Recorded one solo tackle and one assisted stop ... limited UF to 222 total yards. **Vanderbilt:** Had four total tackles with two solo stops. **Mississippi:** Registered his first interception of the year ... got credit for a 30-yard return after a holding penalty negated a return inside the Rebels' five-yard line ... also had two total tackles with a solo top as the Tide limited UM to 141 total yards. **Tennessee:** Equaled his season high with five tackles, including two solo stops ... helped limit UT to just 63 passing yards and 155 total yards. **LSU:** Picked off a Jarrett Lee pass ... made three tackles, including two solo stops as the Tide limited the No. 1 Tigers to just 239 total yards. **Mississippi State:** Made four tackles with two solo stops ... helped limit the Bulldogs to just 131 total yards. **Georgia Southern:** Forced a fumble and made three total tackles ... had one tackle for a loss of two yards ... helped limit the Eagles to just 39 yards passing.

**LESTER'S CAREER STATISTICS**

Year	G-S	Tackles					Fumbles				
		TT	UT	AT	TFL	QBH	QBS	FF	FR	PBU	Int
2009	8-0	8	6	2	0-0	0	0-0	0	0-0	0	0-0
2010	13-13	52	29	23	1.5-10	2	1-9	0	1-89	4	8-102
2011	11-11	32	17	15	1-2	0	0-0	1	0-0	3	2-30
TOTAL	32-24	92	52	40	2.5-12	2	1-9	1	1-89	7	10-132

**LESTER'S CAREER HIGHS**

Tackles: 7 vs. Arkansas, 2010  
 Tackles For Loss: 1 vs. San Jose State, 2010  
 Yards Lost: 9 vs. San Jose State, 2010  
 Quarterback Sacks: 1 vs. San Jose State, 2010  
 Yards Lost: 9 vs. San Jose State, 2010  
 Interceptions: 2 vs. Arkansas and Mississippi State, 2010  
 Return Yards: 33 vs. Arkansas, 2010  
 Pass Breakups: 1 (7 Times) Last vs. Arkansas, 2011  
 Forced Fumble: 1 vs. Georgia Southern, 2011  
 Quarterback Pressures: 1 vs. Mississippi and Auburn, 2010  
 Fumble Return Yards: 89 vs. Penn State, 2010  
 Blocked kick: 1 vs. North Texas, 2011

**95 • BRANDON LEWIS**  
**TE • 6-3 • 288 • JR • TR/RS**  
**PLEASANT GROVE, ALA. (E. MISS. CC/PLEASANT GROVE)**

**2011 (JUNIOR):**

Brandon Lewis made the move to tight end/h-back right before the start of the season ... has played in seven games ... has done an excellent job in short-yardage situations.

**LEWIS' CAREER STATISTICS**

Year	G-S	No.	Yards	Avg.	TD	LP
TOTAL	7-0	0	0	0.0	0	0

**29 • WILL LOWERY**  
**DB • 5-10 • 180 • JR • 1L**  
**HOOVER, ALA. (HOOVER)**

**2011 (JUNIOR):**

Will Lowery is the Crimson Tide's dime back on defense and a stalwart on special teams ... played in all 11 games and made one start in the secondary before being lost for the season with an ACL injury in the Georgia Southern game ... is a Burlsworth nominee which recognizes the top walk-on player in the country ... tallied 20 tackles, including 14 solo stops, half of a tackle for loss and two pass breakups ... started on the kickoff coverage team and punt return team ... had seven tackles on kickoff coverage ... was named the Special Teams Player of the Week following the Kent State and Mississippi State games. **Kent State:** Made two tackles in the season opener against the Golden Flashes ... had half of a tackle for loss for minus-eight yards ... named the coaches' Special Teams Player of the Week. **Penn State:** Had one solo tackle and one assist in the Tide's 27-11 win at the No. 23 Nittany Lions ... also broke up his first pass of the season. **North Texas:** Shared the team lead against the Mean Green with seven tackles. **Arkansas:** Earned his second career start in the secondary ... made two solo tackles in the win against the Razorbacks. **Florida:** Recorded a solo tackle and broke up a pass in the win against the Gators. **Vanderbilt:** Registered two solo tackles in the shutout against the Commodores. **Tennessee:** Totaled four tackles, including two solo stops in the win against the Volunteers. **LSU:** Started on special teams and saw action in the dime package in the defensive backfield ... did not make a tackle. **Mississippi State:** Was named one of the Special Teams Players of the Week by the Alabama coaching staff for his play against the Bulldogs. **Georgia Southern:** Injured his knee on the kickoff coverage unit and was lost for the season.

**LOWERY'S CAREER STATISTICS**

Year	G-S	Tackles					Fumbles				
		TT	UT	AT	TFL	QBH	QBS	FF	FR	PBU	Int
2010	13-1	33	21	12	0-0	0	0-0	0	0-0	2	2-0
2011	11-1	20	14	6	0.5-8	0	0-0	0	0-0	2	0-0
TOTAL	24-2	53	35	18	0.5-8	0	0-0	0	0-0	4	2-0

**LOWREY'S CAREER HIGHS**

Tackles: 7 vs. North Texas, 2011  
 Interceptions: 1 vs. Penn State and South Carolina, 2010  
 Pass Breakups: 1 three times

**29 • CODY MANDELL**

**P • 6-4 • 202 • SOPH • 1L**

**LAFAYETTE, LA. (ACADIANA)**

**2011 (SOPHOMORE):**

Cody Mandell once again has taken the reins of the punting duties in 2011 ... Mandell has punted 33 times for 1,280 yards with an average of 38.8 yards per punt ... has recorded 10 punts inside the 20. **Kent State:** Punted three times for 127 yards for an average of 42.3 ... tallied a long of 47 yards and nailed one inside the 20. **Penn State:** Recorded six punts for 223 yards for an average of 37.2 ... tallied a long punt of 44 yards. **North Texas:** Punted only once for 35 yards. **Arkansas:** Punted six times for 225 yards for an average of 37.5 ... tallied a long off 44 yards. **Florida:** Punted five times for 199 yards, averaging 39.8 per kick ... drilled all five punts inside the 20. **Vanderbilt:** Punted three times for 118 yards for an average of 39.3 per kick ... booted one punt over 50 yards. **Mississippi:** Punted once for 44 yards on the road against the Rebels. **Tennessee:** Punted twice for 81 yards for an average of 40.5. **LSU:** Placed both punts inside the 20 against the Tigers ... averaged 39.5 yards per kick. **Mississippi State:** Punted four times for an average of 37.2 yards per kick ... placed one punt inside the 20.

**MANDELL'S CAREER STATISTICS**

Year	G-S		No.	Yds	Avg.	Lng	In 20	50+	Blk	Ret.	Net Yds	Net Avg.
2010	13	13	41	1,607	39.2	59	13	9	0	64	1,523	37.1
2011	10	10	33	1,280	38.8	50	10	1	0	50	1,081	37.3
TOTAL	23	23	74	2,887	39.0	59	23	10	0	114	2,604	37.2

**MANDELL'S CAREER HIGHS**

Punts: 6 (three times); last vs. Arkansas, 2011  
 Yards: 246 vs. LSU, 2010  
 Long: 59 vs. Arkansas, 2010  
 Average: 47.0 vs. Tennessee, 2010  
 Inside 20: 5 at Florida, 2011  
 50+ Yards: 2 vs. San Jose State, 2010

**4 • MARQUIS MAZE**

**WR • 5-10 • 180 • Sr • 3L**

**BIRMINGHAM, ALA. (TARRANT)**

- One of the nation's best all-purpose athletes
- Candidate for the Paul Horning Award
- Candidate for All-America and All-SEC honors
- Leads team with 52 receptions, which ranks third in the SEC
- Ranks 11th nationally and second in the SEC with 12.52 yards per punt return
- Has two 100-yard receiving games on the season

**2011 (SENIOR):**

Marquis Maze is the Crimson Tide's most experienced wide receiver with 52 career games and 32 starts ... an explosive player with a team-high 52 receptions on the season, which ranks third in the SEC with 4.73 catches per game and tied for 81st nationally ... has 609 receiving yards and one touchdown ... has two 100-yard receiving games on the season ... ranks second in the league and 11th nationally in punt returns with a 12.52 average ... has 29 returns for 352 yards and one touchdown on a weaving 83-yard return against Arkansas ... 58th nationally and tied for fifth in the SEC in all-purpose yards with 1,307 (118.8 yards per game) ... four-time coaches' Special Teams Player of the Week and an Offensive Player of the Week after Vanderbilt and Tennessee ... 29 of his 52 receptions (55.8 percent) have gone for first downs and he has 18 explosive receptions of 15 yards or more as well as nine punt returns and eight kickoff returns of 15 yards or longer ... has accounted for at least

100 all-purpose yards in six games this season. **Kent**

**State:** Etched his name in the UA record books with a game-high tying eight punt returns ... also had a career-high 118 receiving yards on a career-high eight receptions ... had 96 punt return yards with a long of 27 yards ... returned one kickoff a career-best 39 yards ... finished with a career-high 253 all-purpose yards. **Penn State:** Led all Alabama receivers with four catches for 42 yards ... hauled in a long of 29 yards ... returned a career-long 44-yard punt against the No. 23 Nittany Lions. **North Texas:** Caught three passes for 26 yards in the Tide's shutout win ... also ran one time for six yards ... returned one punt for 20 yards and had five punt returns for 56 yards with a long of 28 for 108 all-purpose yards. **Arkansas:** Returned his first career punt for a touchdown on an amazing 83-yard return against the Hogs ... finished with 125 punt return yards on four returns (31.25 per return), which equals his career high (Mississippi, 2010) and ranks tied for the third-best single game in school history ... finished with 165 yards of total offense with an additional five receptions for 40 yards and three first-down catches. **Florida:** Returned three kickoffs for 123 yards, including a career-long 70-yarder that setup an Alabama score ... also caught two passes for 36 yards ... totaled 159 all-purpose yards to earn Special Teams Player of the Week honors from the Alabama coaches. **Vanderbilt:** Registered another outstanding game with 93 yards receiving on a career-high nine receptions ... returned three punts and had one carry rushing ... named a Offensive Player of the Week by the UA coaching staff. **Mississippi:** Hauled in three passes for 21 yards with a long of 10 yards ... converted one first down ... returned one kickoff for 27 yards and one punt for 12 yards. **Tennessee:** Caught five passes for 106 yards ... his second 100-yard receiving game of hte season ... hauled in a season-long 69 yards ... three of his five receptions went for first down. **LSU:** Made six receptions for 61 yards ... converted two first downs ... had a long grab of 19 yards ... also ran once for minus-six yards ... returned on kickoff 26 yards to total 81 all-purpose yards. **Mississippi State:** Caught four passes for 22 yards ... converted two first downs ... returned two punts for 21 yards, including a long return of 18 yards, which is his longest return in the last five games ... also returned on kickoff for 23 yards ... finished with 66 all-purpse yards. **Georgia Southern:** Caught three passes for 44 yards, including a long of 24 yards ... converted two first downs ... returned one punt for four yards and two kickoffs for 55 yards ... finished with 103 all-purpose yards.

**MAZE'S CAREER STATISTICS**

Year	G-S		No.	Yards	Avg.	TD	LP
2008	14	14	11	137	12.5	2	34
2009	14	11	31	523	16.9	2	80
2010	13	7	38	557	14.7	3	48
2011	11	10	52	609	11.7	1	69
TOTAL	52	32	132	1,826	13.8	8	80

Year	G-S		No.	Yards	Avg.	TD	LP
2008	14	14	1	1	1.0	0	1
2009	14	11	4	7	1.8	0	7
2010	13	6	3	15	5.0	0	7
2011	11	10	5	-7	-1.4	0	6
TOTAL	52	32	13	22	1.2	0	7

Year	No.	Yards	Avg.	TD	LP
2009	0	0	0.0	0	0
2010	8	189	23.6	0	31
2011	12	342	28.5	0	70
TOTAL	23	550	26.2	0	70

Year	No.	Yards	Avg.	TD	LP
2009	0	0	0.0	0	0
2010	21	267	12.7	0	37
2011	29	363	12.5	1	83
TOTAL	52	638	12.3	1	83

**MAZE'S CAREER HIGHS**

Receptions: 9 vs. Vanderbilt, 2011

Yards: 118 vs. Kent State, 2011  
 Long Play: 80 vs. Arkansas, 2009  
 Touchdown: 1 (8 Times) Last vs. Kent State, 2011  
 Rushes: 1 (10 Times) Last vs. North Texas, 2011  
 Yards: 7 vs. Mississippi State, 2009 and Penn State, 2010  
 Punt Returns: 8 vs. Kent State, 2011  
 Yards: 125 vs. Arkansas, 2011  
 Touchdowns: 1 vs. Arkansas, 2011  
 Long: 83 vs. Arkansas, 2011  
 Kickoff Returns: 3 vs. LSU, 2010 & Vanderbilt, 2011  
 Yards: 123 vs. Vanderbilt, 2011  
 Long: 70 vs. Vanderbilt, 2011  
 All-Purpose Yards: 253 vs. Kent State, 2011

**10 • AJ McCARRON**

**QB • 6-4 • 205 • SOPH • 1L**

**MOBILE, ALA. (ST. PAUL'S EPISCOPAL)**

**2011 (SOPHOMORE):**

AJ McCarron has started all nine of the Crimson Tide's games in 2011 at quarterback ... he has shown poise, confidence and excellent decision-making while leading the Alabama offense ... has a 10-1 record as a starting quarterback ... has completed 65.3 percent of his passes for 2,216 yards and 13 touchdowns ... has thrown five interceptions ... went a span of 152 pass attempts without an interception from the end of the Kent State game to the first drive of the Tennessee game, which was the third-longest streak in school history and longer than any of Greg McElroy's streaks ... 30th nationally and fourth in the SEC in passing efficiency at 146.51 ... ranks third in the league in total offense per game at 199.3 ypg ... leads an offense that ranks 32nd nationally in total offense (436.7 ypg) and 20th in scoring offense (35.5 ppg). **Kent State:** Completed 61 percent of his passes for a career-best 226 yards and one touchdown ... did throw two interceptions, the second of which hit a receivers hands and was picked off on the deflection ... did split time the Phillip Sims. **Penn State:** Was poised in his first road start, coming at the legendary Beaver Stadium ... completed a career-high 19 passes in a career-best 31 attempts for 163 yards and a touchdown. **North Texas:** Precise in his execution, throwing for 190 yards on 15 completions ... connected on 71.4 percent of his passes ... averaged 12.7 yards per completion while splitting time with Sims. **Arkansas:** Completed 75 percent of his passes for 200 yards and a career-best two touchdowns ... hit his career-best pass to this point with a 61-yard hookup with Trent Richardson. **Florida:** Made all of the right decisions while leading the Alabama offense to a 38-10 win over the No. 12 Gators in the Swamp ... threw for 140 yards on 12 completions ... scored his first career rushing touchdown on a one-yard sneak. **Vanderbilt:** Registered his best game to date with a then-career-best 237 yards on 23-of-30 passing ... had a career-high four touchdown passes, which is the second-best total in school history. **Mississippi:** Connected on 79.2 percent of his passes (19-of-24) for 224 yards and one touchdown ... named the Offensive Player of the Week by the Crimson Tide coaching staff ... connected with senior Brandon Gibson on an 11-yard scoring strike in the third quarter, his final drive of the game ... long connection was a 36-yard hookup with Darius Hanks. **Tennessee:** Hit on 17-of-26 passes for a career-best 284 yards and a touchdown ... did throw his first interception in a span of 152 passes going back to the season opener vs. Kent State ... connected on his longest pass of the season to date, a 69-yard strike to Marquis Maze. **LSU:** Completed on 16-of-28 passes for 199 yards and one interception ... suffered his first loss of the season. **Mississippi State:** Connected on 14-of-24 passes for 163 yards ... threw one interception ... completed a long of 38 yards. **Georgia Southern:** Threw for three touchdowns ... completed 14-of-19 passes for 190 yards ... ran three times for a career-high 11 yards.

**McCARRON'S CAREER STATISTICS**

Year	Passing					Rushing					
	G-S	C-A-I	Pct.	Yds	TD	LP	No.	Yds	Avg.	TD	LP
2010	13-0	30-48-0	62.5	389	3	47	6	-10	-1.7	0	4
2011	11-11	178-271-5	65.3	2,216	13	69	25	-23	-0.9	2	6
TOTAL	24-11	208-319-5	65.2	2,605	16	69	31	-33	-1.1	2	6

**McCARRON'S CAREER HIGHS**

Attempts:	31 vs. Penn State, 2011
Completions:	23 vs. Vanderbilt, 2011
Yards:	284 vs. Tennessee, 2011
Touchdowns:	4 vs. Vanderbilt, 2011
Interceptions:	2 vs. Kent State, 2011
Long:	61 vs. Arkansas, 2011
Rushes:	5 vs. Arkansas, 2011
Yards:	11 vs. Georgia Southern, 2011
Long:	4 (3 times) Last vs. Mississippi, 2011
Rushing Touchdowns:	1 vs. Florida & Tennessee, 2011
Total Touchdowns:	4 vs. Arkansas, 2011

**52 • ALFRED McCULLOUGH**  
OL • 6-2 • 311 • Sr • 2L  
ATHENS, ALA. (ATHENS)

**2011 (SENIOR):**

Alfred McCullough is an important reserve along Alabama's offensive front ... very versatile lineman that can play guard or tackle ... started the Tennessee and LSU games at right guard and the Mississippi State and Georgia Southern games at left tackle ... also backs up Chance Warmack at left guard and Barrett Jones at left tackle ... also starts along the offensive line on field goal and extra point attempts ... has played in all 11 games this season. **Tennessee:** Earned the start against Tennessee at right guard ... was named the Offensive Player of the Week by the Alabama coaching staff for his play along the line against the Volunteers. **LSU:** Made his second straight start at right guard against the Tigers. **Mississippi State:** Started at left tackle against the Bulldogs ... helped pave the way for the Crimson Tide to total 223 yards on the ground, including a 133 yard performance by Trent Richardson and a 96 yard performance from Eddie Lacy. **Georgia Southern:** Earned the start at left tackle against the Eagles ... helped pave the way for the Crimson Tide to rush for 272 yards, including 175 by Trent Richardson ... was part of the the offensive line unit that did not allow a sack.

**24 • DEQUAN MENZIE**  
DB • 6-0 • 198 • Sr • 1L  
COLUMBUS, GA. (COPIAH-LINCOLN JC/CARVER)

- A talented and versatile corner that can lock down on the outside and also move inside to the nickel back with equal ability
- A very physical player with excellent cover skills
- First-team midseason All-American by ESPN.com
- Secondary ranks No. 1 nationally in pass defense (121.3 ypg) & pass efficiency defense (84.8)
- Defense also ranks No. 1 in scoring defense (8.3 ppg) & total defense (195.9 ypg)
- Tied for fourth in the SEC and 33rd nationally with 1.1 passes defended per game
- Started 11 games in 2011 and 17 in his career
- Has 37 tackles that leads all Tide corner with 11 pass breakups and 1.5 sacks
- Returned his only interception of the year 25 yards for a touchdown against Arkansas

**2011 (SENIOR):**

DeQuan Menzie is the Tide's starting cornerback opposite

Dre Kirkpatrick ... he moves inside to the 'star' or nickel back in passing situations ... very versatile and physical corner with outstanding cover skills while showing the ability to blitz off the corner and bring an toughness to the run support ... a first-team midseason All-American by ESPN.com ... his play has earned him consideration for the Jim Thorpe Award, which goes to the nation's best defensive back ... has 11 starts this year and 37 total tackles ... made 3.0 tackles for loss (-15 yards) with 1.5 sacks and a team-high 10 pass breakups ... recorded his first-career interception against Arkansas and returned it for a touchdown ... ranks tied for 33rd nationally and tied for fourth in the SEC with 1.09 passes defended per game ... part of a defense that leads the nation in pass defense (121.3 ypg) and pass efficiency defense (84.79) ... earned Defensive Player of the Week honors from the UA coaching staff following the season opener and was the coaches' Special Teams Player of the Week after Vanderbilt. **Kent State:** Made six tackles and was a regular presence in the Golden Flashes' backfield with 1.5 tackles for loss (-9 yards) and half of a sack (-4 yards) ... earned Defensive Player of the Week honors for his play. **Penn State:** Recovered a fumble and logged five tackles in the Tide's 27-11 win at the No. 23 Nittany Lions. **North Texas:** Broke up a career-best three passes while making two solo tackles and an assisted stop in the UA's 41-0 shutout of UNT. **Arkansas:** Intercepted his first career pass and returned it 25 yards for a game-changing touchdown in the Tide's 38-14 win over No. 14 Arkansas ... helped limit the Hogs to just 226 yards of total offense, 291 yards below their season average ... had one solo tackle and one pass breakup. **Florida:** Broke up two Gator passes and made two solo tackles as the Tide limited the UF offense to just 222 yards. **Vanderbilt:** Was the UA Special Teams Player of the Week ... had two total tackles and helped limit the Commodores to just 149 passing yards and 190 total yards. **Mississippi:** Sacked Rebels' quarterback Randall Mackey for a loss of five yards ... finished with two total tackles while breaking up one pass as the Tide held UM to 113 yards passing and 141 total yards. **Tennessee:** Flashed his skill set once again with an outstanding effort against the Vols ... made three tackles and broke up a pass while helping limit UT to just 63 passing yards and 155 total yards. **LSU:** Registered a career-best eight tackles, including five solo stops vs. the No. 1 Tigers ... had half of a tackle for loss (-1 yard) and helped limit LSU to just 91 passing yards. **Mississippi State:** Made five tackles with three solo stops vs. the Bulldogs ... helped limit MSU to just 131 total yards while breaking up two passes and recording one quarterback hurry. **Georgia Southern:** Did not have a tackle, but deflected one of just seven passes by the Eagles, holding them to just 39 yards passing.

**MENZIE'S CAREER STATISTICS**

Year	G-S	Tackles					Fumbles				
		TT	UT	AT	TFL	QBH	QBS	FF	FR	PBU	Int
2010	11-6	33	26	7	3-4	2	1-1	0	0-0	4	0-0
2011	11-11	37	23	14	3.0-15	1	1.5-9	0	1-0	11	1-25
TOTAL	22-17	70	49	21	8.0-32	3	2.5-10	0	1-0	15	1-25

**MENZIE'S CAREER HIGHS**

Tackles:	8 vs. LSU, 2011
Tackles For Loss:	2.0 vs. Mississippi State, 2010
Yards Lost:	9 vs. Kent State, 2011
Quarterback Sacks:	1 vs. Mississippi State, 2010 & Mississippi, 2011
Yards Lost:	5 vs. Mississippi, 2011
Interceptions:	1 vs. Arkansas, 2011
Touchdowns:	1 vs. Arkansas, 2011
Passes Broken Up:	3 vs. North Texas, 2011
Quarterback Pressures:	1 vs. Mississippi, 2010

**28 • DEE MILLINER**  
DB • 6-1 • 196 • Soph • 1L  
MILLBROOK, ALA. (STANHOPE ELMORE)

**2011 (SOPHOMORE):**

Dee Milliner has started five games of the 2011 season and played in all 11 contests ... he is currently listed as the Crimson Tide's third cornerback, but starts in all nickel or dime situations ... plays on the outside with DeQuan Menzie moving inside to the 'star' ... has 20 tackles on the season with nine solo stops and one tackle for loss (-7 yards) ... second on the team with nine pass breakups while leading the team with two interceptions that he has returned for 37 yards ... tied for 38th nationally with 1.0 passes defended per game ... also a standout on special teams, starting on the kickoff coverage team ... has seven solo tackles on special teams ... while returning one punt for 21 yards ... was the UA coaches' Special Teams Player of the Week following the Kent State game. **Kent State:** Made four assisted tackles while helping the Crimson Tide defense limit the Golden Flashes to 90 total yards ... also broke up a pass. **Penn State:** Broke up a career best three passes in the Tide's 27-11 win at the No. 23 Nittany Lions ... had two solo tackles and an assist ... returned his first career punt for 21 yards. **North Texas:** Registered four tackles with two solo stops ... broke up two more passes as the Mean Green managed just 101 yards through the air. **Arkansas:** Had two tackles with one solo stop ... intercepted his first pass of the season ... had one tackle for loss of seven yards, blowing up Joe Adams on a reverse. **Florida:** Did not start but played extensively and made one solo tackle. **Vanderbilt:** Picked off his second pass of the season in the fourth quarter and returned it 37 yards to setup an Alabama touchdown. **Mississippi:** Made two tackles with two solo stops and one on special teams ... did not start but played in all nickel and dime situation. **Tennessee:** Started an made two tackles and broke up a pass as the Tide allowed just 63 yards through the air and kept the Vols out of the end zone. **LSU:** Played but did not record any statistics in a loss to the No. 1 Tigers. **Mississippi State:** Came off the bench in nickel and dime situations ... had one tackle on special teams. **Georgia Southern:** Came off the bench to make one solo tackle.

**MILLINER'S CAREER STATISTICS**

Year	G-S	Tackles					Fumbles				
		TT	UT	AT	TFL	QBH	QBS	FF	FR	PBU	Int
2010	13-11	55	41	14	4-12	1	0-0	1	0-0	7	1-0
2011	11-5	20	9	11	1-7	0	0-0	0	0-0	9	2-37
TOTAL	24-16	75	50	25	5-19	1	0-0	1	0-0	16	2-37

**MILLINER'S CAREER HIGHS**

Tackles:	9 vs. Auburn, 2010
Tackles For Loss:	2.0 vs. Georgia State, 2010
Yards Lost:	7 vs. Arkansas, 2011
Passes Broken Up:	3 vs. Penn State, 2011
Quarterback Pressures:	1 vs. Mississippi, 2010
Interceptions:	1 (3 times) last vs. Vanderbilt, 2011
Forced Fumbles:	1 vs. Tennessee, 2010

**32 • C.J. MOSLEY**  
LB • 6-2 • 234 • Soph • 1L  
THEODORE, ALA. (THEODORE)

**2011 (SOPHOMORE):**

C.J. Mosley shares the starting job at will linebacker with Nico Johnson ... has started five games this season with Alabama starting in a nickel defense while playing in nine games ... missed the Florida and Vanderbilt games after dislocating his elbow in the first quarter vs. Arkansas ... returned for the Mississippi game but did not start ... has 30 tackles on the season with 3.5 tackles for loss (-9 yards) and two sacks (-15 yards) ... also broken up two passes ... named one of the Defensive Players



of the Week by the Alabama coaching staff following the Penn State game. **Kent State:** Had three tackles with two solo stops ... recorded his first career solo sack, dropping the Golden Flashes quarterback for a loss of seven yards ... broke up one pass. **Penn State:** Earned Defensive Player of the Week honors for his eight-tackle performance against the No. 23 Nittany Lions ... had one tackle for loss and broke up a pass. **North Texas:** Made his third start of the season and the sixth of his career, but did not have any defensive statistics. **Arkansas:** Had one solo tackle before leaving the game in the first quarter with a dislocated elbow. **Mississippi:** Saw his first action since early in the Arkansas game ... did not start or have a tackle. **Tennessee:** Recorded a team-high eight tackles with three solo stops as the Tide limited UT to just 155 total yards, including 63 passing. **LSU:** Made two tackles with one solo stop as the Tide limited No. 1 LSU to just 239 yards of total offense. **Mississippi State:** Notched his second sack of the season, dropping the Bulldogs' quarterback for a loss of eight yards ... finished with 1.5 tackles for loss (-9 yards) ... equaled his season high with eight total tackles. **Georgia Southern:** Came off the bench but saw limited action due to the Eagles triple-option offense that kept Johnson on the field in running situations.

**MOSLEY'S CAREER STATISTICS**

Year	G-S	Tackles					Fumbles				
		TT	UT	AT	TFL	QBH	QBS	FF	FR	PBU	Int
2010	13-3	67	30	37	1.5-4	2	0.5-3	0	0-0	10	2-76
2011	9-5	30	14	16	3.5-17	0	2-15	0	0-0	2	0-0
TOTAL	21-8	97	44	53	5-21	2	2.5-18	0	0-0	12	2-76

**MOSLEY'S CAREER HIGHS**

Tackles: 12 vs. Mississippi State, 2010  
 Tackles for Loss: 1 (three times); last vs. Penn State, 2011  
 Yards Lost: 7 vs. Kent State, 2011  
 Quarterback Sacks: 1 vs. Kent State, 2011  
 Yards Lost: 7 vs. Kent State, 2011  
 Passes Broken Up: 3 vs. San Jose State, 2010  
 Quarterback Pressures: 1 vs. Duke & Georgia State, 2010  
 Interceptions: 1 vs. Florida and Georgia State, 2010  
 Yards: 41 vs. Georgia State, 2010  
 Touchdowns: 1 vs. Florida and Georgia State, 2010

**83 • KEVIN NORWOOD**

**WR • 6-2 • 193 • SOPH • 1L**  
**D'IBERVILLE, MISS. (D'IBERVILLE)**

**2011 (SOPHOMORE):**

Kevin Norwood is one of the Crimson Tide's top wide receivers off the bench ... a regular in the rotation ... has played in nine games this season ... has seven receptions for 112 yards ... six of his seven catches have converted first downs for the Alabama offense. **Kent State:** Caught one pass for five yards. **Penn State:** Once again turned in an impressive performance against the No. 23 Nittany Lions ... had three catches that all went for first downs ... accounted for 30 receiving yards in 2011 after hauling in his first touchdown a year ago in Tuscaloosa against PSU. **North Texas:** Sat out due to injury. **Mississippi State:** Was named one of the Offensive Players of the Week by the Alabama coaching staff ... hauled in two passes for a career-high 60 yards with a long reception of 38 yards. **Georgia Southern:** Caught one pass for 22 yards.

**NORWOOD'S CAREER STATISTICS**

Year	G-S	No.	Yards	Avg.	TD	LP
2011	9-0	6	90	15.0	0	38
TOTAL	21-0	9	146	16.2	1	38

**NORWOOD'S CAREER HIGHS**

Receptions: 3 vs. Penn State, 2011  
 Yards: 60 at Mississippi State, 2011  
 Touchdowns: 1 vs. Penn State, 2010  
 Long Play: 38 at Mississippi State, 2011

**8 • JEOFFREY PAGAN**

**DL • 6-4 • 272 • FR • HS**  
**ASHEVILLE, N.C. (ASHEVILLE)**

**2011 (FRESHMAN):**

Jeffrey Pagan is one of several true freshmen contributing for Alabama in 2011 ... has played in six games ... has assisted on four tackles as a reserve along the defensive line.

**PAGAN'S CAREER STATISTICS**

Year	G-S	Tackles					Fumbles				
		TT	UT	AT	TFL	QBH	QBS	FF	FR	PBU	Int
2011	6-0	4	0	4	0-0	0	0-0	0	0-0	0	0-0
TOTAL	6-0	4	0	4	0-0	0	0-0	0	0-0	0	0-0

**PAGAN'S CAREER HIGHS**

Tackles: 2 vs. Kent State, 2011

**2 • TANA PATRICK**

**LB • 6-3 • 236 • SOPH • 1L**  
**BRIDGEPORT, ALA. (NORTH JACKSON)**

**2011 (SOPHOMORE):**

Tana Patrick has seen action in nine games as a reserve middle linebacker ... notched seven tackles on the season with two solo stops. **Kent State:** Recorded a career-best four tackles against the Golden Flashes with two solo stops. **North Texas:** Assisted in off the bench to an assisted tackle. **Tennessee:** Came in on two tackles in the win against the Volunteers.

**PATRICK'S CAREER STATISTICS**

Year	G-S	Tackles					Fumbles				
		TT	UT	AT	TFL	QBH	QBS	FF	FR	PBU	Int
2010	6-0	4	3	1	0-0	0	0-0	0	0-0	0	0-0
2011	9-0	7	2	5	0-0	0	0-0	0	0-0	0	0-0
TOTAL	15-0	11	5	6	0-0	0	0-0	0	0-0	0	0-0

**PATRICK'S CAREER HIGHS**

Tackles: 4 vs. Kent State, 2011

**27 • NICK PERRY**

**S • 6-1 • 205 • SOPH • 1L**  
**PRATTVILLE, ALA. (PRATTVILLE)**

**2011 (SOPHOMORE):**

Nick Perry is a reserve safety for the Crimson Tide ... has two tackles on the season ... has seen action in nine games. **Kent State:** Recorded on solo tackle. **Tennessee:** Assisted on one tackle in the win against the Volunteers.

**PERRY'S CAREER STATISTICS**

Year	G-S	Tackles					Fumbles				
		TT	UT	AT	TFL	QBH	QBS	FF	FR	PBU	Int
2010	6-0	1	1	0	0-0	0	0-0	0	0-0	0	0-0
2011	9-0	2	1	1	0-0	0	0-0	0	0-0	0	0-0
TOTAL	15-0	3	2	1	0-0	0	0-0	0	0-0	0	0-0

**PERRY'S CAREER HIGHS**

Tackles: 1 vs. Georgia State, 2010 & Kent State, Tennessee 2011

**3 • TRENT RICHARDSON**

**RB • 5-11 • 224 • JR • 2L**  
**PENSACOLA, FLA. (ESCAMBIA)**

• A candidate for the Heisman Trophy, Doak Walker Award, Maxwell Award and Walter Camp Player of the Year

- Finalist for the Maxwell Award
- Finalist for the Doak Walker Award
- Finalist for the Walter Camp Player of the Year
- Consensus midseason All-American
- Richardson has faced eight teams ranked among the top 50 nationally in total defense – no other Heisman Trophy contender has played more than four

• Average rank of defenses Richardson has faced is 39.4 – no other Heisman Trophy contender's average rank is better than 61.2 and three players average rank is in the 80s out of 120 teams

- Joins Tim Tebow and Cam Newton as the only players in SEC history to rush for 20 touchdowns
- Accounted for 169 yards from scrimmage against No. 1 LSU's second-ranked defense, 54 more yards than his closest competition, Oregon's LaMichael James (115 yards from scrimmage)
- An impressive 49.8 percent of his rushing yards this season have come after contact (687 of 1,380)
- His 1,702 yards from scrimmage accounts for 35.4 percent of the Alabama offense in 2011
- Has eight 100-yard rushing games – No. 2 at Alabama

- Lost just one fumble in 586 career touches
- Has not lost a fumble in his last 522 touches
- Ranks first in the SEC and seventh nationally in rushing, averaging 125.5 yards per game
- Ranks first in the SEC and fifth nationally with 20 rushing touchdowns, the most in UA history
- Accounted for 96 first downs or touchdowns
- Has 42 explosive plays of 12-yards or more
- Get stronger as the game progresses with 57.7 percent of his rushing yards coming after the half
- Averages 5.8 yards per carry and scores a touchdown every 11.8 carries

- Ranks first in the SEC and 10th nationally with 160.7 all-purpose yards per game
- Ranks first in the SEC and sixth nationally in scoring at 12.0 points per game
- His 1,380 yards is the fourth-best total in a single-season at Alabama while his 1,768 all-purpose yards is sixth
- Two-time SEC Offensive Player of the Week
- Seven-time Alabama Offensive Player of the Week

**2011 (JUNIOR):**

Trent Richardson is one of the nation's elite running backs ... one of the leading candidates for the Heisman Trophy ... a finalists for the Doak Walker Award, the Maxwell Award and the Walter Camp Player of the Year ... a consensus midseason All-American by *ESPN.com*, *SI.com*, *CBSsports.com*, *Sporting News* and Phil Steele ... averaging 125.5 yards per game to seventh nationally and first in the SEC ... sixth nationally and first in the SEC in scoring at 12.0 points per game ... has a school-record 20 rushing touchdowns and two receiving ... equaled his previous season high in rushing touchdowns in the first four games ... 20 rushing touchdowns is tied for the second most in SEC history (Tim Tebow, 23; Cam Newton, 20) ... his 22 total touchdowns is the

second-most in school history and more than Mark Ingram had in the 2009 season when he won his Heisman Trophy ... has carried the ball 236 times for 1,380 yards for a 5.8 yards per carry average ... his 1,702 yards from scrimmage accounts for 35.4 percent of the Alabama offense in 2011 ... gets strong in the second half where he has accounted for 57.7 percent of his rushing yards (796 yards) ... 83 of his carries have went for a first down or a touchdown while 13 receptions have converted first downs with two receiving touchdown ... has 30 rushes of 12 yards or more, including touchdown bursts of 76, 71 and 58 yards ... has 12 receptions of 12 yards or more ... has eight 100-yard rushing games on the season, which is the second most in a single season and 12 in his career, which ranks tied for third ... had six straight 100-yard rushing games this year that equaled Shaun Alexander's school record ... has also caught 26 passes for 322 yards, including a 61-yard touchdown ... returned three kickoffs for 66 yards ... averaging 160.7 all-purpose yards per game to lead the SEC and rank 10th nationally ... Offensive Player of the Week by the UA following the North Texas, Arkansas, Florida, Mississippi, LSU, Mississippi State and Georgia Southern games ... also the SEC Offensive Player of the Week following a 38-14 win over Arkansas and a 52-7 victory at Mississippi ... has averaged 127.3 yards per game against four top-25 opponents with four touchdowns and 127.1 ypg with 10 scores while accounting for 174.1 all-purpose yards per game in SEC play with 11 total touchdowns ... ball security is also a key component of Richardson's success, losing only one fumble in 586 career touches ... he has not lost a fumble since the sixth game of his freshman season, a span of 522 touches ... has moved into fifth place on Alabama career rushing list with 2,831 yards ... has faced eight of the nation's top 50 defenses this season — no other running back in the top 10 nationally has faced more than four ... his 34 career rushing touchdowns are third at UA, behind Ingram (42) and Alexander (41). **Kent State:** Scored a career-high three touchdowns to propel the Tide to a 48-7 victory ... caught one pass for 16 yards. **Penn State:** Cracked the century mark for the first time this season with 111-hard-earned yards against a physical Nittany Lion defense ... scored two rushing touchdowns and caught four passes for 19 yards ... also returned on kickoff for 19 yards to total 149 all-purpose yards ... set a career-high with 26 carries. **North Texas:** Set a then-career high with 167 yards on just 11 carries for 15.2 yards per carry average ... matched his career high with three touchdowns ... broke free on touchdown runs of 71 (career long) and 58 yards ... caught one pass and finished with 168 all-purpose yards. **Arkansas:** Registered a career-best 235 all-purpose yards with 126 yards on the ground, 85 receiving and 24 kickoff return yards ... recorded his third straight 100-yard rushing game ... had three receptions for 85 yards, including a 61-yard touchdown reception ... had four first-down rushes while all three of his catches moved the chains for the Crimson Tide ... had four runs of 12 yards or more. **Florida:** Set a career high for the second time this season with 181 yards and two scores against the No. 12 Gators ... carried the ball a career-best 29 times with a long run of 36 yards ... caught two passes for 22 yards ... finished with 208 all-purpose yards ... averaged 7.71 yards per touch at the Swamp. **Vanderbilt:** Recorded his fifth straight 100-yard rushing game with 107 yards on 19 carries with a touchdown ... caught two passes. **Mississippi:** Worked over the Rebels' defense to the tune of 183 yards on just 17 carries and a career-high four touchdowns ... had 10 first-down carries while averaging 10.8 yards per carry and leaving the game midway through the third quarter ... caught two passes for 30 yards and finished with 213 all-purpose yards ... scored on runs of 8, 7, 8 and 76 yards ... the 76-yard run was one of the most memorable of his career with numerous broken tackles

and a start-stop juke move that left UM defenders grasping for air. **Tennessee:** Snapped his string of 100-yard rushing games with 77 yards and two touchdowns on 17 carries ... had five first-down rushes and two first-down receptions ... caught three passes for 33 yards, including a long of 22 yards ... totaled 110 all-purpose yards. **LSU:** Richardson was impressive against one of the nation's best defenses with 169 yards from scrimmage ... rushed for 89 yards on 23 carries and broke numerous tackles ... had seven runs that converted first downs ... equaled his career high with five receptions while accounting for 80 receiving yards ... returned one kickoff from five-yards deep in the end zone for 23 yards ... finished with 192 all-purpose yards. **Mississippi State:** Continued to punish defenders with 127 hard-earned yards in a 24-7 victory over the Bulldogs ... had a career-high 32 carries ... ran for 88 yards in the second half and 71 in the fourth quarter ... had 10 first-down rushes and scored his 18th rushing touchdown of the season ... caught two passes for 26 yards and a first down ... closed out the game in the fourth quarter in the Tide's wildcard package, carrying the ball nine straight times while accounting for 28 yards and three first downs on a touchdown drive. **Georgia Southern:** Carried the Crimson Tide to its 10th win of the season ... accounted for 175 yards rushing ... scored three total touchdowns ... his two rushing scores broke Alexander's previous school record of 19 rushing scores ... caught one touchdown pass from four yards out.

**RICHARDSON'S CAREER STATISTICS**

Year	Rushing					Receiving					
	G-S	Att	Yds	Avg.	TD	LP	No.	Yds	Avg.	TD	LP
2009	14-0	145	751	5.2	8	52	16	126	7.9	0	17
2010	11-2	112	700	6.2	6	65	23	266	11.6	4	85
2011	11-11	1236	1380	5.8	20	76	26	322	12.4	2	61
TOTAL	36-13	493	2831	5.7	34	76	65	714	11.0	6	85

**Kickoff Returns**

Year	No.	Yards	Avg.	TD	LP
2009	1	20	20.0	0	20
2010	24	634	26.4	1	91
2011	3	66	22.0	0	24
TOTAL	28	720	25.7	1	91

\*also has 13 career tackles

**RICHARDSON'S CAREER HIGHS**

Rushes: 32 vs. Mississippi State & Georgia Southern, 2011  
 Yards: 183 vs. Mississippi, 2011  
 Long Rush: 76 vs. Mississippi, 2011  
 Touchdowns: 4 vs. Mississippi, 2011  
 Receptions: 5 vs. Mississippi, 2010 & LSU, 2011  
 Yards: 101 vs. Mississippi, 2010  
 Long Play: 85 vs. Mississippi, 2010  
 Touchdowns: 1 (6 Times) Last vs. Georgia Southern, 2011  
 Kickoff Returns: 6 vs. South Carolina, 2010  
 Yards: 214 vs. Duke, 2010  
 Touchdowns: 1 vs. Duke, 2010  
 All-Purpose Yards: 235 vs. Arkansas, 2011  
 Tackles: 2 vs. Arkansas, 2010

**90 • JEREMY SHELLEY**

**PK • 5-10 • 165 • Jr • 1L**  
**RALEIGH, N.C. (BROUGHTON)**

**2011 (JUNIOR):**

Jeremy Shelley is Alabama's starting place-kicker on field goal attempts from 40 yards and in and extra points ... is a second-year starter ... has accounted for 90 points in 11 games this season ... is 14-of-18 on field goals (79 percent) and 48-of-49 on extra points ... is 14-of-16 from inside 40 yards ... ranks tied for fourth among kickers in the SEC in scoring at 8.2 points per game and tied for fifth among all players ... also ranks tied for 32nd nationally in scoring. **Kent State:** Hit on field goals from 36 and 32 yards while knocking through six extra points ... set a career high with 12 total points. **Penn State:** Connected on three extra points ... was 2-of-2 on field goals, hitting from 22 and 18 yards. **North Texas:** Made five more extra points and scored 11 points in a 41-0 shutout of UNT ... was 2-for-4 on field goals ... made from 26 and 37 while missing from 42 and 36. **Arkansas:** Nailed a 20 yard field goal and

was a perfect 5-of-5 on extra points attempts ... recorded eight points in the win against the Razorbacks. **Florida:** Connected on a 32 yard field goal and was 5-for-5 in extra point attempts. **Vanderbilt:** Went 4-for-5 on extra points and kicked off once for 55 yards. **Mississippi:** Hit on his only field goal attempt which was from 24 yards ... equaled a career high with seven extra points made ... kicked off six times for 337 yards for an average of 56.2 yards. **Tennessee:** Connected on two field goals to remain perfect on tries during SEC play ... hit a 26 yarder in the first quarter and added a 29-yarder in the beginning of the second quarter ... was a perfect 4-for-4 on extra point tries. **LSU:** Connected on a 34 yards field goal and had one blocked, going 1-for-2 on the evening. **Mississippi State:** Went 1-for-1 on field goal attempts, connecting from 24 yards ... was a perfect 3-for-3 on extra points. **Georgia Southern:** Hit his only field goal, a 32 yards attempts ... kicked off once for 42 ayrd.

**SHELLEY'S CAREER STATISTICS**

Year	G-S	Extra Points		Field Goals		Lng	Pts.
		XP-A	Pct.	FG-A	Pct.		
2009	1-0	1-1	100.0	0-1	0.0	0	1
2010	13-13	50-51	97.7	12-16	75.0	42	86
2011	11-11	48-49	97.6	13-17	76.5	37	90
TOTAL	25-24	99-101	98.0	26-35	74.3	42	177

**FG Breakdown**

Year	1-19		20-29		30-39		40-49		50+	
	No.	Pct.	No.	Pct.	No.	Pct.	No.	Pct.	No.	Pct.
2009	0-0	0.0	0-0	0.0	0-1	0.0	0-0	0.0	0-0	0.0
2010	1-1	3.5	7-8	87.5	1-2	50.0	1-2	50.0	0-0	0.0
2011	1-1	7.7	6-8	75.0	0-2	0.0	0-0	0.0	0-0	0.0
TOTAL	2-2	10.0	13-16	81.3	1-5	20.0	0-0	0.0	0-0	0.0

**SHELLEY'S CAREER HIGHS**

PAT Made: 7 vs. Michigan State, 2010 & at Mississippi, 2011  
 PAT Attempts: 7 vs. Michigan State, 2010 & at Mississippi, 2011  
 FG Made: 2 (6 Times) Last vs. Penn State, 2011  
 FG Attempts: 3 vs. South Carolina and Tennessee, 2010  
 Long: 42 vs. Tennessee, 2010  
 Points: 12 vs. Kent State, 2011

**79 • AUSTIN SHEPHERD**

**OL • 6-6 • 321 • Fr • RS**  
**BUFORD, GA. (NORTH GWINNETT)**

**2011 (REDSHIRT FRESHMAN):**

Austin Shepherd is the Crimson Tide's backup right tackle ... has seen action in seven games against Kent State, North Texas, Alabama, Vanderbilt, Mississippi, Tennessee and Mississippi State.

**6 • BLAKE SIMS**

**RB • 6-0 • 212 • Fr • RS**  
**GAINESVILLE, GA. (GAINESVILLE)**

**2011 (REDSHIRT FRESHMAN):**

Blake Sims has settled into his role at running back for the Crimson Tide ... seen action in five games ... has carried the ball 22 times for 107 yards and ran for six first downs ... averaging 4.9 yards per carry. **Kent State:** Saw his first career action and carried the ball six times for 16 yards. **North Texas:** Broke free first his lost run to date against UNT with a 15-yard burst ... rushed three times for 13 yards. **Vanderbilt:** Carried the ball eight times for four yards ... caught two passes for 18 yards. **Mississippi:** Carried the ball five times for 74 yards with a long run of 45 yards.

**SIMS' CAREER STATISTICS**

Year	G-S	Rushing					Receiving				
		Att	Yds	Avg.	TD	LP	No.	Yds	Avg.	TD	LP
2011	5-0	22	107	4.9	0	45	2	18	9.0	0	10
TOTAL	5-0	22	107	4.9	0	45	2	18	9.0	0	10

**SIMS' CAREER HIGHS**

Rushes: 8 vs. Vanderbilt, 2011  
 Yards: 74 at Mississippi, 2011  
 Long: 45 at Mississippi, 2011

## 14 • PHILLIP SIMS

QB • 6-2 • 217 • Fr • RS

CHESAPEAKE, VA. (OSCAR SMITH)

### 2011 (REDSHIRT FRESHMAN):

Phillip Sims, the talented signal-caller has split time with AJ McCarron at quarterback ... seen action in eight games and completed 64 percent of his passes for 163 yards ... has thrown two interceptions. **Kent State:** Came off the bench in the fourth series ... completed 7-of-14 passes for 73 yards and two picks ... also rushed three times with a long run of 15 yards. **Penn State:** Took over on the final drive of the game as the Tide closed out the No. 23 Nittany Lions in Happy Valley, 27-11. **North Texas:** Connected on 6-of-8 passes for 49 yards, coming off the bench in the game's fourth series ... completed his longest pass to date with a 19-yard strike that moved the chains for the Crimson Tide. **Arkansas:** Came off the bench to finish the game in the win against the Razorbacks. **Vanderbilt:** Was a perfect 3-for-3 off the bench, throwing for 29 yards. **Mississippi:** Came off the bench to complete one pass on one attempt for two yards. **Tennessee:** Came off the bench and was 1-for-2 for 10 yards against the Volunteers.

### SIMS' CAREER STATISTICS

Year	Passing			Rushing		
	G-S	C-A-I	Pct.	Yds	TD	LP
2011	8-0	18-28-2	64.3	163	0	19
TOTAL	8-0	18-28-2	64.3	163	0	19

### SIMS' CAREER HIGHS

Attempts:	14 vs. Kent State, 2011
Completions:	7 vs. Kent State, 2011
Yards:	73 vs. Kent State, 2011
Passing Touchdowns:	None
Long:	19 vs. North Texas, 2011
Rushes:	3 vs. Kent State, 2011
Yards:	3 vs. Kent State, 2011
Rushing Touchdowns:	None
Long:	15 vs. Kent State, 2011
Total Touchdowns:	None

## 17 • BRAD SMELLEY

TE • 6-3 • 229 • Sr • 3L

TUSCALOOSA, ALA. (AMERICAN CHRISTIAN)

### 2011 (SENIOR):

Brad Smelley has taken over at h-back for Alabama as a senior ... has been productive with 21 catches for 231 yards and three touchdowns ... 15 of his 21 catches has helped the Crimson Tide offense convert a first down ... tied for third on the Tide squad with 21 receptions ... also has one rushing first down on a fake punt ... has started eight games and is averaging 11.0 yards per reception ... also helps the Tide on special teams, starting on the kickoff team and the field goal and extra point team. **Kent State:** Caught one pass for eight yards in the Tide's 48-7 win in the season opener. **Penn State:** Executed a fake punt for a critical first down early in the Tide's 27-11 win at the No. 23 Nittany Lions ... also caught two passes for 18 yards. **North Texas:** Hauled in a career-best four receptions that matched his career high in receiving yards with 46 ... long catch was a 20-yard grab. **Arkansas:** Recorded one catch for 15 yards in the win against the Razorbacks. **Florida:** Did not start but caught one pass for 16 yards that gave the Crimson Tide a first down ... also helped block for 226 rushing yards. **Vanderbilt:** Caught his first career touchdown on a first-quarter strike from AJ McCarron ... finished with three receptions for 19 yards. **Mississippi:** Started for the first time in two games ... made two catches for nine yards ... long of six yards converted a Crimson Tide first down. **Tennessee:** Hauled in two receptions for 34 yards ... both were 17-yard catches that converted Alabama first downs in a 37-6 win over the Volunteers. **LSU:** Caught one pass for eight yards in his seventh start of the

year. **Mississippi State:** Had an excellent game blocking on the edge for Trent Richardson and Eddie Lacy in the running game ... did not have a catch and did not start. **Georgia Southern:** Turned in the best game of his career with highs in receptions (4), yards (58) and touchdowns (2) ... converted two first downs ... highlight was a one-handed touchdown grab ... was named one of the Offensive Players of the Week by the UA coaching staff.

### SMELLEY'S CAREER STATISTICS

Year	Receiving		No.	Yards	Avg.	TD	LP
	G-S	Yds					
2008	8-0	7	98	14.0	0	37	
2009	13-2	7	50	7.1	0	10	
2010	12-0	6	55	9.2	0	13	
2011	11-8	21	231	11.0	3	34	
TOTAL	44-10	41	431	11.0	3	37	

### SMELLEY'S CAREER HIGHS

Receptions:	4 vs. North Texas & Georgia Southern, 2011
Yards:	58 vs. Georgia Southern, 2011
Touchdowns:	2 vs. Georgia Southern, 2011
Long Play:	37 vs. Mississippi State, 2008

## 92 • DAMION SQUARE

DL • 6-3 • 285 • Jr • 2L

HOUSTON, TEXAS (YATES)

### 2011 (JUNIOR):

Damion Square has started all 11 games for the Crimson Tide at defensive end ... has 26 tackles, 6.0 tackles for loss (-10 yards), three quarterback hurries and a pass breakup. **Kent State:** Had one solo tackle and a quarterback hurry in the Alabama win ... helped the Alabama defense limited the Golden Flashes to 90 total yards and minus-8 yards rushing. **Penn State:** Helped put regular pressure on the Nittany Lions' quarterback ... batted down his first pass of the season had one assisted tackle. **North Texas:** Had two assisted tackles in a 41-0 shut-out of the Mean Green as Alabama held UNT to 169 total yards. **Arkansas:** Started and helped the Tide harass Hogs' quarterback Tyler Wilson all game ... helped limit the Razorbacks to just 226 total yards, 291 yards below their season average entering the game. **Florida:** Made a season-best three tackles with a solo stop ... had one tackle for loss for one yard. **Vanderbilt:** Started but did not have a tackle as the Tide posted a 34-0 shutout. **Mississippi:** Matched his season high with three tackles ... had 1.5 of Alabama's 14 tackles for loss ... accounted for minus-3 yards as the Tide held the Rebels to seven points, 28 yards rushing and 141 total yards. **Tennessee:** Had two total tackles with one solo stop as the Tide kept the Vols out of the end zone and limited them to just 155 total yards. **LSU:** Recorded his best game of the season with a career-best six tackles ... had 1.5 tackles for loss and registered one quarterback hurry as the Tide limited the top-ranked Tigers to just 239 yards and nine points. **Mississippi State:** Made three tackles with one solo tackle for loss (-1 yard) ... had one quarterback hurry and helped limit the Bulldogs to just 12 yards rushing and 131 total yards. **Georgia Southern:** Registered five tackles with three solo stops ... had one tackle for loss of three yards.

### SQUARE'S CAREER STATISTICS

Year	Tackles						Fumbles				
	G-S	TT	UT	AT	TFL	QBH	QBS	FF	FR	PBU	Int
2009	2-0	1	0	1	0.5-1	1	0-0	0	0-0	0	0-0
2010	13-6	27	20	7	7-27	1	3.0-16	0	0-0	0	0-0
2011	11-11	26	11	15	6.0-10	3	0-0	0	0-0	1	0-0
TOTAL	26-17	54	31	23	16.5-38	5	3.0-16	0	0-0	1	0-0

### SQUARE'S CAREER HIGHS

Tackles:	4 vs. South Carolina, 2010
Tackles For Loss:	2 vs. Mississippi State, 2010
Yards Lost:	15 vs. Mississippi State, 2010
Quarterback Sacks:	2 vs. Mississippi State, 2010
Yards Lost:	15 vs. Mississippi State, 2010
Passes Broken Up:	1 vs. North Texas, 2011

## 61 • ANTHONY STEEN

OL • 6-3 • 303 • Soph • 1L

LAMBERT, MISS. (LEE ACADEMY)

### 2011 (SOPHOMORE):

Anthony Steen started the first seven games of the 2011 season at right guard before missing the Tennessee game due to injury ... returned to start against Mississippi State ... helps Alabama rank 16th nationally running the football with an average of 220.5 yards per game while ranking 20th nationally in scoring offense with 35.5 points per game and 32nd in total offense (436.7 ypg) ... ranks 29th nationally in sacks allowed at 1.27 per game ... the Tide has scored 32 rushing touchdowns in 11 games to rank tied for sixth nationally. **Kent State:** Helped clear the way for 183 yards rushing, including 134 rushing and receiving yards from Eddie Lacy and Trent Richardson's three rushing touchdowns. **Penn State:** Blocked for 196 rushing yards while not allowing a sack to the talented Nittany Lion front seven ... helped Richardson account for 111 yards and two touchdowns. **North Texas:** Opened holes for a season-high 347 rushing yards including 100-yard game from Trent Richardson (167) and Eddie Lacy (161) ... Richardson found the end zone three times while Lacy scored twice ... at quarterback, AJ McCarron had time to complete 71.4 percent of his passes. **Arkansas:** Helped create the holes for Trent Richardson to record his third-straight 100 yard performance on the ground ... helped provide the time for AJ McCarron to throw for an efficient 15-of-20 for 200 yards and two scores. **Florida:** Cleared a path for 226 rushing yards in the 38-10 win over the Gators as Richardson went for a career-best 181 yards and two touchdowns ... also helped the Tide not surrender a sack. **Vanderbilt:** Opened holes for Richardson's fifth 100-yard rushing game and 419 yards of total offense ... provided time for McCarron to throw four touchdowns. **Mississippi:** Paved the way for Alabama to amass 389 yards on the ground ... provided the holes for two 100-yard rushers in Trent Richardson (183 yards) and Jalston Fowler (125 yards). **LSU:** Steen played but did not start. **Mississippi State:** Returned to his starting role after missing a game due to injury ... helped pave the way for the Tide to rush for 223 yards ... blocked for another 100 yard rusher as Trent Richardson tallied 133 yards on the ground ... Eddie Lacy chipped in with 96 yards as well. **Georgia Southern:** Helped the Tide amass 272 yards rushing while Richardson went 175 yards and two scores ... did not allow a sack.

## 49 • ED STINSON

DL • 6-4 • 279 • Soph • 1L

TUSCALOOSA, ALA. (NORTHBRIDGE)

### 2011 (SOPHOMORE):

Ed Stinson has been in the Crimson Tide's rotation along the defensive line ... has 16 tackles in 11 games, including five for a loss of 12 yards with a pass breakup and a sack ... gives Alabama a consistent run-stopper and a good pass rusher. **Kent State:** Came off the bench to record a solo tackle as Alabama limited the Golden Flashes to 90 total yards and minus-8 yards rushing. **Penn State:** Made two tackles with a solo stop at Happy Valley. **North Texas:** Notched three tackles and knocked down a Mean Green pass in the UA shutout. **Arkansas:** Recorded three tackles, including 1.5 for a loss of four yards. **Florida:** Recorded three solo tackles that all went for a loss ... tallied his first career sack in the win. **Vanderbilt:** Tallied one solo stop in the shutout win against the Commodores. **Mississippi:** Assisted on one tackle for a loss of a yard and recovered a fumble. **Missis-**

**Mississippi State:** Assisted on two tackles in the win against the Bulldogs.

**STINSON'S CAREER STATISTICS**

Year	G-S	Tackles					QBH	QBS	Fumbles			Int
		TT	UT	AT	TFL	FF			FR	PBU		
2010	9-2	14	8	6	0-0	2	0-0	0	0-0	0	0-0	
2011	11-0	16	8	8	5-12	0	1-3	0	1-0	1	0-0	
TOTAL	20-2	30	16	14	5-12	2	1-3	0	1-0	1	0-0	

**STINSON'S CAREER HIGHS**

Tackles: 9 vs. Penn State, 2010  
 Quarterback Hurries: 2 vs. Penn State, 2010  
 Passes Broken Up: 1 vs. North Texas, 2011  
 Tackles For Loss: 3 at Florida, 2011  
 Quarterback Sacks: 1 at Florida, 2011

**3 • VINNIE SUNSERI**

**DB • 6-0 • 217 • Fr • HS**  
**TUSCALOOSA, ALA. (NORTHBRIDGE)**

**2011 (FRESHMAN):**

Vinnie Sunseri has been a special teams demon and is developing a role on the Crimson Tide defense as a safety in passing situations ... second on the team with 11 special teams tackles, all coming on kickoff coverage ... he has 25 total tackles to rank ninth on the team ... also plays on the punt return team and has recorded several attention-grabbing blocks ... a five-time Special Teams Player of the Week by the Alabama coaching staff ... son of assistant head coach and linebackers coach Sal Sunseri. **Kent State:** Set a career-high with six tackles, including three solo stops ... along with fellow freshman Trey DePriest, registered several big hits on kickoff coverage ... also saw time at safety in the 48-7 win ... selected as the coaches' Special Teams Player of the Week. **Penn State:** Did not have a tackle but was named a Special Teams Player of the Week with excellent coverage on the kickoff team and a his blocking on punt return ... posted a highlight reel block against the No. 23 Nittany Lions by leaving his feet to complete a block that sprung Marquis Maze on a 43-yard punt return. **North Texas:** Recorded another big tackle night with six stops split between special teams and safety ... had three solo tackles. **Arkansas:** Assisted on two tackles in the win against the Razorbacks. **Florida:** Was once again named a Special Teams Player of the Week by the Alabama coaching staff ... recorded two solo tackles and forced a fumble. **Mississippi:** Was once again named a Special Teams Player of the Week by the Alabama coaching staff ... totaled six tackles, including four solo stops. **Tennessee:** Totaled two tackles, including a solo stop ... recovered his first career fumble in the win against the Volunteers. **Georgia Southern:** Was named of the Alabama coaching staff's Special Teams Players of the Week ... recorded one solo tackle on kickoff coverage.

**SUNSERI'S CAREER STATISTICS**

Year	G-S	Tackles					QBH	QBS	Fumbles			Int
		TT	UT	AT	TFL	FF			FR	PBU		
2011	11-0	25	14	11	0-0	0	0-0	1	1-0	1	0-0	
TOTAL	11-0	25	14	11	0-0	0	0-0	1	1-0	1	0-0	

**SUNSERI'S CAREER HIGHS**

Tackles: 6 vs. Kent State & North Texas, 2011  
 Passes Broken Up: 1 vs. North Texas, 2011

**51 • CARSON TINKER**

**SN • 6-1 • 220 • Jr • 1L**  
**MURFREESBORO, TENN. (RIVERDALE)**

**2011 (JUNIOR):**

Carson Tinker is in his second season as the Crimson Tide starting long snapper ... handles both field goal/extra point snaps and longer punt snaps ... is perfect on the season on 76 short snaps and 33 long snaps ... recorded a solo tackle on punt coverage against Arkansas.

**87 • CHRIS UNDERWOOD**

**TE • 6-4 • 243 • Sr • 3L**  
**VESTAVIA HILLS, ALA. (VESTAVIA HILLS)**

**2011 (SENIOR):**

Chris Underwood has seen an expanded role at tight end as a senior as well as continuing his vital role on special teams ... played in all 11 games at tight end and earned his first career start against LSU ... does not have a catch on the season ... plays on the field goal, kickoff return and punt return teams. Returned a punt seven yards against Tennessee. **LSU:** Earned his first career start, playing significant time against the Tigers.

**UNDERWOOD'S CAREER STATISTICS**

Year	G-S	No.	Yards	Avg.	TD	LP
2009	9-0	0	0	0	0	0
2010	13-0	3	36	12.0	1	28
2011	11-1	0	0	0.0	0	0
TOTAL	41-1	3	36	12.0	1	28

**UNDERWOOD'S CAREER HIGHS**

Receptions: 1 vs. Duke, Georgia St. and Michigan St., 2010  
 Long Reception: 28 yards vs. Duke, 2010

**41 • COURTNEY UPSHAW**

**DL • 6-2 • 265 • Sr • 3L**  
**EUFALA, ALA. (EUFALA)**

- One of the nation's most feared pass rushers
- Finalist for the Lombardi Award
- Finalist for the Butkus Award
- Semifinalist for the Chuck Bednarik Award
- Midseason All-American by SI.com, Sporting News, CBSsports.com, ESPN.com and Phil Steele
- Second in the SEC with 14 tackles for loss (-66 yards)
- Leads Alabama with 6.5 sacks (-45 yards) and has a team-best 10 quarterback hurries
- Defense ranks No. 1 in scoring defense (8.3 ppg), rush defense (74.6 ypg) & total defense (195.9 ypg)
- Has at least one sack in four of the last five games
- Returned an interception 45 yards for a touchdown at Florida
- 37 percent of his tackles are behind the line of scrimmage

**2011 (SENIOR):**

Courtney Upshaw is one of the premier pass-rushing outside linebackers in college football ... finalist for the Lombardi Award, which goes to the nation's best linebacker or interior lineman ... a Butkus Award semifinalist, which goes to the nation's best linebacker ... semifinalist for the Chuck Bednarik Award ... has 14.5 career sacks and is a first-team midseason All-American by SI.com, Sporting News and ESPN.com while CBSsports.com and Phil Steele listed him as a second-team midseason All-American ... was a preseason first-team All-SEC selection ... has 39 tackles in 10 starts while ranking second in the Southeastern Conference 14 tackles for loss (-66 yards) ... has 6.5 sacks, which is tied for fourth in the league and 40th nationally ... leads the team with 10 quarterback hurries ... has a forced fumble on a sack in back-to-back weeks vs. Mississippi and Tennessee ... has posted at least one sack in five of his last seven games ... four-time Defensive Player of the Week by the Alabama coaching staff. **Kent State:** Had 1.5 tackles for loss and half of a sack as the Crimson Tide defense held KSU to just 90 yards of total offense and minus-8 yards rushing ... totaled seven tackles with four solo stops. **Penn State:** Helped harass the Nittany Lion quarterback all game ...

finished with one assisted tackle in a 27-11 win at No. 23 PSU. **North Texas:** Registered three tackles for loss (-6 yards) and four solo tackles in the Tide's first shut-out since the 2009 season ... also had a career-best three quarterback hurries. **Arkansas:** Harassed Hogs' quarterback Tyler Wilson with two quarterback hurries and several other hits after the ball left his hand ... helped limit the Razorbacks to just 226 total yards, 291 yards below their season average entering the game. **Florida:** Was a one-man wrecking crew in the Swamp against the No. 12 Gators ... had four solo tackles with three coming behind the line of scrimmage for a loss of 21 yards ... also had one sack (-10 yards) ... intercepted a John Brantley screen pass and returned it 45 yards for a touchdown ... also had one quarterback hurry. **Mississippi:** Did not start and sat out the first quarter due to disciplinary reasons ... came back to notch a season-high two sacks for a loss of 15 yards ... had another quarterback hurry and forced a fumble on his first sack that led to Jalston Fowler's first touchdown run of the night. **Tennessee:** Had one sack (-6 yards) and six tackles — three solo — while earning Alabama Defensive Player of the Week honors ... also forced his second fumble of the season on the sack as the Tide limited UT to just 155 total yards. **LSU:** Recorded one sack and made six tackles ... had two solo stops ... harassed the Tigers with two quarterback hurries ... helped limit the top-ranked Tigers to just 239 total yards. **Mississippi State:** Notched a sack for the fourth straight week ... had 1.5 tackles for loss (-9 yards) and made three total tackles ... helped limit the Bulldogs to just 131 total yards and just 12 yards rushing. **Georgia Southern:** Recorded four total tackles in a 24-point win over the Eagles ... also notched his 10th quarterback hurry of the season.

**UPSHAW'S CAREER STATISTICS**

Year	G-S	Tackles					QBH	QBS	Fumbles			Int
		TT	UT	AT	TFL	FF			FR	PBU		
2008	13-0	22	12	10	3.0-3	1	0-0	0	0-0	2	0-0	
2009	14-1	15	7	8	1.0-1	4	1.0-1	0	2-45	0	0-0	
2010	13-11	52	32	20	14.5-69	2	7.0-40	4	1-0	2	0-0	
2011	11-10	39	26	13	14.0-66	10	6.5-45	2	0-0	4	1-45	
TOTAL	51-22	128	77	51	32.5-139	17	14.5-86	6	3-45	4	1-45	

**UPSHAW'S CAREER HIGHS**

Tackles: 10 vs. Auburn, 2010  
 Tackles For Loss: 4 vs. Florida, 2010  
 Yards Lost: 29 vs. Michigan State, 2010  
 Quarterback Sacks: 3 vs. Auburn, 2010  
 Yards Lost: 19 vs. Auburn, 2010  
 Quarterback Hurries: 3 vs. North Texas, 2011  
 Passes Broken Up: 2 vs. Florida, 2009  
 Forced Fumbles: 2 vs. Auburn, 2010  
 Fumble Recoveries: 1 (3 Times) Last vs. Florida, 2010  
 Yards: 45 vs. Kentucky, 2009  
 Interceptions: 1 vs. Florida, 2011  
 Yards: 45 vs. Florida, 2011  
 Touchdowns: 1 vs. Kentucky, 2009 & Florida, 2011

**73 • WILLIAM VLACHOS**

**OL • 6-1 • 294 • Sr • 3L**  
**MOUNTAIN BROOK, ALA. (MOUNTAIN BROOK)**

- Veteran leader of the Tide's Offensive Line
- Leading candidate for the Rimington Trophy
- Contender for Outland Trophy
- Clears a path for Heisman Trophy candidate Trent Richardson, who leads the SEC with 1,380 yards and 22 total touchdowns
- Has graded out first or second on the Alabama offensive line in all 11 games games
- Has graded out at better than 90 percent in five games this season
- Has faced eight of the nation's top-50 defenses
- Has only eight missed assignments in 671 snaps (98.9 percent on assignments)
- Has been 100 percent on assignments in five

games this season

- Started 38 straight career games at center
- Blocked for 26 100-yard rushers in his career, including 10 this season
- Masterful knowledge of the Tide offense
- Makes all identifications and calls for the front
- Helps the Tide rank 16th nationally in rushing and first in the SEC (220.5)

2011 (SENIOR):

William Vlachos is in his third year as Alabama's starting center ... a veteran that provides excellent leadership and has a masterful knowledge of the Crimson Tide offense, making all of the offensive line identifications and calls ... a leading candidate for the Rimington Award, which goes to the nation's top center ... has started all 11 games this season and 38 straight contests ... helps Alabama rank 16th nationally running the football with an average of 220.5 yards per game while ranking 20th nationally in scoring offense with 35.5 points per game and 32nd in total offense (436.7 ypg) ... ranks 29th nationally in sacks allowed at 1.27 per game ... the Tide has scored 32 rushing touchdowns in 11 games to rank tied for sixth nationally ... Vlachos has blocked for 26 100-yard rushers in his career, including 10 this season ... missed only eight assignments in 671 plays this season ... 100 percent of assignments in five games. **Kent State:** Helped clear the way for 183 yards rushing, including 134 rushing and receiving yards from Eddie Lacy and Trent Richardson's three rushing touchdowns. **Penn State:** Blocked for 196 rushing yards while not allowing a sack to the talented Nittany Lion front seven ... graded out a team-best 91 percent ... helped Richardson account for 111 yards and two touchdowns ... earned Offensive Player of the Week honors from the Alabama coaching staff. **North Texas:** Opened holes for a season-high 347 rushing yards including 100-yard games from Trent Richardson (167) and Eddie Lacy (161) ... Richardson found the end zone three times while Lacy scored twice ... at quarterback, AJ McCarron had time to complete 71.4 percent of his passes. **Arkansas:** Led the way for Richardson to record his third straight 100-yard rushing game with 126 yards while the team pounded out 197 rushing yards ... provided time for McCarron to complete 75 percent of his passes (15-of-20). **Florida:** Was named the SEC Offensive Lineman of the Week and a the UA coaches Offensive Player of the Week ... graded out at team-best 91 percent with a season-best six pancake blocks ... cleared a path for 226 rushing yards in the 38-10 win over the Gators as Richardson went for a career-best 181 yards and two touchdowns ... also protected McCarron's blindside as the Tide did not surrender a sack. **Vanderbilt:** Opened holes for Richardson's fifth 100-yard rushing game and 419 yards of total offense ... provided time for McCarron to throw four touchdowns. **Mississippi:** Graded out at a team-best 91 percent ... helped open holes for two 100-yard rushers — Richardson (183 yards and four touchdowns) and Jalston Folwer (124 yards and two touchdowns) ... blocked for 389 rushing yards while providing time for 226 yards through the air for a season-best 615 yards of total offense ... did not allow a sack. **Tennessee:** Opened holes for 143 yards on the ground while providing time for 437 yards of total offense in a 37-6 win ... did not allow a sack as the Tide threw for 294 yards through the air, including a career-best 284 yards by AJ McCarron. **LSU:** Battled through an ankle sprain suffered early in the game and finished ... helped Alabama account for 295 yards of offense against one of the nation's best defenses, including 169 yards from scrimmage for Richardson. **Mississippi State:** Graded out at 90 percent with two pancake blocks ... turned in an outstanding game on the offensive front as the Tide was missing All-American Barrett Jones ... helped block for 223 rushing

yards, including 127 from Richardson and 96 from Lacy ... did not allow a sack. **Georgia Southern:** Graded out above 90 percent for the sixth time this season ... helped the Tide amass 272 yards rushing while Richardson went 175 yards and two scores ... did not allow a sack.

84 • BRIAN VOGLER

TE • 6-7 • 252 • Fr • RS  
COLUMBUS, GA. (BROOKSTONE)

2011 (REDSHIRT FRESHMAN):

Brian Vogler has played in nine games as a backup tight end for the Crimson Tide ... has one catch for six yards. **Kent State:** Caught his first career pass in his first career game with a six yard grab vs. the Golden Flashes ... the six-yard reception also converted a first down for the Tide.

VOGLER'S CAREER STATISTICS

Receiving Year	G-S	No.	Yards	Avg.	TD	LP
2011	9-0	1	6	6.0	0	6
TOTAL	9-0	1	6	6.0	0	6

VOGLER'S CAREER HIGHS

Receptions: 1 vs. Kent State, 2011  
Yards: 6 vs. Kent State, 2011  
Long: 6 vs. Kent State, 2011

65 • CHANCE WARMACK

OL • 6-3 • 320 • Jr • 2L  
ATLANTA, GA. (WESTLAKE)

2011 (JUNIOR):

Chance Warmack is in his second year as Alabama's starting left guard ... has started all 11 games this season and 24 straight contests ... has cleared a path for Alabama rank 16th nationally running the football with an average of 220.5 yards per game while ranking 20th nationally in scoring offense with 35.5 points per game and 32nd in total offense (436.7 ypg) ... ranks 29th nationally in sacks allowed at 1.27 per game ... the Tide has scored 32 rushing touchdowns in 10 games to rank tied for sixth nationally ... Warmack has blocked for 15 100-yard rushers in his career, including 10 this season. **Kent State:** Helped clear the way for 183 yards rushing, including 134 rushing and receiving yards from Eddie Lacy and Trent Richardson's three rushing touchdowns. **Penn State:** Blocked for 196 rushing yards while not allowing a sack to the talented Nittany Lion front seven ... helped Richardson account for 111 yards and two touchdowns. **North Texas:** Opened holes for a season-high 347 rushing yards including 100-yard games from Trent Richardson (167) and Eddie Lacy (161) ... Richardson found the end zone three times while Lacy scored twice ... at quarterback, AJ McCarron had time to complete 71.4 percent of his passes. **Arkansas:** Once again provided the blocks for a 100 yard rusher (Richardson, 126) ... also provided the time for AJ McCarron to throw for an efficient 15-of-20 for 200 yards and two touchdowns. **Florida:** Was named one of the Offensive Player's of the Week by the Alabama coaching staff ... cleared a path for 226 rushing yards in the 38-10 win over the Gators as Richardson went for a career-best 181 yards and two touchdowns ... also helped the Tide not surrender a sack. **Vanderbilt:** Opened holes for Richardson's fifth 100-yard rushing game and 419 yards of total offense ... provided time for McCarron to throw four touchdowns. **Mississippi:** Was named one of the Offensive Players of the Week by the Alabama coaching staff ... helped pave the way for Alabama to amass 389 yards on the ground ... provided the holes for two 100-yard rushers in Trent Richardson (183 yards) and Jalston Fowler (125 yards).

**Tennessee:** Opened holes for 143 yards on the ground while providing time for 437 yards of total offense in the win over the Volunteers ... did not allow a sack as the Tide threw for 294 yards through the air, including a career-best 284 yards by AJ McCarron. **LSU:** Battled through an ankle sprain suffered early in the game and finished ... helped Alabama account for 295 yards of offense against one of the nation's best defenses, including 169 yards from scrimmage for Richardson. **Mississippi State:** Was named one of the Alabama Offensive Players of the Week after his performance vs. the Bulldogs ... cleared a path of Richardson 127 yards and Lacy's 96 yards. **Georgia Southern:** Graded out well ... helped the Tide amass 272 yards rushing while Richardson went for 175 yards and two scores ... did not allow a sack.

91 • ALEX WATKINS

LB • 6-3 • 240 • Sr • 3L  
BROWNSVILLE, TENN. (HAYWOOD)

2011 (SENIOR):

Alex Watkins gives the Crimson Tide a little extra pass rush in long-yardage situations ... has played in all 11 with one start and has tallied 15 tackles ... broke his arm vs. Tennessee but returned after the bye week to play after never missing a practice ... also a standout on special teams ... plays on kickoff return and kickoff coverage, where seven of his tackles this season have taken place. **Kent State:** Recorded one solo tackle in a 48-7 win over the Golden Flashes. **Penn State:** Made season-best two solo stops at Beaver Stadium against the No. 23 Nittany Lions. **Arkansas:** Was named one of the special teams players of the week by the Alabama coaching staff ... recorded three tackles on special teams in the win against the Razorbacks. **Florida:** Was named on of the Defensive Player's of the week by the Alabama coaching staff ... tallied a sack for 12 yards and forced a fumble in the win against the Gators. **Vanderbilt:** Assisted on two tackles in the shutout win against the Commodores. **Mississippi:** Totaled two tackles, including a solo stop on the road against the Rebels ... recorded a quarterback hurry. **Tennessee:** Registered a tackle for loss and two total tackles before breaking his wrist in the first half vs. the Vols. **LSU:** Due to the broken arm, was limited in what he was able to do at defensive end ... earned UA Special Teams Player of the Week for his coverage and return duties. **Mississippi State:** Totaled two tackles on kickoff coverage against the Bulldogs. **Georgia Southern:** Recorded his second quarterback hurry of the season.

WATKINS' CAREER STATISTICS

Year	G-S	Tackles				Fumbles					
		TT	UT	AT	TFL	QBH	QBS	FF	FR	PBU	Int
2009	3-0	1	0	1	0-0	0	0-0	0	0-0	0	0-0
2010	12-0	16	9	7	2.5-22	2	2.5-22	0	0-0	0	0-0
2011	11-1	15	7	8	2.0-13	2	1.0-12	1	0-0	0	0-0
TOTAL	26-1	32	16	16	4.5-35	4	2.5-22	1	0-0	0	0-0

WATKINS' CAREER HIGHS

Tackles: 4 vs. Michigan State, 2010  
Tackles For Loss: 1.0 (four times); Last vs. Tennessee, 2011  
Yards Lost: 12 at Florida, 2011  
Quarterback Sacks: 1.0 Three times  
Yards Lost: 12 at Florida, 2011  
Quarterback Pressures: 1 (Four Times) Last vs. Georgia Southern, 2011

2 • DEANDREW WHITE

WR • 6-0 • 181 • Fr • RS  
HOUSTON, TEXAS (NORTH SHORE)

**2011 (REDSHIRT FRESHMAN):**

DeAndrew White is a redshirt freshman wide receiver that gives the Crimson Tide and explosive threat down the field ... has 14 receptions for 151 yards with two touchdowns ... six of his 14 catches have resulted in Alabama first downs ... has three receptions of 15 yards or more ... played in 10 games, making two starts ... helps UA in the kicking game, returning both kickoffs and backing up Marquis Maze at punt returner ... has returned one kickoff in 2011 for 24 yards and two punts for 34 yards. **Kent State:** Began his Alabama career with an outstanding performance in the season opener ... started and caught four passes for 44 yards ... three of the catches went for first downs ... also returned two punts for 34 yards with a long of 20 ... ran back one kickoff for 24 yards ... finished the game with 101 all-purpose yards. **North Texas:** Hauled in one pass for five yards in the Tide shutout. **Vanderbilt:** Had a career game ... caught two touchdowns which were the first of his career ... totaled three catches for 58 yards, including a 39 yards touchdown. **Mississippi:** Caught three passes for 23 yards ... had a long of 15 yards that resulted in a Crimson Tide first down. **Mississippi State:** Caught three passes for 21 yards.

**WHITE'S CAREER STATISTICS**

Receiving							
Year	G-S	No.	Yards	Avg.	TD	LP	
2011	10-2	14	151	10.8	2	39	
TOTAL	10-2	14	151	10.8	2	39	

**WHITE'S CAREER HIGHS**

Receptions: 4 vs. Kent State, 2011  
 Yards: 58 vs. Vanderbilt, 2011  
 Touchdowns: 2 vs. Vanderbilt, 2011  
 Long Play: 39 vs. Vanderbilt, 2011  
 Kickoff Returns: 1 vs. Kent State, 2011  
 Kickoff Return Yards: 24 vs. Kent State, 2011  
 Long Play: 24 vs. Kent State, 2011  
 Punt Returns: 2 vs. Kent State, 2011  
 Punt Return Yards: 34 vs. Kent State, 2011  
 Long Play: 20 vs. Kent State, 2011

**20 • JARRICK WILLIAMS**  
**DB • 6-1 • 210 • SOPH • 1L**  
**MOBILE, ALA. (BLOUNT)**

**2011 (FRESHMAN):**

Jarrick Williams gives Alabama great depth at safety ... an excellent athlete that has played in five games this season and nine in his career ... also helps the Tide on special teams ... has four tackles, including three solo stops.

**WILLIAMS' CAREER STATISTICS**

Year	G-S	Tackles				TFL	QBH	QBS	Fumbles			
		TT	UT	AT	Int				FF	FR	PBU	Int
2010	4-0	1	0	1	0-0	0	0	0	0	0-0	0	0-0
2011	5-0	4	3	1	0-0	0	0	0	0	0-0	0	0-0
TOTAL	9-0	5	3	2	0-0	0	0	0	0	0-0	0	0-0

**WILLIAMS' CAREER HIGHS**

Tackles: 2 at Mississippi, 2011

**54 • JESSE WILLIAMS**  
**DL • 6-4 • 319 • JR • JC**  
**BRISBANE, AUSTRALIA (WESTERN ARIZ. CC)**

**2011 (JUNIOR):**

Jesse Williams hails from Australia but he quickly found a comfort level in the front lines of the Alabama defense ... the junior college transfer, who didn't begin playing football until he was 15 years old found his footing after just one spring on campus and earned the starting job at the 5-technique defensive end while moving inside to tackle in passing downs in a four-man front ... has started all 11 games and done a great job of stopping the run

(UA leads the nation allowing just 71.6 ypg) and pushing the pocket ... has 22 tackles with 4.0 tackles for loss (-10 yards), two quarterback hurries and one pass deflection. **Kent State:** Started his first game at the Capstone ... recorded one quarterback hurry. **Penn State:** Registered two tackles with one solo stop in UA's win at No. 23 PSU ... also batted down a pass. **North Texas:** Had one assisted tackle as the Tide limited the Mean Green to 169 total yards and recorded the team's first shutout since 2009. **Arkansas:** Played easily his most productive game to date with a career-best five tackles and two tackles for loss ... made four solo stops ... dropped Hog running backs behind the line of scrimmage two times for a loss of seven yards ... helped the Tide limit the Razorbacks to a series-low 17 yards rushing. **Florida:** In his first SEC road start made two solo tackles and helped limit the Gators to 15 yards rushing. **Vanderbilt:** Had one assisted tackle, which was a sack that went for a loss of one yard. **Mississippi:** Notched one solo tackle for loss as the Crimson Tide allowed just 28 yards rushing and 141 total yards. **Tennessee:** Started and helped limit the Vols to 155 total yards. **LSU:** Started and made five assisted tackles to help limit the No. 1 Tigers to just 239 total yards and nine points. **Mississippi State:** Made two early tackles before leaving the game in the second quarter with a shoulder injury. **Georgia Southern:** Rehabbed his shoulder hard to get back for the game vs. the Eagles only to fall victim to food poisoning, which limited his snaps ... did start and make three tackles, one solo before going to the bench.

**WILLIAMS' CAREER STATISTICS**

Year	G-S	Tackles				TFL	QBH	QBS	Fumbles			
		TT	UT	AT	Int				FF	FR	PBU	Int
2011	11-11	22	10	12	4.0-10	2	0.5-1	0	0-0	1	0-0	
TOTAL	11-11	22	10	12	4.0-10	2	0.5-1	0	0-0	1	0-0	

**WILLIAMS' CAREER HIGHS**

Tackles: 5 vs. Arkansas, 2011  
 Tackles for Loss: 2.0 vs. Arkansas, 2011  
 Lost Yards: 7 vs. Arkansas, 2011  
 Passes Broken Up: 1 vs. Kent State, 2011  
 Quarterback Hurries: 1 vs. Kent State & North Texas, 2011

**89 • MICHAEL WILLIAMS**  
**TE • 6-6 • 269 • JR • 2L**  
**REFORM, ALA. (REFORM)**

**2011 (JUNIOR):**

Michael Williams is a steady force for Alabama ... a two-year starter at tight end with 25 career starts and 11 this season ... has caught 12 passes for 163 yards for a 14.1 yards per catch average has a team-best two receiving touchdowns ... tremendous blocking tight end on the edge of the Crimson Tide offense ... has played a key role in Alabama's 16th ranked rushing offense that is averaging 220.5 yards per game ... UA Offensive Player of the Week following the Penn State game where he showed he could also be a play-maker ... also helps the Tide on special teams, starting on the kickoff return unit and the field goal team ... seven of his 12 receptions have went for first downs with five counting as explosive plays of 15 yards or more. **Kent State:** Started and helped the Tide roll up 482 yards of total offense. **Penn State:** Produced one of the best games of his career with three catches for 34 yards and a touchdown ... hauled in a bullet from AJ McCarron from seven yards out. **North Texas:** Caught one pass for 10 yards and a first down ... helped the Tide run for a season-best 347 yards. **Arkansas:** Hauled in a career-long 37-yard touchdown pass on a fake punt on the opening drive of the game against the Razorbacks ... cleared a path for 197 yards rushing. **Florida:** Equaled a season-high with three catches ... had 32 yards receiving ... long grab of 22 yards. **Vanderbilt:** Started but did not catch a pass for only the second time this season. **Mississippi:** Again proved to be a big-play

threat with a 34-yard reception that moved the chains for the Crimson Tide ... blocked for two 100-yard rushers as the Tide accounted for a season-high 389 rushing yards ... finished with two receptions for a career-high 39 yards. **Tennessee:** Started but did not have a catch. **LSU:** Caught one pass for one yard vs. the top-ranked Tigers. **Mississippi State:** Made his 10 start of the season as the Tide opened in a three-wide formation ... caught one pass for 16 yards and a first down. **Georgia Southern:** Started but did not have a catch ... helped clear a path for 272 yards rushing.

**WILLIAMS' CAREER STATISTICS**

Receiving						
Year	G-S	No.	Yards	Avg.	TD	LP
2009	14-3	3	29	9.7	0	14
2010	13-11	8	100	12.5	1	32
2011	11-11	12	169	14.1	2	37
TOTAL	38-25	23	298	13.0	3	37

**WILLIAMS' CAREER HIGHS**

Receptions: 3 vs. Penn State & Florida, 2011  
 Yards: 39 vs. Mississippi, 2011  
 Long Play: 37 vs. Arkansas, 2011  
 Touchdowns: 1 (three times); Last Arkansas, 2011