



# AUBURN TIGERS

## 2011 FOOTBALL



### GAME 12

#24 BCS AUBURN (7-4, 4-3 SEC) vs. #2 AP/#2 BCS ALABAMA (10-1, 6-1 SEC)

NOV. 26, 2011 • 2:30 p.m. CT • TV: CBS

JORDAN-HARE STADIUM (87,451) • AUBURN, ALA.



### QUICK FACTS

#### COACHES

Gene Chizik (Florida, 1985)  
 Auburn Record .....29-9 (3rd year)  
 vs. Alabama .....1-1  
 Overall Record .....34-28 (5th year)  
 vs. Alabama .....1-1

Nick Saban (Kent State, 1973)  
 Alabama Record..... 50-12 (5th year)  
 vs. Auburn .....2-2  
 Overall Record.....140-54-1 (6th year)  
 vs. Auburn .....4-5

#### SERIES

**Alabama leads, 40-34-1**  
 at Auburn.....AU leads, 7-3  
 at Tuscaloosa .....AU leads, 7-1  
 Neutral sites .....UA leads, 30-19-1 (6-1)\*  
 at Birmingham .....UA leads, 28-17-1 (6-1)\*  
 at Montgomery, Ala. ....Tied, 2-2  
 Last Meeting .....AU 28, UA 27  
 Nov. 26, 2010 in Tuscaloosa  
 \*Birmingham games counted as neutral site until 1988 when ticket allocation changed.

#### RANKINGS

Auburn .....RV AP /RV USA Today/RV Harris/#24 BCS  
 Alabama .....#2 AP/#2 USA Today/#2 Harris/#2 BCS

#### TELEVISION • CBS

Verne Lundquist .....Play-by-play  
 Gary Danielson .....Analysts  
 Tracy Wolfson .....Sideline

#### RADIO • AUBURN IMG NETWORK

The Auburn IMG Sports Network provides radio coverage to more than 50 stations that cover the Southeast. Rod Bramblett (play-by-play), Stan White (color), Quentin Riggins (sideline), Paul Ellen (studio & SEC Report), Andy Burcham (locker room).

SATELLITE RADIO .....91 Sirius/91 XM  
 IN AUBURN .....WKKR-FM (97.7)  
 NATIONAL .....Sports Radio USA

#### INTERNET

Live audio & stats .....www.auburntigers.com  
 Facebook .....AUathletics  
 Twitter .....FootballAU

#### THE GAME

Auburn hosts ESPN College Football GameDay for the 76th Iron Bowl against No. 2 Alabama. It is the seventh time GameDay has visited Auburn and the second time for the Iron Bowl. Overall, it is GameDay's fourth on-site visit to the Iron Bowl.

#### AUBURN HEADLINES

- ▶ Auburn trails the overall series against Alabama with a 34-40-1 record. The Tigers have gone 7-3 against Alabama in the last 10 meetings and 11-9 in the last 20 meetings.
- ▶ Five of the last eight games in the series have been decided by seven points or less and 19 of the last 23 meetings have been decided by 10 points or less.
- ▶ The Tigers are 4-2 when ESPN GameDay visits Auburn and 7-5 when playing on-site for GameDay.
- ▶ The Tigers have won 14 consecutive games at Jordan-Hare Stadium, which is tied for the fifth longest win streak at the stadium in program history. It is the longest streak since AU won 16 straight from 1988-90.
- ▶ Fifty-one of Auburn's 79 scholarship players (65 percent) are underclassmen.
- ▶ Auburn's four losses this season have come on the road against teams currently ranked in the top 20 of the BCS standings.
- ▶ Auburn has the second toughest schedule in the nation based on opponent's record (62-37).
- ▶ The Tigers are 20-1 and have won 17 straight when intercepting a pass since 2009.
- ▶ Auburn is 22-4 in its last 26 games dating back to the 2010 victory over Northwestern in the Outback Bowl.
- ▶ Auburn has won 12 of its last 15 conference games and 13 of 16 against SEC opponents.
- ▶ The Tigers are 21-2 when leading at halftime under Gene Chizik and have won 15 straight.
- ▶ Auburn is 9-0 in games decided by four points or less, including 5-0 vs. SEC teams, under Chizik.
- ▶ Auburn is 9-5 against ranked teams under Gene Chizik.
- ▶ RB Michael Dyer is 2nd SEC/18th FBS averaging 108.5 rushing yards per game.
- ▶ TE Philip Lutzenkirchen has a team-high seven TD catches this season.
- ▶ RB Onterio McCalebb has caught a pass in 14 straight games dating back to 2010.
- ▶ Punter Steven Clark is 1st SEC/T-2nd FBS with 30 punts inside the 20-yard line.
- ▶ Clark was named one of the three finalists for the Ray Guy Award which recognizes the top punter in the nation.
- ▶ DE Corey Lemonion needs half a sacks to move into a tie with Donnie Humphrey for 10th in single-season sacks. Humphrey had 9.0 sacks in 1981.
- ▶ Kicker Cody Parkey is 2nd SEC/3rd FBS with 31 touchbacks.

#### #24 AUBURN (7-4, 4-3 SEC)

Date	Opponent	Score/Time
Sept. 3	UTAH STATE [ESPN2]	W, 42-38
Sept. 10	#16/17 MISSISSIPPI ST. [SECN]	W, 41-34
Sept. 17	at Clemson [ABC]	L, 24-38
Sept. 24	FLORIDA ATLANTIC [FSS]	W, 30-16
Oct. 1	at #10/9 South Carolina [CBS]	W, 16-13
Oct. 8	at #10/12 Arkansas [ESPN]	L, 14-38
Oct. 15	FLORIDA [ESPN]	W, 17-6
Oct. 22	at #1/2 LSU [CBS]	L, 10-45
Oct. 29	OLE MISS [ESPNU]	W, 41-23
Nov. 12	at #14/18 Georgia [CBS]	L, 7-45
Nov. 19	SAMFORD [HC] [PPV]	W, 35-16
Nov. 26	#2/2 ALABAMA [CBS]	2:30 p.m.

All times Central

#### #2/#2 ALABAMA (10-1, 6-1 SEC)

Date	Opponent	Score/Time
Sept. 3	KENT STATE [SECN]	W, 48-7
Sept. 10	at #23/20 Penn State [ABC]	W, 27-11
Sept. 17	NORTH TEXAS [Sports South]	W, 41-0
Sept. 24	#14/13 ARKANSAS	W, 38-14
Oct. 1	at #12/12 Florida	W, 38-10
Oct. 8	VANDERBILT [ESPNU]	W, 34-0
Oct. 15	at Ole Miss [ESPN2]	W, 52-7
Oct. 22	TENNESSEE [ESPN]	W, 37-6
Nov. 5	#1/1 LSU [CBS]	L (OT), 6-9
Nov. 12	at Mississippi State [ESPN]	W, 24-7
Nov. 19	GEORGIA SOUTHERN [PPV]	W, 45-21
Nov. 26	at Auburn [CBS]	2:30 p.m.

All times Central

# 2011 Auburn Football Game Notes

## STATISTICAL COMPARISON

### AUBURN VS. ALABAMA 2011 PER GAME STATISTICS

	<u>AU</u>	<u>UA</u>
Points	25.2	35.5
Total Offense	345.3	436.7
First Downs	17.8	21.8
Rushing Yards	183.5	220.5
Passing Yards	161.7	216.3
Time of Possession	27:38	32:40
3rd Down Pct.	37%	49%
Points Allowed	28.2	8.4
Yards Allowed	406.5	195.9
Rushing Yards Allowed	193.1	74.6
Passing Yards Allowed	213.5	121.3

## STATISTICAL LEADERS

### 2011 STATISTICS

#### RUSHING YARDS

AUBURN	UA
Michael Dyer .....1194	Trent Richardson ..1380
O. McCalebb.....526	Eddie Lacy .....625
Kiehl Frazier.....244	Jalston Flower .....370

#### PASSING YARDS

AUBURN	UA
Clint Moseley .....732	AJ McCarron .....2216

#### RECEPTIONS

AUBURN	UA
Emory Blake .....30	Marquis Maze .....52
O. McCalebb .....28	Trent Richardson .....26
P. Lutzenkirchen.....22	Darius Hanks .....21

#### POINTS SCORED

AUBURN	UA
Cody Parkey .....67	Trent Richardson ....132
Michael Dyer .....60	Jeremy Shelley .....90
P. Lutzenkirchen.....42	Eddie Lacy .....42
Emory Blake .....30	Brad Smelley .....18

#### TACKLES

AUBURN	UA
Daren Bates.....86	Dont'a Hightower ....72
Neiko Thorpe .....85	Mark Barron .....65
De. McNeal.....64	Nico Johnson .....41

#### INTERCEPTIONS

AUBURN	UA
Neiko Thorpe .....3	Mark Barron .....2
De. McNeal.....2	Robert Lester .....2
T'Sharvan Bell .....2	DeMarcus Milliner ....2

#### SACKS

AUBURN	UA
Corey Lemonier .....8.5	C. Upshaw .....6.5
Eltoro Freeman.....3.0	Nick Gentry .....3.5

### AUBURN-ALABAMA SERIES

Auburn and Alabama are meeting for the 64th consecutive year since 1948.

Series notes:

- ▶ Auburn's longest winning streak in the series is six games from 2002-2007.
- ▶ Since the series moved to each school's campus after the 1998 season, the visiting team has posted 8-4 record. Auburn has gone 5-1 in Tuscaloosa, while Alabama is 3-3 in Auburn.
- ▶ In games played in Auburn, only five points separate the teams with Auburn holding a 219-214 advantage.
- ▶ Since 1967 the team that out-rushed the other has gone 37-7 in the series. Of those seven wins, Auburn has six. The last time a team won when rushing for fewer yards than the other was Auburn in 1997. The Tide out-gained AU 156 to 62 that year.
- ▶ Since 2000, the Tigers have gone 4-2 when losing the turnover battle against the Tide. Auburn won in 2000, 2003, 2004 and 2005 despite committing more turnovers than Alabama in each game.

### AUBURN-ALABAMA TIES

Auburn defensive coordinator Ted Roof started his coaching career as a graduate assistant coach at Alabama in 1987-88.

Alabama Director of Football Operations Joe Pannunzio coached one year at Auburn, 1999, as the Tigers' tight ends/special teams coach under then first-year head coach Tommy Tuberville.

### GAMEDAY IN AUBURN

ESPN's College GameDay Built by Home Depot featuring Chris Fowler, Kirk Herbstreit, Lee Corso, Erin Andrews and Desmond Howard will be in Auburn this weekend for the Auburn-Alabama game.

It marks the seventh visit to Auburn by the GameDay crew, which last visited for the 2010 Auburn-Clemson game.

Auburn also hosted GameDay for the 1995 Iron Bowl, 1997 and 2006 games against Florida and a 2004 game against Georgia.

GameDay was scheduled to be at the Auburn-LSU game on Sept. 18, 2004, but the threat of Hurricane Ivan forced the show to relocate.

It will be the 13th time that Auburn has played in GameDay's on-site game. The Tigers are 7-5 in GameDay contests, including a 4-2 mark at home.

Listed are Auburn's all-time appearances on GameDay.

Date	Result	Game (Site)
Jan. 10, 2011	W, 22-19*	vs. Oregon (Glendale, Ariz.)
Sept. 18, 2010	W, 27-24 (OT)	vs. Clemson (Auburn)
Oct. 4, 2008	L, 13-14	at Vanderbilt (Nashville)
Sept. 20, 2008	L, 16-21	vs. LSU (Auburn)
Sept. 16, 2006	W, 27-17	vs. Florida (Auburn)
Dec. 4, 2004	W, 38-28	vs. Tennessee (Atlanta)
Nov. 13, 2004	W, 24-6	vs. Georgia (Auburn)
Oct. 2, 2004	W, 34-10	at Tennessee (Knoxville)
Oct. 18, 1997	L, 10-24	vs. Florida (Auburn)
Nov. 23, 1996	L, 23-24	vs. Alabama (B'ham)
Nov. 18, 1995	W, 31-27	vs. Alabama (Auburn)
Nov. 19, 1994	L, 14-21	vs. Alabama (B'ham)

\* BCS National Championship Game

### AU-UA: THE 41-YEAR BREAK

Auburn and Alabama did not play for 41 years, from 1908 through 1947. There are two common misconceptions about the reason for the 41-year lapse. The first is that a fight broke out after a 6-6 tie in 1907 and caused both schools to discontinue the series. The second is that the state legislature got the two schools back together. Neither is true.

Auburn and Alabama quit playing because of money and officiating. Auburn wanted a northern umpire for the 1908 game, Alabama wanted a southern umpire. Auburn wanted to bring 22 players and allow \$3.50 per day for expenses. Alabama wanted to bring

20 players and allow \$3 per day for expenses. The two schools could never reach an agreement on these items and they became the bone of contention for years. After a period of time, scheduling became a problem.

The two schools quit playing in all sports. They renewed their athletic rivalry - the rivalry off the field never quit - in 1948 after actually "burying the hatchet" in Birmingham's Woodrow Wilson Park.

In the winter and spring of 1948, Auburn president Dr. Ralph B. Draughon and Alabama president Dr. John Gallalee decided the disagreement had gone on long enough and agreed the series should be renewed after doggedly fighting what they considered interference into their internal affairs by the state legislature. Several cities, including Montgomery and Mobile, were considered for the game site. Birmingham was chosen because it had the largest stadium in the state, 44,000-seat Legion Field.

Alabama won that renewal game, 55-0, in 1948. The Tide was a prohibitive favorite the next year, too, but Auburn pulled off one of its biggest upsets ever, 14-13, and one of the nation's great football rivalries was reborn.

### PUNT BAMA PUNT

One of the most incredible Auburn-Alabama games was played on Dec. 2, 1972. A few days before the game, Alabama head coach Bear Bryant incited the rivalry when he told reporters that he would rather, "beat that cow college once than beat Texas 10 times." That set the stage as second-ranked Alabama brought a 10-0 record into Legion Field to meet the ninth-ranked Tigers, who were 8-1.

For the entire game, Bama's defense held the Auburn offense in check. With 5:30 remaining in the game, 16-point favorite Alabama held a seemingly insurmountable 16-3 lead. The Tigers, perhaps fueled by Bryant's remarks, came roaring back for one of the best finishes in Auburn-Alabama history. Auburn's Bill Newton blocked two Alabama punts and David Langer ran both in for touchdowns as Auburn came back to win 17-16. Newton and Langer will forever be remembered by Auburn fans for their play in the now famous "Punt Bama Punt" game.

### BO OVER THE TOP

One of the more memorable games from the 1980s was the 1982 affair which is remembered for "Bo over the top." Auburn had a nine-year losing streak against Alabama entering the game, but Bo Jackson's 1-yard leap over the Alabama goal line on fourth down with 2:26 left capped a 66-yard drive and gave Auburn a 23-22 victory, setting the stage for what Auburn people consider the Tigers' "coming out" party in the 1980s.

### THE 1980'S: THE NEW CHAPTER

Though Alabama dominated the series through the 60s and 70s, the rivalry reached new heights in the 80s as the average margin of victory was a mere 6.4 points. Some classic battles were waged in the decade.

Two games that epitomize the series came in 1985 and 1986. Auburn won the 1986 meeting on a Lawyer Tillman reverse into the endzone with 32 seconds remaining to down Bama 21-17. Alabama won the 1985 game, 25-23, on a 52-yard Van Tiffin field goal as the clock expired.

A historic new page was added to the rivalry in 1989 when Alabama came to Auburn's Jordan-Hare Stadium for the first time.

### SETTING A SACKS RECORD

In Jordan-Hare Stadium in 2005, Auburn set a new school record by sacking Alabama quarterbacks 11 times. Auburn record five sacks during the first quarter alone while holding Alabama to minus-17 yards of offense in the period. Seven different players had at least half a sack for Auburn, led by 3.5 sacks from Stanley McClover.

# 2011 Auburn Football Game Notes

## THE COMEBACK

In the largest comeback in school history, No. 2 Auburn overcame a 24-0 deficit to defeat No. 9 Alabama 28-27 in Tuscaloosa on Nov. 26, 2010.

Alabama scored on each of its first three possessions to take a 21-0 lead into the second quarter.

The Crimson Tide had a first-and-10 from its 40 when QB Greg McElroy connected with RB Mark Ingram. As Ingram raced down the sideline to the Auburn 19-yard line, Tigers lineman Antoine Carter raced 40 yards from the line of scrimmage to strip the ball from behind. The ball rolled into the end zone where Auburn's Demond Washington recovered for a touchback.

Although Auburn had to punt on the ensuing possession, the turnover stymied Alabama's momentum.

After a field goal made it 24-0 with 8:01 left in the second quarter, the Tigers made it a 24-7 game on Cam Newton's 36-yard touchdown pass to Emory Blake.

Auburn then scored on the second play of the second half as Newton hit Terrell Zachery on a 70-yard touchdown pass to make it 24-14.

A 1-yard sneak by Newton made it 24-21 with 4:25 left in the third quarter. The Crimson Tide converted a field goal following an Auburn turnover to take a 27-21 lead into the fourth quarter.

Newton notched his third touchdown pass of the game when he hit Philip Lutzenkirchen on a 7-yard pass that gave the Tigers a 28-27 lead with 11:55 left in the game.

Auburn's defense held Alabama in check as the Tigers completed in the improbable rally to complete a 12-0 regular season.

## FINAL HOME GAME FOR SENIORS

Auburn's 15 seniors will play in their final home game when the Tigers take the field against Alabama.

The 2011 seniors have posted a 34-16 overall record and a 24-5 record at Jordan-Hare Stadium since 2008.

The seniors also helped lead Auburn to the 2010 BCS National Championship and the SEC Championship.

The seniors have taken Auburn to bowl games the last two seasons and have the Tigers bowl eligible this season.

The 15 seniors include: Chandler Brooks, Sam Brown, Quindarius Carr, Drew Cole, Jake Drum, Jared Cooper, Eltoro Freeman, A.J. Greene, Josh Harris, Davis Hooper, Chris Humphries, Bobby Ingalls, Brandon Mosley, Neiko Thorpe and Jay Wisner.

## IN NOVEMBER

Auburn is 219-169-21 (.561) all-time in the month of November. The Tigers are 15-8 in their last 23 games in November since the 2004 season.

## CHIZIK IN THIRD YEAR

Gene Chizik is one of just three head coaches to have won a BCS National Championship with less than five years experience as a head coach at the college or NFL level.

After taking Auburn to the BCS title in just his fourth season as a head coach, Chizik joined Bob Stoops (Oklahoma, 2nd year) and Larry Coker (Miami, 1st year) to have accomplished the feat. Stoops led OU to the 2000 BCS Championship, while Coker led Miami to the 2001 title.

In two seasons at Auburn, Chizik has compiled a record of 29-9 and 15-8 in SEC play. Chizik became the first Auburn head coach to take the Tigers to a bowl game in his first season at the helm (2009).

Chizik has been a part of three perfect teams in the past seven years, 2010 and 2004 with Auburn and 2005 with Texas.

## AU HAS SECOND TOUGHEST SCHEDULE

Based on 2011 opponent's cumulative record, Auburn has the second toughest schedule in the FBS. Auburn opponents have a combined record of 62-37 for a .626 winning percentage. Kansas has the toughest

schedule in the nation with an opponents' record of 64-34 (.634).

All four of Auburn's losses this season have come on the road against teams currently ranked in the top 20 of the BCS standings (No. 1 LSU, No. 3 Arkansas, No. 13 Georgia, No. 17 Clemson).

## GARRETT FIFTH FRESHMAN TO START

Justin Garrett became AU's fifth true freshman to start a game when started vs. Samford. Garrett has appeared in six games this season including his start against Samford when he totaled five tackles.

Garrett joins DT Gabe Wright, C Reese Dismukes, WR Quan Bray and TE Brandon Fulse as the only true freshmen to start for the Tigers this season. Dismukes has started every game at center, while Bray started against Florida. Fulse has started against Florida Atlantic and South Carolina. Wright has started every game since Ole Miss

## CLARK NAMED RAY GUY FINALIST

Sophomore punter Steven Clark has been named one of three finalists for the Ray Guy Award. The winner of the Ray Guy Award will be announced during the Home Depot College Football Awards live on Thursday, Dec. 8 at 8 p.m. CT on ESPN.

Clark, along with fellow finalists Ryan Allen (Louisiana Tech) and Jackson Rice (Oregon), were chosen from a group of 10 semifinalists that was taken from an overall pool of 54 nominees. The Ray Guy Award annually recognizes the nation's top punter.

The candidates were evaluated on their overall statistics and contribution to the team. Particular emphasis was placed on the punter's net average, percentage of total punts inside the 20-yard line and percentage of punts not returned. A national voting body of Football Bowl Subdivision (FBS) coaches, sports information directors, national media and former Ray Guy Award winners will decide the winner.

Clark, a native of Kansas City, Mo., has 64 punts this season with an average of 40.4 yards per punt. He has 30 punts inside the 20, a mark that ranks him tops in the Southeastern Conference and for second in the nation.

With 33 fair catches and two touchbacks, only eight of Clark's punts have even been returned this season for just 41 yards. Of the eight returns, four have gone for zero or negative yardage. For his efforts this season, Clark has twice been named the SEC Special Teams Player of the Week.

## TIGERS STREAKING AT HOME

Auburn has won 14 consecutive home games under Gene Chizik. The Tigers are 20-2 at Jordan-Hare Stadium since Chizik became head coach in 2009.

Auburn's last loss at home came on Nov. 27, 2009, against No. 2 Alabama in a 26-21 defeat.

The 14-game winning streak is tied for the fifth longest in school history. The Tigers also posted 14 straight wins from Oct. 1, 1983, to Oct. 26, 1985.

The 14-game streak is Auburn's longest since winning 16 straight at home from Sept. 10, 1988, to Sept. 8, 1990.

## TWO-YEAR FIRST

Michael Dyer is the first running back in Auburn history to eclipse 1,000 yards in each of his first two seasons. In addition, Dyer has rushed for the fifth-best two-year total in program history.

Dyer currently has 2,287 yards which is 17 yards shy of fourth place, held by former running back Stephen Davis (1993-95) who ran for 2,304 yards in 1994-95.

The top five two-year rushing totals in AU history:

1.	James Brooks	2,522	1979-80
2.	Carnell Williams	2,472	2003-04
3.	Joe Cribbs	2,325	1978-79
4.	Stephen Davis	2,304	1994-95
5.	Michael Dyer	2,287	2010-pres.

## TIGERS PERFECT TWICE SINCE 2004

Auburn is the only Southeastern Conference team to record two perfect seasons since 2004, going 13-0 in '04 and 14-0 in 2010. Since the 2004 season, Auburn has won 43 of its 63 SEC games and 45 of its 66 games against SEC schools, including the 2004 (vs. Tennessee) and 2010 (vs. South Carolina) SEC Championship games. SEC record since 2004:

	W-L	Pct.
LSU	46-17	.730
<b>Auburn</b>	<b>43-20</b>	<b>.683</b>
Florida	43-21	.672
Alabama	42-21	.667
Georgia	42-22	.656
Arkansas	33-30	.524
South Carolina	33-31	.516
Tennessee	32-31	.508
Mississippi State	18-45	.286
Kentucky	18-45	.286
Ole Miss	16-47	.254
Vanderbilt	14-50	.219

## AU IN OT

**Auburn OT Record:** 6-5

**Home:** 4-3

**Road:** 0-2

**Neutral:** 2-0

Date	Opponent	Result
11/16/96	GEORGIA (4OT)	L, 56-49
9/25/99	OLE MISS	L, 24-27
11/11/00	GEORGIA	W, 29-26
10/20/01	LA TECH	W, 48-41
9/28/02	SRACUSE (3OT)	W, 37-34
10/19/02	at Florida	L, 30-23
10/22/05	at LSU	L, 20-17
9/8/07	SOUTH FLORIDA	L, 26-23
12/31/07	vs. Clemson*	W, 23-20
1/1/10	vs. Northwestern^	W, 38-35
9/18/10	CLEMSON	W, 27-24

All games 1 OT unless noted

Home Games All Caps

\* Chick-fil-A Bowl

^ Outback Bowl

## AU OT Records:

**First OT Game in SEC History:** Auburn vs. Georgia, 1996

**Most OT Periods:** 4, vs. Georgia, 1996

**Most OT Points Scored:** 21 vs. Georgia, 1996  
**Most Rushing Yards:** 40, Carnell Williams vs. Syracuse, 2002

**Most Passing Yards:** 45, Dameyune Craig vs. Georgia, 1996

**Most Receiving Yards:** 23, Karsten Bailey vs. Georgia, 1996

# 2011 Auburn Football Game Notes

## AUBURN IN 2011 BY THE NUMBERS

CATEGORY	2011
Record.....	7-4
SEC .....	4-3
West .....	2-2
East.....	2-1
Non-Conference .....	3-1
Home .....	6-0
Away .....	1-4
Neutral .....	0-0
Day .....	4-3
Night (6 p.m. or later) .....	3-1
TV Games .....	6-4
ABC .....	0-1
CBS.....	1-2
ESPN .....	1-1
ESPN2 .....	1-0
ESPNU.....	1-0
ESPN3D.....	0-0
FSN.....	1-0
SEC Network .....	1-0
Scoring First.....	5-2
Opponent Scoring First .....	2-2
Leading at Half .....	5-0
Trailing at Half .....	1-3
Tied at Half .....	1-1
Leading after Third.....	5-0
Trailing after Third .....	2-4
Tied after Third .....	0-0
Overtime Games .....	0-0
Scoring fewer than 20 pts. ....	2-3
Scoring 20+ points .....	5-1
Scoring 30+ points .....	5-0
Allowing fewer than 20 pts.....	4-0
Allowing 20+ points .....	1-3
Allowing 30+ points .....	2-4
Rushing for less than 100 yds.....	1-2
Rushing for 100+ yds.....	6-2
Rushing for 200+ yds.....	4-2
Passing for 200+ yds. ....	1-1
Passing for 300+ yds. ....	0-0
Totaling less than 300 yds.....	1-2
300+ yds. of total offense .....	6-2
400+ yds. of total offense .....	2-1
Allowing less than 100 yds. rushing.....	1-0
Allowing less than 300 yds. total off. ....	2-0
Allowing 300+ yds. total offense .....	5-4
Having 100-yd. rusher .....	4-2
Opp. have 100-yd. rusher.....	3-1
No turnovers .....	2-0
Fewer than 3 turnovers .....	4-2
3 or more turnovers .....	1-2
No takeaways .....	1-1
Fewer than 3 takeaways .....	3-3
3 or more takeaways .....	3-0
More than 30:00 of possession .....	2-1
Less than 30:00 of possession .....	5-3

### 'TORO ON A TEAR

Senior LB Eltoro Freeman has racked up 32 tackles in the last four games (LSU, Ole Miss, UGA, SAM) to surpass his career total of 31 tackles through the 2009 and 2010 seasons, a span of 22 games.

In addition, Freeman has 5.5 TFLs and 2.0 sacks in the last four games after totaling 6.0 TFLs and 2.0 sacks through the '09 and '10 seasons.

Through the first seven games of the 2011 season, Freeman had just 18 tackles, 1.0 sacks and 4.5 TFLs.

### ALL-AROUND PERFORMER

Sophomore DE Corey Lemonier racked up a pair of forced fumbles against Georgia to give him four on the season.

Through 11 games this season Lemonier has registered in seven of the 10 possible categories for defensive players.

The Hialeah, Fla., native is missing only an interception, a PBU and a safety on his stat line this season.

Lemonier is second in the SEC/T-11th in the FBS with 8.5 sacks and tied for third in the SEC/T-39th in the FBS with 12.5 TFLs this season.

### DYER GOES BACK-TO-BACK

Sophomore Michael Dyer became the fifth Auburn running back to record consecutive 1,000 yard rushing seasons in Auburn history.

Dyer has rushed for 1,194 through 11 games this season after rushing for an Auburn freshman-record 1,093 yards last season.

The Little Rock, Ark., native is Auburn's first running back to record consecutive 1,000 yard seasons since Carnell Williams in 2003-04.

Auburn's consecutive 1,000-yard rushers are:

1978	Joe Cribbs	1,205
1979	Joe Cribbs	1,120
1978	James Brooks	1,208
1979	James Brooks	1,314
1994	Stephen Davis	1,263
1995	Stephen Davis	1,068
2003	Carnell Williams	1,307
2004	Carnell Williams	1,165
2010	Michael Dyer	1,093
2011	Michael Dyer	1,194

### DYER CRACKS TOP 10

Michael Dyer moved into 10th place in the Auburn career rushing list following his performance against Samford.

The Little Rock, Ark., ran for 157 yards vs. Samford to give him 2,287 career rushing yards.

Dyer is 140 yards shy of tying Stacy Danley (1987-90) for ninth place all-time at Auburn.

Dyer has 10 career 100-yard rushing games including five games with 150+ yards.

In addition, Dyer is 19 yards shy of moving into the Auburn single-season top 10 for rushing yardage. Bo Jackson holds the 10th spot with 1,213 yards in 1983.

### BATES RACKS UP

Junior linebacker Daren Bates has led the Tigers the last two games (UGA, SAM) with 24 total tackles.

Bates has registered 12 tackles in each game, tying his career high originally set against Utah State in the season opener.

Bates also has 3.0 TFLs and 1.0 sacks in those two games.

### MASON ON VERGE OF FRESHMAN RECORD

Freshman Tre Mason is fifth place on the single-season kickoff yardage list and is 21 yards shy of tying the AU freshman record for KO return yards.

Mason has 633 KO return yards this season and trails James Brooks for fourth place. Brooks totaled 654 KO return yards in 1977, which is also the freshman record for KO return yardage.

Tristan Davis holds the second and third spots on the list. Davis totaled 756 yards in 2006 and 657 yards in 2008.

Demond Washington holds the AU single-season record with 1,117 yards in 2010.

### LUTZ PULLS EVEN WITH TILLMAN

After a 32-yard touchdown catch vs. Samford, tight end Philip Lutzenkirchen moved into a tie for seventh place in the Auburn career receiving touchdowns list.

Lutzenkirchen now has 14 career receiving TD's and is tied with former WR Lawyer Tillman (1985-88).

Lutzenkirchen leads the Tigers with seven scoring catches this season and is one TD catch shy of moving into a tie for fifth place in the AU career list.

Frank Sanders (1991-94) and Byron Franklin (1977-80) are tied for fifth with 15 career touchdown catches each.

### ON THIS DATE

The Tigers are 3-8-2 all-time in games played on Nov. 26. Games on Nov. 26:

1932	Georgia	W, 14-7
1896	Georgia	L, 6-12
1903	Georgia	L, 13-22
1925	Georgia Tech	T, 7-7
1926	Georgia Tech	L, 7-20
1931	South Carolina	W, 13-6
1938	Florida	L, 7-9
1949	Clemson	T, 20-20
1955	Alabama	W, 26-0
1960	Alabama	L, 0-3
1964	Alabama	L, 14-21
1977	Alabama	L, 21-48
1992	Alabama	L, 0-17
2010	Alabama	W, 28-27

### BLAKE, LUTZ IGNITE TIGERS

Auburn is a combined 20-3 when either WR Emory Blake or TE Philip Lutzenkirchen has a touchdown reception.

The Tigers are 11-1 when Blake has a TD catch and 9-2 when Lutzenkirchen has a TD catch. Auburn is 6-0 when both players have TD reception in the same game.

Auburn's only loss when Blake has a TD reception came this season against Clemson. The Tigers' only losses when Lutzenkirchen scores came against LSU in 2009 and Georgia in 2011.

### BLAKE CLIMBS THE LIST

Wide receiver Emory Blake is 20th on the Auburn career receiving yardage list with 1,125 yards.

Blake needs 1 yard to tie Tim Christian (1966-68) for 19th place and 42 yards to tie Clifton Robinson (1997-2000) for 18th place with 1,167 yards.

Blake moved into 20th place after totaling 101 yards receiving against Georgia. It was the second time this season Blake had crossed the century mark after totaling a career-best 108 yards against Mississippi State.

### SCHEDULE RARITY

For just the second time in 47 years the Tigers will not play its two biggest rivals back-to-back to close out the regular season.

Auburn has concluded its regular season with Georgia and Alabama consecutively each year since 1964 as part of regularly scheduled games.

Until this season, the only time that did not occur was 2001 when the LSU game was rescheduled due to the attacks on Sept. 11.

This season, Auburn plays Samford (Homecoming) the Saturday prior to the Iron Bowl.

From 1948, when the Iron Bowl was resumed, to 1963 the Tigers had an opponent between the UGA and Alabama games.

### MCCALEBB LEADS SEC RB'S

Junior Onterio McCalebb is first among SEC running backs with 28 receptions.

McCalebb is T-18th in the SEC in catches for all players.

# 2011 Auburn Football Game Notes

McCalebb has caught at least one pass in 14 straight games dating back to Nov. 26 vs. Alabama in 2010.

McCalebb totaled 13 catches in his first two seasons, grabbing six in 2009 and seven in 2010.

For his career, McCalebb is 9th in AU history for receiving yards by a RB with 418. McCalebb needs 15 yards to tie Harold Marrow (1994-95) for eighth place with 433.

McCalebb is second on the team with 28 receptions this season. The last back to lead Auburn in receptions was Tucker Frederickson in 1964 with 14.

## INT = WIN

Since 2009, the Tigers are 20-1 and have won 17 consecutive games when intercepting a pass.

Auburn has intercepted a pass in six of its seven wins this season. Those six came against Mississippi State, Florida Atlantic, South Carolina, Florida, Ole Miss and Samford.

The only game Auburn has lost when registering an INT was in 2009 against Arkansas.

## YOUTH IN ABUNDANCE

Auburn has 79 scholarship players on its 2011 roster with 51 (65 percent) coming from underclassmen.

The Tigers have 24 true freshmen, 11 redshirt freshmen, 16 sophomores, 15 juniors and 13 seniors on scholarship. Five of the 13 seniors were walk-ons who were awarded scholarships prior to the start of the 2011 season.

Auburn has played a total of 26 freshmen this season. The Tigers have played 16 true freshmen and 10 redshirt freshmen. The most recent freshman to see the field was true freshman walk-on WR Garrett Harper who played special teams vs. South Carolina.

True freshmen who have played this season: Eriqre Florence, Kiehl Frazier, Tre Mason, Quan Bray, Robenson Therezie, C.J. Uzomah, Jaylon Denson, Gabe Wright, Devaunte Sigler, Angelo Blackson, Reese Dismukes, Brandon Fulse, Justin Garrett, Jonathan Rose and Jermaine Whitehead.

Redshirt Freshmen who have played: Justin Delaine, Tunde Fariyike, Eric Mack, Jonathon Mincy, LaDarius Owens, LaDarius Phillips, Trovon Reed, Chad Slade, Jawara White and Trent Fisher.

## PUNTING PROWESS

Sophomore punter Steven Clark leads the SEC and is second in the FBS with 30 punts inside the 20-yard line this season.

Clark nailed two of his five punts inside the 20-yard line against the Georgia Bulldogs.

The Kansas City, Mo., native has earned SEC Special Teams Player of the Week honors twice this season.

FBS leaders with punts inside the 20:

Rk.	Player, School	I20	I10
1.	Ryan Allen, La. Tech	36	19
2.	Steven Clark, Auburn	30	7
3.	Tress Way, Oklahoma	29	5

## TIGERS TOUGH IN NAILBITERS

Auburn's 16-13 win over South Carolina kept the Tigers perfect under Gene Chizik in games decided by four points or less. Auburn is now 9-0 in those games.

The Tigers defeated Utah State 42-38 in the only other game decided by four points or less this season.

Auburn went 5-0 last season in games decided by four points or less, and 2-0 in 2009.

Since 2000, Auburn is 26-8 (.765) in those games.

## 4TH QUARTER RALLIES

Auburn's 16-13 win over No. 10/9 South Carolina was the fifth comeback when trailing at the start of the fourth quarter in the Chizik era and the second this season.

Auburn began the fourth quarter vs. the Gamecocks down 13-9 before scoring the winning touchdown with 1:38 left in the game.

The Tigers rallied from a 31-28 deficit in the final stanza to defeat Utah State 42-38 in the 2011 season opener.

Last season, Auburn defeated Alabama 28-27 after beginning the fourth quarter down 27-21, and beat South Carolina 35-27 after opening the fourth quarter trailing 27-21.

In 2009, the Tigers rallied from a 30-27 deficit vs. West Virginia at the start of the fourth quarter to win 41-30.

## TIGERS HOLD LEADS

Auburn is 21-2 and has won its last 15 straight when leading at the half under Gene Chizik.

Auburn is 5-0 this season when leading at halftime.

The Tigers went 9-0 in 2010 when leading at halftime and 7-2 in 2009. Auburn's only losses came against Kentucky (led 14-7, lost 21-14 at home) and Georgia (led 14-7, lost 31-24 at UGA).

## HALFTIME RALLIES

Five times in the Chizik era the Tigers have rallied to win after trailing at halftime. The 2011 Tigers rallied from a 21-14 halftime deficit against Utah State in the season opener for a 42-38 victory.

The 2010 Tigers pulled the trifecta, overcoming deficits to Clemson, South Carolina (reg. season) and Alabama. Chizik's first team (2009) had one halftime rally to beat West Virginia.

Auburn has had a pair of "walk-off" wins under Chizik, both coming last year. The Tigers defeated Oregon in the BCS National Championship Game and Kentucky on the road on field goals as time expired.

Auburn halftime rallies under Chizik:

Date	Opponent/Halftime	Final
9/3/11	Utah State/Trailed 21-14	W, 42-38
11/26/10	at Alabama/Trailed 24-0	W, 28-27
9/25/10	South Carolina/Trailed 20-14	W, 35-27
9/18/10	Clemson/Trailed 17-3	W, 27-24 OT
9/19/09	West Virginia/Trailed 21-20	W, 41-30

## TIGERS SECOND IN FRESHMEN PLAYED

Auburn played 13 true freshmen in its season-opening win against Utah State, which was the second-most of any FBS team. Only the Texas Longhorns played more true freshmen in a season-opener, putting 18 on the field against Rice.

Auburn's true freshmen that played vs. Utah State: Reese Dismukes, Eriqre Florence, Tre Mason, Jermaine Whitehead, Quan Bray, Justin Garrett, Robenson Therezie, C.J. Uzomah, Gabe Wright, Devaunte Sigler, Angelo Blackson, Kiehl Frazier and Brandon Fulse.

## 30+ POINTS EQUALS VICTORY

Auburn has won 73 consecutive games when scoring 30 or more points. The last time the Tigers lost when registering at least 30 points was a 56-49, four overtime loss to Georgia in 1996. In its history, Auburn is now 290-4 all-time when scoring at least 30 points.

## WHEN SCORING 20+ POINTS

Since 2001, Auburn is 97-12 (.890) when scoring 20 or more points in a game. Dating back to the start of the 1993 season, Auburn is 140-19-1 (.878) when scoring 20 or more points in a game.

## RECRUITING TOP CLASS

Auburn has brought in consecutive top five recruiting classes. The 2011 class was ranked No. 1 in the nation by Scouts.com and No. 3 nationally by ESPN.com. Auburn's 2010 recruiting class was ranked No. 4 in the nation by both ESPN.com/Scouts, Inc., and Rivals.com and sixth by Scout.com.

## TIGERS IN THE NFL

As of Nov. 21, 2011

Player	Pos.	Team
Darvin Adams	WR	Carolina
Devin Aromashodu	WR	Minnesota
Rob Bironas	K	Tennessee
Ronnie Brown	RB	Philadelphia
Josh Byner	LB	Baltimore
Jason Campbell	QB	Oakland
Zach Clayton	DT	Tennessee
Antonio Coleman	LB	Buffalo
Karlos Dansby	LB	Miami
King Dunlap	OT	Philadelphia
Nick Fairley	DT	Detroit
Mario Fannin	RB	Denver
Tyrone Green	G	San Diego
Quentin Groves	LB	Oakland
Ben Grubbs	G	Baltimore
Will Herring	LB	New Orleans
Roderick Hood	DB	St. Louis
Brandon Jacobs	RB	New York (NFC)
Spencer Johnson	DE	Buffalo
Pat Lee	DB	Green Bay
Sen'Derrick Marks	DT	Tennessee
Walter McFadden	DB	Cincinnati
Marcus McNeill	T	San Diego
Cam Newton	QB	Carolina
Ben Obomanu	WR	Seattle
Jerraud Powers	DB	Indianapolis
Jay Ratliff	DE	Dallas
Carlos Rogers	DB	San Francisco
Pat Sims	DT	Cincinnati
Takeo Spikes	LB	San Diego
Ben Tate	RB	Houston
Reggie Torbor	LB	Buffalo
Carnell Williams	RB	St. Louis
Lee Ziemba	T	Carolina

## Notables:

- ▶ Auburn currently has 34 players on NFL rosters including seven players from last season's national championship team.
- ▶ Auburn has had 27 players taken in the first round & four No. 1 overall draft picks: Cam Newton (Carolina, '11), Aundray Bruce (Atlanta, '88), Bo Jackson (Tampa, '86) & Tucker Frederickson (NY Giants, '65).
- ▶ At least one former Tiger has been selected to the last 13 consecutive Pro-Bowls.
- ▶ Auburn has had at least one former player in six of the last seven Super Bowls.



# 2011 Auburn Football Game Notes

## AUBURN-ALABAMA SERIES GAME-BY-GAME STATISTICS

Since 1967

Date	Site	Result	Attend	Rank		AU			Rushing			Passing			Tot Off		UA			Rushing			Passing			Tot Off	
				AU	UA	FD	No	Yds	TD	C-	A-	I	Yds	TD	No	Yds	FD	No	Yds	TD	C-	A-	I	Yds	TD	No	Yds
12/2/67	Birmingham, Ala.	L, 3-7	69,723	---	8	13	54	99	0	10-	19-	2	117	0	73	216	4	44	164	1	3-	5-	1	12	0	49	176
11/30/68	Birmingham, Ala.	L, 16-24	68,821	18	15	10	39	71	0	11-	26-	5	186	2	65	257	19	49	166	2	18-	38-	1	173	1	87	339
11/29/69	Birmingham, Ala.	W, 49-26	72,303	12	---	25	50	349	7	13-	26-	2	192	0	76	541	26	28	49	0	30-	55-	2	484	2	83	533
11/28/70	Birmingham, Ala.	W, 33-28	71,774	11	---	22	31	140	3	22-	38-	1	317	1	69	457	31	61	301	1	14-	21-	4	212	2	82	513
11/27/71	Birmingham, Ala.	L, 7-31	68,821	5	3	7	16	27	0	10-	28-	0	152	1	44	179	24	71	278	4	12-	12-	2	122	0	83	400
12/2/72	Birmingham, Ala.	W, 17-16	72,386	9	2	7	46	50	0	3-	6-	1	30	0	52	80	16	65	235	2	1-	7-	2	16	0	72	251
12/1/73	Birmingham, Ala.	L, 0-35	69,418	---	1	13	49	149	0	4-	9-	2	43	0	58	192	21	60	352	5	3-	5-	0	53	0	65	405
11/29/74	Birmingham, Ala.	L, 13-17	71,224	7	2	11	52	228	2	1-	7-	1	12	0	59	240	20	64	290	1	2-	5-	0	80	0	69	370
11/29/75	Birmingham, Ala.	L, 0-28	63,500	---	4	13	45	94	0	6-	15-	1	50	0	60	144	22	60	376	2	3-	7-	0	54	2	67	430
11/27/76	Birmingham, Ala.	L, 7-38	70,303	---	18	9	41	138	1	7-	20-	3	91	0	61	229	22	56	302	4	7-	13-	0	139	1	69	441
11/26/77	Birmingham, Ala.	L, 21-48	69,921	---	2	10	43	162	2	4-	9-	1	135	1	52	297	27	63	322	5	9-	13-	0	143	2	76	315
12/2/78	Birmingham, Ala.	L, 16-34	79,218	---	2	14	53	143	2	9-	12-	0	90	0	65	233	22	50	253	1	13-	22-	1	174	3	72	427
12/1/79	Birmingham, Ala.	L, 18-25	77,918	14	1	11	44	128	0	5-	18-	0	121	2	62	249	24	67	314	2	6-	8-	0	80	1	75	394
11/29/80	Birmingham, Ala.	L, 18-34	78,549	---	9	12	46	150	0	5-	14-	2	92	2	60	242	17	62	316	4	5-	7-	0	49	1	69	365
11/28/81	Birmingham, Ala.	L, 17-28	78,170	---	4	15	56	188	2	8-	21-	3	123	0	77	311	14	53	199	2	4-	11-	1	80	2	64	279
11/27/82	Birmingham, Ala.	W, 23-22	76,300	---	---	11	47	193	3	6-	14-	0	64	0	61	257	27	53	256	1	18-	33-	2	251	1	86	507
12/3/83	Birmingham, Ala.	W, 23-20	77,310	3	19	15	59	355	2	5-	14-	0	48	0	73	403	19	46	289	1	5-	22-	2	62	2	68	351
12/1/84	Birmingham, Ala.	L, 15-17	76,853	11	---	16	49	215	2	8-	20-	1	113	0	69	328	13	46	180	2	6-	11-	1	73	0	57	253
11/30/85	Birmingham, Ala.	L, 23-25	75,808	7	---	17	49	175	3	8-	17-	1	159	0	66	334	20	40	239	2	14-	28-	1	195	0	68	434
11/29/86	Birmingham, Ala.	W, 21-17	75,808	14	7	25	39	225	3	19-	30-	2	153	0	69	378	19	50	340	0	9-	24-	1	53	2	74	393
11/27/87	Birmingham, Ala.	W, 10-0	75,808	7	18	20	59	185	1	14-	18-	1	128	0	77	313	10	39	136	0	7-	17-	2	47	0	56	183
11/25/88	Birmingham, Ala.	W, 15-10	75,962	7	17	19	47	130	1	13-	26-	1	220	0	73	350	16	27	12	0	20-	35-	2	255	1	62	267
12/2/89	Auburn	W, 30-20	85,319	11	2	21	46	167	3	14-	26-	1	274	0	72	441	23	31	87	0	27-	50-	2	340	2	81	427
12/1/90	Birmingham, Ala.	L, 7-16	75,962	20	---	11	32	52	0	17-	31-	3	185	1	63	237	13	43	92	1	14-	28-	0	102	0	71	194
11/30/91	Birmingham, Ala.	L, 6-13	83,091	---	8	15	38	113	0	13-	27-	2	232	0	65	345	14	46	125	1	7-	18-	1	161	0	64	286
11/26/92	Birmingham, Ala.	L, 0-17	83,091	---	2	8	28	20	0	14-	25-	2	119	0	53	139	17	51	199	1	5-	14-	2	63	0	65	262
11/20/93	Auburn	W, 22-14	85,214	6	11	21	51	218	1	14-	29-	1	133	1	80	351	10	26	113	2	10-	29-	2	156	0	55	269
11/19/94	Birmingham, Ala.	L, 14-21	83,091	6	4	17	24	86	2	23-	42-	1	247	0	66	333	22	56	227	1	9-	18-	1	188	2	74	415
11/18/95	Auburn	W, 31-27	85,214	21	17	18	38	95	2	18-	36-	0	259	2	74	354	22	37	176	2	19-	43-	0	302	1	80	478
11/23/96	Birmingham, Ala.	L, 23-24	83,091	---	15	13	30	116	0	11-	39-	2	180	1	69	296	21	40	142	0	20-	34-	3	292	3	74	434
11/22/97	Auburn	W, 18-17	85,214	13	---	19	31	62	1	14-	34-	2	213	0	65	275	15	34	156	1	14-	27-	0	143	1	61	299
11/21/98	Birmingham, Ala.	L, 17-31	83,091	---	---	18	36	100	1	14-	34-	2	208	1	70	308	17	40	101	2	17-	24-	1	228	2	64	329
11/20/99	Auburn	L, 17-28	85,214	---	8	21	29	66	0	26-	40-	1	237	2	69	303	22	46	226	3	17-	26-	1	124	0	72	350
11/18/00	Tuscaloosa	W, 9-0	85,986	18	---	17	47	162	0	10-	20-	2	139	0	67	301	8	22	23	0	12-	29-	1	112	0	51	135
11/17/01	Auburn	L, 7-31	86,063	17	---	15	28	41	1	16-	24-	0	231	0	52	272	25	44	328	2	22-	30-	0	221	2	74	549
11/23/02	Tuscaloosa	W, 17-7	84,818	---	9	14	38	129	0	10-	18-	1	169	2	56	298	17	34	111	1	18-	37-	1	209	0	71	320
11/22/03	Auburn	W, 28-23	86,063	---	---	13	41	249	2	18-	27-	2	270	1	68	519	13	34	111	1	13-	29-	2	180	1	63	291
11/20/04	Tuscaloosa	W, 21-13	83,818	2	---	18	41	74	2	18-	24-	1	224	1	65	298	15	31	50	0	17-	30-	1	226	1	61	276
11/19/05	Auburn	W, 28-18	87,451	11	8	13	35	139	2	14-	21-	0	118	2	56	257	11	37	33	2	16-	29-	0	155	0	66	188
11/18/06	Tuscaloosa	W, 22-15	92,138	15	---	14	40	124	2	6-	14-	0	137	1	54	261	18	30	112	0	18-	33-	1	252	2	63	364
11/24/07	Auburn	W, 17-10	87,451	25	---	17	41	165	2	12-	22-	1	117	0	63	282	15	36	112	1	12-	26-	1	113	0	62	225
11/29/08	Tuscaloosa	L, 36-0	92,138	--	1	8	30	57	0	9-	23-	0	113	0	53	170	21	50	234	3	10-	18-	0	178	2	68	412
11/27/09	Auburn	L, 21-26	87,451	--	2	15	32	151	1	15-	27-	1	181	2	59	332	17	35	73	1	21-	32-	0	218	2	67	291
11/26/10	Tuscaloosa	W, 28-27	101,821	2	9	17	41	108	1	13-	20-	0	216	3	61	324	23	30	69	1	27-	41-	0	377	2	71	446

# 2011 Auburn Football Game Notes

## CAREER STATS VS. ALABAMA

Player	PASSING		Yds	Yds/Gm
	C-A-I	TD		
None				

Player	RUSHING			
	No.	Yds	Avg./C	TD
Onterio McCalebb	13	73	5.6	0
Michael Dyer	9	27	3.0	0

Player	RECEIVING			
	No.	Yds	Avg./C	TD
Emory Blake	4	46	11.5	1
Onterio McCalebb	2	24	12.0	0
Philip Lutzenkirchen	1	7	7.0	1

Player	PUNT RETURNS			
	No.	Yds	Avg./R	TD
Quindarius Carr	1	-8	-8.0	0

Player	KICKOFF RETURNS			
	No.	Yds	Avg./R	TD
Onterio McCalebb	2	38	19.0	0

Player	DEFENSIVE			
	UA	A	Tot.	Misc.
Neiko Thorpe	16	8	24	0.5 TFL
Eltoro Freeman	6	3	9	2.0 TFL
Jonathan Evans	8	0	8	--
Daren Bates	5	2	7	1.0 TFL
T'Sharvan Bell	3	1	4	2.0 TFL
Corey Lemonier	0	1	1	--
Demetruce McNeal	1	0	1	--
Nosa Eguae	0	0	0	--

## THE LAST MEETING

#2 AUBURN 28

#9 ALABAMA 27

November 26, 2010 • CBS

Bryant-Denny Stadium (101,821) • Tuscaloosa, Ala.

After falling behind 24-0, Auburn rallied to out-score Alabama 28-3 for the remainder of the game, pulling out a 28-27 Iron Bowl victory in Tuscaloosa, Ala. The 24-point deficit marked the largest deficit Auburn has ever overcome to win.

The win also clinched the outright SEC West title for the Tigers, marking the team's third outright title in team history.

Alabama pounced early in the game, scoring three first-quarter touchdowns. Mark Ingram scored on the Crimson Tide's first drive, taking it in on a 9-yard run. Alabama also scored on its next two drives, first on a 68-yard pass from Greg McElroy to Julio Jones and the second on a 12-yard pass from McElroy to Darius Hanks.

Jeremy Shelley hit a 20-yard field goal early in the second quarter to extend Alabama's lead to 24-0 with 8:01 left in the half.

Auburn responded on its next drive, moving 80 yards on eight plays to light up the scoreboard. Facing second-and-six from Alabama's 36, Cam Newton hit Emory Blake in the end zone for the Tigers' first touchdown of the day.

Auburn received the opening kickoff of the second half and cut the Alabama lead to 10 on its first possession. After losing a yard on the first play of the half, Newton hit Terrell Zachery down the left sideline for a 70-yard touchdown pass. Wes Byrum's extra point cut the lead to 24-14 with 14:04 left in the quarter.

Auburn would score one more time in the quarter, cutting the Crimson Tide lead to three with 4:25 left in the period. The Tigers worked an eight-play, 75-yard drive down the field with Onterio McCalebb accounting for 46 of the yards. Newton connected with Mario Fannin on a 6-yard pass that took the Tigers down the 1, setting up Newton for the 1-yard rush for the touchdown, cutting the deficit to 21-24.

After a fumbled punt return set up Alabama deep in Auburn territory, the Tiger defense was able to hold the Tide to just a field goal at the 1:05 mark in the third quarter, marking Alabama's final score of the game.

Auburn received the ensuing kickoff and worked 67 yards down the field in 11 plays to take the 28-27 lead. Facing a third-and-four situation at the 7-yard line, Newton rolled to the right and found Philip Lutzenkirchen charging for the left corner of the end zone for the game-tying touchdown. Byrum's extra-point gave Auburn its first lead of the game.

Alabama would get the ball back two more times in the game, but was held to just 29 yards as the Tigers held on for the 28-27 win.

Newton was responsible for all four Auburn touchdowns, passing for three and rushing for one. Zachery led Auburn with 79 yards receiving, followed by Blake with 39 and Kodi Burns with 32.

McCalebb was Auburn's top rusher with 50 yards on eight attempts. Newton tallied 39 yards rushing while freshman Michael Dyer added 27.

Defensively, Neiko Thorpe led Auburn with 12 tackles and two pass breakups. Josh Bynes followed with 10 tackles and two pass breakups while Nick Fairley tallied two quarterback sacks among his four tackles, forcing a fumble on one that he also recovered.

SCORING SUMMARY						
Auburn	.....0	7	14	7	—	28
Alabama	.....21	3	3	0	—	27
UA - Ingram 9 yd run (Shelley kick), 11:34, 1st UA - Jones 68 yd pass from McElroy (Shelley kick), 8:39, 1st UA - Hanks 12 yd pass from McElroy (Shelley kick), 1:58, 1st UA - Shelley 20 yd field goal, 8:01, 2nd AU - Blake 36 yd pass from Newton (Byrum kick), 5:08, 2nd AU - Zachery 70 yd pass from Newton (Byrum kick), 14:04, 3rd AU - Newton 1 yd run (Byrum kick), 4:25, 3rd UA - Shelley 32 yd field goal, 1:05, 3rd AU - Lutzenkirchen 7 yd pass from Newton (Byrum kick), 11:55, 4th						
TEAM STATISTICS				AU	UA	
First Downs				17	23	
Rushes-Yards		41-108		30-69		
Passing Yards		216		377		
Comp-Att-Int		13-20-0		27-41-0		
Total Plays-Yards		61-324		71-446		
Punts-Avg.		7-38.7		4-33.8		
Fumbles/Lost		2/1		2/2		
Penalties-Yards		2-30		7-40		
3rd Down Conv.		4-of-13		3-of-12		
Time of Possession		26:59		33:01		
INDIVIDUAL STATISTICS						
<b>RUSHING:</b> (AU) - McCalebb 8-50; Newton 22-39 (TD); Dyer 9-27; TEAM 1-minus 3; Zachery 1-minus 5. (UA) - Ingram 10-36 (TD); Richardson 10-24; Jones 1-12; Maze 1-7; McElroy 8-minus 10.						
<b>PASSING:</b> (AU) - Newton 13-20-0-216 (3TD). (UA) - McElroy 27-37-0-377 (2TD); McCarron 0-4-0-0.						
<b>RECEIVING:</b> (AU) - Blake 3-39 (TD); Zachery 2-79 (TD); Burns 2-32; Adams 2-29; McCalebb 2-24; Lutzenkirchen 1-7 (TD); Fannin 1-6. (UA) - Jones 10-199 (TD); Hanks 5-39 (TD); Ingram 4-91; Dial 3-26; Richardson 3-9; Maze 2-13.						

# 2011 Auburn Football Game Notes

UTAH STATE (5-5)		
Sept. 3	at #23/19 Auburn [ESPN2]	L, 38-42
Sept. 10	WEBER STATE	W, 54-17
Sept. 20	COLORADO STATE	L, 34-35
Sept. 24	at BYU [ESPN]	L, 24-27
Oct. 8	WYOMING	W, 63-19
Oct. 15	at Fresno State	L, 21-31
Oct. 22	LOUISIANA TECH	L, 17-24
Nov. 5	at Hawaii	W, 35-31
Nov. 12	SAN JOSE STATE	W, 34-33
Nov. 19	at Idaho	W, 49-42
Nov. 26	NEVADA	1 p.m.
Dec. 3	at New Mexico State	7 p.m.

MISSISSIPPI STATE (5-6)		
Sept. 1	at Memphis [Sports South]	W, 59-14
Sept. 10	at #22 Auburn [SECN]	L, 34-41
Sept. 15	#3/3 LSU [ESPN]	L, 6-16
Sept. 24	LOUISIANA TECH	W, 26-20
Oct. 1	at Georgia	L, 10-24
Oct. 8	at UAB [Sports South]	W, 21-3
Oct. 15	#15/13 SOUTH CAROLINA [SECN]	L, 12-14
Oct. 29	at Kentucky [FSN]	W, 28-16
Nov. 5	TENNESSEE MARTIN [CSS]	W, 55-17
Nov. 12	#4/3 ALABAMA	L, 7-24
Nov. 19	at #6/6 Arkansas	L, 17-44
Nov. 26	OLE MISS	6 p.m.

CLEMSON (9-2)		
Sept. 3	TROY	W, 43-19
Sept. 10	WOFFORD	W, 35-27
Sept. 17	#21/19 AUBURN [ABC]	W, 38-24
Sept. 24	#5/5 FLORIDA STATE	W, 35-30
Oct. 1	at #11/10 Virginia Tech	W, 23-3
Oct. 8	BOSTON COLLEGE [RSN]	W, 36-14
Oct. 15	at Maryland	W, 56-45
Oct. 22	NORTH CAROLINA	W, 59-38
Oct. 29	at Georgia Tech [ABC]	L, 17-31
Nov. 12	WAKE FOREST	W, 31-28
Nov. 19	at North Carolina State	L, 13-37
Nov. 26	at #14/13 South Carolina [ESPN]	6:45 p.m.

FLORIDA ATLANTIC (0-10)		
Sept. 3	at #22/23 Florida [ESPN]	L, 3-41
Sept. 10	at #17/16 Michigan State [ESPN2]	L, 0-44
Sept. 24	at Auburn	L, 14-30
Oct. 1	at Louisiana-Lafayette	L, 34-37
Oct. 8	at North Texas [Sun Belt Net]	L, 17-31
Oct. 15	WESTERN KENTUCKY	L, 0-20
Oct. 22	MIDDLE TENNESSEE [SBN]	L, 14-38
Nov. 5	ARKANSAS STATE	L, 21-39
Nov. 12	at FIU	L, 7-41
Nov. 19	at Troy	L, 7-34
Nov. 26	UAB	3 p.m.
Dec. 3	ULM	3 p.m.

SOUTH CAROLINA (9-2)		
Sept. 3	EAST CAROLINA [SS]	W, 56-37
Sept. 10	at Georgia [ESPN]	W, 45-42
Sept. 17	NAVY [ESPN2]	W, 24-21
Sept. 24	VANDERBILT	W, 21-3
Oct. 1	AUBURN	L, 13-16
Oct. 8	KENTUCKY [SECN]	W, 54-3
Oct. 15	at Mississippi State [SECN]	W, 14-12
Oct. 29	at Tennessee [ESPN2]	W, 14-3
Nov. 5	at #8/8 Arkansas [ESPN]	L, 28-44
Nov. 12	FLORIDA	W, 17-12
Nov. 19	THE CITADEL [PPV]	W, 41-20
Nov. 26	#18/17 CLEMSON [ESPN]	6:45 p.m.

ARKANSAS (10-1)		
Sept. 3	MISSOURI STATE [PPV]	W, 51-7
Sept. 10	NEW MEXICO [ESPN]	W, 52-3
Sept. 17	TROY [CSS]	W, 38-28
Sept. 24	at #2/2 Alabama	L, 14-38
Oct. 1	#14/13 TEXAS A&M	W, 42-38
Oct. 8	#15/23 AUBURN [ESPN]	W, 38-14
Oct. 22	at Ole Miss [SECN]	W, 29-24
Oct. 29	at Vanderbilt [SECN]	W, 31-28
Nov. 5	#10/10 SOUTH CAROLINA [ESPN]	W, 44-28
Nov. 12	TENNESSEE	W, 49-7
Nov. 19	MISSISSIPPI STATE [CBS]	W, 44-17
Nov. 25	at #1/1 LSU [CBS]	1:30 p.m.

FLORIDA (6-5)		
Sept. 3	FLORIDA ATLANTIC [ESPNU]	W, 41-3
Sept. 10	UAB [Sports South]	W, 39-0
Sept. 17	TENNESSEE [CBS]	W, 33-23
Sept. 24	at Kentucky	W, 48-10
Oct. 1	#3/2 ALABAMA	L, 10-38
Oct. 8	at #1/2 LSU [CBS]	L, 11-41
Oct. 15	at #24 Auburn [ESPN]	L, 6-17
Oct. 29	vs. #22/21 Georgia [CBS]	L, 20-24
Nov. 5	VANDERBILT [SECN]	W, 26-21
Nov. 12	at #15/13 South Carolina [CBS]	L, 12-17
Nov. 19	FURMAN [PPV]	W, 54-32
Nov. 26	FLORIDA STATE [ESPN2]	6 p.m.

LSU (11-0)		
Sept. 3	vs. #3/3 Oregon [ABC]	W, 40-27
Sept. 10	NORTHWESTERN STATE [PPV]	W, 49-3
Sept. 15	at #25/25 Mississippi State [ESPN]	W, 16-6
Sept. 24	at #18/20 West Virginia	W, 47-21
Oct. 1	KENTUCKY	W, 35-7
Oct. 8	#17/18 FLORIDA [CBS]	W, 41-11
Oct. 15	at Tennessee [CBS]	W, 38-7
Oct. 22	#19/23 AUBURN [CBS]	W, 45-10
Nov. 5	at #2/2 Alabama [CBS]	W (OT), 9-6
Nov. 12	WESTERN KENTUCKY [ESPNU]	W, 42-9
Nov. 19	at Ole Miss [ESPN]	W, 52-3
Nov. 25	#3/3 ARKANSAS [CBS]	1:30 p.m.

OLE MISS (2-9)		
Sept. 3	BYU [ESPN]	L, 13-14
Sept. 10	SOUTHERN ILLINOIS [PPV]	W, 42-24
Sept. 17	at Vanderbilt [SEC Net]	L, 7-30
Sept. 24	GEORGIA	L, 13-27
Oct. 1	at Fresno State [ESPN2]	W, 38-28
Oct. 15	#2/3 ALABAMA [ESPN2]	L, 52-7
Oct. 22	#10/10 ARKANSAS [SECN]	L, 24-29
Oct. 29	at Auburn [ESPNU]	L, 23-41
Nov. 5	at Kentucky [ESPNU]	L, 13-30
Nov. 12	LOUISIANA TECH [CSS]	L, 7-27
Nov. 19	#1/1 LSU [ESPN]	L, 3-52
Nov. 26	Mississippi State [ESPNU]	6 p.m.

GEORGIA (9-2)		
Sept. 3	vs. #5/7 Boise State [ESPN]	L, 21-35
Sept. 10	#10/9 SOUTH CAROLINA [ESPN]	L, 42-45
Sept. 17	COASTAL CAROLINA [PPV]	W, 59-0
Sept. 24	at Ole Miss	W, 27-13
Oct. 1	MISSISSIPPI STATE	W, 24-10
Oct. 8	at Tennessee [ESPN2]	W, 20-12
Oct. 15	at Vanderbilt [FSN]	W, 33-28
Oct. 29	vs. Florida [CBS]	W, 24-20
Nov. 5	NEW MEXICO STATE [CSS]	W, 63-16
Nov. 12	#24/20 AUBURN [CBS]	W, 45-7
Nov. 19	KENTUCKY [SECN]	W, 19-10
Nov. 26	#25/21 Georgia Tech [ABC or ESPN]	12 p.m.

SAMFORD (6-5)		
Sept. 3	GEORGIA SOUTHERN	L, 17-31
Sept. 10	STILLMAN	W, 48-6
Sept. 24	at Wofford	L, 23-28
Oct. 1	GARDNER-WEBB	W, 41-14
Oct. 8	at Furman	W, 26-21
Oct. 15	ELON	W, 43-31
Oct. 22	at Appalachian State	L, 17-35
Oct. 29	WESTERN CAROLINA	W, 52-24
Nov. 5	CHATTANOOGA	L, 9-24
Nov. 12	at The Citadel	W, 19-14
Nov. 19	at Auburn [PPV]	L, 16-35

ALABAMA (10-1)		
Sept. 3	KENT STATE [SEC Net]	W, 48-7
Sept. 10	at #23/20 Penn State [ABC]	W, 27-11
Sept. 17	NORTH TEXAS [Sports South]	W, 41-0
Sept. 24	#14/13 ARKANSAS	W, 38-14
Oct. 1	at #12/12 Florida	W, 38-10
Oct. 8	VANDERBILT [ESPNU]	W, 34-0
Oct. 15	at Ole Miss [ESPN2]	W, 52-7
Oct. 22	TENNESSEE [ESPN]	W, 37-6
Nov. 5	#1/1 LSU [CBS]	L (OT), 6-9
Nov. 12	at Mississippi State [ESPN]	W, 24-7
Nov. 19	GEORGIA SOUTHERN [PPV]	W, 45-21
Nov. 26	at Auburn [CBS]	2:30 p.m.

ASSOCIATED PRESS TOP 25				
Rk	School (1st)	Record	Pts.	Prv.
1.	LSU (60)	11-0	1500	1
2.	Alabama	10-1	1440	3
3.	Arkansas	10-1	1376	6
4.	Stanford	10-1	1224	8
5.	Oklahoma State	10-1	1206	2
6.	Virginia Tech	10-1	1133	9
7.	Boise State	9-1	1025	10
8.	Houston	11-0	1018	11
9.	Oregon	9-2	1008	4
10.	USC	9-2	964	18
11.	Michigan State	9-2	876	12
12.	Oklahoma	8-2	819	5
13.	Georgia	9-2	815	13
14.	South Carolina	9-2	762	14
15.	Wisconsin	9-2	714	15
16.	Kansas State	9-2	682	16
17.	Michigan	9-2	527	20
18.	Clemson	9-2	515	7
19.	TCU	9-2	456	19
20.	Penn State	9-2	398	21
21.	Baylor	7-3	383	25
T22.	Nebraska	8-3	155	17
T22.	Notre Dame	8-3	155	24
24.	Virginia	8-3	147	NR
25.	Georgia Tech	8-3	77	NR

**OTHERS RECEIVING VOTES**  
West Virginia 37, Tulsa 34, Auburn 28, Southern Miss 12, Rutgers 6, Arkansas State 4, Iowa State 3, Cincinnati 1.

USA TODAY TOP 25				
Rk	School (1st)	Record	Pts.	Prv.
1.	LSU (59)	11-0	1475	1
2.	Alabama	10-1	1413	3
3.	Arkansas	10-1	1349	6
4.	Virginia Tech	10-1	1242	7
5.	Stanford	10-1	1222	9
6.	Oklahoma State	10-1	1156	2
7.	Houston	11-0	1075	10
8.	Boise State	9-1	982	11
9.	Oregon	9-2	933	4
10.	Michigan State	9-2	928	12
11.	Oklahoma	8-2	826	5
12.	Wisconsin	9-2	808	13
13.	South Carolina	9-2	806	14
14.	Georgia	9-2	803	15
15.	Kansas State	9-2	671	17
16.	Michigan	9-2	618	18
17.	Clemson	9-2	587	8
18.	TCU	9-2	494	19
19.	Penn State	9-2	455	21
20.	Baylor	7-3	302	NR
21.	Georgia Tech	8-3	203	T23
22.	Nebraska	8-3	165	16
23.	West Virginia	7-3	158	T23
24.	Notre Dame	8-3	156	25
25.	Virginia	8-3	154	NR

**OTHERS RECEIVING VOTES**  
Rutgers 54, Auburn 33, Southern Miss 25, Tulsa 23, BYU 21, Arkansas State 10, Northern Illinois 10, Missouri 8, Texas A&M 4, Utah 3, Florida State 1, Iowa State 1, Texas 1.

*2011 Auburn opponents in italics*

# Auburn Depth Chart

## Offense

<b>QB</b>	15 <b>Clint Moseley</b> (6-4/223/So./Leroy, Ala.) 14 Barrett Trotter (6-2/207/Jr./Birmingham, Ala.) 10 Kiehl Frazier (6-2/220/Fr./Springdale, Ark.)
<b>RB</b>	23 <b>Onterio McCalebb</b> (5-11/174/Jr./Fort Meade, Fla.) -OR- 5 <b>Michael Dyer</b> (5-9/210/So./Little Rock, Ark.) 21 Tre Mason (5-10/190/Fr./Lake Worth, Fla.)
<b>HB</b>	43 <b>Philip Lutzenkirchen</b> (6-5/250/Jr./Marietta, Ga.) 11 Brandon Fulse (6-4/238/Fr./Fort Meade, Fla.) 37 Ladarious Phillips (6-0/291/RFr./Roanoke, Ala.)
<b>WR</b>	80 <b>Emory Blake</b> (6-2/197/Jr./Austin, Texas) 3 DeAngelo Benton (6-2/203/Jr./Bastrop, La.)
<b>WR</b>	9 <b>Quindarius Carr</b> (6-1/185/Sr./Huntsville, Ala.) 1 Trovon Reed (6-0/183/RFr./Thibodaux, La.) 4 Quan Bray (5-10/185/Fr./LaGrange, Ga.)
<b>WR</b>	85 <b>Travante Stallworth</b> (5-9/190/Jr./Leesville, La.) 81 C.J. Uzomah (6-4/236/Fr./Suwanee, Ga.) 89 Jaylon Denson (6-3/197/Fr./Hoover, Ala.)
<b>LT</b>	77 <b>A.J. Greene</b> (6-5/295/Sr./Madison, Tenn.) 73 Greg Robinson (6-5/315/Fr./Thibodaux, La.)
<b>LG</b>	62 <b>Chad Slade</b> (6-5/308/RFr./Moody, Ala.) 57 Christian Westerman (6-3/280/Fr./Chandler, Ariz.)
<b>C</b>	50 <b>Reese Dismukes</b> (6-3/300/Fr./Spanish Fort, Ala.) 63 Blake Burgess (6-2/285/So./Vestavia Hills, Ala.) 65 Tunde Fariyike (6-2/290/RFr./Thomaston, Ga.)
<b>RG</b>	71 <b>John Sullen</b> (6-5/333/Jr./Auburn, Ala.) 60 Eric Mack (6-3/315/RFr./St. Matthews, S.C.)
<b>RT</b>	75 <b>Brandon Mosley</b> (6-6/310/Sr./Jefferson, Ga.) 67 Bobby Ingalls (6-7/325/Sr./Gardendale, Ala.)

## Special Teams

<b>PK</b>	36 <b>Cody Parkey</b> (6-0/190/So./Jupiter, Fla.) 29 Chandler Brooks (6-1/173/Sr./Huntsville, Ala.)
<b>P</b>	30 <b>Steven Clark</b> (6-5/226/So./Kansas City, Mo.) 29 Chandler Brooks (6-1/173/Sr./Huntsville, Ala.)
<b>DS</b>	61 <b>Josh Harris</b> (6-1/230/Sr./Carrollton, Ga.) 59 Jake Lembke (6-0/234/So./New Lenox, Ill.)
<b>H</b>	19 <b>Ryan White</b> (5-11/192/So./Tallahassee, Fla.) 29 Chandler Brooks (6-1/173/Sr./Huntsville, Ala.)

## Defense

<b>LE</b>	55 <b>Corey Lemonier</b> (6-4/240/So./Hialeah, Fla.) 13 Craig Sanders (6-4/260/So./Clio, Ala.)
<b>DT</b>	54 <b>Jeffrey Whitaker</b> (6-2/312/So./Warner Robins, Ga.) 98 Angelo Blackson (6-4/325/Fr./Bear, Del.) 74 Jamar Travis (6-0/294/Jr./Brewton, Ala.)
<b>DT</b>	90 <b>Gabe Wright</b> (6-3/316/Fr./Columbus, Ga.) 92 Kenneth Carter (6-4/290/So./Greenville, Ala.) 96 Devaunte Sigler (6-4/275/Fr./Mobile, Ala.)
<b>RE</b>	94 <b>Nosa Eguae</b> (6-3/258/So./Mansfield, Texas) 13 Craig Sanders (6-4/260/So./Clio, Ala.) 91 Joel Bonomolo (6-2/240/Jr./Metairie, La.)
<b>LLB</b>	35 <b>Jonathan Evans</b> (5-11/225/Jr./Prichard, Ala.) 38 Jawara White (6-2/230/RFr./Troy, Ala.)
<b>MLB</b>	21 <b>Eltoro Freeman</b> (5-11/228/Sr./Alexander City, Ala.) 5 Jake Holland (6-1/235/So./Pelham, Ala.)
<b>RLB</b>	25 <b>Daren Bates</b> (5-11/205/Jr./Memphis, Tenn.) 26 Justin Garrett (6-1/205/Fr./Tucker, Ga.)
<b>LC</b>	11 <b>Chris Davis</b> (5-11/188/So./Birmingham, Ala.) 27 Robenson Therezie (5-9/192/Fr./Miami, Fla.)
<b>S</b>	15 <b>Neiko Thorpe</b> (6-3/195/Sr./Tucker, Ga.) 14 Erique Florence (6-1/187/Fr./Valley, Ala.) 20 Drew Cole (5-11/190/Sr./Picayune, Miss.)
<b>S</b>	12 <b>Demetruce McNeal</b> (6-2/193/So./College Park, Ga.) 24 Ryan Smith (6-2/208/So./Cordova, Ala.) -OR- 16 Ikeem Means (6-0/205/Jr./Wetumpka, Ala.)
<b>RC</b>	6 <b>Jonathon Mincy</b> (5-10/180/RFr./Decatur, Ga.) 19 Ryan White (5-11/192/So./Tallahassee, Fla.) 28 Jonathan Rose (6-2/185/Fr./Leeds, Ala.)
<b>N</b>	32 <b>Jermaine Whitehead</b> (5-11/183/Fr./Greenwood, Miss.) 6 Jonathon Mincy (5-10/180/RFr./Decatur, Ga.)

## Special Teams

<b>PR</b>	4 <b>Quan Bray</b> (5-10/185/Fr./LaGrange, Ga.) 1 Trovon Reed (6-0/183/RFr./Thibodaux, La.)
<b>KR</b>	4 <b>Quan Bray</b> (5-10/185/Fr./LaGrange, Ga.) & 23 <b>Onterio McCalebb</b> (5-11/174/Jr./Fort Meade, Fla.) 21 Tre Mason (5-10/190/Fr./Lake Worth, Fla.)

# 2011 Auburn Football Alphabetical Roster

No.	Name	Pos.	Ht.	Wt.	Yr.	Hometown	No.	Name	Pos.	Ht.	Wt.	Yr.	Hometown
25	Daren Bates	LB	5-11	205	Jr.	Memphis, Tenn.	30	Daniel Pond	LB	6-1	215	Fr.	Spanish Fort, Ala.
22	T'Sharvan Bell	DB	6-0	182	Jr.	Kissimmee, Fla.	53	Jon-Morgan Poole	OL	6-4	275	Fr.	Valley, Ala.
3	DeAngelo Benton	WR	6-2	203	Jr.	Bastrop, La.	69	Ryan Preston	OL	6-1	275	RFr.	Oxford, Ala.
98	Angelo Blackson	DL	6-4	325	Fr.	Bear, Del.	65	Zach Rawden	DL	6-2	265	Fr.	College Park, Ga.
80	Emory Blake	WR	6-2	197	Jr.	Austin, Texas	1	Trovon Reed	WR	6-0	183	RFr.	Thibodaux, La.
22	Mike Blakely	RB	5-9	206	Fr.	Bradenton, Fla.	56	Ashton Richardson	LB	6-1	201	Sr.	New Orleans, La.
91	Joel Bonomolo	DE	6-2	240	Jr.	Metairie, La.	73	Greg Robinson	OL	6-5	305	Fr.	Thibodaux, La.
4	Quan Bray	WR	5-10	185	Fr.	LaGrange, Ga.	28	Jonathan Rose	DB	6-2	178	Fr.	Leeds, Ala.
29	Chandler Brooks	K	6-1	173	Sr.	Huntsville, Ala.	13	Craig Sanders	DE	6-4	260	So.	Clio, Ala.
87	Sam Brown	WR	6-2	215	Sr.	Birmingham, Ala.	64	Chase Seals	OL	6-7	282	RFr.	Auburn, Ala.
82	Xavier Brown	WR	6-3	214	So.	Pensacola, Fla.	42	Chandler Shakespeare	RB	5-10	197	So.	Oxford, Ala.
63/86	Blake Burgess	OL	6-3	285	So.	Vestavia Hills, Ala.	96	Devaunte Sigler	DL	6-3	263	Fr.	Mobile, Ala.
9	Quindarius Carr	WR	6-1	185	Sr.	Huntsville, Ala.	62	Chad Slade	OL	6-5	320	RFr.	Moody, Ala.
92	Kenneth Carter	DT	6-4	290	So.	Greenville, Ala.	39	Ellis Smith	P	5-11	200	Fr.	LaGrange, Ga.
68	Ed Christian	OL	6-5	321	RFr.	Valdosta, Ga.	24	Ryan Smith	DB	6-2	208	So.	Cordova, Ala.
30	Steven Clark	P	6-5	226	So.	Kansas City, Mo.	47	Jordan Spriggs	DB	5-9	194	RFr.	Mobile, Ala.
18	Sammie Coates	WR	6-2	178	Fr.	Leroy, Ala.	85	Travante Stallworth	WR	5-9	190	Jr.	Leesville, La.
20	Drew Cole	DB	5-11	190	Sr.	Picayune, Miss.	71	John Sullen	OL	6-5	333	Jr.	Auburn, Ala.
79	Jared Cooper	OL	6-4	296	Sr.	Brewton, Ala.	44	Anthony Swain	LB	6-2	205	Fr.	Gadsden, Ala.
11	Chris Davis	CB	5-11	188	So.	Birmingham, Ala.	49	Nathan Taylor	WR	5-10	178	Sr.	Fredericksburg, Va.
52	Justin Delaine	DE	6-5	238	RFr.	Linden, Ala.	27	Robenson Therezie	DB	5-9	192	Fr.	Miami, Fla.
89	Jaylon Denson	WR	6-3	197	Fr.	Hoover, Ala.	15	Neiko Thorpe	DB	6-3	191	Sr.	Tucker, Ga.
50	Reese Dismukes	C	6-3	285	Fr.	Spanish Fort, Ala.	74	Jamar Travis	DL	6-0	294	Jr.	Brewton, Ala.
48	Jake Drum	TE	6-5	253	Jr.	Hoover, Ala.	14	Barrett Trotter	QB	6-2	207	Fr.	Birmingham, Ala.
5	Michael Dyer	RB	5-9	210	So.	Little Rock, Ark.	81	C.J. Uzomah	WR	6-4	236	Fr.	Suwanee, Ga.
94	Nosa Eguae	DE	6-3	258	So.	Mansfield, Texas	99	Brian Walsh	DL	6-3	294	Fr.	Winter Springs, Fla.
35	Jonathan Evans	LB	5-11	225	Jr.	Prichard, Ala.	57	Christian Westerman	OL	6-3	277	Fr.	Chandler, Ariz.
65	Tunde Fariyike	OL	6-2	290	RFr.	Thomaston, Ga.	51	Jacob Westrich	LB	6-1	218	RFr.	Huntsville, Ala.
40	Clay Finkelstein	LB	6-2	180	Fr.	Montgomery, Ala.	54	Jeffrey Whitaker	DT	6-4	312	So.	Warner Robins, Ga.
31	Trent Fisher	DB	6-1	186	RFr.	Nashville, Tenn.	38	Jawara White	LB	6-2	230	RFr.	Troy, Ala.
14	Erique Florence	DB	6-1	179	Fr.	Valley, Ala.	19	Ryan White	DB	5-11	192	So.	Tallahassee, Fla.
95	Dee Ford	DE	6-2	240	Jr.	Odenville, Ala.	32	Jermaine Whitehead	DB	5-11	183	Fr.	Greenwood, Miss.
10	Kiehl Frazier	QB	6-2	220	Fr.	Springdale, Ark.	84	Jay Wisner	WR	6-2	190	Sr.	Bozeman, Mont.
21	Eltoro Freeman	LB	5-11	221	Sr.	Alexander City, Ala.	90	Gabe Wright	DL	6-3	316	Fr.	Columbus, Ga.
11	Brandon Fulse	TE	6-4	238	Fr.	Fort Meade, Fla.	47	Patrick Young	WR	6-4	185	Fr.	Trussville, Ala.
26	Justin Garrett	LB	6-1	198	Fr.	Tucker, Ga.							
20	Corey Grant	RB	5-11	193	RFr.	Opelika, Ala.							
77	A.J. Greene	OL	6-5	295	Sr.	Madison, Tenn.							
83	Cameron Groce	WR	6-4	230	RFr.	Gardendale, Ala.							
86	Garrett Harper	WR	5-9	180	Fr.	Springdale, Ark.							
45	Keymiya Harrell	DE	6-4	225	Fr.	Plantersville, Ala.							
61	Josh Harris	DS	6-1	224	Sr.	Carrollton, Ga.							
64	Forrest Hill	DS	6-1	230	RFr.	Morrow, Ga.							
5	Jake Holland	LB	6-1	235	So.	Pelham, Ala.							
45	Davis Hooper	RB	5-11	215	Sr.	Montgomery, Ala.							
40	Chris Humphries	FB	6-2	223	Sr.	Somerville, Ala.							
67/97	Bobby Ingalls	OL	6-7	325	Sr.	Gardendale, Ala.							
72	Barrett Kernon	OL	6-4	268	Fr.	Daytona Beach, Fla.							
33	Chris Landrum	LB	6-3	235	Fr.	Sweet Water, Ala.							
59	Jake Lembke	DS	6-2	236	So.	New Lenox, Ill.							
55	Corey Lemonier	DE	6-4	228	So.	Hialeah, Fla.							
43	Philip Lutzenkirchen	TE	6-5	250	Jr.	Marietta, Ga.							
60	Eric Mack	OL	6-4	330	RFr.	St. Matthews, S.C.							
21	Tre Mason	RB	5-10	190	Fr.	Lake Worth, Fla.							
23	Onterio McCalebb	RB	5-11	174	Jr.	Fort Meade, Fla.							
12	Demetruce McNeal	DB	6-2	193	So.	College Park, Ga.							
16	Ikeem Means	DB	6-0	205	Jr.	Wetumpka, Ala.							
6	Jonathon Mincy	DB	5-10	180	RFr.	Decatur, Ga.							
8	Anthony Morgan	RB	5-11	195	Jr.	Brantley, Ala.							
15	Clint Moseley	QB	6-4	213	So.	Leroy, Ala.							
75	Brandon Mosley	OL	6-6	305	Sr.	Jefferson, Ga.							
93	Ja'Brian Niles	DL	6-2	297	Fr.	Mobile, Ala.							
66	Thomas O'Reilly	OL	6-3	325	Fr.	Marietta, Ga.							
10	La'Darius Owens	DE	6-2	237	RFr.	Bessemer, Ala.							
36	Cody Parkey	K	6-0	190	So.	Jupiter, Fla.							
18	Logan Paul	QB	6-0	184	RFr.	Gulf Shores, Ala.							
78	Aubrey Phillips	OL	6-5	336	RFr.	Olive Branch, Miss.							
37	Ladarius Phillips	FB	6-0	291	RFr.	Roanoke, Ala.							

\* Blake Burgess will wear No. 63 and No. 86.

\* Bobby Ingalls will wear No. 67 and No. 97.

### Pronunciation Guide

94	<b>NOSA EGUA</b> E	No-suh E-gway
65	<b>TUNDE FARIYIKE</b>	Tune-Day Fa-ree-kay
14	<b>ERIQUE</b> Florence	E-ree-kay
10	<b>KIEHL</b> Frazier	Kyle
45	<b>KEYMIYA</b> Harrell	Ka-my-ah
55	Corey <b>LEMONIER</b>	Lemon-ear
43	Philip <b>LUTZENKIRCHEN</b>	Lutz-in-kir-ken
93	<b>JABRIAN</b> Niles	Ja-Brian
96	<b>DEVAUNTE</b> Sigler	De-Vaun-tay
85	<b>TRAVANTE</b> Stallworth	Tra-von-tay
27	Robenson <b>THEREZIE</b>	Tha-ree-zee
15	<b>NEIKO</b> Thorpe	Knee-ko
81	<b>C.J. UZOMAH</b>	You-zah-mah
38	<b>JAWARA</b> White	Ja-war-a

# 2011 Auburn Football Game Notes

No.	Name	Pos.	Ht.	Wt.	Yr.	Hometown	No.	Name	Pos.	Ht.	Wt.	Yr.	Hometown
1	Trovon Reed	WR	6-0	183	RFr.	Thibodaux, La.	62	Chad Slade	OL	6-5	320	RFr.	Moody, Ala.
3	DeAngelo Benton	WR	6-2	203	Jr.	Bastrop, La.	63/86	Blake Burgess	OL	6-3	285	So.	Vestavia Hills, Ala.
4	Quan Bray	WR	5-10	185	Fr.	LaGrange, Ga.	64	Forrest Hill	DS	6-1	230	RFr.	Morrow, Ga.
5	Michael Dyer	RB	5-9	210	So.	Little Rock, Ark.	64	Chase Seals	OL	6-7	282	RFr.	Auburn, Ala.
5	Jake Holland	LB	6-1	235	So.	Pelham, Ala.	65	Tunde Fariyike	OL	6-2	290	RFr.	Thomaston, Ga.
6	Jonathon Mincy	DB	5-10	180	RFr.	Decatur, Ga.	65	Zach Rawden	DL	6-2	265	Fr.	College Park, Ga.
8	Anthony Morgan	RB	5-11	195	Jr.	Brantley, Ala.	66	Thomas O'Reilly	OL	6-3	325	Fr.	Marietta, Ga.
9	Quindarius Carr	WR	6-1	185	Sr.	Huntsville, Ala.	67/97	Bobby Ingalls	OL	6-7	325	Sr.	Gardendale, Ala.
10	Kiehl Frazier	QB	6-2	220	Fr.	Springdale, Ark.	68	Ed Christian	OL	6-5	321	RFr.	Valdosta, Ga.
10	LaDarius Owens	DE	6-2	237	RFr.	Bessemer, Ala.	69	Ryan Preston	OL	6-1	275	RFr.	Oxford, Ala.
11	Chris Davis	CB	5-11	188	So.	Birmingham, Ala.	71	John Sullen	OL	6-5	333	Jr.	Auburn, Ala.
11	Brandon Fulse	TE	6-4	238	Fr.	Fort Meade, Fla.	72	Barrett Kernon	OL	6-4	268	Fr.	Daytona Beach, Fla.
12	Demetruce McNeal	DB	6-2	193	So.	College Park, Ga.	73	Greg Robinson	OL	6-5	305	Fr.	Thibodaux, La.
13	Craig Sanders	DE	6-4	260	So.	Clio, Ala.	74	Jamar Travis	DL	6-0	294	Jr.	Brewton, Ala.
14	Erique Florence	DB	6-1	179	Fr.	Valley, Ala.	75	Brandon Mosley	OL	6-6	305	Sr.	Jefferson, Ga.
14	Barrett Trotter	QB	6-2	207	Jr.	Birmingham, Ala.	77	A.J. Greene	OL	6-5	295	Sr.	Madison, Tenn.
15	Clint Moseley	QB	6-4	213	So.	Leroy, Ala.	78	Aubrey Phillips	OL	6-5	336	RFr.	Olive Branch, Miss.
15	Neiko Thorpe	DB	6-3	191	Sr.	Tucker, Ga.	79	Jared Cooper	OL	6-4	296	Sr.	Brewton, Ala.
16	Ikeem Means	DB	6-0	205	Jr.	Wetumpka, Ala.	80	Emory Blake	WR	6-2	197	Jr.	Austin, Texas
18	Sammie Coates	WR	6-2	178	Fr.	Leroy, Ala.	81	C.J. Uzomah	WR	6-4	236	Fr.	Suwanee, Ga.
18	Logan Paul	QB	6-0	184	RFr.	Gulf Shores, Ala.	82	Xavier Brown	WR	6-3	214	So.	Pensacola, Fla.
19	Ryan White	DB	5-11	192	So.	Tallahassee, Fla.	83	Cameron Groce	TE	6-4	230	RFr.	Gardendale, Ala.
20	Drew Cole	DB	5-11	190	Sr.	Picayune, Miss.	84	Jay Wisner	WR	6-2	190	Sr.	Bozeman, Mont.
20	Corey Grant	RB	5-11	193	RFr.	Opelika, Ala.	85	Travante Stallworth	WR	5-9	190	Jr.	Leesville, La.
21	Eltoro Freeman	LB	5-11	221	Sr.	Alexander City, Ala.	86	Garrett Harper	WR	5-9	180	Fr.	Springdale, Ark.
21	Tre Mason	RB	5-10	190	Fr.	Lake Worth, Fla.	87	Sam Brown	WR	6-2	215	Sr.	Birmingham, Ala.
22	T'Sharvan Bell	DB	6-0	182	Jr.	Kissimmee, Fla.	89	Jaylon Denson	WR	6-3	197	Fr.	Hoover, Ala.
22	Mike Blakely	RB	5-9	206	Fr.	Bradenton, Fla.	90	Gabe Wright	DL	6-3	316	Fr.	Columbus, Ga.
23	Onterio McCalebb	RB	5-11	174	Jr.	Fort Meade, Fla.	91	Joel Bonomolo	DE	6-2	240	Jr.	Metairie, La.
24	Ryan Smith	DB	6-2	208	So.	Cordova, Ala.	92	Kenneth Carter	DT	6-4	290	So.	Greenville, Ala.
25	Daren Bates	LB	5-11	205	Jr.	Memphis, Tenn.	93	Ja'Brian Niles	DL	6-2	297	Fr.	Mobile, Ala.
26	Justin Garrett	LB	6-1	198	Fr.	Tucker, Ga.	94	Nosa Eguae	DE	6-3	258	So.	Mansfield, Texas
27	Robenson Therezie	DB	5-9	192	Fr.	Miami, Fla.	95	Dee Ford	DE	6-2	240	Jr.	Odenville, Ala.
28	Jonathan Rose	DB	6-2	178	Fr.	Leeds, Ala.	96	Devaunte Sigler	DL	6-3	263	Fr.	Mobile, Ala.
29	Chandler Brooks	K	6-1	173	Sr.	Huntsville, Ala.	98	Angelo Blackson	DL	6-4	325	Fr.	Bear, Del.
30	Steven Clark	P	6-5	226	So.	Kansas City, Mo.	99	Brian Walsh	DL	6-3	294	Fr.	Winter Springs, Fla.
30	Daniel Pond	LB	6-1	215	Fr.	Spanish Fort, Ala.							
31	Trent Fisher	DB	6-1	186	RFr.	Nashville, Tenn.							
32	Jermaine Whitehead	DB	5-11	183	Fr.	Greenwood, Miss.							
33	Chris Landrum	LB	6-3	235	Fr.	Sweet Water, Ala.							
35	Jonathan Evans	LB	5-11	225	Jr.	Prichard, Ala.							
36	Cody Parkey	K	6-0	190	So.	Jupiter, Fla.							
37	Ladarius Phillips	FB	6-0	291	RFr.	Roanoke, Ala.							
38	Jawara White	LB	6-2	230	RFr.	Troy, Ala.							
39	Ellis Smith	P	5-11	200	Fr.	LaGrange, Ga.							
40	Clay Finkelstein	LB	6-2	180	Fr.	Montgomery, Ala.							
40	Chris Humphries	FB	6-2	223	Sr.	Somerville, Ala.							
42	Chandler Shakespeare	RB	5-10	197	So.	Oxford, Ala.							
43	Philip Lutzenkirchen	TE	6-5	250	Jr.	Marietta, Ga.							
44	Anthony Swain	LB	6-2	205	Fr.	Gadsden, Ala.							
45	Keymiya Harrell	DE	6-4	225	Fr.	Plantersville, Ala.							
45	Davis Hooper	RB	5-11	215	Sr.	Montgomery, Ala.							
47	Jordan Spriggs	DB	5-9	194	RFr.	Mobile, Ala.							
47	Patrick Young	WR	6-4	185	Fr.	Trussville, Ala.							
48	Jake Drum	TE	6-5	253	Jr.	Hoover, Ala.							
49	Nathan Taylor	WR	5-10	178	Sr.	Fredericksburg, Va.							
50	Reese Dismukes	C	6-3	285	Fr.	Spanish Fort, Ala.							
51	Jacob Westrich	LB	6-1	218	RFr.	Huntsville, Ala.							
52	Justin Delaine	DE	6-5	238	RFr.	Linden, Ala.							
53	Jon-Morgan Poole	OL	6-4	275	Fr.	Valley, Ala.							
54	Jeffrey Whitaker	DT	6-4	312	So.	Warner Robins, Ga.							
55	Corey Lemonier	DE	6-4	228	So.	Hialeah, Fla.							
56	Ashton Richardson	LB	6-1	201	Sr.	New Orleans, La.							
57	Christian Westerman	OL	6-3	277	Fr.	Chandler, Ariz.							
59	Jake Lembke	DS	6-2	236	So.	New Lenox, Ill.							
60	Eric Mack	OL	6-4	330	RFr.	St. Matthews, S.C.							
61	Josh Harris	DS	6-1	224	Sr.	Carrollton, Ga.							

\* Blake Burgess will wear No. 63 and No. 86.

\* Bobby Ingalls will wear No. 67 and No. 97.

### Pronunciation Guide

94	<b>NOSA EGUAE</b>	No-suh E-gway
65	<b>TUNDE FARIYIKE</b>	Tune-Day Fa-ree-kay
14	<b>ERIQUE</b> Florence	E-ree-kay
10	<b>KIEHL</b> Frazier	Kyle
45	<b>KEYMIYA</b> Harrell	Ka-my-ah
55	<b>COREY LEMONIER</b>	Lemon-ear
43	<b>PHILIP LUTZENKIRCHEN</b>	Lutz-in-kir-ken
93	<b>JABRIAN</b> Niles	Ja-Brian
96	<b>DEVAUNTE</b> Sigler	De-Vaun-tay
85	<b>TRAVANTE</b> Stallworth	Tra-von-tay
27	<b>ROBENSON THEREZIE</b>	Tha-ree-zee
15	<b>NEIKO</b> Thorpe	Knee-ko
81	<b>C.J. UZOMAH</b>	You-zah-mah
38	<b>JAWARA</b> White	Ja-war-a

# 2011 Auburn Football Honors & Awards

---

## DAREN BATES

- ▶ Phil Steele Preseason All-SEC Fourth Team

## EMORY BLAKE

- ▶ Biletnikoff Award Watch List
- ▶ Coaches Preseason All-SEC Third Team
- ▶ Phil Steele Midseason All-SEC Third Team

## STEVEN CLARK

- ▶ Ray Guy Award Semifinalist
- ▶ SEC Special Teams Player of the Week (10/3)
- ▶ SEC Special Teams Player of the Week (10/17)

## MICHAEL DYER

- ▶ Maxwell Award Watch List
- ▶ Doak Walker Award Watch List
- ▶ SEC Offensive Player of the Week (10/31)
- ▶ Coaches Preseason All-SEC Second Team
- ▶ Sports Illustrated Preseason All-SEC Team
- ▶ Phil Steele Preseason All-SEC Second Team
- ▶ Phil Steele Midseason All-SEC Second Team
- ▶ Phil Steele Midseason Honorable Mention All-American

## COREY LEMONIER

- ▶ SEC Defensive Player of the Week (10/17)
- ▶ Coaches Preseason All-SEC Third Team
- ▶ Phil Steele Midseason All-SEC First Team
- ▶ Phil Steele Midseason Honorable Mention All-American

## PHILIP LUTZENKIRCHEN

- ▶ Mackey Award Watch List
- ▶ Coaches Preseason All-SEC Third Team
- ▶ Sports Illustrated Preseason All-SEC Team
- ▶ Phil Steele Preseason All-SEC Third Team

## TRE MASON

- ▶ SEC Co-Freshman of the Week (9/5)
- ▶ Phil Steele Midseason All-SEC First Team
- ▶ Phil Steele Midseason All-America Third Team

## ONTERRIO MCCALEBB

- ▶ Coaches Preseason All-SEC Third Team

## BRANDON MOSLEY

- ▶ Coaches Preseason All-SEC Second Team
- ▶ Phil Steele Midseason All-SEC Second Team

## CODY PARKEY

- ▶ Phil Steele Midseason All-SEC Third Team

## NEIKO THORPE

- ▶ Coaches Preseason All-SEC Third Team
- ▶ Phil Steele Midseason All-SEC Third Team

# 2011 Season Stats

RECORD	OVERALL	HOME	AWAY	NEUTRAL
ALL GAMES	7-4	6-0	1-4	0-0
CONFERENCE	4-3	3-0	1-3	0-0
NON-CONFERENCE	3-1	3-0	0-1	0-0

DATE	OPPONENT	W/L	SCORE	ATTEND
09/03/2011	UTAH STATE	W	42-38	85,245
09/10/2011	MISSISSIPPI STATE*	W	41-34	87,451
09/17/2011	at Clemson	L	24-38	82,000
09/24/2011	FLORIDA ATLANTIC	W	30-14	82,249
10/01/2011	at South Carolina*	W	16-13	81,767
10/08/2011	at Arkansas*	L	14-38	74,191
10/15/2011	FLORIDA*	W	17-6	87,451
10/22/2011	at LSU*	L	10-45	93,098
10/29/2011	OLE MISS*	W	41-23	85,357
11/12/2011	at Georgia*	L	7-45	92,746
11/19/2011	SAMFORD	W	35-16	85,357
11/26/2011	ALABAMA*			

TEAM STATISTICS	AU	OPP
SCORING	277	310
Points Per Game	25.2	28.2
FIRST DOWNS	196	247
Rushing	107	123
Passing	78	110
Penalty	11	14
RUSHING YARDAGE	2019	2124
Yards gained rushing	2331	2388
Yards lost rushing	312	264
Rushing Attempts	457	466
Average Per Rush	4.4	4.6
Average Per Game	183.5	193.1
TDs Rushing	16	17
PASSING YARDAGE	1779	2348
Comp-Att-Int	141-249-12	206-331-10
Average Per Pass	7.1	7.1
Average Per Catch	12.6	11.4
Average Per Game	161.7	213.5
TDs Passing	16	18
TOTAL OFFENSE	3798	4472
Total Plays	706	797
Average Per Play	5.4	5.6
Average Per Game	345.3	406.5
KICK RETURNS: #-Yards	46-1081	25-546
PUNT RETURNS: #-Yards	20-138	8-41
INT RETURNS: #-Yards	10-175	12-196
KICK RETURN AVERAGE	23.5	21.8
PUNT RETURN AVERAGE	6.9	5.1
INT RETURN AVERAGE	17.5	16.3
FUMBLES-LOST	13-7	24-10
PENALTIES-Yards	65-571	66-494
Average Per Game	51.9	44.9
PUNTS-Yards	64-2583	53-2272
Average Per Punt	40.4	42.9
Net punt average	39.1	40.3
TIME OF POSSESSION/Game	27:38	32:22
3RD-DOWN Conversions	54/145	75/160
3rd-Down Pct	37%	47%
4TH-DOWN Conversions	3/7	7/10
4th-Down Pct	43%	70%
SACKS BY-Yards	20-102	28-179
MISC YARDS	0	0
TOUCHDOWNS SCORED	35	38
FIELD GOALS-ATTEMPTS	11-15	15-16
ON-SIDE KICKS	1-1	0-0
RED-ZONE SCORES	(26-30) 87%	(37-42) 88%
RED-ZONE TOUCHDOWNS	(19-30) 63%	(27-42) 64%
PAT-ATTEMPTS	(34-35) 97%	(35-36) 97%
ATTENDANCE	513090	423802
Games/Avg Per Game	6/85515	5/84760
Neutral Site Games		0/0

SCORE BY QUARTERS	1st	2nd	3rd	4th	OT	Total
AUBURN	100	47	61	69	0	277
Opponents	72	116	61	61	0	310

RUSHING	GP	Att	Gain	Loss	Net	Avg	TD	Long	Avg/G
Michael Dyer	11	229	1244	50	1194	5.2	10	55	108.5
Onterio McCalebb	11	97	570	44	526	5.4	4	21	47.8
Kiehl Frazier	11	52	251	7	244	4.7	1	22	22.2
Tre Mason	10	16	92	5	87	5.4	0	18	8.7
Barrett Trotter	8	31	99	69	30	1.0	0	15	3.8
Quan Bray	11	8	25	9	16	2.0	0	8	1.5
Trovon Reed	8	2	12	0	12	6.0	0	10	1.5
TEAM	3	2	0	18	-18	-9.0	0	0	-6.0
Clint Moseley	8	20	38	110	-72	-3.6	1	22	-9.0
<b>Total</b>	<b>11</b>	<b>457</b>	<b>2331</b>	<b>312</b>	<b>2019</b>	<b>4.4</b>	<b>16</b>	<b>55</b>	<b>183.5</b>
<b>Opponents</b>	<b>11</b>	<b>466</b>	<b>2388</b>	<b>264</b>	<b>2124</b>	<b>4.6</b>	<b>17</b>	<b>92</b>	<b>193.1</b>

PASSING	G	Effic	Cmp-Att-Int	Pct	Yds	TD	Lng	Avg/G
Barrett Trotter	8	125.34	81-149-6	54.4	1009	10	56	126.1
Clint Moseley	8	148.82	54-86-2	62.8	732	5	45	91.5
Kiehl Frazier	11	38.56	5-10-2	50.0	34	0	14	3.1
C.J. Uzomah	11	87.87	1-3-1	33.3	4	1	4	0.4
Ryan White	10	-200.00	0-1-1	0.0	0	0	0	0.0
<b>Total</b>	<b>11</b>	<b>128.21</b>	<b>141-249-12</b>	<b>56.6</b>	<b>1779</b>	<b>16</b>	<b>56</b>	<b>161.7</b>
<b>Opponents</b>	<b>11</b>	<b>133.73</b>	<b>206-331-10</b>	<b>62.2</b>	<b>2348</b>	<b>18</b>	<b>65</b>	<b>213.5</b>

RECEIVING	G	No.	Yds	Avg	TD	Long	Avg/G
Emory Blake	9	30	505	16.8	5	56	56.1
Onterio McCalebb	11	28	274	9.8	1	51	24.9
Philip Lutzenkirchen	10	22	218	9.9	7	32	21.8
Trovon Reed	8	19	161	8.5	0	25	20.1
Travante Stallworth	11	13	214	16.5	1	44	19.5
Quan Bray	11	9	59	6.6	0	14	5.4
Quindarius Carr	11	8	173	21.6	1	45	15.7
DeAngelo Benton	11	7	136	19.4	1	41	12.4
Brandon Fulse	11	2	12	6.0	0	13	1.1
Michael Dyer	11	2	7	3.5	0	6	0.6
Jay Wisner	10	1	20	20.0	0	20	2.0
<b>Total</b>	<b>11</b>	<b>141</b>	<b>1779</b>	<b>12.6</b>	<b>16</b>	<b>56</b>	<b>161.7</b>
<b>Opponents</b>	<b>11</b>	<b>206</b>	<b>2348</b>	<b>11.4</b>	<b>18</b>	<b>65</b>	<b>213.5</b>

PUNT RETURNS	No.	Yds	Avg	TD	Long
Quan Bray	12	96	8.0	0	24
Trovon Reed	8	42	5.2	0	9
<b>Total</b>	<b>20</b>	<b>138</b>	<b>6.9</b>	<b>0</b>	<b>24</b>
<b>Opponents</b>	<b>8</b>	<b>41</b>	<b>5.1</b>	<b>0</b>	<b>22</b>

INTERCEPTIONS	No.	Yds	Avg	TD	Long
Neiko Thorpe	3	66	22.0	0	46
D. McNeal	2	43	21.5	1	43
T'Sharvan Bell	2	41	20.5	0	41
Ikeem Means	1	0	0.0	0	0
Jake Holland	1	0	0.0	0	0
J. Whitehead	1	25	25.0	1	25
<b>Total</b>	<b>10</b>	<b>175</b>	<b>17.5</b>	<b>2</b>	<b>46</b>
<b>Opponents</b>	<b>12</b>	<b>196</b>	<b>16.3</b>	<b>3</b>	<b>29</b>

KICK RETURNS	No.	Yds	Avg	TD	Long
Tre Mason	24	633	26.4	1	97
Onterio McCalebb	7	184	26.3	0	45
Quan Bray	6	129	21.5	0	33
Robensen Therezie	5	112	22.4	0	36
Craig Sanders	2	14	7.0	0	9
Brandon Fulse	2	9	4.5	0	7
<b>Total</b>	<b>46</b>	<b>1081</b>	<b>23.5</b>	<b>1</b>	<b>97</b>
<b>Opponents</b>	<b>25</b>	<b>546</b>	<b>21.8</b>	<b>0</b>	<b>36</b>

FUMBLE RETURNS	No.	Yds	Avg	TD	Long
Corey Lemonier	1	9	9.0	0	9
<b>Total</b>	<b>1</b>	<b>9</b>	<b>9.0</b>	<b>0</b>	<b>9</b>
<b>Opponents</b>	<b>0</b>	<b>0</b>	<b>0.0</b>	<b>0</b>	<b>0</b>

# 2011 Season Stats

SCORING	TD	FGs	PATs					Saf	Points
			Kick	Rush	Rcv	Pass	DXP		
Cody Parkey	0	11-15	34-35	0-0	0	0-0	0	0	67
Michael Dyer	10	0-0	0-0	0-0	0	0-0	0	0	60
Philip Lutzenkirchen	7	0-0	0-0	0-0	0	0-0	0	0	42
Emory Blake	5	0-0	0-0	0-0	0	0-0	0	0	30
Onterio McCalebb	5	0-0	0-0	0-0	0	0-0	0	0	30
Travante Stallworth	1	0-0	0-0	0-0	0	0-0	0	0	6
Quindarius Carr	1	0-0	0-0	0-0	0	0-0	0	0	6
DeAngelo Benton	1	0-0	0-0	0-0	0	0-0	0	0	6
Kiehl Frazier	1	0-0	0-0	0-0	0	0-0	0	0	6
Clint Moseley	1	0-0	0-0	0-0	0	0-0	0	0	6
Demetruce McNeal	1	0-0	0-0	0-0	0	0-0	0	0	6
Tre Mason	1	0-0	0-0	0-0	0	0-0	0	0	6
Jermaine Whitehead	1	0-0	0-0	0-0	0	0-0	0	0	6
<b>Total</b>	<b>35</b>	<b>11-15</b>	<b>34-35</b>	<b>0-0</b>	<b>0</b>	<b>0-0</b>	<b>0</b>	<b>0</b>	<b>277</b>
<b>Opponents</b>	<b>38</b>	<b>15-16</b>	<b>35-36</b>	<b>0-0</b>	<b>1</b>	<b>1-1</b>	<b>0</b>	<b>0</b>	<b>310</b>

TOTAL OFFENSE	.G	Plays	Rush	Pass	Total	Avg/G
Michael Dyer	11	229	1194	0	1194	108.5
Barrett Trotter	8	180	30	1009	1039	129.9
Clint Moseley	8	106	-72	732	660	82.5
Onterio McCalebb	11	97	526	0	526	47.8
Kiehl Frazier	11	62	244	34	278	25.3
Tre Mason	10	16	87	0	87	8.7
Quan Bray	11	8	16	0	16	1.5
Trovon Reed	8	2	12	0	12	1.5
C.J. Uzomah	11	3	0	4	4	0.4
TEAM	3	2	-18	0	-18	-6.0
<b>Total</b>	<b>11</b>	<b>706</b>	<b>2019</b>	<b>1779</b>	<b>3798</b>	<b>345.3</b>
<b>Opponents</b>	<b>11</b>	<b>797</b>	<b>2124</b>	<b>2348</b>	<b>4472</b>	<b>406.5</b>

FIELD GOALS	.FGM-FGA	Pct.	01-19	20-29	30-39	40-49	50-59	Lg	Blk
Cody Parkey	11-15	73.3	0-0	1-1	5-6	5-8	0-0	43	0

FG SEQUENCE	Auburn	OPPONENTS
Utah State	-	(34)
Mississippi State	(43), (37)	(27), (32)
Clemson	(38)	(38)
Florida Atlantic	(41), (31), (37), 47	(39), (43)
South Carolina	(21)	-
Arkansas	-	34, (36)
Florida	45, 42, (42)	(47), (25)
LSU	(42)	(36)
Ole Miss	(40), (31)	(39)
Georgia	-	(26)
Samford	32	(40), (28), (37)
Alabama		

Numbers in (parentheses) indicate field goal was made.

PUNTING	No.	Yds	Avg	Long	TB	FC	I20	Blkd
Steven Clark	64	2583	40.4	58	2	33	30	0
<b>Total</b>	<b>64</b>	<b>2583</b>	<b>40.4</b>	<b>58</b>	<b>2</b>	<b>33</b>	<b>30</b>	<b>0</b>
<b>Opponents</b>	<b>53</b>	<b>2272</b>	<b>42.9</b>	<b>67</b>	<b>0</b>	<b>12</b>	<b>15</b>	<b>0</b>

KICKOFFS	No.	Yds	Avg	TB	OB	Retn	Net	YdLn
Cody Parkey	56	3848	68.7	31	0			
<b>Total</b>	<b>56</b>	<b>3848</b>	<b>68.7</b>	<b>31</b>	<b>0</b>	<b>546</b>	<b>47.9</b>	<b>22</b>
<b>Opponents</b>	<b>63</b>	<b>3938</b>	<b>62.5</b>	<b>12</b>	<b>3</b>	<b>1081</b>	<b>41.5</b>	<b>28</b>

ALL PURPOSE	.G	Rush	Rec	PR	KOR	IR	Tot	Avg/G
Michael Dyer	11	1194	7	0	0	0	1201	109.2
Onterio McCalebb	11	526	274	0	184	0	984	89.5
Tre Mason	10	87	0	0	633	0	720	72.0
Emory Blake	9	0	505	0	0	0	505	56.1
Quan Bray	11	16	59	96	129	0	300	27.3
Kiehl Frazier	11	244	0	0	0	0	244	22.2
Philip Lutzenkirchen	10	0	218	0	0	0	218	21.8
Trovon Reed	8	12	161	42	0	0	215	26.9
Travante Stallworth	11	0	214	0	0	0	214	19.5
Quindarius Carr	11	0	173	0	0	0	173	15.7
DeAngelo Benton	11	0	136	0	0	0	136	12.4
Robensen Therizie	11	0	0	0	112	0	112	10.2
Neiko Thorpe	11	0	0	0	0	66	66	6.0
Demetruce McNeal	11	0	0	0	0	43	43	3.9
T'Sharvan Bell	10	0	0	0	0	41	41	4.1
Barrett Trotter	8	30	0	0	0	0	30	3.8
Jermaine Whitehead	11	0	0	0	0	25	25	2.3
Brandon Fulse	11	0	12	0	9	0	21	1.9
Jay Wisner	10	0	20	0	0	0	20	2.0
Craig Sanders	11	0	0	0	14	0	14	1.3
TEAM	3	-18	0	0	0	0	-18	-6.0
Clint Moseley	8	-72	0	0	0	0	-72	-9.0
<b>Total</b>	<b>11</b>	<b>2019</b>	<b>1779</b>	<b>138</b>	<b>1081</b>	<b>175</b>	<b>5192</b>	<b>472.0</b>
<b>Opponents</b>	<b>11</b>	<b>2124</b>	<b>2348</b>	<b>41</b>	<b>546</b>	<b>196</b>	<b>5255</b>	<b>477.7</b>

# 2011 Season Stats

## Defensive Statistics

DEFENSIVE LEADERS	GP	-----Tackles-----			TFL/Yds	-Sacks-	-----Pass Def-----			----Fumbles----		Bkld Kick	Saf
		Solo	Ast	Total			No-Yards	Int-Yds	BrUp	QBH	Rcv-Yds		
25 Daren Bates	.11	48	38	86	7.0-25	2.5-15	.	3	9	1-0	.	.	.
15 Neiko Thorpe	.11	39	46	85	0.5-1	.	3-66	5	.	1-0	.	.	.
12 Demetruce McNeal	.11	36	28	64	1.0-4	.	2-43	2	.	.	2	.	.
21 Eltoro Freeman	.10	28	22	50	9.5-30	3.0-9	.	2	2	2-0	2	.	.
11 Chris Davis	.09	25	23	48	.	.	.	3	.	.	.	.	.
22 T'Sharvan Bell	.10	35	10	45	2.0-5	1.0-4	2-41	7	.	.	1	.	.
5 Jake Holland	.10	24	17	41	3.5-14	.	1-0	1	4	.	1	.	.
55 Corey Lemonier	.11	22	18	40	12.5-69	8.5-56	.	.	15	1-9	4	1	.
35 Jonathan Evans	.08	17	18	35	1.0-1	.	.	.	.	.	.	.	.
94 Nosa Eguae	.11	21	13	34	5.0-14	.	.	1	12	1-0	.	.	.
32 Jermaine Whitehead	.11	19	9	28	1.5-10	.	1-25	3	.	.	.	.	.
38 Jawara White	.09	10	13	23	2.5-4	.	.	.	.	.	.	.	.
14 Erique Florence	.11	16	6	22	1.0-1	1.0-1	.	1	.	.	1	.	.
54 Jeffrey Whitaker	.11	15	5	20	1.5-3	.	.	.	3	1-0	1	.	.
24 Ryan Smith	.11	11	7	18	1.5-2	.	.	.	.	.	.	.	.
92 Kenneth Carter	.11	8	10	18	0.5-0	.	.	.	2	.	.	.	.
19 Ryan White	.10	13	4	17	.	.	.	3	.	.	.	.	.
6 Jonathon Mincy	.11	14	3	17	.	.	.	2	.	1-0	.	.	.
27 Robensen Therezie	.11	10	5	15	.	.	.	1	.	.	.	.	.
13 Craig Sanders	.11	8	4	12	4.0-16	1.0-5	.	.	3	.	1	.	.
90 Gabe Wright	.11	5	6	11	2.0-7	.	.	.	3	.	1	.	.
96 Devaunte Sigler	.11	6	4	10	1.5-3	1.0-3	.	.	1	.	.	.	.
26 Justin Garrett	.06	6	3	9	1.0-1	.	.	.	1	.	.	.	.
10 LaDarius Owens	.04	4	4	8	2.5-8	1.0-6	.	.	1	.	.	.	.
58 Harris Gaston	.10	5	3	8	.	.	.	.	.	.	.	.	.
95 Dee Ford	.04	6	1	7	2.0-4	1.0-3	.	.	4	.	.	.	.
98 Angelo Blackson	.11	2	4	6	1.5-3	.	.	.	.	.	.	.	.
74 Jamar Travis	.11	3	1	4	1.0-1	.	.	.	2	.	.	.	.
75 Brandon Mosley	.11	2	.	2	.	.	.	.	.	.	.	.	.
28 Jonathan Rose	.07	2	.	2	.	.	.	.	.	.	.	.	.
43 Philip Lutzenkirchen	.10	2	.	2	.	.	.	.	.	1-0	1	.	.
89 Jaylon Denson	.11	2	.	2	.	.	.	.	.	.	.	.	.
61 Josh Harris	.11	1	1	2	.	.	.	.	.	.	.	.	.
52 Justin Delaine	.02	.	2	2	0.5-1	.	.	.	.	.	.	.	.
77 A.J. Greene	.11	.	1	1	.	.	.	.	.	.	.	.	.
8 Anthony Morgan	.04	1	.	1	.	.	.	.	.	.	.	.	.
14 Barrett Trotter	.08	1	.	1	.	.	.	.	.	.	.	.	.
91 Joel Bonomolo	.06	1	.	1	.	.	.	.	.	.	.	.	.
4 Quan Bray	.11	1	.	1	.	.	.	.	.	.	.	.	.
16 Ikeem Means	.11	.	1	1	.	.	1-0	.	.	1-0	.	.	.
23 Onterio McCalebb	.11	.	1	1	.	.	.	.	.	.	.	.	.
56 Ashton Richardson	.04	.	.	.	.	.	.	.	1	.	.	.	.
<b>Total</b>	<b>.11</b>	<b>469</b>	<b>331</b>	<b>800</b>	<b>66-227</b>	<b>20-102</b>	<b>10-175</b>	<b>34</b>	<b>63</b>	<b>10-9</b>	<b>15</b>	<b>1</b>	<b>.</b>
<b>Opponents</b>	<b>.11</b>	<b>468</b>	<b>280</b>	<b>748</b>	<b>84.0-302</b>	<b>28-179</b>	<b>12-196</b>	<b>14</b>	<b>50</b>	<b>7-0</b>	<b>6</b>	<b>.</b>	<b>.</b>

## Special Teams Tackles

SPECIAL TEAMS	-----Tackles-----			SPECIAL TEAMS	-----Tackles-----		
	Solo	Ast	Total		Solo	Ast	Total
27 Robenson Therezie	3	1	4	8 Anthony Morgan	1	0	1
35 Jonathan Evans	2	1	3	10 LaDarius Owens	1	0	1
12 Demetruce McNeal	2	1	3	19 Ryan White	1	0	1
32 Jermaine Whitehead	2	1	3	27 Robensen Therezie	0	1	1
15 Neiko Thorpe	1	2	3	16 Ikeem Means	0	1	1
22 T'Sharvan Bell	2	0	2	74 Jamar Travis	0	1	1
89 Jaylon Denson	2	0	2	38 Jawara White	0	1	1
13 Craig Sanders	2	0	2				
61 Josh Harris	1	1	2				
11 Chris Davis	1	1	2				
91 Joel Bonomolo	1	0	1				
14 Erique Florence	1	0	1				

# 2011 Miscellaneous Stats

Plays	Yards	TOP	Qtr	Scoring Play
<b>UTAH STATE</b>				
3	61	1:31	1	E. Blake 56-yard pass from B. Trotter
-	-	---	2	T. Mason 97-yard kickoff return
11	65	3:46	3	M. Dyer 11-yard rush
7	72	2:55	3	T. Stallworth 39-yard pass from B. Trotter
8	56	1:37	4	P. Lutzenkirchen 15-yard pass from B. Trotter
8	55	2:45	4	M. Dyer 1-yard rush
<b>MISSISSIPPI STATE</b>				
4	36	0:58	1	M. dyer 35-yard rush
-	-	---	1	D. McNeal 43-yard interception return
5	54	1:59	2	E. Blake 46-yard pass from B. Trotter
6	59	1:50	2	M. Dyer 2-yard rush
5	54	0:35	2	C. Parkey 43-yard field goal
6	30	2:47	3	C. Parkey 37-yard field goal
10	92	4:22	4	P. Lutzenkirchen 10-yard pass from B. Trotter
<b>CLEMSON</b>				
2	69	0:25	1	M. dyer 52-yard rush
6	54	2:03	1	E. Blake 36-yard pass from B. Trotter
16	90	5:57	2	M. Dyer 1-yard rush
8	62	3:01	3	C. Parkey 38-yard field goal
<b>FLORIDA ATLANTIC</b>				
11	60	4:06	1	E. Blake 10-yard pass from B. Trotter
10	46	3:26	1	C. Parkey 41-yard field goal
-	-	---	3	J. Whitehead 25-yard interception return
5	66	1:32	3	O. McCalebb 51-yard pass from B. Trotter
4	5	0:49	3	C. Parkey 31-yard field goal
11	41	4:01	3	C. Parkey 37-yard field goal
<b>SOUTH CAROLINA</b>				
10	47	3:04	1	C. Parkey 21-yard field goal
11	75	3:18	2	M. Dyer 1-yard rush
12	57	3:49	4	P. Lutzenkirchen 9-yard pass from B. Trotter
<b>ARKANSAS</b>				
5	80	1:59	1	M. Dyer 55-yard rush
9	47	3:14	1	K. Frazier 7-yard rush
<b>FLORIDA</b>				
3	32	1:17	1	D. Benton 25-yard pass from B. Trotter
7	66	3:14	4	O. McCalebb 14-yard rush
6	22	2:28	4	C. Parkey 42-yard field goal
<b>LSU</b>				
9	41	3:35	1	C. Parkey 42-yard field goal
10	86	5:51	4	O. McCalebb 2-yard rush
<b>OLE MISS</b>				
6	40	2:12	1	P. Lutzenkirchen 13-yard pass from C. Moseley
7	92	2:41	1	Q. Carr 45-yard pass from C. Moseley
5	15	2:26	2	C. Parkey 40-yard field goal
8	66	3:53	3	E. Blake 25-yard pass from C. Moseley
6	70	2:47	3	M. Dyer 4-yard rush
4	8	2:07	4	C. Parkey 31-yard field goal
9	58	5:07	4	P. Lutzenkirchen 4-yard pass from C. Moseley

<b>GEORGIA</b>				
8	76	2:40	1	P. Lutzenkirchen 4-yard pass from C. Uzomah
<b>SAMFORD</b>				
9	55	3:29	1	P. Lutzenkirchen 32-yard pass from C. Moseley
10	60	4:24	2	O. McCalebb 10-yard rush
9	75	3:57	3	M. Dyer 5-yard rush
4	37	1:54	4	C. Moseley 22-yard rush
6	45	3:02	4	O. McCalebb 10-yard rush

Average Scoring Drive: Plays: 6.9 Yards: 51.7 Time: 2:44

## Miscellaneous Statistics

### Average Time of Possession (by Quarter)

	1	2	3	4	Total
AUBURN	6:52	6:35	7:33	6:35	27:37
Opponents	8:07	8:24	7:26	8:24	32:22

### Third Down Conversions (by Quarter)

	1	2	3	4/OT	Total
AUBURN	20-41	11-37	12-36	11-31	54-145
<b>Pct.</b>	<b>48.8</b>	<b>29.7</b>	<b>33.3</b>	<b>35.5</b>	<b>37.2</b>
Opponents	20-42	19-41	15-33	21-44	75-160
<b>Pct.</b>	<b>47.6</b>	<b>46.3</b>	<b>45.5</b>	<b>47.7</b>	<b>46.9</b>

### Third Down Conversions (by Yardage)

Yards to go	1-3	4-6	7-10	11+	Total
AUBURN	17 of 33	15 of 31	13 of 43	9 of 37	54 of 145
<b>Pct.</b>	<b>51.5</b>	<b>48.3</b>	<b>30.2</b>	<b>24.3</b>	<b>37.2</b>
Opponents	30 of 42	18 of 35	20 of 52	8 of 34	75 of 160
<b>Pct.</b>	<b>71.4</b>	<b>51.4</b>	<b>38.5</b>	<b>23.5</b>	<b>46.9</b>

### Turnovers

Takeaways — 20, Giveaways — 19  
 Difference — +1  
 Points Off TOs — AU 50, Opp. 61  
 Points Off TOs/Game — AU 4.5, Opp. 5.5

### Kickoffs

Kickoffs — 56  
 Parkey — 56 KO, 31 TB, 0 OB  
 Touchbacks — 31  
 Out of Bounds — 0  
 Opp. Returns — 25 for 546 yards (21.8)  
 On-side kicks — 1-for-1

### Red Zone

AU Scores/Times in Red Zone: 26/30 (.867)  
 AU TDs/Times in Red Zone: 19/30 (.633)  
 Scores (26): 19 TD, 7 FG  
 Non-Scores (4): 0 Half, 1 FGA, 3 INT, 0 Downs, 0 Half  
 Opp. Scores/Times in Red Zone: 37/42 (.881)  
 Opp. TDs/Times in Red Zone: 27/42 (.643)  
 Scores (37): 27 TD, 10 FG  
 Non-Scores (5): 0 INT, 1 FGA, 0 Fumble, 2 Downs, 2 Half

# 2011 Game-By-Game Team Stats

Game	Score	First Downs		Rushing No-Yds-TD	Passing			Total Off. PI-Yds	Punts No-Avg	Fum. F/L	Penalties No-Yds	3rd Dns	Time of Poss
		Tot	Ru-Pa-Pe		C-A-I	Yds	TD						
Utah State	38	27	14-12-1	53-227-5	22-31-0	221	0	84-448	3-50.0	0/0	6-38	10-17	37:41
at Auburn	42	17	6-11-0	30-78-2	18-24-0	286	3	54-364	4-43.5	1/0	7-60	3-9	22:19
Mississippi State	34	31	19-11-1	63-333-2	21-34-1	198	1	97-531	6-240	2/0	10-75	11-20	36:07
at Auburn	41	21	12-6-3	36-235-2	16-23-1	146	2	59-381	6-274	1/0	7-85	4-12	23:53
at Clemson	38	32	12-19-1	50-239-1	30-42-0	386	4	92-624	3-138	1/1	6-50	14-18	36:15
Auburn	24	19	9-8-2	38-237-2	12-25-1	198	1	63-435	6-248	0/0	5-40	5-13	23:45
Florida Atlantic	14	20	8-11-1	34-108-0	21-32-3	199	1	66-307	4-40.0	5/0	6-51	6-14	33:46
at Auburn	30	16	7-8-1	33-137-0	16-29-1	178	2	62-315	3-46.3	2/0	4-25	7-15	26:14
at South Carolina	13	13	7-5-1	29-129-1	9-23-2	160	1	52-289	7-41.6	3/2	7-55	2-10	24:13
Auburn	16	22	15-7-0	67-246-1	12-25-4	112	1	92-358	7-37.9	0/0	5-55	11-22	35:47
at Arkansas	38	17	5-12-0	31-176-3	24-36-0	262	2	67-438	7-44.4	2/1	4-26	5-16	27:17
Auburn	14	18	13-4-1	52-291-2	9-25-3	104	0	77-395	9-40.0	0/0	11-105	6-17	32:43
Florida	6	14	3-7-4	30-66-0	15-29-1	128	0	59-194	7-46.1	5/2	6-40	3-13	30:33
at Auburn	17	13	8-4-1	43-155-1	7-16-0	123	1	59-278	9-39.2	0/0	7-79	1-13	29:27
at LSU	45	23	10-9-4	36-174-2	16-23-0	219	3	59-393	4-51.2	0/0	5-60	3-8	30:35
Auburn	10	18	6-9-3	34-87-1	14-24-1	161	0	58-248	7-35.1	2/1	7-51	4-12	29:25
Ole Miss	23	21	13-8-0	44-220-2	16-28-1	162	1	72-382	5-38.0	2/2	6-29	7-15	28:58
at Auburn	41	20	12-8-0	50-254-1	12-15-0	160	4	65-414	3-35.7	3/2	4-20	5-11	31:02
at Georgia	45	30	21-9-0	56-304-1	14-18-0	224	4	74-528	1-17.0	4/2	8-60	12-15	40:55
Auburn	7	9	3-6-0	25-51-0	12-23-1	144	1	48-195	5-41.0	2/2	3-14	3-11	19:05
Samford	16	19	11-7-1	40-149-0	18-35-2	189	1	75-338	6-39.7	0/0	2-10	2-14	29:46
at Auburn	35	23	16-7-0	49-248-4	13-20-0	167	1	69-415	4-43.2	2/2	5-37	5-10	30:14
Alabama													
at Auburn													

## 2011 Starting Lineups Offense

	WR	WR	LT	LG	C	RG	RT	WR	TE	QB	RB
UTAH STATE	Carr	Stallworth	Mosley	Cooper	Dismukes	Sullen	Slade	Morgan (RB)	Lutzenkirchen	Trotter	McCalebb
MISSISSIPPI STATE	Carr	Stallworth	Mosley	Cooper	Dismukes	Slade	Greene	Blake	Lutzenkirchen	Trotter	McCalebb
at Clemson	Carr	Reed	Mosley	Cooper	Dismukes	Sullen	Greene	Blake	Lutzenkirchen	Trotter	McCalebb
FLORIDA ATLANTIC	Carr	Stallworth	Greene	Cooper	Dismukes	Slade	Mosley	Blake	Fulse	Trotter	McCalebb
at South Carolina	Carr	Wisner	Greene	Cooper	Dismukes	Sullen	Mosley	Fulse (TE)	Lutzenkirchen	Trotter	Dyer
at Arkansas	Carr	Stallworth	Greene	Cooper	Dismukes	Sullen	Mosley	McCalebb (RB)	Lutzenkirchen	Trotter	Dyer
FLORIDA	Carr	Wisner	Greene	Slade	Dismukes	Sullen	Mosley	Benton	Bray (WR)	Trotter	Dyer
at LSU	Carr	Wisner	Greene	Slade	Dismukes	Sullen	Mosley	Benton	Lutzenkirchen	Moseley	McCalebb
OLE MISS	Reed	Wisner	Greene	Slade	Dismukes	Sullen	Mosley	Blake	Lutzenkirchen	Moseley	Dyer
at Georgia	Stallworth	Wisner	Greene	Slade	Dismukes	Sullen	Mosley	Blake	Lutzenkirchen	Moseley	Dyer
SAMFORD	Carr	Wisner	Greene	Slade	Dismukes	Sullen	Mosley	Blake	Lutzenkirchen	Moseley	McCalebb
ALABAMA											

## Defense

	LE	DT	DT	RE	LB/CB	LB	LB	CB	S	S	CB
UTAH STATE	Lemonier	Whitaker	Carter	Eguae	Evans	Holland	Bates	Davis	Thorpe	McNeal	Bell
MISSISSIPPI STATE	Lemonier	Whitaker	Carter	Eguae	Davis	Holland	Bates	White	Thorpe	McNeal	Bell
at Clemson	Lemonier	Whitaker	Carter	Eguae	Davis	Holland	Bates	White	Thorpe	McNeal	Bell
FLORIDA ATLANTIC	Lemonier	Whitaker	Carter	Eguae	J. White	Holland	Bates	Mincy	Thorpe	McNeal	Bell
at South Carolina	Lemonier	Whitaker	Carter	Eguae	Evans	Holland	Bates	Mincy	Thorpe	McNeal	Bell
at Arkansas	Lemonier	Whitaker	Carter	Eguae	Evans	Holland	White	Davis	Thorpe	McNeal	Bell
FLORIDA	Lemonier	Whitaker	Carter	Eguae	Evans	Freeman	Bates	Davis	Thorpe	McNeal	Bell
at LSU	Lemonier	Whitaker	Carter	Eguae	Evans	Freeman	Bates	Davis	Thorpe	McNeal	Bell
OLE MISS	Lemonier	Whitaker	Wright	Eguae	Evans	Freeman	Bates	Davis	Thorpe	McNeal	Bell
at Georgia	Lemonier	Whitaker	Wright	Eguae	Evans	Freeman	Bates	Davis	Thorpe	Smith	Bell
SAMFORD	Lemonier	Whitaker	Wright	Eguae	Garrett	Freeman	Bates	Davis	Thorpe	McNeal	Mincy
ALABAMA											

# 2011 Game-By-Game Individual Stats

## Rushing

<u>No.-Yds, TD</u>	<u>#4 Bray</u>	<u>#5 Dyer</u>	<u>#10 Frazier</u>	<u>#21 Mason</u>	<u>#23 McCalebb</u>	<u>#15 Mosley</u>	<u>#14 Trotter</u>
UTAH STATE	---	14-57, 2	---	1-2, 0	9-44, 0	---	5- -9, 0
MISSISSIPPI STATE	---	18-150, 2	---	3-14, 0	11-68, 0	---	4-11, 0
at Clemson	1-8, 0	16-151, 2	1-3, 0	4-15, 0	10-34, 0	---	4-14, 0
FLORIDA ATLANTIC	4- -6, 0	14-68, 0	3-30, 0	1-3, 0	4-17, 0	---	7-25, 0
at South Carolina	---	41-141, 1	9-48, 0	---	9-58, 0	---	8- -1, 0
at Arkansas	---	21-117, 1	13-54, 1	3-30, 0	13-91, 0	---	2-4, 0
FLORIDA	---	23-73, 0	8-41, 0	---	10-43, 1	1-4, 0	1- -6, 0
at LSU	1-8, 0	12-60, 0	9-31, 0	---	3-32, 1	9- -44, 0	---
OLE MISS	1-4, 0	27-177, 1	4-8, 0	2-18, 0	15-61, 0	1- -14, 0	---
at Georgia	---	13-48, 0	1-1, 0	---	5-30, 0	6- -28, 0	---
SAMFORD	1-2, 0	30-157, 1	4-28, 0	2-5, 0	8-48, 2	3-10, 1	---
ALABAMA							

## Receiving

<u>No.-Yds, TD</u>	<u>#3 Benton</u>	<u>#80 Blake</u>	<u>#4 Bray</u>	<u>#9 Carr</u>	<u>#5 Dyer</u>	<u>#11 Fulse</u>	<u>#43 Lutzenkirchen</u>
UTAH STATE	---	3-95, 1	---	---	---	---	2-22, 1
MISSISSIPPI STATE	---	7-108, 1	---	---	---	---	3-18, 1
at Clemson	1-41, 0	1-36, 1	---	1-2, 0	---	---	---
FLORIDA ATLANTIC	---	5-78, 1	1-0, 0	1-5, 0	---	2-12, 0	---
at South Carolina	1-15, 0	3-16, 0	1-6, 0	1-7, 0	1-6, 0	---	1-9, 0
at Arkansas	1-5, 0	---	1-3, 0	1-13, 0	---	---	2-11, 0
FLORIDA	2-33, 1	---	---	1-42, 0	---	---	3-48, 0
at LSU	2-42, 0	---	2-22, 0	---	---	---	3-23, 0
OLE MISS	---	5-71, 1	1-11, 0	1-45, 1	1-1, 0	---	3-27, 2
at Georgia	---	6-101, 0	1-10, 0	---	---	---	2-14, 1
SAMFORD	---	---	2-7, 0	2-59, 0	---	---	3-46, 1
ALABAMA							

## Receiving

<u>No.-Yds, TD</u>	<u>#23 McCalebb</u>	<u>#1 Reed</u>	<u>#85 Stallworth</u>	<u>#84 Wisner</u>
UTAH STATE	5-43, 0	4-33, 0	4-93, 1	---
MISSISSIPPI STATE	4-24, 0	1-0, 0	1, -4, 0	---
at Clemson	1-17, 0	3-31, 0	5-71, 0	---
FLORIDA ATLANTIC	2-56, 1	5-27, 0	---	---
at South Carolina	3-33, 0	---	---	1-20, 0
at Arkansas	3-28, 0	---	1-44, 0	---
FLORIDA	1-0, 0	---	---	---
at LSU	3-38, 0	2-26, 0	2-10, 0	---
OLE MISS	1-5, 0	---	---	---
at Georgia	3-19, 0	---	---	---
SAMFORD	2-11, 0	4-44, 0	---	---
ALABAMA				

## Passing

<u>C-A-Yds-Int, TD</u>	<u>#14 Trotter</u>	<u>#15 Moseley</u>
UTAH STATE STATE	17-23-261-0, 3	1-1-25-0, 0
MISSISSIPPI STATE	16-23-146-1, 2	---
at Clemson	12-25-198-1, 1	---
FLORIDA ATLANTIC	16-28-178-1, 2	---
at South Carolina	12-23-112-2, 1	---
at Arkansas	6-19-81-1, 0	1-1-5-0, 0
FLORIDA	2-8-33-0, 1	4-7-90-0, 0
at LSU	---	12-20-145-1, 0
OLE MISS	---	12-15-160-0, 4
at Georgia	---	11-22-140-1, 0
SAMFORD	---	13-20-167, 1
ALABAMA		

## Field Goals

<u>Made. (Missed)</u>	<u>#36 Parkey</u>
UTAH STATE	---
MISSISSIPPI STATE	43, 37
at Clemson	38
FLORIDA ATLANTIC	41, 31, 37, (47)
at South Carolina	21
at Arkansas	---
FLORIDA	(45), (42), 42
at LSU	(42)
OLE MISS	(40), (31)
at Georgia	---
SAMFORD	32
ALABAMA	

## Punting

<u>No.-Avg. In 20</u>	<u>#30 Clark</u>
UTAH STATE	5-42.6, 1
MISSISSIPPI STATE	6-45.7, 4
at Clemson	6-41.3, 4
FLORIDA ATLANTIC	3-46.3, 0
at South Carolina	7-37.9, 5
at Arkansas	9-40.0, 6
FLORIDA	9-39.2, 2
at LSU	7-35.1, 3
OLE MISS	3-35.7, 0
at Georgia	5-41.0, 2
SAMFORD	4-43.2, 3
ALABAMA	

# 2011 Game-By-Game Individual Stats

## Defensive Linemen

<u>Solo+Ast=Total</u>	<u>#92 Carter</u>	<u>#94 Eguae</u>	<u>#95 Ford</u>	<u>#55 Lemonier</u>	<u>#13 Sanders</u>	<u>#74 Travis</u>	<u>#54 Whitaker</u>	<u>#90 Wright</u>
UTAH STATE	3+2=5	0+3=3	3+0=3	1+2=3	---	1+0=1	0+2=2	---
MISSISSIPPI STATE	3+1=4	6+3=9	2+1=3	3+2=5	0+1=1	0+1=1	2+1=3	---
at Clemson	0+2=2	5+0=5	1+0=1	---	---	---	---	1+0=1
FLORIDA ATLANTIC	---	---	---	6+0=6	2+0=2	2+0=2	2+0=2	---
at South Carolina	1+1=2	2+0=2	---	2+0=2	0+1=1	---	2+0=2	---
at Arkansas	0+1=1	1+2=3	---	2+2=4	---	---	1+0=1	1+0=1
FLORIDA	1+0=1	2+0=2	---	6+0=6	---	---	2+0=2	---
at LSU	0+1=1	0+1=1	---	0+5=5	1+0=1	---	---	0+1=1
OLE MISS	---	0+2=2	---	0+3=3	2+0=2	---	2+2=3	0+1=1
at Georgia	0+1=1	0+2=2	---	2+4=6	0+1=1	---	3+1=4	1+3=4
SAMFORD	0+1=1	5+0=5	---	---	---	---	1+0=1	2+1=3
ALABAMA								

## Linebackers

<u>Solo+Ast=Total</u>	<u>#25 Bates</u>	<u>#35 Evans</u>	<u>#21 Freeman</u>	<u>#26 Garrett</u>	<u>#58 Gaston</u>	<u>#5 Holland</u>	<u>#10 Owens</u>	<u>#38 J. White</u>
UTAH STATE	4+3=7	7+7=14	---	1+0=1	1+2=3	4+7=11	---	0+1=1
MISSISSIPPI STATE	4+8=12	0+1=1	1+3=4	---	---	4+1=5	0+1=1	0+1=1
at Clemson	6+4=10	---	0+2=2	1+0=1	---	5+2=7	---	---
FLORIDA ATLANTIC	4+0=4	---	---	---	3+1=4	2+1=3	2+1=3	3+0=3
at South Carolina	5+0=5	1+0=1	2+0=2	---	---	4+2=6	1+1=2	1+1=2
at Arkansas	4+3=7	2+2=4	4+3=7	---	1+0=1	0+2=2	1+1=2	0+1=1
FLORIDA	3+1=4	3+0=3	2+1=3	---	---	3+0=3	---	---
at LSU	1+8=9	0+3=3	2+6=8	---	---	0+2=2	---	1+5=6
OLE MISS	1+3=4	1+2=3	9+2=11	1+0=1	---	---	---	5+4=9
at Georgia	8+4=12	3+3=6	5+3=8	0+1=1	---	---	---	---
SAMFORD	8+4=12	---	3+2=5	3+2=5	---	2+0=2	---	---
ALABAMA								

## Defensive Backs

<u>Solo+Ast=Total</u>	<u>#22 Bell</u>	<u>#11 Davis</u>	<u>#14 Florence</u>	<u>#12 McNeal</u>	<u>#6 Mincy</u>	<u>#24 Smith</u>	<u>#15 Thorpe</u>	<u>#19 R. White</u>
UTAH STATE	4+0=4	3+3=6	0+1=1	1+7=8	---	---	7+2=9	1+1=2
MISSISSIPPI STATE	6+2=8	5+2=7	2+0=2	5+3=8	3+0=3	1+0=1	4+7=11	4+0=4
at Clemson	7+1=8	4+0=4	1+0=1	7+1=8	4+1=5	2+1=3	8+8=16	3+2=5
FLORIDA ATLANTIC	5+0=5	---	---	3+1=4	0+2=2	1+0=1	3+1=4	4+1=5
at South Carolina	1+0=1	---	1+0=1	5+3=8	1+0=1	---	0+1=1	---
at Arkansas	1+1=2	0+4=4	0+2=2	1+1=2	1+0=1	2+1=3	3+3=6	---
FLORIDA	3+1=4	5+0=5	---	4+1=5	1+0=1	---	2+1=3	1+0=1
at LSU	1+3=4	1+6=7	2+1=3	2+5=7	1+0=1	1+0=1	2+12=14	---
OLE MISS	3+1=4	5+1=6	2+0=2	1+1=2	1+0=1	1+1=2	2+3=5	---
at Georgia	4+1=5	2+4=6	2+1=3	2+5=7	---	2+3=5	8+4=12	---
SAMFORD	---	0+3=3	6+1=7	5+0=5	2+0=2	1+1=2	2+2=4	---
ALABAMA								

## Others

<u>Solo+Ast=Total</u>	<u>#98 Blackson</u>	<u>#91 Bonomolo</u>	<u>#52 Delaine</u>	<u>#16 Means</u>	<u>#28 Rose</u>	<u>#96 Sigler</u>	<u>#27 Therezie</u>	<u>#3 Whitehead</u>
UTAH STATE	1+2=3	---	0+2=2	---	---	0+1=1	---	---
MISSISSIPPI STATE	---	---	---	0+1=1	---	2+1=3	0+1=1	0+1=1
at Clemson	1+0=1	---	---	---	---	1+0=1	1+0=1	2+0=2
FLORIDA ATLANTIC	---	1+0=1	---	---	---	1+0=1	5+0=5	1+0=1
at South Carolina	---	---	---	---	---	---	---	3+0=3
at Arkansas	---	---	---	---	---	0+1=1	1+0=1	4+4=8
FLORIDA	---	---	---	---	---	1+0=1	---	2+1=3
at LSU	0+1=1	---	---	---	---	0+1=1	1+2=3	1+1=2
OLE MISS	---	---	---	---	2+0=2	---	2+0=2	1+1=2
at Georgia	---	---	---	---	---	---	0+2=2	0+1=1
SAMFORD	0+1=1	---	---	---	---	1+0=1	---	5+0=5
ALABAMA								

# 2011 Player Participation

Player	Pos.	2011 Games Played	2011 Starts	Career Games Played	Career Starts	Consec. Career Starts
Daren Bates	LB	11	10	36	32	5
T'Sharvan Bell	DB	10	10	34	13	-
DeAngelo Benton	WR	11	2	32	2	-
Angelo Blackson	DL	11	-	11	-	-
Emory Blake	WR	9	6	34	13	3
Joel Bonomolo	DE	6	-	6	-	-
Chandler Brooks	K	2	-	2	-	-
Sam Brown	WR	1	-	1	-	-
Blake Burgess	OL	10	-	24	-	-
Quan Bray	WR	11	1	11	1	-
Quindarius Carr	WR	11	9	50	12	1
Kenneth Carter	DL	11	8	19	8	-
Steven Clark	P	11	-	16	-	-
Drew Cole	DB	4	-	29	-	-
Jared Cooper	OL	6	6	39	6	-
Chris Davis	DB	9	9	23	9	6
Justin Delaine	DE	1	-	1	-	-
Jaylon Denson	WR	11	-	11	-	-
Reese Dismukes	OL	11	11	11	11	11
Michael Dyer	RB	11	5	25	13	-
Nosa Eguae	DE	11	11	25	22	22
Jonathan Evans	LB	8	7	34	9	-
Tunde Fariyike	OL	11	-	11	-	-
Trent Fisher	DB	8	-	8	-	-
Erique Florence	DB	11	-	11	-	-
Dee Ford	DE	4	-	30	1	-
Kiehl Frazier	QB	10	-	10	-	-
Eltoro Freeman	LB	10	5	31	17	5
Brandon Fulse	TE	11	2	11	2	-
Justin Garrett	LB	6	1	6	1	1
Harris Gaston	LB	10	-	23	-	-
A.J. Greene	OL	11	10	17	13	10
Garrett Harper	WR	7	-	7	-	-
Josh Harris	DS	11	-	38	-	-
Jake Holland	LB	10	6	19	6	-
Davis Hooper	RB	-	-	6	-	-
Chris Humphries	DL	10	-	30	-	-
Bobby Ingalls	OL	3	-	3	-	-
Corey Lemonier	DE	11	11	25	12	11
Philip Lutzenkirchen	TE	10	9	36	14	4
Eric Mack	OL	3	-	3	-	-
Tre Mason	RB	10	-	10	-	-
Onterio McCalebb	RB	11	7	36	13	1
Demetruce McNeal	DB	11	10	24	10	1
Ikeem Means	DB	11	-	37	-	-
Jonathan Mincy	DB	11	3	11	3	1
Anthony Morgan	RB	4	1	24	1	-
Clint Moseley	QB	8	4	9	4	4
Brandon Mosley	OL	11	11	25	22	22
LaDarius Owens	DE	4	-	4	-	-
Cody Parkey	K	11	-	18	-	-
Ladarious Phillips	RB	8	-	8	-	-
Ryan Preston	OL	1	-	1	-	-
Trovon Reed	WR	8	2	9	2	-
Ashton Richardson	LB	4	-	22	-	-
Jonathan Rose	DB	6	-	6	-	-
Craig Sanders	DE	11	-	24	-	-
Devaunte Sigler	DL	11	-	11	-	-
Chad Slade	OL	11	8	11	8	5
Ryan Smith	DB	11	1	25	1	-
Travante Stallworth	WR	11	5	26	5	-

Player	Pos.	2011 Games Played	2011 Starts	Career Games Played	Career Starts	Consec. Career Starts
John Sullen	OL	10	9	36	10	7
Robenson Therezie	DB	11	-	11	-	-
Neiko Thorpe	S	11	11	49	38	20
Jamar Travis	DL	11	-	35	-	-
Barrett Trotter	QB	7	7	12	7	-
C.J. Uzomah	WR	11	-	11	-	-
Jeffrey Whitaker	DL	11	11	25	11	11
Jawara White	LB	9	2	9	2	-
Ryan White	DB	10	2	17	2	-
Jermaine Whitehead	DB	11	-	11	-	-
Jay Wisner	WR	10	6	27	8	5
Gabe Wright	DL	10	3	10	3	3

**Top Ten Career Games Played (Active)**

1. Quindarius Carr	50
2. Neiko Thorpe	49
3. Jared Cooper	39
4. Josh Harris	38
5. Ikeem Means	37
6. Daren Bates	36
Philip Lutzenkirchen	36
Onterio McCalebb	36
John Sullen	36
10. Jamar Travis	35

**Top Ten Career Games Started (Active)**

1. Neiko Thorpe	38
2. Daren Bates	32
3. Nosa Eguae	22
Brandon Mosley	22
5. Eltoro Freeman	17
6. Philip Lutzenkirchen	14
7. T'Sharvan Bell	13
Emory Blake	13
Michael Dyer	13
A.J. Greene	13
Onterio McCalebb	13

**Top Five Consecutive Starts (Active)**

1. Nosa Eguae	22
Brandon Mosley	22
3. Neiko Thorpe	20
4. Reese Dismukes	11
Corey Lemonier	11
Jeffrey Whitaker	11

# 2011 Superlatives

## Auburn Team Superlatives

Points Scored	.42	vs. Utah State (9/3)
Low	.7	at Georgia (11/12)
First Downs	.23	vs. Samford (11/19)
Low	.9	at Georgia (11/12)
Rushing Plays	.67	at South Carolina (10/1)
Low	.25	at Georgia (11/12)
Net Rushing Yards	.291	at Arkansas (10/8)
Low	.51	at Georgia (11/12)
Passes Attempted	.29	vs. Florida Atlantic (9/24)
Low	.15	vs. Ole Miss (10/29)
Passes Completed	.18	vs. Utah State (9/3)
Low	.7	vs. Florida (10/15)
Had Intercepted	.4	at South Carolina (10/1)
Low	.0	4 times, last v. Samford (11/19)
Net Passing Yards	.286	vs. Utah State (9/3)
Low	.104	at Arkansas (10/8)
Total Offensive Plays	.92	at South Carolina (10/1)
Low	.48	at Georgia (11/12)
Total Net Offense	.435	at Clemson (9/17)
Low	.195	at Georgia (11/12)
Fumbles	.3	vs. Ole Miss (10/29)
Low	.0	3 times, last vs. Florida (10/15)
Fumbles Lost	.2	3 times, last vs. Samford (11/19)
Low	.0	7 times, last vs. Florida (10/15)
Penalties	.11	at Arkansas (10/8)
Low	.3	at Georgia (11/12)
Penalty Yards	.105	at Arkansas (10/8)
Low	.14	at Georgia (11/12)

## Auburn Individual Superlatives

Rushes	.41	Michael Dyer at South Carolina (10/1)
Yards Rushing	.177	Michael Dyer vs. Ole Miss (10/29)
TD Rushes	.2	4 times, last McCalebb v. SU (11/19)
Long Rush	.55	Michael Dyer at Arkansas (10/8)
Pass attempts	.28	Barrett Trotter vs. Florida Atlantic (9/24)
Pass completions	.17	Barrett Trotter vs Utah State (9/3)
Yards Passing	.261	Barrett Trotter vs Utah State (9/3)
TD Passes	.4	Clint Moseley vs. Ole Miss (10/29)
Long Pass	.56	Barrett Trotter vs Utah State (9/3)
Receptions	.7	Emory Blake vs Mississippi State (9/10)
Yards Receiving	.108	Emory Blake vs Mississippi State (9/10)
TD Receptions	.2	P. Lutzenkirchen vs. Ole Miss (10/29)
Long Reception	.56	Emory Blake vs Utah State (9/3)
Field Goals	.3	Cody Parkey vs Florida Atlantic (9/24)
Long Field Goal	.43	Cody Parkey vs Mississippi State (9/10)
Punts	.9	S. Clark at Ark. (10/8) & vs. UF (10/15)
Punting Avg	.46.3	Steven Clark vs. Florida Atlantic (9/24)
Long Punt	.58	Steven Clark vs Mississippi State (9/10)
Punts inside 20	.6	Steven Clark at Arkansas (10/8)
Long Punt Return	.24	Quan Bray vs. Samford (11/19)
Long Kickoff Return	.97	Tre Mason vs Utah State (9/3)
Tackles	.16	Neiko Thorpe at Clemson (9/17)
Sacks	.2.0	Corey Lemonier vs. Florida (10/15)
		Corey Lemonier at Georgia (11/12)
		Eltoro Freeman vs. Ole Miss (10/29)
Tackles For Loss	.3.0	Corey Lemonier vs. Florida (10/15)
Interceptions	.1	by six players on 10 occasions
		last by Ikeem Means v. Samford (11/19)
Interception Yards	.43 yards	Demetruce McNeal vs. MSU (9/10)

## Auburn Individual Long Plays

Rushing	.55	Michael Dyer at Arkansas (10/8)
Passing	.56	by Barrett Trotter vs. Utah State (9/3)
Receiving	.56	by Emory Blake vs. Utah State (9/3)
Field Goal	.43	by Cody Parkey vs. MSU (9/10)
Punt	.58	by Stephen Clark vs. MSU (9/10)
Punt Return	.24	by Quan Bray vs. Samford (11/19)
Kickoff Return	.97	by Tre Mason vs. Utah State (9/3)
Interception Return	.46	by Neiko Thorpe vs. FAU (9/24)

## Opponent Team Superlatives

Points Scored	.45	by LSU (10/22) & UGA (11/12)
Low	.6	by Florida (10/15)
First Downs	.32	by Clemson (9/17)
Low	.13	by South Carolina (10/1)
Rushing Plays	.63	by Mississippi State (9/10)
Low	.29	by South Carolina (10/1)
Net Rushing Yards	.333	by Mississippi State (9/10)
Low	.66	by Florida (10/15)
Passes Attempted	.42	by Clemson (9/17)
Low	.18	by Georgia (11/12)
Passes Completed	.30	by Clemson (9/17)
Low	.9	by South Carolina (10/1)
Had Intercepted	.3	by Florida Atlantic (9/24)
Low	.0	4 times, last at LSU (10/22)
Net Passing Yards	.386	by Clemson (9/17)
Low	.128	by Florida (10/15)
Total Offensive Plays	.97	by Mississippi State (9/10)
Low	.52	by South Carolina (10/1)
Total Net Offense	.624	by Clemson (9/17)
Low	.194	by Florida (10/15)
Fumbles	.5	by FAU (9/24) & Florida (10/15)
Low	.0	3 times, last by Samford (11/19)
Fumbles Lost	.2	4 times, last vs. Georgia (11/12)
Low	.0	5 times, last by Samford (11/19)
Penalties	.10	by Mississippi State (9/10)
Low	.2	by Samford (11/19)
Penalty Yards	.75	by Mississippi State (9/10)
Low	.10	by Samford (11/19)

## Opponent Individual Superlatives

Rushes	.28	Jeremiaha Gates of Samford (11/19)
Yards Rushing	.135	Vick Ballard of Mississippi State (9/10)
TD Rushes	.2	4 times, last by Bolden of Ole Miss (10/29)
Long Rush	.92	Joe Adams of Arkansas (10/8)
Pass attempts	.42	Tajh Boyd of Clemson (9/17)
Pass completions	.30	Tajh Boyd of Clemson (9/17)
Yards Passing	.386	Tajh Boyd of Clemson (9/17)
TD Passes	.4	Tajh Boyd of Clemson (9/17)
		Aaron Murray of Georgia (11/12)
Long Pass	.65	Tajh Boyd of Clemson (9/17)
Receptions	.13	Kelsey Pope of Samford (11/19)
Yards Receiving	.155	Sammy Watkins of Clemson (9/17)
TD Receptions	.2	Sammy Watkins of Clemson (9/17)
		Reuben Randle of LSU (10/22)
Long Reception	.65	Sammy Watkins of Clemson (9/17)
Field Goals	.3	Cameron Yaw of Samford (11/19)
Long Field Goal	.47	Caleb Sturgis of Florida (10/15)
Punts	.7	Scribner-Howard of South Carolina (10/1)
		Dylan Breeding of Arkansas (10/8)
		Kyle Christy of Florida (10/15)
Punting Avg	.51.2	Brad Wing of LSU (10/22)
Long Punt	.67	Kyle Christy of Florida (10/15)
Punts inside 20	.4	Kyle Christy of Florida (10/15)
Long Punt Return	.22	Johnthan Banks, vs Mississippi State (9/10)
Long Kickoff Return	.36	Chris Rainey of Florida (10/15)
Tackles	.15	Jerry Franklin of Arkansas (10/8)
Sacks	.3.5	Melvin Ingram of South Carolina (10/1)
Tackles For Loss	.4.5	Melvin Ingram of South Carolina (10/1)
Interceptions	.2	C.C. Whitlock of South Carolina (10/1)
		Tramain Thomas of Arkansas (10/8)

## Opponent Individual Long Plays

Rushing	.92	by Joe Adams of Arkansas (10/8)
Passing	.65	by Tajh Boyd of Clemson (9/17)
Receiving	.65	by Sammy Watkins of Clemson (9/17)
Field Goal	.47	by Caleb Sturgis of Florida (10/15)
Punt	.67	by Kyle Christy of Florida (10/15)
Punt Return	.22	by Jonathan Banks of MSU (9/10)
Kickoff Return	.36	by Chris Rainey of Florida (10/15)
Interception Return	.29	by Tramain Thomas of Arkansas (10/8)

# 2011 Plays of 20+ Yards

Yards	Type	Player(s)	Opponent	Qtr.
56 (TD)	pass	Emory Blake from Barrett Trotter	Utah State	1st
55 (TD)	rush	Michael Dyer	Arkansas	1st
52	rush	Michael Dyer	Mississippi State	3rd
52 (TD)	rush	Michael Dyer	Clemson	1st
51 (TD)	pass	Onterio McCalebb from Barrett Trotter	Florida Atlantic	3rd
48	rush	Michael Dyer	Ole Miss	3rd
46 (TD)	pass	Emory Blake from Barrett Trotter	Mississippi State	2nd
45	rush	Michael Dyer	Clemson	3rd
45 (TD)	pass	Quindarius Carr from Clint Moseley	Ole Miss	1st
45	pass	Emory Blake from Clint Moseley	Georgia	1st
44	pass	Travante Stallworth from Barrett Trotter	Arkansas	3rd
42	pass	Quindarius Carr from Clint Moseley	Florida	3rd
41	pass	DeAngelo Benton from Barrett Trotter	Clemson	4th
39 (TD)	pass	Travante Stallworth from Barrett Trotter	Utah State	3rd
36 (TD)	pass	Emory Blake from Barrett Trotter	Clemson	1st
36	pass	Emory Blake from Clint Moseley	Georgia	3rd
35 (TD)	rush	Michael Dyer	Mississippi State	1st
32 (TD)	pass	Philip Lutzenkirchen from Clint Moseley	Samford	1st
30	pass	DeAngelo Benton from Clint Moseley	LSU	3rd
30	pass	Quindarius Carr from Clint Moseley	Samford	2nd
29	rush	Michael Dyer	LSU	4th
29	pass	Quindarius Carr from Clint Moseley	Samford	1st
26	pass	Travante Stallworth from Barrett Trotter	Utah State	4th
25	pass	Onterio McCalebb from Clint Moseley	Utah State	3rd
25 (TD)	pass	DeAngelo Benton from Barrett Trotter	Florida	1st
25	pass	Trovon Reed from Clint Moseley	LSU	2nd
25	pass	O. McCalebb from Clint Moseley	LSU	1st
25 (TD)	pass	Emory Blake from Clint Moseley	Ole Miss	3rd
24	pass	Emory Blake from Barrett Trotter	Florida Atlantic	2nd
23	pass	Emory Blake from Barrett Trotter	Mississippi State	2nd
23	pass	Onterio McCalebb from Barrett Trotter	South Carolina	1st
23	pass	Philip Lutzenkirchen from Clint Moseley	Florida	3rd
22	pass	Emory Blake from Barrett Trotter	Mississippi State	2nd
22	rush	Kiehl Frazier	South Carolina	2nd
22 (TD)	rush	Clint Moseley	Samford	4th
21	pass	Emory Blake from Barrett Trotter	Utah State	4th
21	pass	Trovon Reed from Barrett Trotter	Florida Atlantic	1st
21	pass	Emory Blake from Barrett Trotter	Florida Atlantic	1st
21	rush	Onterio McCalebb	Samford	2nd
20	pass	Travante Stallworth from Barrett Trotter	Clemson	2nd
20	rush	Michael Dyer	Florida Atlantic	1st
20	pass	Jay Wisner from Barrett Trotter	South Carolina	1st
20	rush	Onterio McCalebb	LSU	1st
20	pass	Emory Blake from Clint Moseley	Ole Miss	2nd

## Play Breakdown

### BY PLAY

Pass.....	29
Run .....	11

### BY GAME

Utah State .....	5
Mississippi State .....	5
at Clemson .....	5
Florida Atlantic.....	5
at South Carolina.....	3
at Arkansas .....	2
Florida .....	3
at LSU .....	5
Ole Miss .....	4
at Georgia .....	2
Samford.....	5
Alabama .....	-

### BY QUARTER

1st .....	17
2nd.....	10
3rd .....	12
4th .....	5

### RUSHING

Michael Dyer .....	8
Onterio McCalebb .....	2
Kiehl Frazier .....	1
Clint Moseley.....	1

### PASSING

Barrett Trotter .....	18
Clint Moseley.....	14

### RECEIVING

Emory Blake .....	12
Quindarius Carr .....	4
Onterio McCalebb .....	4
Travante Stallworth .....	4
DeAngelo Benton .....	2
Philip Lutzenkirchen .....	2
Trovon Reed .....	2
Jay Wisner.....	1

# Career Stats Update

## Receiving, Tight End

### Touchdown Receptions

Player	Seasons	Rec	TD
1. Philip Lutzenkirchen	2009-pres.	42	14
2. Robert Johnson	2000-02	57	10
3. Andy Fuller	1993-95	31	5
4. Cooper Wallace	2002-05	63	4
Lorenzo Diamond	1999-02	45	4
Dick Hayley	1976-78	11	4
7. Tommy Trott	2006-09	45	3
Gabe McKenzie	2006-08	29	3
Cole Bennett	2003-07	20	3
Jessie McCovery	1994-96	8	3
Mike Edwards	1981	9	3
Robby Robinett	1970-71	24	3

### Receiving Yardage

Player	Seasons	Rec	Yards
1. Cooper Wallace	2002-05	63	829
2. Robert Johnson	2000-02	57	741
3. Fred Baxter	1991-92	42	584
4. Victor Hall	1989-91	54	521
Lorenzo Diamond	1999-02	45	521
6. Andy Fuller	1993-95	31	494
7. Tommy Trott	2006-09	45	474
8. Philip Lutzenkirchen	2009-pres.	42	469
9. Jeff Parks	1982-85	34	401
10. Ed West	1982-83	28	325

### Yards Per Reception (min. 20 receptions)

Player	Seasons	Rec	Yards	Yds/Rec
1. Andy Fuller	1993-95	31	494	19.94
2. Fred Baxter	1991-92	42	584	13.90
3. Cooper Wallace	2002-05	63	829	13.16
4. Robert Johnson	2000-02	57	741	13.00
5. Jeff Parks	1982-85	34	401	11.79
6. Ed West	1982-83	28	325	11.61
7. Lorenzo Diamon	1999-02	45	521	11.58
8. Philip Lutzenkirchen	2009-pres.	42	469	11.17
9. Cole Bennett	2003-07	29	312	10.76
10. Tommy Trott	2006-09	45	474	10.53

## Receiving

### Touchdown Receptions

Player	Seasons	Rec	TD
1. Terry Beasley	1969-71	141	29
2. Ben Obomanu	2002-05	97	18
3. Darvin Adams	2008-10	115	17
Karsten Bailey	1995-98	150	17
5. Frank Sanders	1991-94	121	15
Byron Franklin	1977-80	74	15
7. Lawyer Tillman	1985-88	93	14
Philip Lutzenkirchen	2009-pres.	42	14
9. Emory Blake	2009-pres.	72	13
10. Ronney Daniels	1999-00	90	12
Tyrone Goodson	1993-97	136	12
Freddie Hyatt	1965-67	88	12

### Receiving Yardage

Player	Seasons	Rec	Yards
1. Terry Beasley	1969-71	141	2507
2. Tyrone Goodson	1993-97	136	2283
3. Karsten Bailey	1995-98	150	2174
4. Courtney Taylor	2003-06	153	2098
5. Frank Sanders	1991-94	121	1998
6. Darvin Adams	2008-10	115	1978
7. Freddy Weygand	1984-88	99	1946
8. Lawyer Tillman	1985-88	93	1808
9. Rodgeriqu Smith	2004-08	114	1598
10. Byron Franklin	1977-80	74	1573
11. Ronney Daniels	1999-00	90	1446
12. Freddie Hyatt	1965-67	88	1396
13. Devin Aromashodu	2002-05	71	1333
14. Alexander Wright	1986-89	56	1320
15. Ben Obomanu	2002-05	97	1313
16. Thomas Bailey	1991-94	93	1243
17. Greg Taylor	1987-90	102	1217
18. Clifton Robinson	1997-00	91	1167
19. Tim Christian	1966-68	78	1126
20. Emory Blake	2009-pres.	72	1125
21. Terrell Zachery	2007-10	71	1106
22. Willie Gosha	1993-96	85	1048
23. Marcel Willis	1999-02	81	1022
24. Jimmy Phillips	1955-57	52	1012

## Kick Returns

### Kickoff Return Average (Min. 20 returns)

Player	Seasons	Ret	Yards	Avg
1. Tristan Davis	2005-08	55	1455	26.45
2. Onterio McCalebb	2009-pres.	26	686	26.38
3. Demond Washington	2009-10	62	1614	26.03
4. Rick Neel	1973-75	26	673	25.88
5. James Brooks	1977-80	68	1726	25.38
6. Markeith Cooper	1996-99	45	1077	23.93
7. Tim Carter	1998-01	40	956	23.90
8. Joe Cribbs	1976-79	22	507	23.05
9. Devin Aromashodu	2002-05	38	860	22.63
10. Herbert Casey	1989-91	21	473	22.52

# Career Stats Update

## Rushing

### Rushing Yardage

Player	Seasons	Att	Avg	Yards
1. Bo Jackson	1982-85	650	6.62	4303
2. Carnell Williams	2001-04	741	5.17	3831
3. James Brooks	1977-80	621	5.67	3523
4. Joe Cribbs	1976-79	657	5.13	3368
5. Ben Tate	2006-09	678	4.90	3321
6. Stephen Davis	1993-95	488	5.76	2811
7. Brent Fullwood	1983-86	390	7.15	2789
8. Ronnie Brown	2000-04	513	5.28	2707
9. Stacy Danley	1987-90	526	4.61	2427
<b>10. Michael Dyer</b>	<b>2010-pres.</b>	<b>411</b>	<b>5.56</b>	<b>2287</b>
11. James Joseph	1986-90	452	5.17	2264
12. Kenny Irons	2005-06	454	4.81	2186
13. James Bostic	1991-93	396	5.26	2084
14. Lionel James	1980-83	348	6.14	2068
15. Secdrick McIntyre	1973-76	462	4.31	1992
16. Fob James	1952-55	317	6.03	1913
<b>17. Onterio McCalebb</b>	<b>2009-pres.</b>	<b>297</b>	<b>6.40</b>	<b>1901</b>
18. Phil Gargis	1973-76	456	4.13	1884
19. Tommie Agee	1983-86	356	4.87	1735
20. Jimmy Sidle	1962-64	326	5.22	1703
21. Brad Lester	2004-08	371	4.55	1689
22. Joe Childress	1953-55	321	5.19	1667
23. Curtis Kuykendall	1944-45	217	7.46	1619
24. Rudi Johnson	2000	324	4.84	1567
25. Terry Henley	1970-72	343	4.47	1534
26. Tommy Lorino	1956-58	227	6.55	1486
27. Cam Newton	2010	264	5.58	1473
28. Monk Gafford	1940-42	221	6.40	1414
29. Mario Fannin	2007-10	233	5.86	1366
30. Mitzi Jackson	1973-75	243	5.65	1373
31. William Andrews	1976-78	267	5.04	1347
32. Ed Dyas	1958-60	261	4.97	1298
33. Fred Beasley	1994-97	282	4.40	1241
34. Tom Bryan	1964-66	265	4.32	1144
35. George Peoples	1978-81	239	4.54	1085
36. Tucker Frederickson	1962-64	260	4.15	1079
37. Bobby Hoppe	1955-57	194	5.56	1078
38. Charlie Hataway	1951-53	282	3.74	1055

### Yards Per Game (Min. 18 games)

Player	Seasons	Yards	Games	Yds/Gm
1. Bo Jackson	1982-85	4303	38	113.2
2. Kenny Irons	2005-06	2186	23	95.0
3. James Brooks	1977-80	3523	38	92.7
<b>4. Michael Dyer</b>	<b>2010-pres.</b>	<b>2287</b>	<b>25</b>	<b>91.5</b>
5. Carnell Williams	2001-04	3831	42	91.2
6. Stephen Davis	1993-95	2811	31	90.7
7. Curtis Kuykendall	1944-45	1619	18	89.9
8. Joe Cribbs	1976-79	3368	38	88.6
9. Brent Fullwood	1983-86	2789	39	71.5
10. Ben Tate	2006-09	3321	47	70.7

### Yards Per Carry (min. 300 attempts)

Player	Seasons	Yards	Att	Avg
1. Brent Fullwood	1983-86	2789	390	7.15
2. Bo Jackson	1982-85	4303	650	6.62
3. Lionel James	1980-83	2138	348	6.14
4. Fob James	1952-55	1913	317	6.03
5. Stephen Davis	1993-95	2811	488	5.76
6. James Brooks	1977-80	3523	621	5.67
<b>7. Michael Dyer</b>	<b>2010-pres.</b>	<b>2287</b>	<b>411</b>	<b>5.56</b>
8. Ronnie Brown	2000-04	2707	513	5.28
9. James Bostic	1991-93	2084	396	5.26
10. Jimmy Sidle	1962-64	1703	326	5.22

## Receiving, Running Back

### Receptions

Player	Seasons	Yards	Avg	Rec
1. Mario Fannin	2007-10	985	10.15	97
2. James Joseph	1986-90	725	10.51	69
3. Ronnie Brown	2001-04	667	11.70	57
4. Stacy Danley	1987-90	337	7.17	47
5. Harold Morrow	1994-95	433	9.41	46
6. Carnell Williams	2001-04	492	11.44	43
7. Reid McMilion	1993	334	7.95	42
8. Tony Richardson	1991-93	384	9.37	41
<b>Onterio McCalebb</b>	<b>2009-pres.</b>	<b>418</b>	<b>10.20</b>	<b>41</b>
10. Rusty Williams	1996-99	363	9.08	40

### Receiving Yardage

Player	Seasons	Rec	Yards
1. Mario Fannin	2007-10	97	985
2. James Joseph	1986-90	69	725
3. Ronnie Brown	2001-04	57	667
4. Carl Stewart	2004-07	39	612
5. Carnell Williams	2001-04	43	492
6. Fred Beasley	1995-97	31	448
7. Mickey Zofko	1970	34	443
8. Harold Morrow	1994-95	46	433
<b>9. Onterio McCalebb</b>	<b>2009-pres.</b>	<b>41</b>	<b>418</b>
10. Tony Richardson	1991-93	41	384

### Touchdown Receptions

Player	Seasons	Rec	TD
1. Mario Fannin	2007-10	97	9
2. James Brooks	1978-80	18	4
3. Brad Lester	2005-08	26	3
Tre Smith	2002-06	26	3
Fred Beasley	1995-97	31	3
Stephen Davis	1994-95	22	3
Harold Morrow	1994-95	46	3
Tommie Agee	1983-86	28	3
Mickey Zofko	1970	34	3
-- <b>Onterio McCalebb</b>	<b>2009-pres.</b>	<b>36</b>	<b>2</b>

### Yards Per Reception (min. 20 receptions)

Player	Seasons	Rec	Yards	Yds/Rec
1. Carl Stewart	2004-07	39	612	15.69
2. Fred Beasley	1995-97	31	448	14.45
3. Mickey Zofko	1970	34	443	13.03
4. Heath Evans	1998-00	30	354	11.80
5. Ronnie Brown	2001-04	57	667	11.70
6. Joe Frazier	1991-94	21	244	11.62
7. Carnell Williams	2001-04	43	492	11.44
8. James Joseph	1986-90	69	725	10.51
9. Bo Jackson	1982-85	26	272	10.46
<b>10. Onterio McCalebb</b>	<b>2009-pres.</b>	<b>41</b>	<b>418</b>	<b>10.20</b>

# 2011 Auburn Football Game Recaps

<b>GAME</b> <b>1</b>	<b>UTAH STATE</b>	<b>38</b>
	<b>#23 AUBURN</b>	<b>42</b>
	September 3, 2011 • ESPN2 Jordan-Hare Stadium (85,245) • Auburn, Ala.	

Auburn used a pair of minute-and-a-half scoring drives late in the fourth quarter to overcome a 10-point deficit and defeat Utah State, 42-38, in the season-opening game of the 2011 football season at Jordan-Hare Stadium. Barrett Trotter was 17-for-23 for 261 yards and three touchdowns through the air in his first career start while Michael Dyer led Auburn with 57 rushing yards.

Trotter was one of 11 Tigers making their first collegiate start. Auburn also had 21 players make their first career appearance as a Tiger in the game. Of the 21, eight were redshirt freshmen and 13 were true freshmen.

Trailing 38-28 with 3:38 remaining in the game after a Robert Turbin rushing touchdown for Utah State, Auburn covered 65 yards in just six plays to draw within three, 38-35. Trotter was 3-for-4 for 62 yards on the drive, capped off by a Philip Lutzenkirchen 15 yards touchdown catch.

Auburn successfully converted an onside kick following the Lutzenkirchen score, with Emory Blake recovering the kick. That set up Auburn on its own 44 with 2:07 left in the game. Trotter was again 3-for-4 on the drive, covering 29 yards, while Onterio McCalebb rushed it three times for 26 yards, setting up Dyer for a one yard touchdown run up the middle for the game-winning score.

Auburn had to rally from a 14 point deficit midway through the second quarter, trailing 21-7 after the first of two Turbin (22 rushes, 70 yards) touchdown runs.

True freshman Tre Mason sparked the comeback with his 97 yard kickoff return following the Turbin touchdown, drawing Auburn to within a touchdown, 21-14, a score that would hold into halftime. Mason's 97-yard return ranks as the eighth-longest in school history. He would go on to finish with 176 kickoff return yards, tying for the third-most in a game in school history.

Dyer tied the game at 21-21 on Auburn's first possession of the second half, running it in from the 11 yard line to complete an 11 play, 65-yard drive.

Auburn had five touchdown drives and only one lasted more than three minutes, it being the drive out of the half which lasted just 3:46. Three of the other four

were just over a minute-and-a-half while the other lasted 2:55.

Chuckie Keeton was 21-for-30 for 213 yards for Utah State while Turbin and Kerwynn Williams (10 rushes, 69 yards) combined to rush for 139 of Utah State's 227 rushing yards.

Bobby Wagner led the Aggies with 10 tackles, followed by Kyle Gallagher with seven.

Blake led the Auburn receiving corps with three catches for 95 yards and a touchdown. Stallworth, who was one of the 11 Tigers making their first career start, was right behind him with four catches for 93 yards.

Defensively, linebacker Jonathan Evans led the Tigers with 14 total tackles, including 10 in the first half. Right behind him was fellow linebacker Jake Holland with a career-high 11, including two for loss. Senior Neiko Thorpe rounded out the top three with nine tackles.

SCORING SUMMARY		
Utah State	14	7 3 14 — 38
Auburn	7	7 14 14 — 42
USU - Williams 43 yd run (Thompson kick), 10:30, 1st AU - Blake 56 yd pass from Trotter (Parkey kick), 8:59, 1st USU - Keeton 3 yd run (Thompson kick), 1:32, 1st USU - Turbin 1 yd run (Thompson kick), 7:58, 2nd AU - Mason 97 yd kickoff return (Parkey kick), 7:46, 2nd AU - Dyer 11 yd run (Parkey kick), 11:14, 3rd USU - Thompson 34 yd field goal, 4:52, 3rd AU - Stallworth 39 yd pass from Trotter (Parkey kick), 1:57, 3rd USU - Keeton 7 yd run (Thompson kick), 11:20, 4th USU - Turbin 1 yd run (Thompson kick), 3:38, 4th AU - Lutzenkirchen 15 yd pass from Trotter (Parkey kick), 2:07, 4th AU - Dyer 1 yd run (Parkey kick), 0:30, 4th		
TEAM STATISTICS		
	USU	AU
First Downs	27	17
Rushes-Yards	53-227	30-78
Passing Yards	221	286
Comp-Att-Int	22-31-0	18-24-0
Total Plays-Yards	84-448	54-364
Punts-Avg.	3-50.0	4-43.5
Fumbles/Lost	0/0	1/0
Penalties-Yards	6-38	7-60
3rd Down Conv.	10-of-17	3-of-9
Time of Possession	37:41	22:19
INDIVIDUAL STATISTICS		
<b>RUSHING: (USU)</b> - Turbin 22-70 (2 TD); Williams 10-69 (TD); Keeton 8-33 (2 TD); Jacobs 3-23; Morrison 3-22; Smith 6-12; Team 1-minus 2. <b>(AU)</b> - Dyer 14-57 (2 TD); McCalebb 9-44; Mason 1-2; Trotter 5-minus 9; TEAM 1-minus 16.		
<b>PASSING: (USU)</b> - Keeton 21-30-0-213; Morrison 1-1-0-8. <b>(AU)</b> - Trotter 17-23-0-261 (3 TD); Moseley 1-1-0-25.		
<b>RECEIVING: (USU)</b> - Austin 6-67; Lloyd 3-25; Smith 2-44; Morrison 2-19; Reynolds 2-6; Jacobs 2-minus 1; Martin 1-25; Moats 1-11; Turbin 1-9; Tialavea 1-8; Van Leeuwen 1-8. <b>(AU)</b> - McCalebb 5-43; Stallworth 4-93 (TD); Reed 4-33; Blake 3-95 (TD); Lutzenkirchen 2-22 (TD).		

<b>GAME</b> <b>2</b>	<b>#16 MISSISSIPPI STATE</b>	<b>34</b>
	<b>AUBURN</b>	<b>41</b>
	September 10, 2011 • SEC Network Jordan-Hare Stadium (87,451) • Auburn, Ala.	

Ryan Smith made a game-saving tackle on Mississippi State quarterback Chris Relf at the goal line as time expired to preserve Auburn's 41-34 victory over No. 16 Mississippi State on Sept. 10 at Jordan-Hare Stadium. The two teams combined for 28 first quarter points and 55 first half points before both defenses tightened up and Auburn won its 17th consecutive game, currently the longest in FBS.

Barrett Trotter, who finished the game 16-for-23 for 146 yards with two touchdowns and an interception, hit tight end Philip Lutzenkirchen for a 10-yard touchdown pass just under a minute into the fourth quarter to give Auburn a 14-point cushion, 41-27. Auburn, which trailed just once in the game, won its seventh straight game against a team ranked in the AP poll.

Trotter's favorite target on the afternoon was Emory Blake, who caught seven passes for 108 yards with a touchdown. Blake's touchdown catch, a 46-yard catch-and-run, tied the game at 21-21 in the second quarter as Auburn scored 17 points in the second quarter to take a 31-24 lead into the half.

Michael Dyer rushed for 150 yards on 18 carries, averaging 8.3 yards per carry, scoring twice. His first touchdown came on Auburn's first possession of the game when he went 35 yards for the score to put Auburn up, 7-0. His second touchdown gave Auburn the lead for good at 28-21 with 4:51 left in the first half as he went in from two yards out to cap a six-play, 59-yard drive.

Auburn took a 14-0 lead less than four minutes into the game as Demetruce McNeal returned a Relf interception 43 yards for the score.

Mississippi State wasted little time answering as LaDarius Perkins (11 rushes, 78 yards), scored on a 40-yard run less than a minute after McNeal's score and then Relf found Brandon Heavens for a 15-yard touchdown pass four minutes later to tie it at 14-14.

Relf finished the game 20-for-33 for 195 yards with a touchdown and an interception and also rushed 27 times for 106 yards.

Vick Ballard was the top rusher for Mississippi State, tallying 135 yards on 21 carries. Relf was right behind him with 106 yards on 27 carries, giving the Bulldogs a pair of 100-yard rushers.

Cody Parkey hit a pair of field goals for Auburn, connecting from 43 yards out right before the half to put Auburn up, 31-24, and then again right after the half to put Auburn ahead, 34-24.

The field goals were the first of Parkey's collegiate career. The first, the 43-yarder, came after Auburn took over possession with 40 seconds left in the half. The Tigers ran five plays, moving 54 yards before Parkey scored with five seconds left on the clock.

Defensively for the Tigers, Daren Bates led the team with 12 tackles, followed by Neiko Thorpe with 11. Nosa Eguae tallied nine while T'Sharvan Bell and McNeal notched eight apiece. Corey Lemonier had a team-high two tackles for loss, including Auburn's lone sack of the day.

SCORING SUMMARY		
Mississippi State	14	10 3 7 — 34
Auburn	14	17 3 7 — 41
AU - Dyer 35 yd run (Parkey kick), 12:37, 1st AU - McNeal 43 yd interception return (Parkey kick), 11:39, 1st MSU - Perkins 40 yd run (DePasquale kick), 10:38, 1st MSU - Heavens 15 yd pass from Relf (DePasquale kick), 6:32, 1st MSU - Banks 27 yd interception return (DePasquale kick), 10:36, 2nd AU - Blake 46 yd pass from Trotter (Parkey kick), 8:37, 2nd AU - Dyer 2 yd run (Parkey kick), 4:51, 2nd MSU - DePasquale 27 yd field goal, 0:40, 2nd AU - Parkey 43 yd field goal, 0:05, 2nd AU - Parkey 37 yd field goal, 12:13, 3rd MSU - DePasquale 32 yd field goal, 9:12, 3rd AU - Lutzenkirchen 10 yd pass from Trotter (Parkey kick), 14:03, 4th MSU - Ballard 3 yd run (DePasquale kick), 4:51, 4th		
TEAM STATISTICS		
	MSU	AU
First Downs	31	21
Rushes-Yards	63-333	36-235
Passing Yards	198	146
Comp-Att-Int	21-34-1	16-23-1
Total Plays-Yards	97-531	59-381
Punts-Avg.	6-40.0	6-45.7
Fumbles/Lost	2/0	1/0
Penalties-Yards	10-75	7-85
3rd Down Conv.	11-of-20	4-of-12
Time of Possession	36:07	23:53
INDIVIDUAL STATISTICS		
<b>RUSHING: (MSU)</b> - Ballard 21-135 (TD); Relf 27-106; Perkins 11-78 (TD); Bumphis 2-14; Marcus 1-1; TEAM 1-minus 1. <b>(AU)</b> - Dyer 18-150 (2 TD); McCalebb 11-68; Mason 3-14; Trotter 4-3.		
<b>PASSING: (MSU)</b> - Relf 20-33-1-195 (TD); Bumphis 1-1-0-3. <b>(AU)</b> - Barrett Trotter 16-23-1-146 (2 TD).		
<b>RECEIVING: (MSU)</b> - Ballard 5-64; Heavens 3-46 (TD); Carr 3-21; Bumphis 2-31; Sanders 2-19; Clark 1-6; Lewis 1-3; Hill 1-3; Relf 1-3; Perkins 1-2; Claussell 1-0. <b>(AU)</b> - Blake 7-108 (TD); McCalebb 4-24; Lutzenkirchen 3-18 (TD); Reed 1-0; Stallworth 1-minus 4.		

# 2011 Auburn Football Game Recaps

<b>GAME</b> <b>3</b>	<b>#21 AUBURN</b>	<b>24</b>
	<b>CLEMSON</b>	<b>38</b>
	September 24, 2011 • ABC Memorial Stadium (82,000) • Clemson, S.C.	

Clemson's Tajh Boyd threw for four touchdowns and 386 yards to lead Clemson to a 38-24 victory over No. 21 Auburn at Memorial Stadium on Sept. 17 to end the nation's longest winning streak at 17 games. Michael Dyer led Auburn with 151 yards rushing and two touchdowns.

Auburn got off to a fast start with a pair of touchdowns and two Clemson three-and-outs. Dyer scampered a career-high 52 yards untouched for a touchdown on his first play to give Auburn a 7-0 lead at 4:24 into the game.

On fourth down on Auburn's next possession, Barrett Trotter fired a down-field strike to Emory Blake for a 36-yard touchdown to put Auburn ahead 14-0 with 7:54 left in the opening quarter. Auburn finished the first quarter with 182 yards total offense.

On the first play of the second quarter, Clemson cut the lead in half on a 4-yard Boyd to DeAndre Hopkins touchdown pass. Auburn answered with its longest scoring drive, play-wise, of the season with a 16-play, 90-yard touchdown drive in 5:57 that was capped on a 1-yard Dyer touchdown run for a 21-7 lead with 8:54 left in the half.

Clemson scored 14 straight points to close out the half, totaling 21 second-quarter points. The Atlantic Coast Conference Tigers drew to within 21-14 on a Boyd's 6-yard touchdown pass to tight end Dwayne Allen on third down with 5:06 remaining in the half. Clemson had three third down conversions on the drive.

After stopping Auburn, Clemson tied the game at 21 on Andre Ellington's 2-yard rushing touchdown with 1:11 remaining as both teams combined for 520 yards total offense in the first half. Auburn outgained Clemson 285-235.

On a third and six on the opening possession of the second half, Boyd completed a 65-yard touchdown pass to Sammy Watkins on a four-play drive to give Clemson its first lead of the game at 28-21, only 1:15 into the half.

With Clemson driving, Demetruce McNeal laid a hit on Clemson's Mike Bellamy to force a fumble that was recovered by Neiko Thorpe at the Auburn 18 with 8:01 left in the third for Auburn's first fumble recovery of the season.

On the first play after the turnover, Dyer had a 45-yard rush up the right side-line. Trotter then completed a 12-yard pass to Travante Stallworth on third down for a first down by a nose at the Clemson 26 to set up Cody Parkey's 38-yard field goal to draw Auburn within 28-24.

Clemson answered with a 19-yard Boyd to Watkins 24 touchdown pass to make it 35-24 with 16 seconds remaining in the third.

Clemson upped its lead to 38-24 on a 38-yard field goal by Chandler Catanzaro with 11:48 remaining. Auburn's drive on the next possession ended with an interception.

Clemson outgained Auburn 624-435 in total offense and ran 92 plays to Auburn's 63. Clemson was 14-of-18 in third down conversions to Auburn's 5-of-13, while possessing the ball for 36:15 to 23:45 for Auburn.

Barrett Trotter was 12-of-25 passing for 198 yards and one touchdown.

SCORING SUMMARY				
Auburn	.....14	7	3	0 — 24
Clemson	.....0	21	14	3 — 38

- AU - Dyer 52 yd run (Parkey kick), 10:36, 1st
- AU - Blake 36 yd pass from Trotter (Parkey kick), 7:54, 1st
- CU - Hopkins 4 yd pass from Boyd (Catanzaro kick), 14:56, 2nd
- AU - Dyer 1 yd run (Parkey kick), 8:54, 2nd
- CU - Allen 6 yd pass from Boyd (Catanzaro kick), 5:06, 2nd
- CU - Ellington 2 yd run (Catanzaro kick), 1:11, 2nd
- CU - Watkins 65 yd pass from Boyd (Catanzaro kick), 13:45, 3rd
- AU - Parkey 38 yd field goal, 5:00, 3rd
- CU - Watkins 19 yd pass from Boyd (Catanzaro kick), 0:16, 3rd
- CU - Catanzaro 38 yd field goal, 11:48, 4th

TEAM STATISTICS	AU	CU
First Downs	19	32
Rushes-Yards	38-237	50-238
Passing Yards	198	386
Comp-Att-Int	12-25-1	30-42-0
Total Plays-Yards	63-435	92-624
Punts-Avg.	6-41.3	3-46.0
Fumbles/Lost	0/0	1/1
Penalties-Yards	5-40	6-50
3rd Down Conv.	5-of-13	14-of-18
Time of Possession	23:45	36:15

- INDIVIDUAL STATISTICS**
- RUSHING:** (AU) - Dyer 16-151 (2TD); McCalebb 10-34; Mason 4-15; Trotter 4-14; Reed 2-12; Bray 1-8; Frazier 1-3. (CU) - Howard 9-86; Ellington 14-46 (TD); Watkins 7-44; Bellamy 11-36; Boyd 7-30; TEAM 2-minus 4.
- PASSING:** (AU) - Trotter 12-25-1-198 (TD). (CU) - Boyd 30-42-0-386 (4TD).
- RECEIVING:** (AU) - Stallworth 5-71; Reed 3-31; Benton 1-41; Blake 1-36 (TD); McCalebb 1-17; Carr 1-2. (CU) - Watkins 10-155 (2TD); Hopkins 7-83 (TD); Allen 7-80 (TD); Peake 2-41; Ja. Brown 2-22; Bellamy 1-4; Ellington 1-1.

<b>GAME</b> <b>4</b>	<b>FLORIDA ATLANTIC</b>	<b>30</b>
	<b>AUBURN</b>	<b>14</b>
	September 24, 2011 • FSN Jordan-Hare Stadium (82,249) • Auburn, Ala.	

A 20-point third quarter propelled the Auburn Tigers to a 30-14 victory over Florida Atlantic on Saturday night before 82,249 fans at Jordan-Hare Stadium.

Quarterback Barrett Trotter finished 16-for-28 passing for 178 yards, tossing two touchdown passes along with one interception. Michael Dyer led the Auburn rushing attack with 68 yards on 14 carries, and Emory Blake had 78 yards on five receptions with a touchdown.

The Auburn defense, however, was responsible for a good amount of the Tiger offense. Auburn had three interceptions on the night with two leading to points. Neiko Thorpe and Jermaine Whitehead each had a pick in the third quarter, with Whitehead returning his 25 yards for a touchdown to give Auburn a 17-6 lead on FAU's third offensive play of the half. It was the first career interception and touchdown for Whitehead. Thorpe's interception later in the quarter was the fifth of his career and set up a 31-yard field goal by Cody Parkey to give Auburn a 27-6 lead with 6:51 on the clock in the third.

Between the two interceptions, Trotter found McCalebb on a screen pass that went for 51 yards and an Auburn touchdown, increasing the Tiger lead to 24-6 at the 8:07 mark of the third quarter. It was the second receiving touchdown of McCalebb's career and his longest reception as a Tiger, surpassing a 25-yard catch against Utah State earlier this season.

Parkey would tack on his third field goal of the night with a 37-yard kick to extend the Auburn lead to 30-6 on the final play of the third quarter.

FAU got on the board first, taking advantage of an Auburn turnover deep in Tiger territory. The Owls picked up one first down, then settled for a 39-yard field goal from Vinny Zaccario to take a 3-0 lead.

Auburn would answer on its next possession, putting together an 11-play, 60-yard drive that ended with a 10-yard touchdown pass from Trotter to Blake; Parkey would kick it to 7-3 midway through the first quarter.

The Tigers would again march into Owl territory on their next possession and increase their lead to 10-3 on a 41-yard Parkey field goal just before the end of the opening period.

SCORING SUMMARY				
Florida Atlantic	.....3	3	0	8 — 14
Auburn	.....10	0	20	0 — 41

- FAU - Zaccario 39 yd field goal, 11:36, 1st
- AU - Blake 10 yd pass from Trotter (Parkey kick), 7:30, 1st
- AU - Parkey 41 yd field goal, 1:50, 1st
- FAU - Zaccario 43 yd field goal, 10:10, 2nd
- AU - Whitehead 25 yd interception return (Parkey kick), 13:34, 3rd
- AU - McCalebb 51 yd pass from Trotter (Parkey kick), 8:07, 3rd
- AU - Parkey 31 yd field goal, 6:51, 3rd
- AU - Parkey 37 yd field goal, 0:02, 3rd
- FAU - Morris 12 yd pass from Wilbert (Dorvilus pass from Wilbert), 9:26, 4th

TEAM STATISTICS	FAU	AU
First Downs	20	16
Rushes-Yards	34-108	33-137
Passing Yards	199	178
Comp-Att-Int	21-32-3	16-29-1
Total Plays-Yards	66-307	62-315
Punts-Avg.	4-40.0	3-46.3
Fumbles/Lost	5/0	2/0
Penalties-Yards	6-51	4-25
3rd Down Conv.	6-of-14	7-of-15
Time of Possession	33:46	26:14

- INDIVIDUAL STATISTICS**
- RUSHING:** (FAU) - Morris 15-85; Stinson 11-42; Wilbert 3-minus 3; Floyd 3-minus 6; Kooi 2-minus 10. (AU) - Dyer 14-68; Frazier 3-30; Trotter 7-25; McCalebb 4-17; Mason 1-3; Bray 4-minus 6.
- PASSING:** (FAU) - Wilbert 20-31-3-191 (TD); David Kooi 1-1-0-8. (AU) - Trotter 16-28-1-178 (2TD); Frazier 0-1-0-0.
- RECEIVING:** (FAU) - Morris 4-43 (TD); Richardson 4-41; Dorvilus 3-17; Floyd 3-13; Cunningham 2-25; Williams 2-22; Moise 1-16; Stinson 1-14; Clark 1-8. (AU) - Blake 5-78 (TD); Reed 5-27; McCalebb 2-56 (TD); Fulse 2-12; Carr 1-5; Bray 1-0.

Another field goal from Zaccario early in the second quarter, this one from 43 yards, would cut the Tiger lead to 10-6 after a 13-play, 61-yard drive by the Owls. From there, both teams would cross midfield on multiple occasions, but no further scoring opportunities presented themselves before the half.

Florida Atlantic would score its first touchdown of the season midway through the fourth quarter, capping off an 11-play, 78-yard drive with a 12-yard pass to Alfred Morris; the Owls' two-point try was good to make it a 16-point game with just under 10 minutes to play.

Morris led the Owls with 85 rushing yards on 15 carries and also four catches for 43 yards. Quarterback Graham Wilbert was 20-for-31 for 191 yards and a touchdown, but threw three interceptions, one of which was returned for a touchdown.

# 2011 Auburn Football Game Recaps

<b>GAME</b> <b>5</b>	<b>AUBURN</b>	<b>16</b>
	<b>#10 SOUTH CAROLINA</b>	<b>13</b>
	October 1, 2011 • CBS	
	Williams-Brice Stadium (81,767) • Columbia, S.C.	

It was an Auburn team effort of defense all day long and Tigers offense when it counted as Auburn upset No. 10 South Carolina 16-13 in Williams-Brice Stadium on Oct. 1. Auburn's Barrett Trotter threw a touchdown pass to Philip Lutzenkirchen with 1:38 left in the game to give Auburn the lead for good.

South Carolina took over on its own 20 and drove the ball down to the Auburn 42 with 12 seconds remaining. Marcus Lattimore rushed for three yards and a first down just after a 19-yard Stephen Garcia to Alshon Jeffery completion. After an incomplete pass with 8 seconds remaining, Garcia completed a pass to the Auburn 30 as time ran out.

Lattimore, who came in as the nation's third-leading rusher with 611 yards in four games (152.75 yards/game), was limited to 66 yards rushing on 17 carries. Auburn's defense caused four turnovers on the day, two interceptions and recovered fumbles each, and held South Carolina to a season-low 289 yards.

Auburn held South Carolina on three plays on the opening drive, and then let the offense take over. The Tigers drove 47 yards in 10 plays as Cody Parkey nailed a 21-yard field goal to give Auburn a 3-0 lead almost five minutes into the game.

On the Gamecocks' next possession, Lattimore fumbled and Auburn's Jonathon Mincy recovered it at the SC 36. On a second down end around trick play, Auburn freshman wide receiver C.J. Uzomah threw an interception intended for freshman Quan Bray at the South Carolina 11 that was returned 10 yards.

That led to an Alshon Jeffery 50-yard touchdown reception from Stephen Garcia to give South Carolina a 6-3 lead with 6:57 left in the first quarter. Corey Lemonier blocked the extra point.

On the first play of the second quarter, Kiehl Frazier scampered 22 yards to the 1 yard line to set up a Mike Dyer touchdown dive two plays later in the Wildcat formation as Auburn regained a 9-6 lead. Parkey's missed point after hit the right upright.

Auburn's Ryan White threw an interception on a 32-yard fake field goal attempt with just over a minute to go in the half as the Tigers' went into the locker room with a 9-6 lead.

Lattimore put South Carolina back on top, 13-9, with a 15-yard touchdown run with 5:58 left in the third quarter on a 2-play, 50-yard drive that was set up on a Garcia to Bruce Ellington 35-yard pass reception.

Neiko Thorpe intercepted a deep Garcia pass at the Auburn 31 and returned it to midfield with two minutes left in the third. On 3rd and 13, Trotter was intercepted by C.C. Whitlock at the Carolina 42. Whitlock returned it just past midfield before Lutzenkirchen laid a hit on Whitlock and recovered the fumble at the Auburn 48.

The change of possession gave the Tigers a big first down. The drive ended when Trotter threw an interception in the end zone for a touch-back that was nearly broken up Auburn's Jay Wisner.

Dyer finished with a school record-tying 41 carries for 141 yards and a touchdown. The 41 carries ties Cadillac Williams' record set at Georgia in 2001. Trotter went 12-of-23 for 112 yards and a touchdown while McCalebb finished with 9 rushes for 58 yards and 3 receptions for 33 yards. AU ran a season-high 92 plays for 358 total yards.

Dyer finished with a school record-tying 41 carries for 141 yards and a touchdown. The 41 carries ties Cadillac Williams' record set at Georgia in 2001. Trotter went 12-of-23 for 112 yards and a touchdown while McCalebb finished with 9 rushes for 58 yards and 3 receptions for 33 yards. AU ran a season-high 92 plays for 358 total yards.

SCORING SUMMARY			
Auburn	.....3	6	0 7 — 16
South Carolina	.....6	0	7 0 — 13
AU - Parkey 21 yd field goal, 10:12, 1st			
SC - Jeffrey 50 yd pass from Garcia (Wooten kick blocked), 6:57, 1st			
AU - Dyer 1 yd run (Parkey kick failed), 14:22, 2nd			
SC - Lattimore 15 yd run (Wooten kick), 5:58, 3rd			
AU - Lutzenkirchen 9 yd pass from Trotter (Parkey kick), 1:38, 4th			
TEAM STATISTICS			
	<b>AU</b>		<b>SC</b>
First Downs	22		13
Rushes-Yards	67-246		29-129
Passing Yards	112		160
Comp-Att-Int	12-25-4		9-23-2
Total Plays-Yards	92-358		52-289
Punts-Avg.	7-37.9		7-41.6
Fumbles/Lost	0/0		3/2
Penalties-Yards	5-55		7-55
3rd Down Conv.	11-of-22		2-of-10
Time of Possession	35:47		24:13
INDIVIDUAL STATISTICS			
<b>RUSHING:</b> (AU) - Dyer 41-141 (TD); McCalebb 9-58; Frazier 9-48; Trotter 8-minus 1. (SC) - Lattimore 17-66 (TD); Garcia 10-62; Byrd 1-2; Ellington 1-minus 1.			
<b>PASSING:</b> (AU) - Trotter 12-23-2-112 (TD); White 0-1-1-0; Uzomah 0-1-1-0; Frazier 0-0-0-0. (SC) - Garcia 9-23-2-160 (TD).			
<b>RECEIVING:</b> (AU) - McCalebb 3-33; Blake 3-16; Wisner 1-20; Benton 1-15; Lutzenkirchen 1-9 (TD); Carr 1-7; Dyer 1-6; Bray 1-6. (SC) - Jeffery 5-86 (TD); Ellington 3-60; Wilds 1-14.			

<b>GAME</b> <b>6</b>	<b>#15 AUBURN</b>	<b>14</b>
	<b>#10 ARKANSAS</b>	<b>38</b>
	October 7, 2011 • ESPN	
	Donald W. Reynolds Razorback Stadium (74,191) • Fayetteville, Ark.	

Tyler Wilson threw for 262 yards on 24-of-36 passing and two touchdowns to lead No. 10 Arkansas to a 38-14 victory over No. 15 Auburn at Razorback Stadium on Oct. 8, ending the Tigers' 11-game winning streak against SEC opponents. Arkansas scored 31 unanswered points after Auburn took a 14-7 lead with two seconds left in the first quarter.

Wide receiver Joe Adams scored on a 92-yard touchdown on Arkansas' first second-half play from scrimmage to give the Razorbacks a 28-14 lead with 7:43 left in the third. The Razorbacks took over at the Auburn 26 after Barrett Trotter's pass went through the hands of DeAngelo Benton. It led to Arkansas taking a 31-14 lead on Zach Hocker's 36-yard field goal with 12:10 remaining in the game. The Tigers defense held the Razorbacks for five straight three-and-outs after the 92 yard touchdown run.

Kiehl Frazier's second interception of the game was returned 29 yards to the Auburn 16 with 7:17 left. Wilson threw a third-down screen pass to running back Dennis Johnson, who scored on a 33-yard touchdown reception to give Arkansas a 38-14 lead with 5:50 remaining.

After an 11-yard punt on Auburn's first possession of the game, Arkansas took over on the Tigers' 37. Auburn's defense held as Hocker missed a 34-yard field goal attempt that hit the left upright just over three minutes in.

Frazier completed his first career pass on a 14-yard screen to Onterio McCalebb. A 13-yard Trotter to Quindarius Carr pass on 3rd and 12 to the Auburn 45 set up a career-long 55-yard touchdown run by Michael Dyer on the next play to give Auburn a 7-0 lead just over five minutes in.

Arkansas came back and tied it 7-7 with a 6-yard touchdown run by Broderick Green with 6:53 left in the first. On Arkansas' next drive, one that included a 40-yard Wilson to Jarius White first down completion to the Auburn 40, Auburn's Corey Lemoneir came up huge. Lemoneir sacked Wilson and forced a fumble that was recovered by Jeffrey Whitaker at the Arkansas 47.

That turnover led to a nine-play drive that was capped by Frazier scoring his first career touchdown on a 7-yard run to give Auburn a 14-7 lead with two seconds left in the first quarter. Auburn's two touchdowns were scored by Arkansas natives, Dyer and Frazier.

SCORING SUMMARY			
Auburn	.....14	0	0 0 — 14
Arkansas	.....7	14	7 10 — 38
AU - Dyer 55 yd run (Parkey kick), 9:56, 1st			
AR - Green 6 yd run (Hocker kick), 6:53, 1st			
AU - Frazier 7 yd run (Parkey kick), 0:02, 1st			
AR - Wilson 1 yd run (Hocker kick), 9:36, 2nd			
AR - Wright 5 yd pass from Wilson (Hocker kick), 4:23, 2nd			
AR - Adams 92 yd run (Hocker kick), 7:43, 3rd			
AR - Hocker 36 yd field goal, 12:10, 4th			
AR - Johnson 18 yd pass from Wilson (Hocker kick), 5:50, 4th			
TEAM STATISTICS			
	<b>AU</b>		<b>AR</b>
First Downs	18		17
Rushes-Yards	52-291		31-176
Passing Yards	104		262
Comp-Att-Int	9-25-3		24-36-0
Total Plays-Yards	77-395		67-438
Punts-Avg.	9-40.0		7-44.4
Fumbles/Lost	0/0		2/1
Penalties-Yards	11-105		4-26
3rd Down Conv.	6-of-17		5-of-16
Time of Possession	32:43		27:17
INDIVIDUAL STATISTICS			
<b>RUSHING:</b> (AU) - Dyer 21-112 (TD); McCalebb 13-91; Frazier 13-54 (TD); Mason 3-30; Trotter 2-4. (AR) - Adams 1-92 (TD); Green 16-47 (TD); Johnson 12-42; Wilson 2-minus 5 (TD).			
<b>PASSING:</b> (AU) - Trotter 6-19-1-81; Frazier 2-4-2-18; Uzomah 0-1-0-0; Moseley 1-1-0-5. (AR) - Wilson 24-36-0-262 (2TD).			
<b>RECEIVING:</b> (AU) - McCalebb 3-28; Lutzenkirchen 2-11; Stallworth 1-44; Carr 1-13; Benton 1-5; Bray 1-3. (AR) - Adams 6-49; Wright 5-76 (TD); Childs 4-44; Johnson 3-49 (TD); Gragg 3-17; Tate 2-5; Hamilton 1-22.			

Arkansas drove 80 yards to tie it at 14 on a 4th down and 1 quarterback sneak by Wilson with 9:36 remaining. With Auburn only gaining 44 yards in the second quarter, the Razorbacks took their first lead of the game at 21-14 on a six-yard Wilson to Wright touchdown pass in the back corner of the end zone with 4:23 to go to end the first half scoring.

Dyer rushed for 112 yards on 21 carries and a touchdown. McCalebb rushed for 91 yards on 13 carries while Trotter, Frazier and Clint Moseley combined to complete 9-of-24 passes for 104 yards, one touchdown and three interceptions.

Arkansas outgained Auburn 438 yards total offense to 395 while the Tigers ran 77 plays to the Razorbacks' 67. Auburn rushed for 291 yards.

# 2011 Auburn Football Game Recaps

<b>GAME</b> <b>7</b>	<b>FLORIDA</b>	<b>6</b>
	<b>#24 AUBURN</b>	<b>17</b>
	October 15, 2011 • ESPN	
	Jordan-Hare Stadium (87,451) • Auburn, Ala.	

Auburn's defense held the Florida offense to just 194 total yards, including just 66 on the ground, as No. 24 Auburn won 17-6 on Oct. 15 at Jordan-Hare Stadium. The defense held Florida to a pair of first-half field goals and posted a shutout in the second half.

Auburn's offense churned out 155 yards on the ground, 73 from Michael Dyer and 43 from Onterio McCalebb, and 123 through the air as Clint Moseley entered after halftime and threw for 90 yards on 4-of-7 passing. Philip Lutzenkirchen had three catches for a team-high 48 yards.

Auburn took advantage of a muffed punt return by Florida's Chris Rainey following a 50-yard Steven Clark punt to score its first touchdown of the game. Daren Bates recovered the fumble at the Florida 32 and the offense needed just three plays to cover the 32 yards, capped by a Barrett Trotter 25-yard touchdown pass to DeAngelo Benton. Barrett finished the night 2-for-8 for 33 yards including his first career touchdown.

The touchdown pass was also the first of Benton's career. He finished the night with two catches for 33 yards.

Florida answered with a pair of second-quarter field goals to get to within a point, 7-6, at the half as the Auburn defense held Florida to 104 total yards in the first half.

A McCalebb 14-yard touchdown run down the sideline on the first play of the fourth quarter capped a seven-play, 66-yard scoring drive as Auburn went up 14-6. The touchdown run was McCalebb's first of the season, and his first since the 2010 Georgia game.

The Auburn defense stopped Florida on a key fourth down attempt with 9:30 left in the fourth quarter as Florida drove to the Auburn 16 yard line but couldn't convert on a pass to the left flat.

Holding a 14-6 lead and starting on its own three, Auburn went three-and-out but again Florida couldn't hold onto the punt as Robert Clark fumbled the return, allowing Ikeem Means to pick it up. Six plays later Cody Parkey converted on a 42-yard field goal to cement the win as Florida got the ball back with just 35 seconds left.

Corey Lemonier led Auburn with six tackles, including three for a loss of 20 yards. He also had four of the team's 14 quarterback hurries. Chris Davis and Demetruce McNeal had five tackles each while T'Sharvan Bell notched four tackles and an interception.

SCORING SUMMARY			
Florida	0	6	0 0 — 6
Auburn	7	0	0 10 — 17

AU - Benton 25 yd pass from Trotter (Parkey kick), 2:11, 1st  
 UF - Sturgis 47 yd field goal, 10:28, 2nd  
 UF - Sturgis 25 yd field goal, 2:33, 2nd  
 AU - McCalebb 14 yd run (Parkey kick), 14:53, 4th  
 AU - Parkey 42 yd field goal, 0:35, 4th

TEAM STATISTICS		
	UF	AU
First Downs	14	13
Rushes-Yards	30-66	43-155
Passing Yards	128	123
Comp-Att-Int	15-29-1	7-16-0
Total Plays-Yards	59-194	59-278
Punts-Avg.	7-46.1	9-39.2
Fumbles/Lost	5/2	0/0
Penalties-Yards	6-40	7-79
3rd Down Conv.	3-of-13	1-of-13
Time of Possession	30:33	29:27

**INDIVIDUAL STATISTICS**  
**RUSHING:** (UF) - Rainey 16-33; Gillislee 3-16; Brissett 4-12; Joyer 1-8; Burton 2-5; Driskel 4-minus 8. (AU) - Dyer 23-73; McCalebb 10-43 (TD); Frazier 8-41; Moseley 1-4; Trotter 1-minus 6.  
**PASSING:** (UF) - Driskel 9-18-0-75; Brissett 5-10-1-45; Burton 1-1-0-8. (AU) - Trotter 2-8-0-33 (TD); Moseley 4-7-0-90; Frazier 1-1-0-0.  
**RECEIVING:** (UM) - Hammond 4-40; Burton 4-23; Thompson 3-16; Rainey 2-30; Debose 1-14; Reed 1-5. (AU) - Lutzenkirchen 3-48; Benton 2-33 (TD); Carr 1-42; McCalebb 1-0.

Bell's interception, coming on just the second play of the game, was his first of the season and the fifth of his career.

The interception was one of three turnovers forced by the Tigers, along with a pair of fumbles. Bates and Meas recovered the fumbles, both of which came on punts.

The defensive stand was the best for the Tigers in more than three years. The 194 yards allowed are the fewest since playing Tennessee on Sept. 27, 2008 while the six points allowed are the fewest since allowing two to Mississippi State on Sept. 13, 2008.

The win marks the third in a row for the Tigers over the Gators and is the first time for Auburn to win three straight over Florida since it did from 1987-89.

<b>GAME</b> <b>8</b>	<b>#19 AUBURN</b>	<b>10</b>
	<b>#1 LSU</b>	<b>45</b>
	October 22, 2011 • CBS	
	Tiger Stadium (93,098) • Baton Rouge, La.	

Rueben Randle finished with 106 yards receiving and had two first half touch-down receptions of 46 and 42 yards while Kenny Hilliard rushed for two touchdowns to lead No. 1 LSU to a 45-10 victory over No. 19 Auburn in Tiger Stadium on Oct. 22.

With the help of two Auburn penalties, LSU took the opening kickoff and drove 76 yards in eight plays, taking a 7-0 lead on a Hilliard nine-yard touchdown run.

Cody Parkey drilled a 42-yard field goal to bring Auburn to within 7-3 with 1:26 left in the first quarter. LSU cornerback Ron Brooks made a phenomenal play breaking up a 21-yard Kiehl Frazier to Travante Stallworth pass in the end zone that would have tied the game.

A penalty cost Auburn again on LSU's second touchdown drive. Jordan Jefferson threw a 42-yard touchdown pass to Randle to give the Bayou Bengals a 14-3 lead with five minutes left in the half. It was Jefferson's only pass of the first half.

On the play before, Jefferson fumbled in the backfield and it would have set up a third and long, but Kenneth Carter was flagged for a facemask penalty on Jefferson after the fumble occurred. Instead, LSU had an automatic first down and capitalized on the deep strike.

Another penalty on third down, this time pass interference on Chris Davis on a pass that was nearly picked off by Demetruce McNeal breaking in front of the receiver, led to LSU's third score, a 46-yard touchdown pass from Jarrett Lee to Randle with 40 seconds before halftime.

LSU went into the locker room leading 21-3 as LSU outgained Auburn 213 yards to 113. Auburn also had six first half penalties for 46 yards.

LSU added to its lead on its first drive of the second half as Lee threw his second touchdown pass of the game, a 10-yarder to Russell Shepard for a 28-3 lead with 9:51 left in the third. Tre Mason fumbled the ensuing kickoff after a big hit by LSU's Eric Reid, and LSU took over at the Auburn 22. Hilliard cashed in on a 1-yard dive for a touchdown to put the Tigers ahead 35-3 at the 8:12 mark.

Brooks made his second big play of the game for LSU, intercepting a Clint Moseley pass on the second play after LSU's previous score and returning it 28 yards

SCORING SUMMARY			
Auburn	3	0	0 7 — 10
LSU	7	14	21 3 — 45

LSU - Hilliard 9 yd run (Alleman kick), 11:13, 1st  
 AR - Parkey 42 yd field goal, 1:26, 1st  
 LSU - Randle 42 yd pass from Jefferson (Alleman kick), 5:00, 2nd  
 LSU - Randle 46 yd pass from Lee (Alleman kick), 0:40, 2nd  
 LSU - Shepherd 10 yd pass from Lee (Alleman kick), 9:51, 3rd  
 LSU - Hilliard 1 yd run (Alleman kick), 8:12, 3rd  
 LSU - Brooks 28 yd interception return (Alleman kick), 7:27, 3rd  
 LSU - Alleman 36 yd field goal, 13:56, 4th  
 AU - McCalebb 2 yd run (Parkey kick), 2:22

TEAM STATISTICS		
	AU	LSU
First Downs	18	23
Rushes-Yards	34-87	36-174
Passing Yards	161	219
Comp-Att-Int	14-24-1	16-23-0
Total Plays-Yards	58-248	59-393
Punts-Avg.	7-35.1	4-51.2
Fumbles/Lost	2/1	0/0
Penalties-Yards	7-51	5-60
3rd Down Conv.	4-of-12	3-of-8
Time of Possession	29:25	30:35

**INDIVIDUAL STATISTICS**  
**RUSHING:** (AU) - Dyer 12-60; McCalebb 3-32 (TD); Frazier 9-31; Bray 1-8; Moseley 9-minus 44. (LSU) - Ford 12-82; Hilliard 10-65 (2TD); Blue 5-17; Magee 3-14; Jefferson 4-2; TEAM 1-minus 3; Shepard 1-minus 3.  
**PASSING:** (AU) - Moseley 12-20-1-145; Frazier 2-4-0-16. (LSU) - Lee 14-20-0-165 (2TD); Jefferson 2-3-0-54 (TD).  
**RECEIVING:** (AU) - McCalebb 3-38; Philip Lutzenkirchen 3-23; Benton 2-42; Reed 2-26; Bray 2-22; Stallworth 2-10. (LSU) - Randle 5-106 (2TD); Beckham 3-42; Shepard 3-10 (TD); Clement 2-40; Peterson 1-12; Wright 1-7; Blue 1-2.

for a touchdown to give LSU a 42-3 lead. Drew Alleman closed out the scoring for LSU with a 36-yard field goal that made it 45-3 with 13:56 left in the game.

Onterio McCalebb scored on a two-yard touchdown run to complete a 10-play, 86-yard drive as Auburn made it 45-10 LSU with 2:22 remaining.

Moseley, making his first career start, finished the game 12-of-20 for 145 yards and one interception. It was the 15th most yards by an Auburn quarterback in his first collegiate start. Michael Dyer rushed for 60 yards on 12 carries while DeAngelo Benton had two receptions for 42 yards and McCalebb three catches for 38 yards.

LSU outgained Auburn 393 yards to 248. Lee completed 14-of-20 passes for 165 yards and two touchdowns. Michael Ford rushed for 82 yards on 12 carries.

# 2011 Auburn Football Game Recaps

<b>GAME</b> <b>9</b>	<b>OLE MISS</b>	<b>23</b>
	<b>AUBURN</b>	<b>41</b>
	October 29, 2011 • ESPN	
Jordan-Hare Stadium (85,347) • Auburn, Ala.		

Auburn's offense exploded for 24 second-half points and the defense stiffened to allow just a final-play touchdown as Auburn picked up a 41-23 win over Ole Miss on Oct. 29 at Jordan-Hare Stadium. Michael Dyer rushed for 177 yards, three shy of his career high, and Clint Moseley tossed four touchdown passes for Auburn.

Dyer and the rest of the Auburn backfield pounded the Ole Miss defense, rolling up 254 rushing yards on 50 carries, averaging better than five yards per carry. Onterio McCalebb picked up 61 of those yards on 15 carries.

Moseley, making his second career start and his first start in Jordan-Hare Stadium, finished with an 80 percent accuracy, hitting 12-of-15 passing for 160 yards. Emory Blake, who missed two of the last three games and hadn't had a catch since the win over South Carolina on Oct. 1, led the team with 71 yards receiving on five catches, scoring the first of three second-half Auburn touchdowns to give Auburn a 24-17 lead.

Philip Lutzenkirchen had a pair of touchdown catches, putting Auburn up 7-0 in the first quarter and then grabbing a one-handed, four-yard touchdown catch in the fourth quarter that put Auburn up 41-17.

Quindarius Carr was on the receiving end of Moseley's other touchdown pass, scoring on a 45-yard catch and run in the first quarter that put Auburn up 14-0.

Following the two game-opening Auburn touchdowns to Lutzenkirchen and Carr, Ole Miss got on the board with 1:09 left in the quarter on a one-yard Brandon Bolden run.

The teams traded field goals to start the second quarter, Byron rose hitting from 39 yards out for Ole Miss while Cody Parkey struck from 40 yards out for Auburn. Bolden again scored on a one-yard run with 6:04 left in the half to send them game into a 17-17 tie at the break.

Auburn then came out and dominated the second half, racking up 24 points on 218 yards of total offense. The Tiger defense also stepped up, holding the Rebels to just 163 yards of offense and six points. The lone Ole Miss score in the half came on a 10-yard pass from Randall Mackey to Nickolas Brassell as time expired.

Along with touchdowns from Blake, Dyer and Lutzenkirchen in the half, Auburn also got another field goal from Parkey, giving him two in the game.

SCORING SUMMARY			
Ole Miss	7	10	0 6 — 23
Auburn	14	3	14 10 — 41
<p>AU - Lutzenkirchen 13 yd pass from Moseley (Parkey kick), 11:00, 1st                      AU - Carr 45 yd pass from Moseley (Parkey kick), 4:21, 1st                      UM - Bolden 1 yd run (Rose kick), 1:09, 1st                      UM - Rose 39 yd field goal, 14:45, 2nd                      AU - Parkey 40 yd field goal, 9:52, 2nd                      UM - Bolden 1 yd run (Rose kick), 6:04, 2nd                      AU - Blake 25 yd pass from Moseley (Parkey kick), 7:22, 3rd                      AU - Dyer 4 yd run (Parkey kick), 0:00, 3rd                      AU - Parkey 31 yd field goal, 11:47, 4th                      AU - Lutzenkirchen 4 yd pass from Moseley (Parkey kick), 4:49, 4th                      UM - Brassell 10 yd pass from Mackey, 0:00, 4th</p>			
TEAM STATISTICS			
	UM	AU	
First Downs	21	20	
Rushes-Yards	44-220	50-254	
Passing Yards	162	160	
Comp-Att-Int	16-28-1	12-15-0	
Total Plays-Yards	72-382	65-414	
Punts-Avg.	5-38.0	3-35.7	
Fumbles/Lost	2/2	3/2	
Penalties-Yards	6-29	4-20	
3rd Down Conv.	7-of-15	5-of-11	
Time of Possession	28:58	31:02	
INDIVIDUAL STATISTICS			
<b>RUSHING: (UM)</b> - Bolden 13-114 (2TD); Scott 14-78; Brassell 4-19; Mackey 13-9. <b>(AU)</b> - Dyer 27-177 (TD); McCalebb 15-61; Mason 2-18; Frazier 4-8; Bray 1-4; Moseley 1-minus 14.			
<b>PASSING: (UM)</b> - Mackey 15-27-1-157 (TD); Bolden 1-1-0-5. <b>(AU)</b> - Moseley 12-15-0-160 (4TD).			
<b>RECEIVING: (UM)</b> - Brassell 4-32 (TD); Moncrief 3-34; Scott 2-26; Logan 2-20; Moore 1-17; Allen 1-12; Mosley 1-8; Bolden 1-8; Mackey 1-5. <b>(AU)</b> - Blake 5-71 (TD); Lutzenkirchen 3-27 (2TD); Carr 1-45 (TD); Bray 1-11; McCalebb 1-5; Dyer 1-1.			

Eltoro Freeman led the Auburn defense with 11 tackles (nine solo) as Auburn surrendered just 48 yards rushing in the second half and 115 yards passing in the final two quarters, 59 of which came on the final drive of the game with Auburn comfortably ahead.

Corey Lemonier and Nosa Eguae each recovered a fumble in the game while T'Sharvan Bell picked up an interception, returning it for 41 yards.

In all, the Tigers registered 7.0 tackles for loss and 4.0 sacks in the game.

Mackey was 15-of-27 for 114 yards with a touchdown and an interception. Bolden led the Ole Miss rushing attack with 117 yards on 13 carries, scoring twice. Donte Moncrief and Brassell led the Rebels in receiving with 34 and 32 yards, respectively.

<b>GAME</b> <b>10</b>	<b>#24 AUBURN</b>	<b>7</b>
	<b>#14 GEORGIA</b>	<b>45</b>
	November 12, 2011 • CBS	
Sanford Stadium (92,746) • Athens, Ga.		

Aaron Murray threw four touchdown passes, Isaiah Crowell rushed for 132 yards and a touchdown and Carlton Thomas had 127 rushing yards as No. 14 Georgia downed No. 24 Auburn, 45-7, Nov. 12., at Sanford Stadium in Athens, Ga.

Sophomore Michael Dyer eclipsed the 1,000-yard rushing mark on the season with a 17-yard gain on the first play of the second half to become just the fourth Tiger to record consecutive 1,000-yard rushing seasons. Dyer, who has 1,037 rushing yards this year, ran for an Auburn freshman-record 1,093 yards last season. The Little Rock, Ark., native joined James Brooks (1978-79), Stephen Davis (1994-95) and Carnell Williams (2003-04) in the exclusive club.

Georgia took a 7-0 lead on the opening drive of the game as Murray threw an 8-yard touchdown pass to Tavarres King on third down, the fourth such conversion on the 70-yard drive that included a pivotal 44-yard completion to Malcolm Mitchell to the Auburn 11 on a 3rd and 15.

Auburn came right back as Clint Moseley tossed an option reverse to freshman wide receiver C.J. Uzomah, who completed his first career pass, a four-yard touchdown to Philip Lutzenkirchen with 6:13 left in the opening quarter. The play was set up by Moseley's 45-yard play-action pass to Emory Blake down to the Bulldog 9. The Tigers drove 76 yards on eight plays in 2:47. It was all Georgia after that as the Bulldogs scored 38 straight points to end the game.

Georgia continued the first quarter shootout on Murray's second touchdown pass, a 27-yard beauty to a diving Michael Bennett on tight coverage by Neiko Thorpe to put the Bulldogs up 14-7 with 3:02 on the clock.

Eltoro Freeman, who had two fumble recoveries and one forced, recovered his first Bulldog fumble at the Auburn 45 less than two minutes into the second quarter. On the next play, Onterio McCalebb mishandled a toss on a reverse from Dyer and Georgia recovered at the Auburn 40. That led to Murray finding fullback Bruce Figgins out of the backfield for a 15-yard touchdown completion, giving Georgia a 21-7 lead with 10:36 left in the half.

On Auburn's next possession, Baccari Rambo picked off Moseley and returned it 24 yards for a touchdown as Georgia went ahead 28-7 after back-to-back turnovers led to 14 Bulldog points in 55 seconds.

Georgia increased its lead to 35-7 as Murray and Mitchell teamed up for the second time, this time on 25 yards for a touchdown. The score came on another third down conversion by Georgia, its seventh in seven tries to open the game.

SCORING SUMMARY			
Auburn	7	0	0 0 — 7
Georgia	14	21	3 7 — 45
<p>UGA - King 8 yd pass from Murray (Walsh kick), 8:57, 1st                      AU - Lutzenkirchen 4 yd pass from Uzomah (Parkey kick), 6:13, 1st                      UGA - Bennett 27 yd pass from Murray (Bogotay kick), 3:02, 1st                      UGA - Figgins 15 yd pass from Murray (Walsh kick), 10:36, 2nd                      UGA - Rambo 24 yd interception return (Bogotay kick), 9:41, 2nd                      UGA - Mitchell 25 yd pass from Murray (Walsh kick), 5:00, 2nd                      UGA - Bogotay 26 yd field goal, 7:32, 3rd                      UGA - Crowell 9 yd run (Walsh kick), 5:59, 4th</p>			
TEAM STATISTICS			
	AU	UGA	
First Downs	9	30	
Rushes-Yards	25-51	56-304	
Passing Yards	144	224	
Comp-Att-Int	12-23-1	14-18-0	
Total Plays-Yards	48-195	74-528	
Punts-Avg.	5-41.0	1-17.0	
Fumbles/Lost	2/2	4/2	
Penalties-Yards	3-14	8-60	
3rd Down Conv.	3-of-11	12-of-15	
Time of Possession	19:05	40:55	
INDIVIDUAL STATISTICS			
<b>RUSHING: (AU)</b> - Dyer 13-48; McCalebb 5-30; Frazier 1-1; Moseley 6-minus 28. <b>(UGA)</b> - Crowell 24-132 (TD); Thomas 15-127; Murray 9-21; Harton 4-15; Malcome 3-10; Team 1-minus 1.			
<b>PASSING: (AU)</b> - Moseley 11-22-1-140; Uzomah 1-1-0-4 (TD). <b>(UGA)</b> - Murray 14-18-0-224 (4TD).			
<b>RECEIVING: (AU)</b> - Blake 6-101; McCalebb 3-19; Lutzenkirchen 2-14 (TD); Bray 1-10. <b>(UGA)</b> - Bennett 5-50 (TD); Mitchell 3-85 (TD); King 2-43 (TD); Brown 1-25; Figgins 1-15 (TD); Charles 1-5; Crowell 1-1.			

The Bulldogs scored the only points of the third quarter as Brandon Bogotay kicked a 26-yard field goal for a 38-7 lead with 7:32 left in the period. Crowell closed out the scoring on a nine-yard touchdown run with 5:59 remaining for a 45-7 Georgia lead.

Emory Blake had six receptions for 101 yards for Auburn while Moseley completed 11-of-22 passes for 140 yards. Dyer finished with 48 yards rushing on 13 carries.

Corey Lemonier forced two fumbles in the first half, becoming the first Auburn player to accomplish the feat since Quentin Groves in 2006 while Freeman's two fumble recoveries were the first for a Tiger since Sen'Derrick Marks.

# 2011 Auburn Football Game Recaps

**GAME  
11**

**SAMFORD  
AUBURN**

**16  
35**

November 19, 2011 • Pay Per View

Jordan-Hare Stadium (85,347) • Auburn, Ala.

Auburn survived a scare from Samford, but reeled off 14 straight points in the fourth quarter to close out a 35-16 win on Nov. 19.

Clint Moseley, not usually known for his rushing capabilities, took a quarterback keeper 22 yards for the score with 11:28 remaining to give Auburn the breathing room it would need in the win. The Tigers added a 10-yard touchdown run from Onterio McCalebb with 2:17 to go for the final margin.

Moseley went 13-of-20 passing for 167 yards and a score, and Mike Dyer rushed 30 times for 157 yards and a score for the Tigers.

Dyer passed James Joseph --currently Samford's running backs coach --for 10th on Auburn's all-time career rushing list. He has 2,287 yards in 25 games at Auburn.

Dustin Taliaferro went 17-of-32 for 161 yards, with a touchdown and an interception for Samford. Kelsey Pope caught 13 passes for 90 yards and a score, while Jeremiah Gates posted his first career 100-yard game, rushing 28 times for 119 yards.

Samford coach Pat Sullivan was honored with a ceremony before kickoff to commemorate the 40th anniversary of the 1971 Heisman Trophy he won at Auburn, becoming the school's first Heisman winner.

Samford closed within 21-16 on a 37-yard field goal by Cameron Yaw with 13:22 left to play, set up by a reverse pass from Pope to Gates for 28 yards into Auburn territory. The Bulldogs had a fourth-and-1 from the Auburn 19-yard line, but opted to go for the Yaw field goal.

The Tigers scored the eventual winning touchdown on a 6-yard Dyer run with 3:25 to go in the third, capping off a 14-play, 70-yard drive in which Auburn handed off to Dyer on the last seven plays and he ran for 51 yards to put the Tigers up 21-13.

The Tigers put a renewed emphasis on the power run game in the second half --rushing 26 times for 160 yards after the break.

Samford had cut the lead to 14-13 with 7:22 left in the third quarter, driving 70 yards in 14 plays -- including 42 on the ground from Gates -- to set up a 28-yard field goal by Yaw, but the Bulldogs could never get the upper hand.

Auburn started off the scoring with a 32-yard strike from Moseley to Philip Lutzenkirchen down the seam, finishing off a nine-play, 55-yard drive and giving the Tigers a 7-0 lead with 7:07 to go in the first quarter.

The Bulldogs drove 80 yards on 10 plays from their --aided by a late hit penalty on third down that gave them a first-and-goal at the Tigers' 6 -- and Taliaferro found Pope for an 8-yard score to tie the score at 7-7 with 14:27 left in the half.

Auburn answered right back with a 10-play, 60-yard drive -- ending on a 10-yard touchdown run by McCalebb -- to go up 14-7 with 10:03 in the half, but Samford closed within 14-10 with a 40-yard field goal by Yaw 2:32 before the break, a lead the Tigers took into halftime.

## SCORING SUMMARY

Samford	.....0	10	3	3	—	16
Auburn	.....7	7	7	14	—	35

AU - Lutzenkirchen 32 yd pass from Moseley (Parkey kick), 7:07, 1st  
 SU - Pope 8 yd pass from Taliaferro (Yaw kick), 14:27, 2nd  
 AU - McCalebb 10 yd run (Parkey kick), 10:03, 2nd  
 SU - Yaw 40 yd field goal, 2:32, 2nd  
 SU - Yaw 28 yd field goal, 7:22, 3rd  
 AU - Dyer 5 yd run (Parkey kick), 3:25, 3rd  
 SU - Yaw 37 yd field goal, 13:22, 4th  
 AU - Moseley 22 yd run (Parkey kick), 11:28, 4th  
 AU - McCalebb 10 yd run (Parkey kick), 2:17, 4th

## TEAM STATISTICS

	SU	AU
First Downs	19	23
Rushes-Yards	40-149	49-248
Passing Yards	189	167
Comp-Att-Int	18-35-2	13-20-0
Total Plays-Yards	75-338	69-415
Punts-Avg.	6-39.7	4-43.2
Fumbles/Lost	0/0	2/2
Penalties-Yards	2-10	5-37
3rd Down Conv.	2-of-14	5-of-10
Time of Possession	29:46	30:14


## INDIVIDUAL STATISTICS

**RUSHING:** (SU) - Gates 28-119; Taliaferro 3-21; Pope 1-12; Thompson 1-8; Robinson 3-2; Tartt 1-minus 1; Hawkins 3-minus 12.  
 (AU) - Dyer 30-157 (TD); McCalebb 8-48 (2TD); Frazier 4-28; Moseley 3-10 (TD); Mason 2-5; Bray 1-2; TEAM 1-minus 2.

**PASSING:** (SU) - Taliaferro 17-33-2-161; Pope 1-1-0-28; TEAM 0-1-0-0. (AU) - Moseley 13-20-0-167 (TD).

**RECEIVING:** (SU) - Pope 13-90; Gates 4-70; Cephus 1-12; Hawkins 0-17. (AU) - Reed 4-44; Lutzenkirchen 3-46 (TD); Carr 2-59; McCalebb 2-11; Bray 2-7.

# The Players



**DAREN  
BATES**

**#25  
LB**

5-11 • 205 • Jr. • 2L  
Memphis, Tenn. (Olive Branch)  
Psychology

**CAREER** — Moved to linebacker as a sophomore after playing safety as a freshman in 2009 ... Four double-digit tackle games in his career.

**2011** — *Phil Steele Preseason All-SEC Fourth Team* ... Leads the team with 86 tackles ... Ranks sixth in the SEC in tackles ... Totaled seven tackles in the opener against Utah State ... Also recorded one tackle for loss ... Career-high 12 tackles in win over Mississippi State ... Total was also a team high ... 10 tackles against Clemson ... Four tackles and two QB hurries against FAU ... Totaled five tackles and his first sack of the season in win at South Carolina ... Seven tackles and two QB hurries at Arkansas ... Solid all-around game in win over Florida ... Posted four tackles and 0.5 TFL ... Also recovered a fumble, credited with a breakup and picked up two QB hurries ... Fumble recovery was the second of his career and first since 2009 ... Totaled nine tackles in loss at LSU ... Four tackles and half a sack in win over Ole Miss ... Tied his career high with 12 stops at Georgia ... Tied the mark again in homecoming win over Samford.

## BATES' CAREER DEFENSIVE STATS

YEAR	G/GS	TT	UT	AT	TFL-YDS	QBS-YDS	FF/FR	PD	I/YDS
2009	13/13	70	46	24	2.5-19	0.5-12	0/1	4	1/0
2010	12/9	48	31	17	1.0-1	0.0-0	2/0	0	1/0
2011	11/11	86	48	38	7.0-25	2.5-15	0/1	3	0/0
<b>Totals</b>	<b>36/33</b>	<b>204</b>	<b>125</b>	<b>79</b>	<b>10.5-45</b>	<b>3.0-27</b>	<b>2/2</b>	<b>7</b>	<b>2/0</b>

## BATES' CAREER GAME HIGH STATS

	No.	Opponent	Date
Tackles	12	3x (last vs. Samford)	11/19/11
Tackles for Loss	1.5	3x (last vs. Samford)	11/19/11
Sacks	1.0	South Carolina	10/11/11

## BATES' GAME-BY-GAME DEFENSIVE STATS

DATE	OPPONENT	TT	UT	AT	PD	INT-YDS
9/5/09	* LOUISIANA TECH	3	1	2	1	1-0
9/12/09	* MISSISSIPPI STATE	3	0	3	0	0-0
9/19/09	* WEST VIRGINIA	4	4	0	0	0-0
9/26/09	* BALL STATE	7	5	2	1	0-0
10/3/09	* at Tennessee	7	6	1	0	0-0
10/10/09	* at Arkansas	6	5	1	0	0-0
10/17/09	* KENTUCKY	8	6	2	0	0-0
10/24/09	* at LSU	4	0	4	0	0-0
10/31/09	* OLE MISS	9	5	4	1	0-0
11/7/09	* FURMAN	2	2	0	0	0-0
11/14/09	* at Georgia	3	1	2	0	0-0
11/27/09	* ALABAMA	7	5	2	0	0-0
1/1/10	* Northwestern (Outback)	7	6	1	1	0-0

DATE	OPPONENT	TT	UT	AT	PD	INT-YDS
9/4/10	* ARKANSAS STATE	10	7	3	0	0-0
9/9/10	* at Mississippi State	3	3	0	0	0-0
9/18/10	* CLEMSON	5	3	2	0	0-0
9/25/10	* SOUTH CAROLINA	5	3	2	0	0-0
10/2/10	* LOUISIANA-MONROE	1	0	1	0	0-0
10/9/10	* at Kentucky	8	6	2	0	0-0
10/16/10	* ARKANSAS	3	2	1	0	0-0
10/23/10	* LSU	5	2	3	0	0-0
10/30/10	at Ole Miss					DID NOT PLAY
11/6/10	CHATTANOOGA					DID NOT PLAY
11/13/10	* GEORGIA	1	1	0	0	0-0
11/26/10	at Alabama	0	0	0	0	0-0
12/4/10	South Carolina (SECCG)	6	3	3	0	1-0
1/10/11	Oregon (BCSNCG)	1	1	0	0	0-0

DATE	OPPONENT	TT	UT	AT	PD	INT-YDS
9/3/11	* UTAH STATE	7	4	3	0	0-0
9/10/11	* MISSISSIPPI STATE	12	4	8	0	0-0
9/17/11	* at Clemson	10	6	4	0	0-0
9/24/11	* FLORIDA ATLANTIC	4	0	4	2	0-0
10/1/11	* at South Carolina	5	5	0	0	0-0
10/8/11	* at Arkansas	7	4	3	0	0-0
10/15/11	* FLORIDA	4	3	1	1	0-0
10/22/11	* at LSU	9	1	8	1	0-0
10/29/11	* OLE MISS	4	1	3	0	0-0
11/12/11	* at Georgia	12	8	4	0	0-0
11/19/11	* SAMFORD	12	8	4	1	0-0



**T'SHARVAN  
BELL**

**#22  
DB**

6-0 • 182 • Jr. • 2L  
Kissimmee, Fla. (Osceola)  
Management

**2011** — Will miss the remainder of the season with a knee injury suffered at Georgia ... Had posted 35 solo tackles ... Recorded four tackles against Utah State ... All four stops were solos ... Totaled eight tackles against Mississippi State ... Six of the tackles were solo stops ... Posted eight tackles (seven solo) with one break-up against Clemson ... Posted five solo stops and two breakups against FAU ... Also forced a fumble ... Tallied one tackle for loss and a breakup against USC ... Two tackles and a breakup in loss to Arkansas ... Intercepted the first UF pass of the game for his first pick of the season ... Added four tackles in the win over the Gators ... It was Bell's first interception since the 2010 SEC Championship game against South Carolina, a pick that he returned 10 yards for a TD ... Four tackles and two pass breakups at LSU ... Totaled four tackles with one sack and one interception vs. Ole Miss ... Sack vs. Rebels was second of his career and first since the 2010 Iron Bowl ... Five tackles at Georgia.

## BELL'S CAREER DEFENSIVE STATS

YEAR	G/GS	TT	UT	AT	TFL-YDS	QBS-YDS	FF/FR	PD	I/YDS
2009	13/0	9	7	2	0.5-2	0.0-0	0/0	3	3-3
2010	11/3	38	29	9	3.5-7	1.0-4	0/1	4	1-10
2011	10/10	45	35	10	2.0-5	1.0-4	1/0	7	2-41
<b>Totals</b>	<b>34/13</b>	<b>92</b>	<b>71</b>	<b>21</b>	<b>6.0-14</b>	<b>2.0-8</b>	<b>1/1</b>	<b>14</b>	<b>6-54</b>

## BELL'S CAREER GAME HIGH STATS

	No.	Opponent	Date
Tackles	9	South Carolina (SECCG)	12/4/10
Interceptions	2	Northwestern	1/1/10
Sacks	1.0	2x (last vs. Ole Miss)	10/29/11

## BELL'S GAME-BY-GAME DEFENSIVE STATS

DATE	OPPONENT	TT	UT	AT	PD	INT-YDS
9/5/09	LOUISIANA TECH	1	1	0	0	0-0
9/12/09	MISSISSIPPI STATE	1	1	0	1	1-0
9/19/09	WEST VIRGINIA	1	1	0	0	0-0
9/26/09	BALL STATE	1	1	0	0	0-0
10/3/09	at Tennessee	0	0	0	0	0-0
10/10/09	at Arkansas	2	1	1	0	0-0
10/17/09	KENTUCKY	0	0	0	0	0-0
10/24/09	at LSU	0	0	0	0	0-0
10/31/09	OLE MISS	0	0	0	0	0-0
11/7/09	FURMAN	0	0	0	0	0-0
11/14/09	at Georgia	2	2	0	0	0-0
11/27/09	ALABAMA	1	0	1	0	0-0
1/1/10	Northwestern (Outback)	0	0	0	2	2-0


# The Players

DATE	OPPONENT	TT	UT	AT	PD	INT-YDS
9/4/10	ARKANSAS STATE	2	0	2	1	0-0
9/9/10	at Mississippi State	0	0	0	0	0-0
9/18/10	CLEMSON	3	2	1	0	0-0
9/25/10	SOUTH CAROLINA	2	0	2	0	0-0
10/2/10	* LOUISIANA-MONROE	5	4	1	1	0-0
10/9/10	* at Kentucky	6	6	0	0	0-0
10/16/10	ARKANSAS	0	0	0	0	0-0
10/23/10	LSU					DID NOT PLAY
10/30/10	at Ole Miss					DID NOT PLAY
11/6/10	CHATTANOOGA					DID NOT PLAY
11/13/10	GEORGIA	3	3	0	0	0-0
11/26/10	at Alabama	3	3	0	2	0-0
12/4/10	* South Carolina (SECCG)	9	6	3	0	1-10
1/10/11	* Oregon (BCSNCG)	5	5	0	0	0-0

DATE	OPPONENT	TT	UT	AT	PD	INT-YDS
9/3/11	* UTAH STATE	4	4	0	0	0-0
9/10/11	* MISSISSIPPI STATE	8	6	2	0	0-0
9/17/11	* at Clemson	8	7	1	1	0-0
9/24/11	* FLORIDA ATLANTIC	5	5	0	2	0-0
10/1/11	* at South Carolina	1	1	0	1	0-0
10/8/11	* at Arkansas	2	1	1	1	0-0
10/15/11	* FLORIDA	4	3	1	0	1-0
10/22/11	* at LSU	4	3	1	2	0-0
10/29/11	* OLE MISS	4	3	1	0	1-41
11/12/11	* at Georgia	5	4	1	0	0-0

DATE	OPPONENT	REC	YDS	AVG	TD	TD REC
9/4/10	ARKANSAS STATE	0	0	0.0	0	--
9/9/10	at Mississippi State					DID NOT PLAY
9/18/10	CLEMSON	0	0	0.0	0	--
9/25/10	SOUTH CAROLINA	0	0	0.0	0	--
10/2/10	LOUISIANA-MONROE	1	15	15.0	0	--
10/9/10	at Kentucky	0	0	0.0	0	--
10/16/10	ARKANSAS					DID NOT PLAY
10/23/10	LSU					DID NOT PLAY
10/30/10	at Ole Miss					DID NOT PLAY
11/6/10	CHATTANOOGA					DID NOT PLAY
11/13/10	GEORGIA	0	0	0.0	0	--
11/26/10	at Alabama	0	0	0.0	0	--
12/4/10	South Carolina (SECCG)	0	0	0.0	0	--
1/10/11	Oregon (BCSNCG)	0	0	0.0	0	--

DATE	OPPONENT	REC	YDS	AVG	TD	TD REC
9/3/11	UTAH STATE	0	0	0.0	0	--
9/10/11	MISSISSIPPI STATE	0	0	0.0	0	--
9/17/11	at Clemson	1	41	41.0	0	--
9/24/11	FLORIDA ATLANTIC	0	0	0.0	0	--
10/1/11	at South Carolina	1	15	15.0	0	--
10/8/11	at Arkansas	1	5	5.0	0	--
10/15/11	* FLORIDA	2	33	16.5	1	25
10/22/11	* at LSU	2	42	21.0	0	--
10/29/11	OLE MISS	0	0	0.0	0	--
11/12/11	at Georgia	0	0	0.0	0	--
11/19/11	SAMFORD	0	0	0.0	0	--



**DEANGELO BENTON** #3  
WR

6-2 • 203 • Jr. • 2L  
Bastrop, La. (Bastrop)  
Public Administration

2011 — Seven catches for 156 yards and one TD ... Saw playing time in the first two games, but did not record a catch ... Made his first grab of the year against Clemson ... Catch went for 41 yards and was the longest of his career ... Targeted in FAU game, but did not record a reception ... Made a key reception for 15 yards on the game-winning drive in the fourth quarter ... One catch for 5 yards at Arkansas ... Scored his first career touchdown on a 25-yard jump ball from Barrett Trotter that gave Auburn a 7-0 lead over Florida ... Finished the game with two catches for 33 yards ... Also made his first career start in the win over the Gators ... Two receptions was the most for Benton since catching six balls for 88 yards against Furman in 2009 ... Had two catches for 42 yards at LSU ... Saw playing time against Ole Miss, Georgia and Samford.

### BENTON'S CAREER RECEIVING STATS

YEAR	G/GS	NO	YDS	AVG	TD	LP/OPPONENT
2009	12/0	6	88	14.7	0	26/Furman
2010	9/0	1	15	15.0	0	15/ULM
2011	11/2	7	136	19.4	1	41/Clemson
<b>Totals</b>	<b>32/2</b>	<b>14</b>	<b>239</b>	<b>17.1</b>	<b>1</b>	<b>41/Clemson</b>

### BENTON'S GAME-BY-GAME RECEIVING STATS

DATE	OPPONENT	REC	YDS	AVG	TD	TD REC
9/5/09	LOUISIANA TECH	0	0	0.0	0	--
9/12/09	MISSISSIPPI STATE	0	0	0.0	0	--
9/19/09	WEST VIRGINIA	0	0	0.0	0	--
9/26/09	BALL STATE	0	0	0.0	0	--
10/3/09	at Tennessee					DID NOT PLAY
10/10/09	at Arkansas	0	0	0.0	0	--
10/17/09	KENTUCKY	0	0	0.0	0	--
10/24/09	at LSU	0	0	0.0	0	--
10/31/09	OLE MISS	0	0	0.0	0	--
11/7/09	FURMAN	6	88	14.7	0	--
11/14/09	at Georgia	0	0	0.0	0	--
11/27/09	ALABAMA	0	0	0.0	0	--
1/1/10	Northwestern (Outback)	0	0	0.0	0	--



**ANGELO BLACKSON** #98  
DL

6-4 • 325 • Fr. • HS  
Bear, Delaware (Red Lion Christian)  
Undecided

2011 — Posted three tackles in the opener with Utah State ... Also tallied half a tackle for loss ... Saw playing time, but did not record a tackle against Mississippi State ... Posted a tackle for loss of three yards against Clemson ... Saw playing time against FAU, at South Carolina and at Arkansas ... Saw action in win over Florida ... One tackle at LSU ... Saw playing time against Ole Miss and Georgia ... Had one tackle against Samford.

### BLACKSON'S CAREER DEFENSIVE STATS

YEAR	G/GS	TT	UT	AT	TFL-YDS	QBS-YDS	FF/FR	PD	I/YDS
2011	11/0	6	2	4	1.5-3	0.0-0	0/0	0	0-0


### BLACKSON'S CAREER GAME HIGH STATS

	No.	Opponent	Date
Tackles	3	Utah State	9/3/11
TFL	1.0	at Clemson	9/17/11

### BLACKSON'S GAME-BY-GAME DEFENSIVE STATS

DATE	OPPONENT	TT	UT	AT	TFL-YDS	QBS-YDS
9/3/11	UTAH STATE	1	2	3	0.5-0	0.0-0
9/10/11	MISSISSIPPI STATE	0	0	0	0.0-0	0.0-0
9/17/11	at Clemson	1	1	0	1.0-3	0.0-0
9/24/11	FLORIDA ATLANTIC	0	0	0	0.0-0	0.0-0
10/1/11	at South Carolina	0	0	0	0.0-0	0.0-0
10/8/11	at Arkansas	0	0	0	0.0-0	0.0-0
10/15/11	FLORIDA	0	0	0	0.0-0	0.0-0
10/22/11	at LSU	1	0	1	0.0-0	0.0-0
10/29/11	OLE MISS	0	0	0	0.0-0	0.0-0
11/12/11	at Georgia	0	0	0	0.0-0	0.0-0
11/19/11	SAMFORD	1	0	1	0.0-0	0.0-0

# The Players



**EMORY  
BLAKE**

**#80  
WR**

6-2 • 197 • Jr. • 2L  
Austin, Texas (Stephen F. Austin)  
Liberal Arts

**CAREER** — Set AU record for longest play from scrimmage along with QB Cam Newton on a 94-yard catch and run for a TD vs. ULM (10/2/10) ... Three 100-yard receiving games in his career ... Broke the 1,000-yard career receiving barrier with 74 yards against Ole Miss ... He is the 24th player in school history to accomplish the feat ... Currently ranks 20th in Auburn history with 1,125 yards receiving ... Ranks eighth place all-time with 13 receiving touchdowns.

**2011** — SEC Coaches Pre-Season Second Team ... Biletnikoff Award Watch List ... Phil Steele Midseason All-SEC Third Team ... Ranks fourth in the SEC in receiving yards per game (63.1) ... Tied for fourth in the SEC with five receiving touchdowns ... Eighth in the SEC with 3.75 receptions per game ... With his TD against FAU, Blake had a TD reception in seven straight games dating back to 2010 ... Second longest streak in Auburn history (8, Terry Beasley, 1971) ... Led Auburn with 95 receiving yards on three receptions with one touchdown in the opener against Utah State ... Had a long reception of 56 yards ... Set career highs with seven receptions and 108 receiving yards against Mississippi State ... Scored on a 46-yard pass from Barrett Trotter ... Hauled in a 36-yard touchdown on his lone catch against Clemson ... Grabbed five balls for 78 yards and a score against FAU ... Three receptions for 16 yards at South Carolina ... Did not play at Arkansas and at LSU ... Saw limited duty against Florida ... Grabbed six balls for 101 yards in loss at Georgia ... 11 catches for 172 yard and one TD against Ole Miss and Georgia after seeing two snaps in previous three games (Arkansas, Florida, LSU) due to injury ... Started against Samford, but did not record a reception.

## BLAKE'S CAREER RECEIVING STATS

YEAR	G/GS	NO	YDS	AVG	TD	LP/OPPONENT
2009	11/1	9	66	7.3	0	16/LSU
2010	14/6	33	554	16.8	8	94/ULM
2011	9/6	30	505	16.8	5	56/USU
<b>Totals</b>	<b>34/13</b>	<b>72</b>	<b>1125</b>	<b>15.6</b>	<b>13</b>	<b>94/ULM</b>

## BLAKE'S CAREER GAME HIGH STATS

	No.	Opponent	Date
Receptions	7	Mississippi State	9/10/11
Receiving Yards	108	Mississippi State	9/10/11
TDs	1	13x (last vs. Ole Miss)	10/29/11


## BLAKE'S GAME-BY-GAME RECEIVING STATS

DATE	OPPONENT	REC	YDS	AVG	TD	TD REC
9/5/09	LOUISIANA TECH	0	0	0.0	0	--
9/12/09	MISSISSIPPI STATE					DID NOT PLAY
9/19/09	WEST VIRGINIA					DID NOT PLAY
9/26/09	BALL STATE	0	0	0.0	0	--
10/3/09	at Tennessee	0	0	0.0	0	--
10/10/09	at Arkansas	0	0	0.0	0	--
10/17/09	KENTUCKY	0	0	0.0	0	--
10/24/09	at LSU	1	16	16.0	0	--
10/31/09	OLE MISS	0	0	0.0	0	--
11/7/09	FURMAN	5	32	7.8	0	--
11/14/09	at Georgia	1	8	8.0	0	--
11/27/09	ALABAMA	1	7	7.0	0	--
1/1/10	Northwestern (Outback)	1	3	3.0	0	--

DATE	OPPONENT	REC	YDS	AVG	TD	TD REC
9/4/10	ARKANSAS STATE	0	0	0.0	0	--
9/9/10	* at Mississippi State	2	39	19.5	1	39
9/18/10	* CLEMSON	0	0	0.0	0	--
9/25/10	SOUTH CAROLINA	3	33	11.0	1	12
10/2/10	LOUISIANA-MONROE	2	101	50.5	1	94
10/9/10	at Kentucky	0	0	0.0	0	--

10/16/10	* ARKANSAS	2	28	19.0	1	15
10/23/10	LSU	0	0	0.0	0	--
10/30/10	* at Ole Miss	6	88	14.7	0	--
11/6/10	* CHATTANOOGA	3	45	15.0	1	20
11/13/10	GEORGIA	3	64	21.3	0	--
11/26/10	at Alabama	3	39	13.0	1	36
12/4/10	South Carolina (SECCG)	5	63	12.6	1	7
1/10/11	Oregon (BCSNCG)	4	54	13.5	1	30

DATE	OPPONENT	REC	YDS	AVG	TD	TD REC
9/3/11	UTAH STATE	3	95	31.7	1	56
9/10/11	* MISSISSIPPI STATE	7	108	15.4	1	46
9/17/11	* at Clemson	1	36	36.0	1	36
9/24/11	* Florida Atlantic	5	78	15.6	1	10
10/1/11	at South Carolina	3	16	5.3	0	--
10/8/11	at Arkansas					DID NOT PLAY
10/15/11	FLORIDA	0	0	0.0	0	--
10/22/11	at LSU					DID NOT PLAY
10/29/11	* OLE MISS	5	71	14.2	1	25
11/12/11	* at Georgia	6	101	16.8	0	--
11/19/11	* SAMFORD	0	0	0.0	0	--



**JOEL  
BONOMOLO**

**#91  
DE**

6-2 • 240 • Jr. • RS  
Metairie, La. (Fullerton CC/Archbishop Rummel HS)  
Philosophy

**2011** — Played in five games this season ... Saw first action of the season against Florida Atlantic ... Recorded one tackle on special teams ... Saw snaps on special teams against South Carolina, Arkansas and Florida ... Did not play at LSU or against Ole Miss ... Saw action against Georgia and Samford.



**QUAN  
BRAY**

**#4  
WR**

5-10 • 185 • Fr. • HS  
LaGrange, Ga. (Troup County)  
Undecided

**2011** — One of 21 players to make their debut for Auburn against Utah State ... Returned a pair of kicks for 55 yards in his first collegiate game ... Long return of 33 yards ... Saw time on the kick-off return team against Mississippi State ... Saw action on kick off return team against Clemson ... Also rushed one time for 8 yards ... Rushed four times with a net of -6 yards and grabbed one pass for no gain against Florida Atlantic ... Made his punt return debut against South Carolina ... Totaled 26 yards on three returns, including a season-high punt return for Auburn of 16 yards ... Also had one reception for six yards ... Returned three punts for 12 yards and grabbed one catch for three yards at Arkansas ... Made his first career start at Florida ... One punt return for 10 yards against the Gators ... Had two receptions for 22 yard and rushed one time for eight yards at LSU ... Also returned 2 punts for a net of 2 yards in the loss ... One reception for 11 yards and one rush for 4 yards against Ole Miss ... One reception for 10 yards and one kickoff return for 14 yards in los at Georgia ... Totaled 65 all-purpose yards against Samford ... His 24-yard punt return in the second quarter was the longest of his career and the longest by an Auburn player since 2008 when Robert Dunn had a 66-yard return for touchdown against Louisiana-Monroe.

## BRAY'S CAREER RECEIVING STATS

YEAR	G/GS	NO	YDS	AVG	TD	LP/OPPONENT
2011	11/1	9	59	6.6	0	14/LSU

# The Players

## BRAY'S CAREER KICK RETURN STATS

YEAR	G/GS	NO	YDS	AVG	TD	LP/OPPONENT
2011	11/1	6	129	21.5	0	33/Utah State

## BRAY'S CAREER PUNT RETURN STATS

YEAR	G/GS	NO	YDS	AVG	TD	LP/OPPONENT
2011	11/1	12	96	8.0	0	24/Samford

## BRAY'S CAREER RUSHING STATS

YEAR	G/GS	NO	YDS	AVG	TD	LP/OPPONENT
2011	11/1	8	16	2.0	0	8/Clemson and LSU

## BRAY'S GAME-BY-GAME RECEIVING STATS

DATE	OPPONENT	REC	YDS	AVG	TD	TD REC
9/3/11	UTAH STATE	0	0	0.0	0	--
9/10/11	MISSISSIPPI STATE	0	0	0.0	0	--
9/17/11	at Clemson	0	0	0.0	0	--
9/24/11	FLORIDA ATLANTIC	1	0	0.0	0	--
10/1/11	at South Carolina	1	6	6.0	0	--
10/8/11	at Arkansas	1	3	3.0	0	--
10/15/11	* FLORIDA	0	0	0.0	0	--
10/22/11	at LSU	2	22	11.0	0	--
10/29/11	OLE MISS	1	11	11.0	0	--
11/12/11	at Georgia	1	10	10.0	0	--
11/19/11	SAMFORD	2	7	3.5	0	--

## BRAY'S GAME-BY-GAME RUSHING STATS

DATE	OPPONENT	ATT	YDS	Avg.	TD	TD Runs
9/3/11	UTAH STATE	0	0	0.0	0	--
9/10/11	MISSISSIPPI STATE	0	0	0.0	0	--
9/17/11	at Clemson	1	8	8.0	0	--
9/24/11	Florida Atlantic	4	-6	-1.5	0	--
10/1/11	at South Carolina	0	0	0.0	0	--
10/8/11	at Arkansas	0	0	0.0	0	--
10/15/11	* FLORIDA	0	0	0.0	0	--
10/22/11	at LSU	1	8	8.0	0	--
10/29/11	OLE MISS	1	4	4.0	0	--
11/12/11	at Georgia	0	0	0.0	0	--
11/19/11	SAMFORD	1	2	2.0	0	--

## BRAY'S GAME-BY-GAME PUNT RETURN STATS

DATE	OPPONENT	NO	YDS	AVG	TD	TD RET
9/3/11	UTAH STATE	0	0	0.0	0	--
9/10/11	MISSISSIPPI STATE	0	0	0.0	0	--
9/17/11	at Clemson	0	0	0.0	0	--
9/24/11	FLORIDA ATLANTIC	0	0	0.0	0	--
10/1/11	at South Carolina	3	26	8.7	0	--
10/8/11	at Arkansas	3	12	4.0	0	--
10/15/11	* FLORIDA	1	10	10.0	0	--
10/22/11	at LSU	2	2	1.0	0	--
10/29/11	OLE MISS	1	0	0.0	0	--
11/12/11	at Georgia	0	0	0.0	0	--
11/19/11	SAMFORD	2	37	18.5	0	--



**BLAKE**


**#63**

**BURGESS**

**OL**

6-2 • 281 • So. • 1L  
Vestavia, Ala. (Vestavia Hills)  
Theatre

2011 — Played in 10 games, primarily on special teams ... Saw time both at guard and on special teams in the opener against Utah State ... Saw time on special teams against Mississippi State ... Played on special teams at Clemson ... Played an expanded role in Auburn's win over FAU as he saw extended time on the offensive line in an eligible number ... Saw snaps on special teams for seven-straight games from South Carolina to Samford.



**QUINDARIUS**

**#9**

**CARR**

**WR**

6-1 • 185 • Sr. • 3L  
Huntsville, Ala. (Huntsville)  
Graduate

2011 — Made the start in the opener against Utah State, the fourth of his career ... Did not record a reception ... Made his second-straight start of the season against Mississippi State ... Made his third consecutive start of 2011 against Clemson ... Made his first reception of the season ... One reception for five yards against FAU ... Posted one catch for seven yards at South Carolina ... Totaled 13 yards on one reception at Arkansas ... One grab for 42 yards in win over Florida ... Was his third career reception of more than 40 yards ... Saw his streak of five-straight games with a catch end at LSU ... Caught a 45-yard touchdown against Ole Miss ... His fourth career touchdown reception ... Saw snaps against Georgia ... Started against Samford and had two catches for 59 yards with a long catch of 30.

## CARR'S CAREER RECEIVING STATS

YEAR	G/GS	NO	YDS	AVG	TD	LP/OPPONENT
2008	12/0	6	63	10.5	0	28/Mississippi State
2009	13/2	2	78	39.0	1	46/Northwestern
2010	14/1	3	103	34.3	2	48/Arkansas State
2011	11/9	8	173	21.6	1	45/Ole Miss
<b>Totals</b>	<b>50/11</b>	<b>19</b>	<b>417</b>	<b>22.0</b>	<b>4</b>	<b>48/Arkansas State</b>

## CARR'S CAREER PUNT RETURN STATS

YEAR	G/GS	NO	YDS	AVG	TD	LP/OPPONENT
2010	14/0	19	108	5.7	0	18/Arkansas State

## CARR'S GAME-BY-GAME RECEIVING STATS

DATE	OPPONENT	REC	YDS	AVG	TD	TD REC
8/30/08	LOUISIANA-MONROE	1	6	6.0	0	--
9/6/08	SOUTHERN MISS	1	8	8.0	0	--
9/13/08	at Mississippi State	1	28	28.0	0	--
9/20/08	LSU	0	0	0.0	0	--
9/27/08	TENNESSEE	0	0	0.0	0	--
10/4/08	at Vanderbilt	0	0	0.0	0	--
10/11/08	ARKANSAS	0	0	0.0	0	--
10/23/08	at West Virginia	1	7	7.0	0	--
11/1/08	at Ole Miss	1	8	8.0	0	--
11/8/08	TENNESSEE-MARTIN	1	6	6.0	0	--
11/15/08	GEORGIA	0	0	0.0	0	--
11/29/08	at Alabama	0	0	0.0	0	--

# The Players



**KENNETH  
CARTER**

**#92  
DT**

6-4 • 290 • So. • 1L  
Greenville, Ala. (Greenville)  
Undecided

**2011** — Made his first career start in the opener with Utah State ... Tallied five stops, including three solo tackles ... Started against Mississippi State and made four tackles ... Two stops at Clemson ... Made fourth-straight start in win over FAU ... Totaled two tackles and was in on a TFL at South Carolina ... Also credited with a QB hurry ... One tackle at Arkansas ... One tackle and one QB hurry in win over Florida ... Tallied one stop at LSU ... Saw snaps against Ole Miss ... One tackle at Georgia ... One assisted tackle in Homecoming win over Samford.

## CARTER'S CAREER DEFENSIVE STATS

YEAR	G/GS	TT	UT	AT	TFL-YDS	QBS-YDS	FF/FR	PD	I/YDS
2010	8/0	6	5	1	1.0-5	0.0-0	0/1	0	0/0
2011	11/8	18	8	10	0.5-0	0.0-0	0/0	0	0/0
<b>Totals</b>	<b>19/8</b>	<b>24</b>	<b>13</b>	<b>11</b>	<b>1.5-5</b>	<b>0.0-0</b>	<b>0/1</b>	<b>0</b>	<b>0/0</b>

## CARTER'S CAREER GAME HIGH STATS

	No.	Opponent	Date
Tackles	5	Utah State	9/3/11
TFL	1.0	Kentucky	10/2/10

## CARTER'S GAME-BY-GAME DEFENSIVE STATS

DATE	OPPONENT	TT	UT	AT	TFL-YDS	QBS-YDS
9/4/10	ARKANSAS STATE	3	2	1	0.0-0	0.0-0
9/9/10	at Mississippi State	0	0	0	0.0-0	0.0-0
9/18/10	CLEMSON				DID NOT PLAY	
9/25/10	SOUTH CAROLINA				DID NOT PLAY	
10/2/10	LOUISIANA-MONROE	2	2	0	1.0-5	0.0-0
10/9/10	at Kentucky				DID NOT PLAY	
10/16/10	ARKANSAS				DID NOT PLAY	
10/23/10	LSU				DID NOT PLAY	
10/30/10	at Ole Miss	0	0	0	0.0-0	0.0-0
11/6/10	CHATTANOOGA	1	1	0	0.0-0	0.0-0
11/13/10	GEORGIA				DID NOT PLAY	
11/26/10	at Alabama	0	0	0	0.0-0	0.0-0
12/4/10	South Carolina (SECCG)	0	0	0	0.0-0	0.0-0
1/10/11	Oregon (BCSNCG)	0	0	0	0.0-0	0.0-0

DATE	OPPONENT	TT	UT	AT	TFL-YDS	QBS-YDS
9/3/11	* UTAH STATE	5	3	2	0.0-0	0.0-0
9/10/11	* MISSISSIPPI STATE	4	3	1	0.0-0	0.0-0
9/17/11	* at Clemson	2	0	2	0.0-0	0.0-0
9/24/11	* FLORIDA ATLANTIC	0	0	0	0.0-0	0.0-0
10/1/11	* at South Carolina	2	1	1	0.5-0	0.0-0
10/8/11	* at Arkansas	1	0	1	0.0-0	0.0-0
10/15/11	* FLORIDA	1	1	0	0.0-0	0.0-0
10/22/11	* at LSU	1	0	1	0.0-0	0.0-0
10/29/11	OLE MISS	0	0	0	0.0-0	0.0-0
11/12/11	at Georgia	1	0	1	0.0-0	0.0-0
11/19/11	SAMFORD	1	0	1	0.0-0	0.0-0

DATE	OPPONENT	REC	YDS	AVG	TD	TD REC
9/5/09	LOUISIANA TECH	0	0	0.0	0	--
9/12/09	MISSISSIPPI STATE	0	0	0.0	0	--
9/19/09	WEST VIRGINIA	0	0	0.0	0	--
9/26/09	BALL STATE	0	0	0.0	0	--
10/3/09	at Tennessee	0	0	0.0	0	--
10/10/09	at Arkansas	1	32	32.0	0	--
10/17/09	KENTUCKY	0	0	0.0	0	--
10/24/09	at LSU	0	0	0.0	0	--
10/31/09	OLE MISS	0	0	0.0	0	--
11/7/09	FURMAN	0	0	0.0	0	--
11/14/09	at Georgia	0	0	0.0	0	--
11/27/09	* ALABAMA	0	0	0.0	0	--
1/1/10	* Northwestern (Outback)	1	46	46.0	1	46

DATE	OPPONENT	REC	YDS	AVG	TD	TD REC
9/4/10	ARKANSAS STATE	2	87	43.5	1	48
9/9/10	at Mississippi State	0	0	0.0	0	--
9/18/10	CLEMSON	0	0	0.0	0	--
9/25/10	SOUTH CAROLINA	0	0	0.0	0	--
10/2/10	LOUISIANA-MONROE	1	16	16.0	1	16
10/9/10	at Kentucky	0	0	0.0	0	--
10/16/10	ARKANSAS	0	0	0.0	0	--
10/23/10	LSU	0	0	0.0	0	--
10/30/10	at Ole Miss	0	0	0.0	0	--
11/6/10	CHATTANOOGA	0	0	0.0	0	--
11/13/10	GEORGIA	0	0	0.0	0	--
11/26/10	* at Alabama	0	0	0.0	0	--
12/4/10	South Carolina (SECCG)	0	0	0.0	0	--
1/10/11	Oregon (BCSNCG)	0	0	0.0	0	--

DATE	OPPONENT	REC	YDS	AVG	TD	TD REC
9/3/11	* UTAH STATE	0	0	0.0	0	--
9/10/11	* MISSISSIPPI STATE	0	0	0.0	0	--
9/17/11	* at Clemson	1	2	2.0	0	--
9/24/11	* FLORIDA ATLANTIC	1	5	5.0	0	--
10/1/11	* at South Carolina	1	7	7.0	0	--
10/8/11	* at Arkansas	1	13	13.0	0	--
10/15/11	* FLORIDA	1	41	41.0	0	--
10/22/11	* at LSU	0	0	0.0	0	--
10/29/11	OLE MISS	1	45	45.0	1	45
11/12/11	at Georgia	0	0	0.0	0	--
11/19/11	* SAMFORD	2	59	29.5	0	--

## CARR'S GAME-BY-GAME PUNT RETURN STATS

DATE	OPPONENT	NO	YDS	AVG	TD	TD RET
9/4/10	ARKANSAS STATE	5	47	9.4	0	--
9/9/10	at Mississippi State	2	11	5.5	0	--
9/18/10	CLEMSON	2	6	3.0	0	--
9/25/10	SOUTH CAROLINA	1	10	10.0	0	--
10/2/10	LOUISIANA-MONROE	3	26	8.7	0	--
10/9/10	at Kentucky	0	0	0.0	0	--
10/16/10	ARKANSAS	1	-5	-5.0	0	--
10/23/10	LSU	0	0	0.0	0	--
10/30/10	at Ole Miss	1	-2	-2.0	0	--
11/6/10	CHATTANOOGA	3	23	7.7	0	--
11/13/10	GEORGIA	0	0	0.0	0	--
11/26/10	* at Alabama	1	-8	-8.0	0	--
12/4/10	South Carolina (SECCG)	0	0	0.0	0	--
1/10/11	Oregon (BCSNCG)	0	0	0.0	0	--

# The Players



**STEVEN CLARK** #30  
P

6-5 • 226 • So. • 1L  
Kansas City, Mo. (Park Hill)  
Health Promotion



**DREW COLE** #20  
DB

5-11 • 190 • Sr. • 3L  
Picayune, Miss. (HS)  
Finance

**2011** — Ray Guy Award Semifinalist ... SEC Special Teams Player of the Week (10/3) ... SEC Special Teams Player of the Week (10/17) ... Ranks 59th nationally and 8th in the SEC in punting average (40.4) ... Leads the SEC and is second in FBS with 30 punts inside the 20 ... Punted four times for an average of 43.5 yards against Utah State, including a 48 yarder ... Pinned one inside the 20-yard line ... Punted six times for 274 yards against Mississippi State for a 45.7 yard average.... Pinned four inside the 20 ... First Auburn punter since Kody Bliss vs. LSU in 2004 to have four punts inside the 20 yard line in SEC play ... Two punts of 50-plus yards vs. MSU, including career-long 58-yarder ... Punted six times for an average of 41.3 at Clemson ... Long punt of 51 yards ... Pinned four at Clemson inside the 20 ... Three punts with an average of 46.3 yards and a long of 51 yards against FAU ... Punted seven times for an average of 37.9, including five punts inside the 20, all of which were inside the 12-yard line, with two inside the 5-yard line ... Played a key role in the Tigers' win which was a game dictated by field position ... Five of his last six punts were inside the 20 ... After Clark punts, USC's averaging starting field position was the USC 16 as its possessions started at the 38, 4, 1, 11, 12 and 12 yard lines ... First AU punter with five punts inside the 20 since Jaret Holmes had five at Arkansas in 1997 ... Named SEC Special Teams Player of the Week for his efforts against South Carolina (10/3)...Career-high nine punts at Arkansas with six inside the 20 and three inside the 10 ... Tied his career high with nine punts in win over Florida ... Earned his second SEC Special Teams Player of the Week award for his efforts against the Gators ... Punted seven times for an average of 35.1 yards per punt with a long of 52 yards at LSU ... Three punts downed inside the 20 against the Tigers ... Punted five times for 205 yards (avg. 41.0) with a long of 48 at Georgia ... Four punts with a long of 48 against Samford with three punts inside the 20.

## CLARK'S CAREER PUNTING STATS

YEAR	G	NO	YDS	AVG	IN20	LP/OPPONENT
2010	5	9	314	34.9	2	42/LSU
2011	11	64	2583	40.4	30	58/MSU
<b>Totals</b>	<b>16</b>	<b>73</b>	<b>2897</b>	<b>39.7</b>	<b>32</b>	<b>58/MSU</b>

## CLARK'S GAME-BY-GAME PUNTING STATS

DATE	OPPONENT	NO	YDS	AVG	IN20	Long
9/4/10	ARKANSAS STATE					DID NOT PLAY
9/9/10	at Mississippi State					DID NOT PLAY
9/18/10	CLEMSON					DID NOT PLAY
9/25/10	SOUTH CAROLINA					DID NOT PLAY
10/2/10	LOUISIANA-MONROE					DID NOT PLAY
10/9/10	at Kentucky	2	68	34.0	0	36
10/16/10	ARKANSAS	2	79	39.5	0	40
10/23/10	LSU	3	112	37.3	1	42
10/30/10	at Ole Miss	1	36	36.0	1	36
11/6/10	CHATTANOOGA	1	19	19.0	0	19
11/13/10	GEORGIA					DID NOT PLAY
11/26/10	at Alabama					DID NOT PLAY
12/4/10	South Carolina (SECCG)					DID NOT PLAY
1/10/11	Oregon (BCSNCG)					DID NOT PLAY
9/3/11	UTAH STATE	4	174	43.5	1	48
9/10/11	MISSISSIPPI STATE	6	274	45.7	4	58
9/17/11	at Clemson	6	248	41.3	4	51
9/24/11	FLORIDA ATLANTIC	3	139	46.3	0	51
10/1/11	at South Carolina	7	265	37.9	5	46
10/8/11	at Arkansas	9	360	40.0	6	54
10/15/11	FLORIDA	9	353	39.2	2	50
10/22/11	at LSU	7	246	35.1	3	52
10/29/11	OLE MISS	3	107	35.7	0	39
11/12/11	at Georgia	5	205	41.0	2	48
11/19/11	SAMFORD	4	173	43.2	3	48

**2011** — Saw his first action of the season on special teams at LSU ... Did not record a tackle .. Saw special teams action against Ole Miss ... Saw playing time on special teams against Georgia and Samford.

## COLE'S CAREER DEFENSIVE STATS

YEAR	G/GS	TT	UT	AT	TFL-YDS	QBS-YDS	FF/FR	PD	I/YDS
2008	11/0	3	1	2	0.0-0	0.0-0	0/0	0	0-0
2009	4/0	3	2	1	0.0-0	0.0-0	0/0	0	0-0
2010	10/0	6	6	0	0.0-0	0.0-0	0/0	0	0-0
2011	4/0	0	0	0	0.0-0	0.0-0	0/0	0	0-0
<b>Totals</b>	<b>29/0</b>	<b>12</b>	<b>9</b>	<b>3</b>	<b>0.0-0</b>	<b>0.0-0</b>	<b>0/0</b>	<b>0</b>	<b>0-0</b>

## COLE'S GAME-BY-GAME DEFENSIVE STATS

DATE	OPPONENT	TT	UT	AT	TFL-YDS	QBS-YDS
8/30/08	LOUISIANA-MONROE	2	0	2	0.0-0	0.0-0
9/6/08	SOUTHERN MISS	1	1	0	0.0-0	0.0-0
9/13/08	MISSISSIPPI STATE	0	0	0	0.0-0	0.0-0
9/20/08	LSU	0	0	0	0.0-0	0.0-0
9/27/08	TENNESSEE				DID NOT PLAY	
10/4/08	at Vanderbilt	0	0	0	0.0-0	0.0-0
10/11/08	ARKANSAS	0	0	0	0.0-0	0.0-0
10/23/08	at West Virginia	0	0	0	0.0-0	0.0-0
11/1/08	at Ole Miss	0	0	0	0.0-0	0.0-0
11/8/08	TENNESSEE-MARTIN	0	0	0	0.0-0	0.0-0
11/15/08	GEORGIA	0	0	0	0.0-0	0.0-0
11/29/08	at Alabama	0	0	0	0.0-0	0.0-0
9/5/09	LOUISIANA TECH	2	1	1	0.0-0	0.0-0
9/12/09	MISSISSIPPI STATE	0	0	0	0.0-0	0.0-0
9/19/09	WEST VIRGINIA				DID NOT PLAY	
9/26/09	BALL STATE				DID NOT PLAY	
10/3/09	at Tennessee				DID NOT PLAY	
10/10/09	at Arkansas				DID NOT PLAY	
10/17/09	KENTUCKY				DID NOT PLAY	
10/24/09	at LSU				DID NOT PLAY	
10/31/09	OLE MISS				DID NOT PLAY	
11/7/09	FURMAN				DID NOT PLAY	
11/14/09	at Georgia				DID NOT PLAY	
11/27/09	ALABAMA	0	0	0	0.0-0	0.0-0
1/1/10	Northwestern (Outback)	1	1	0	0.0-0	0.0-0
9/4/10	ARKANSAS STATE	0	0	0	0.0-0	0.0-0
9/9/10	at Mississippi State	1	1	0	0.0-0	0.0-0
9/18/10	CLEMSON	1	1	0	0.0-0	0.0-0
9/25/10	SOUTH CAROLINA				DID NOT PLAY	
10/2/10	LOUISIANA-MONROE	1	1	0	0.0-0	0.0-0
10/9/10	at Kentucky	0	0	0	0.0-0	0.0-0
10/16/10	ARKANSAS	0	0	0	0.0-0	0.0-0
10/23/10	LSU	0	0	0	0.0-0	0.0-0
10/30/10	at Ole Miss	0	0	0	0.0-0	0.0-0
11/6/10	CHATTANOOGA	3	3	0	0.0-0	0.0-0
11/13/10	GEORGIA				DID NOT PLAY	
11/26/10	at Alabama				DID NOT PLAY	
12/4/10	South Carolina (SECCG)	0	0	0	0.0-0	0.0-0
1/10/11	Oregon (BCSNCG)				DID NOT PLAY	
9/3/11	UTAH STATE				DID NOT PLAY	
9/10/11	MISSISSIPPI STATE				DID NOT PLAY	
9/17/11	at Clemson				DID NOT PLAY	
9/24/11	FLORIDA ATLANTIC				DID NOT PLAY	
10/1/11	at South Carolina				DID NOT PLAY	
10/8/11	at Arkansas				DID NOT PLAY	

# The Players

10/15/11	FLORIDA				DID NOT PLAY				
10/22/11	at LSU	0	0	0	0.0-0	0.0-0			
10/29/11	OLE MISS	0	0	0	0.0-0	0.0-0			
11/12/11	at Georgia	0	0	0	0.0-0	0.0-0			
11/19/11	SAMFORD	0	0	0	0.0-0	0.0-0			

11/26/10	at Alabama	0	0	0	0	0-0
12/4/10	South Carolina (SECCG)	1	1	0	0	0-0
1/10/11	Oregon (BCSNCG)	0	0	0	0	0-0

DATE	OPPONENT	TT	UT	AT	PD	INT-YDS
9/3/11	* UTAH STATE	6	3	3	0	0-0
9/10/11	* MISSISSIPPI STATE	7	5	2	1	0-0
9/17/11	* at Clemson	4	4	0	0	0-0
9/24/11	FLORIDA ATLANTIC					DID NOT PLAY
10/1/11	at South Carolina					DID NOT PLAY
10/8/11	* at Arkansas	4	0	4	0	0-0
10/15/11	* FLORIDA	5	5	0	1	0-0
10/22/11	* at LSU	7	1	6	0	0-0
10/29/11	* OLE MISS	6	5	1	1	0-0
11/12/11	* at Georgia	6	2	4	0	0-0
11/19/11	* SAMFORD	3	0	3	0	0-0




**JARED** **#79**  
**COOPER** **OL**

6-4 • 296 • Sr. • 2L  
Brewton, Ala. (W.S. Neal)  
History in Education

**CAREER** — Played in 39 games, making six starts.


**2011** — Out for the season with a foot injury suffered at Arkansas ... Made his first career start against Utah State at left guard ... Made his second consecutive start at left guard against Mississippi State ... Earned his third-straight start at left guard against Clemson ... Starter at left guard against FAU ... Started against South Carolina and was part of offensive line that paved the way for Michael Dyer to tie an Auburn record with 41 carries in the win ... Made the start at left guard against Arkansas.



**JAYLON** **#89**  
**DENSON** **WR**

6-3 • 197 • Fr. • HS  
Hoover, Ala. (Hoover)  
Undecided

**2011** — Saw action on special teams against Clemson ... Saw snaps against Florida Atlantic ... Saw playing time against South Carolina, Florida and LSU ... Recorded his first special teams tackle against Ole Miss ... Saw snaps against Georgia and Samford.



**CHRIS** **#11**  
**DAVIS** **CB**

5-10 • 188 • So. • 1L  
Birmingham, Ala. (Woodlawn)  
Pre-Business

**2011** — Made his first career start against Utah State ... Tallied six tackles ... Career-high seven tackles against Mississippi State, including three stops on game-saving final drive ... also had a pass break-up ... Four tackles at Clemson ... Did not play against FAU or South Carolina ... Returned to lineup against Arkansas and totaled four tackles ... Started against Florida and recorded five tackles and one breakup ... Tied career high with seven tackles at LSU ... Six tackles (five solo) and one breakup in win over Ole Miss ... Six tackles at Georgia ... Two solo tackles and one breakup in win over Samford.

### DAVIS' CAREER DEFENSIVE STATS

YEAR	G/GS	TT	UT	AT	TFL-YDS	QBS-YDS	FF/FR	PD	I/YDS
2010	14/0	19	14	5	0.0-0	0.0-0	0/0	3	0/0
2011	9/9	48	25	23	0.0-0	0.0-0	0/0	3	0/0
<b>Totals</b>	<b>23/9</b>	<b>67</b>	<b>39</b>	<b>28</b>	<b>0.0-0</b>	<b>0.0-0</b>	<b>0/0</b>	<b>6</b>	<b>0/0</b>

### DAVIS' CAREER GAME HIGH STATS

	No.	Opponent	Date
Tackles	7	2x (last at LSU)	10/22/11
Deflections	2	Chattanooga	11/6/10

### DAVIS' GAME-BY-GAME DEFENSIVE STATS

DATE	OPPONENT	TT	UT	AT	PD	INT-YDS
9/4/10	ARKANSAS STATE	2	2	0	0	0-0
9/9/10	at Mississippi State	1	1	0	0	0-0
9/18/10	CLEMSON	1	1	0	0	0-0
9/25/10	SOUTH CAROLINA	0	0	0	0	0-0
10/2/10	LOUISIANA-MONROE	3	2	1	0	0-0
10/9/10	at Kentucky	3	0	3	0	0-0
10/16/10	ARKANSAS	0	0	0	0	0-0
10/23/10	LSU	3	3	0	1	0-0
10/30/10	at Ole Miss	2	2	0	0	0-0
11/6/10	CHATTANOOGA	3	2	1	2	0-0
11/13/10	GEORGIA	0	0	0	0	0-0




**REESE** **#50**  
**DISMUKES** **C**

6-3 • 285 • Fr. • HS  
Spanish Fort, Ala. (Spanish Fort)  
Undecided

**2011** — Started at center in his first collegiate game against Utah State ... First true freshman to start at center for Auburn since Ryan Pugh in 2007 ... Has been Auburn's starting center in all 11 games this season.

# The Players



**MICHAEL  
DYER**

**#5  
RB**

5-9 • 210 • So. • 1L  
Little Rock, Ark. (Little Rock Christian)  
Liberal Arts

**CAREER** — Has 10 100-yard rushing performances and five games of 150-plus yards ... His 10 100-yard games ranks 19th among active runners and second among all NCAA FBS sophomores ... First Auburn runningback to rush for more than 1,000 yards in each of his first two seasons ... Tied for ninth all-time at AU with Rudi Johnson and James Bostic for career 100-yard rushing games (10) ... 10th in career rushing at Auburn with 2,287 yards ... 7th all-time at Auburn with an average of 5.59 yards per carry ... One of five players in school history with back-to-back 1,000-yard rushing seasons and first since Carnell Williams (2003-04) ... Named Offensive MVP of BCS National Championship Game after rushing for 143 yards, which is 10th-highest rushing total by a freshman in AU history ... Holds the AU freshman rushing record with 1,093 yards, eclipsing mark of 829 yards by Bo Jackson in 1982 ... Along with QB Cam Newton, became the second duo in AU history to each record 1,000-yard rushing performances in a single season (2010) ... In 1979, James Brooks (1,208) and Joe Cribbs (1,120) first accomplished the feat.

**2011** — SEC Coaches Pre-Season Second Team ... Maxwell Award Watch List ... Doak Walker Award Watch List ... Sports Illustrated Preseason All-SEC Team ... Phil Steele Preseason All-SEC Second Team ... Phil Steel Midseason All-SEC Second Team and Honorable Mention All-American ... SEC Player of the Week (10/31) ... 14th on Auburn's single-season rushing list with 1,194 yards ... Needs 19 more rushing yards this season to break into the top-10 on the single-season rushing list ... Second in SEC and 18th nationally in rushing averaging 108.6 yards per game ... Carried the ball 14 times for 57 yards against Utah State ... Scored a pair of touchdowns, including the game winner from 1-yard out with 30 seconds remaining ... Also scored on an 11-yard run in the third quarter ... Ran for 157 yards and two scores on 18 carries against Mississippi State ... Averaged 8.3 yards per carry ... His 52-yard rush in the third quarter was a career long ... The game marked his fifth career 100-yd rushing performance ... Scored on rushes of 35 and 2 yards ... Became first player since Cam Newton in 2010 to rush for two scores in consecutive games with two against MSU ... His 150 yards against MSU rank as the second-highest total of his career behind 180-yard performance against Ole Miss in 2010 ... Ran for 151 yards on 16 carries and two touchdowns against Clemson ... Averaged 9.4 yards per carry while scoring on runs of 52 and 1 yard(s) ... The 52-yard touchdown scamper was the longest of his career at that time ... Rushed for 68 yards on 14 carries against FAU ... Tied an Auburn record and set a new career mark with 41 carries against South Carolina ... Totaled 141 yards with one score to lead the Tigers to the victory ... Also had his first reception of the season for six yards ... The 41 rushing attempts tied the school mark previously set by Carnell Williams in 2001 at Georgia and were the most by a SEC player since Williams in 2001 ... Dyer had 41 rushing attempts, while South Carolina ran 52 plays offensively ... Posted his fourth 100-yard rushing performance in five games with 112 yards on 21 carries at Arkansas ... Scored on a 55-yard run, the longest of his career, in his return to his home state ... With 62 rushing attempts in last two games, most rushes by an AU player over two-game span since Kenny Irons' 65 attempts against Georgia and Alabama in 2005 (282 yards, 3 TD) ... First AU player with three consecutive 100-yard rushing games in SEC play since Cam Newton in 2010 (four consecutive) ... Last AU runningback with 100-yard efforts in four consecutive SEC games was Ben Tate in 2009 (at Tennessee, at Arkansas, vs. Kentucky, vs. Ole Miss) ... Rushed for 73 yards on 23 carries in win over Florida ... Totaled 60 rushing yards on 12 carries at LSU ... Long rush was for 29 yards ... Dyer rushed for 177 yards against Ole Miss, his career-high is 180 (21 carries) vs. Ole Miss last year in Oxford ... Eclipsed 2,000 yards for his career on a 48-yard scamper in the second half ... Named SEC Offensive Player of the Week for his effort against the Rebels ... Rushed for 48 yards on 13 carries against Georgia to put him over 1,000 yards for the second-straight season ... Carried 30 times for 157 yards and a touchdown against Samford.

## DYER'S CAREER RUSHING STATS

YEAR	G/GS	NO	YDS	AVG	TD	LP/OPPONENT
2010	14/7	182	1,093	6.0	5	38/Kentucky
2011	11/5	229	1,194	5.2	10	55/Arkansas
<b>Totals</b>	<b>25/12</b>	<b>411</b>	<b>2,197</b>	<b>5.3</b>	<b>15</b>	<b>55/Arkansas</b>


## DYER'S CAREER GAME HIGH STATS

	No.	Opponent	Date
Rush Attempts	41	at South Carolina	10/1/11
Rush Yards	180	Ole Miss	10/30/10
Rush TDs	2	3x (last at Clemson)	9/17/11

## DYER'S GAME-BY-GAME RUSHING STATS

DATE	OPPONENT	ATT	YDS	Avg.	TD	TD Runs
9/4/10	ARKANSAS STATE	14	95	6.8	1	2
9/9/10	at Mississippi State	9	48	5.3	0	--
9/18/10	CLEMSON	16	69	4.3	0	--
9/25/10	* SOUTH CAROLINA	23	100	4.3	0	--
10/2/10	* LOUISIANA-MONROE	7	22	3.1	1	3
10/9/10	at Kentucky	9	56	6.2	0	--
10/16/10	ARKANSAS	6	53	8.8	1	38
10/23/10	* LSU	15	100	6.7	0	--
10/30/10	at Ole Miss	21	180	8.6	1	30
11/6/10	* CHATTANOOGA	4	76	19.0	1	37
11/13/10	* GEORGIA	13	60	4.6	0	--
11/26/10	* at Alabama	9	27	3.0	0	--
12/4/10	* South Carolina (SECCG)	14	64	4.6	0	--
11/10/11	Oregon (BCSNCG)	22	143	6.5	0	--

DATE	OPPONENT	ATT	YDS	Avg.	TD	TD Runs
9/3/11	UTAH STATE	14	57	4.1	2	11, 1
9/10/11	MISSISSIPPI STATE	18	150	8.3	2	35, 2
9/17/11	at Clemson	16	151	9.4	2	52, 1
9/24/11	FLORIDA ATLANTIC	14	68	4.9	0	--
10/1/11	* at South Carolina	41	141	3.4	1	1
10/8/11	* at Arkansas	21	112	5.3	1	55
10/15/11	* FLORIDA	23	73	3.2	0	--
10/22/11	at LSU	12	60	5.0	0	--
10/29/11	* OLE MISS	27	177	6.6	1	4
11/12/11	* at Georgia	13	48	3.7	0	--
11/19/11	* SAMFORD	30	157	5.2	1	5



**NOSA  
EGUAE**

**#94  
DL**

6-3 • 258 • So. • 1L  
Mansfield, Texas (Summit)  
Liberal Arts

**2011** — Second among Auburn defensive linemen with 34 tackles ... Started the season opener against Utah State and totaled three tackles ... Added 1.5 tackles for loss ... Credited with one QB hurry ... Set a career high with nine tackles against Mississippi State ... Also combined with Daren Bates on a tackle for loss and credited with two QB hurries ... Recorded five tackles against Clemson ... Also added one TFL for 1 yard ... Started at defensive end against FAU ... Recorded two tackles, including a tackle for loss in win over South Carolina ... Three tackles at Arkansas ... Totaled two tackles with one TFL against Florida ... Also credited with one deflection and four QB hurries against the Gators ... One tackle at LSU ... Posted two tackles and one fumble recovery against Ole Miss ... Also credited with one hurry ... Two tackles at Georgia ... Five tackles and three QB hurries against Samford.

## EGUAE'S CAREER DEFENSIVE STATS

YEAR	G/GS	TT	UT	AT	TFL-YDS	QBS-YDS	FF/FR	PD	I/YDS	QBH
2010	14/11	22	14	8	7.5-28	3.5-22	0/0	0	0/0	5
2011	11/11	34	21	13	5.0-14	0.0-0	0/1	1	0/0	12
<b>Totals</b>	<b>25/22</b>	<b>56</b>	<b>35</b>	<b>21</b>	<b>12.5-42</b>	<b>3.5-22</b>	<b>0/1</b>	<b>1</b>	<b>0/0</b>	<b>17</b>

# The Players

## EGUAE'S CAREER GAME HIGH STATS

	No.	Opponent	Date
Tackles	9	Mississippi State	9/10/11
Tackles for loss	2.5	South Carolina (SECCG)	12/4/10
Sacks	2.0	Georgia	11/13/10

## EGUAE'S GAME-BY-GAME DEFENSIVE STATS


DATE	OPPONENT	TT	UT	AT	TFL-YDS	QBS-YDS
9/4/10	ARKANSAS STATE	2	1	1	0.5-0	0.0-0
9/9/10	at Mississippi State	0	0	0	0.5-0	0.5-0
9/18/10	CLEMSON	1	1	0	0.0-0	0.0-0
9/25/10	* SOUTH CAROLINA	5	3	2	1.5-4	0.5-2
10/2/10	* LOUISIANA-MONROE	1	0	1	0.0-0	0.0-0
10/9/10	* at Kentucky	1	0	1	0.0-0	0.0-0
10/16/10	* ARKANSAS	1	1	0	0.0-0	0.0-0
10/23/10	* LSU	1	0	1	0.0-0	0.0-0
10/30/10	* at Ole Miss	0	0	0	0.0-0	0.0-0
11/6/10	* CHATTANOOGA	0	0	0	0.0-0	0.0-0
11/13/10	* GEORGIA	2	2	0	2.0-14	2.0-14
11/26/10	* at Alabama	0	0	0	0.0-0	0.0-0
12/4/10	* South Carolina (SECCG)	4	2	2	2.5-8	1.0-6
1/10/11	* Oregon (BCSNCG)	4	4	0	1.0-2	0.0-0

DATE	OPPONENT	TT	UT	AT	TFL-YDS	QBS-YDS
9/3/11	* UTAH STATE	3	0	3	1.5-1	0.0-0
9/10/11	* MISSISSIPPI STATE	9	6	3	0.5-2	0.0-0
9/17/11	* at Clemson	5	5	0	1.0-1	0.0-0
9/24/11	* FLORIDA ATLANTIC	0	0	0	0.0-0	0.0-0
10/1/11	* at South Carolina	2	2	0	1.0-2	0.0-0
10/8/11	* at Arkansas	3	1	2	0.0-0	0.0-0
10/15/11	* FLORIDA	2	2	0	1.0-8	0.0-0
10/22/11	* at LSU	1	0	1	0.0-0	0.0-0
10/29/11	* OLE MISS	2	0	2	0.0-0	0.0-0
11/12/11	* at Georgia	2	0	2	0.0-0	0.0-0
11/19/11	* SAMFORD	5	5	0	0.0-0	0.0-0

10/3/09	at Tennessee	2	2	0	0.0-0	0.0-0
10/10/09	at Arkansas	2	1	1	0.0-0	0.0-0
10/17/09	KENTUCKY	1	0	1	0.0-0	0.0-0
10/24/09	at LSU	1	0	1	0.0-0	0.0-0
10/31/09	OLE MISS	1	1	0	0.0-0	0.0-0
11/7/09	FURMAN	5	5	0	0.0-0	0.0-0
11/14/09	at Georgia	4	2	2	0.5-1	0.0-0
11/27/09	* ALABAMA	8	8	0	0.0-0	0.0-0
1/1/10	Northwestern (Outback)	0	0	0	0.0-0	0.0-0

DATE	OPPONENT	TT	UT	AT	TFL-YDS	QBS-YDS
9/4/10	ARKANSAS STATE	4	2	2	0.0-0	0.0-0
9/9/10	at Mississippi State	1	0	1	0.0-0	0.0-0
9/18/10	CLEMSON	0	0	0	0.0-0	0.0-0
9/25/10	SOUTH CAROLINA	DID NOT PLAY				
10/2/10	LOUISIANA-MONROE	4	2	2	0.0-0	0.0-0
10/9/10	at Kentucky	3	2	1	0.0-0	0.0-0
10/16/10	ARKANSAS	4	3	1	0.0-0	0.0-0
10/23/10	LSU	3	2	1	0.5-1	0.0-0
10/30/10	* at Ole Miss	5	3	2	0.5-0	0.0-0
11/6/10	CHATTANOOGA	0	0	0	0.0-0	0.0-0
11/13/10	GEORGIA	2	2	0	0.0-0	0.0-0
11/26/10	at Alabama	0	0	0	0.0-0	0.0-0
12/4/10	South Carolina (SECCG)	1	0	1	0.0-0	0.0-0
1/10/11	Oregon (BCSNCG)	0	0	0	0.0-0	0.0-0

DATE	OPPONENT	TT	UT	AT	TFL-YDS	QBS-YDS
9/3/11	* UTAH STATE	7	7	14	0.0-0	0.0-0
9/10/11	MISSISSIPPI STATE	1	0	1	0.0-0	0.0-0
9/17/11	at Clemson	DID NOT PLAY				
9/24/11	FLORIDA ATLANTIC	DID NOT PLAY				
10/1/11	* at South Carolina	1	1	0	0.0-0	0.0-0
10/8/11	* at Arkansas	4	2	2	0.0-0	0.0-0
10/15/11	* FLORIDA	3	3	0	1.0-1	0.0-0
10/22/11	* at LSU	3	0	3	0.0-0	0.0-0
10/29/11	* OLE MISS	3	1	2	0.0-0	0.0-0
11/12/11	* at Georgia	6	3	3	0.0-0	0.0-0
11/19/11	SAMFORD	DID NOT PLAY				



**JONATHAN EVANS** #35  
LB

5-11 • 232 • Jr. • 2L  
Prichard, Ala. (Mattie T. Blount)  
Philosophy

2011 — Made third career start in the season opener with Utah State ... Led the team with a career-best 14 tackles ... 14 stops were the most by an Auburn defender since Mike McNeil recorded 14 in the BCS National Championship Game against Oregon ... Tallied one tackle against Mississippi State ... Did not play against Clemson or FAU due to injury ... Returned against South Carolina and tallied one tackle after making the start ... Four tackles at Arkansas ... Recorded three tackles and one TFL in win over Florida ... Three tackles at LSU ... Tallied three tackles in win over Ole Miss ... Six stops in Georgia loss ... Did not play against Samford.

## EVANS' CAREER DEFENSIVE STATS


YEAR	G/GS	TT	UT	AT	TFL-YDS	QBS-YDS	FF/FR	PD	I/YDS
2009	13/1	28	21	7	0.5-1	0.0-0	0/0	0	0/0
2010	13/1	27	16	11	1.0-1	0.0-0	0/0	0	0/0
2011	8/7	35	17	18	1.0-1	0.0-0	0/0	0	0/0
<b>Totals</b>	<b>34/9</b>	<b>90</b>	<b>54</b>	<b>36</b>	<b>2.5-3</b>	<b>0.0-0</b>	<b>0/0</b>	<b>0</b>	<b>0/0</b>

## EVANS' CAREER GAME HIGH STATS

	No.	Opponent	Date
Tackles	14	Utah State	9/3/11

## EVANS' GAME-BY-GAME DEFENSIVE STATS

DATE	OPPONENT	TT	UT	AT	TFL-YDS	QBS-YDS
9/5/09	LOUISIANA TECH	1	0	1	0.0-0	0.0-0
9/12/09	MISSISSIPPI STATE	1	0	1	0.0-0	0.0-0
9/19/09	WEST VIRGINIA	0	0	0	0.0-0	0.0-0
9/26/09	BALL STATE	2	2	0	0.0-0	0.0-0



**TRENT FISHER** #31  
DB

6-1 • 186 • Fr. • RS  
Nashville, Tenn. (Christian Presbyterian)  
Political Science

2011 — Saw playing time on special teams in first eight games this season before suffering injury at LSU ... Missed Ole Miss, Georgia and Samford games due to his injury.



**ERIQUE FLORENCE** #14  
DB

6-1 • 179 • Fr. • HS  
Valley, Ala. (Valley)  
Undecided

2011 — Recorded one tackle against Utah State ... Saw time at safety and on special teams against Mississippi State ... Registered two solo stops and a forced fumble against the Bulldogs ... One tackle at Clemson ... Saw snaps at safety against FAU ... Recorded one tackle at South Carolina ... Two tackles at Arkansas ... Saw action against Florida ... Totaled three tackles, including his first career sack at LSU ... Posted two tackles and one breakup in win over Ole Miss ... Tied career high with three tackles at Georgia ... Career-best seven tackles in win over Samford.

# The Players

## FLORENCE'S CAREER DEFENSIVE STATS

YEAR	G/GS	TT	UT	AT	TFL-YDS	QBS-YDS	FF/FR	PD	I/YDS
2011	11/0	22	16	6	1.0-1	1.0-1	1/0	1	0/0

## FLORENCE'S CAREER GAME HIGH STATS

	No.	Opponent	Date
Tackles	7	Samford	11/19/11
Forced Fumbles	1	Mississippi State	9/10/11
Sacks	1.0	at LSU	10/22/11

## FLORENCE'S GAME-BY-GAME DEFENSIVE STATS

DATE	OPPONENT	TT	UT	AT	TFL-YDS	INT-YDS
9/3/11	UTAH STATE	1	0	1	0.0-0	0-0
9/10/11	MISSISSIPPI STATE	2	2	0	0.0-0	0-0
9/17/11	at Clemson	1	1	0	0.0-0	0-0
9/24/11	FLORIDA ATLANTIC	0	0	0	0.0-0	0-0
10/1/11	at South Carolina	1	1	0	0.0-0	0-0
10/8/11	at Arkansas	2	0	2	0.0-0	0-0
10/15/11	FLORIDA	0	0	0	0.0-0	0-0
10/22/11	at LSU	3	2	1	1.0-1	0-0
10/29/11	OLE MISS	2	2	0	0.0-0	0-0
11/12/11	at Georgia	3	2	1	0.0-0	0-0
11/19/11	SAMFORD	7	6	1	0.0-0	0-0



**KIEHL FRAZIER** #10 QB

6-2 • 220 • Fr. • HS  
Springdale, Ark. (Shiloh Christian)  
Undecided

2011 — Third on the team with 244 rushing yards ... Took one snap against Utah State, a trick play that resulted in a 25-yard completion from Clint Moseley to Onterio McCalebb ... Took one snap against Mississippi State, rushing for 3 yards ... The carry was the first of his Auburn career ... Rushed three times for 30 yards against FAU ... Also attempted the first pass of his career ... Rushed for career-best 48 yards on nine carries with a long of 22 against South Carolina ... Returning to the state of Arkansas for the first time, his 7-yard TD run with :02 left in the first quarter was the first touchdown of his career ... Earlier in the quarter, he completed his first career pass, a 14-yarder to Onterio McCalebb ... Finished the game with 13 carries for 54 yards and a seven-yard touchdown ... Completed one pass for no gain and rushed eight times for 41 yards in win over Florida ... Rushed for 31 yards on nine carries and completed 2-of-4 passes for 16 yards at LSU ... Rushed four times for 8 yards with a long carry of 7 yards in win over Ole Miss ... Carried once for 1 yard at Georgia ... Rushed for 48 yards on four carries against Samford.

## FRAZIER'S CAREER PASSING STATS

YEAR	G/GS	CMP	ATT	PCT	YDS	INT	TD	LP/OPPONENT
2011	10/0	5	10	50.0	34	2	0	14/Arkansas and LSU

## FRAZIER'S CAREER RUSHING STATS

YEAR	G/GS	NO	YDS	AVG	TD	LP/OPPONENT
2011	11/0	52	244	4.7	1	22/South Carolina

## FRAZIER'S CAREER GAME HIGH STATS

	No.	Opponent	Date
Completions	2	2x (last at LSU)	10/22/11
Pass Attempts	4	2x (last at LSU)	10/22/11
Pass Yards	18	Arkansas	10/22/11
Pass TDs	0	--	--
	No.	Opponent	Date
Rush Attempts	13	Arkansas	10/8/11
Rush Yards	54	Arkansas	10/8/11

Rush TDs 1 Arkansas 10/8/11

## FRAZIER'S GAME-BY-GAME PASSING STATS

DATE	OPPONENT	CMP	ATT	YDS	INT	TD	TD Pass
9/3/11	UTAH STATE	0	0	0	0	0	--
9/10/11	MISSISSIPPI STATE	0	0	0	0	0	--
9/17/11	at Clemson	0	0	0	0	0	--
9/24/11	FLORIDA ATLANTIC	0	1	0	0	0	--
10/1/11	at South Carolina	0	0	0	0	0	--
10/8/11	at Arkansas	2	4	18	2	0	--
10/15/11	FLORIDA	1	1	0	0	0	--
10/22/11	at LSU	2	4	16	0	0	--
10/29/11	OLE MISS	0	0	0	0	0	--
11/12/11	at Georgia	0	0	0	0	0	--
11/19/11	SAMFOD	0	0	0	0	0	--

## FRAZIER'S GAME-BY-GAME RUSHING STATS

DATE	OPPONENT	ATT	YDS	Avg.	TD	TD Runs
9/4/10	UTAH STATE	0	0	0.0	0	--
9/9/10	MISSISSIPPI STATE	0	0	0.0	0	--
9/18/10	at Clemson	1	3	0.0	0	--
9/25/10	FLORIDA ATLANTIC	3	30	10.0	0	--
10/1/11	at South Carolina	8	48	5.3	0	--
10/8/11	at Arkansas	13	54	4.2	1	7
10/15/11	FLORIDA	8	41	5.1	0	--
10/22/11	at LSU	9	31	3.4	0	--
10/29/11	OLE MISS	4	8	2.0	0	--
11/12/11	at Georgia	1	1	1.0	0	--
11/19/11	SAMFORD	4	28	7.0	0	--



**ELTORO FREEMAN** #21 LB

5-11 • 221 • Sr. • 2L  
Alexander City, Ala. (Miss. Gulf Coast CC)  
Exercise Science

2011 — Team-high 9.0 TFL in last six games ... Ranks 14th in the SEC with 9.5 TFL ... All 9.5 TFL have come in league games, the fifth-best total in the SEC ... Fourth on the team with 50 tackles ... Made his season debut against Mississippi State ... Posted four tackles ... Added half a tackle for loss ... Two tackles at Clemson ... Saw time against FAU ... Had a pair of tackles in win over South Carolina ... Totaled seven tackles and two TFL at Arkansas ... Made his first start of the season against Florida and tallied three tackles including his first sack of the year ... It was his 13th career start and first since the 2010 Iron Bowl ... Eight tackles, including two TFL for four yards at LSU in his second start of the year ... Posted team-best 11 tackles along with two sacks and one forced fumble against Ole Miss ... Eight tackles and 1.5 TFL for 8 yards at Georgia ... Also forced one fumble and became the first Auburn player since 2006 to recover two fumbles in one game ... Has posted 32 tackles in the last four games.

## FREEMAN'S CAREER DEFENSIVE STATS

YEAR	G/GS	TT	UT	AT	TFL-YDS	QBS-YDS	FF/FR	PD	I/YDS
2009	10/7	31	15	16	2.0-12	1.0-10	0/0	0	0/0
2010	12/5	37	22	15	4.0-10	1.0-3	0/0	0	0/0
2011	10/5	50	28	22	9.5-30	3.0-9	2/2	0	0/0
Totals	32/17	118	65	53	15.5-52	5.0-22	2/2	0	0/0

## FREEMAN'S CAREER GAME HIGH STATS

	No.	Opponent	Date
Tackles	12	LSU	10/24/09
TFL's	2.0	4x (last vs. Ole Miss)	10/29/11
Sacks	2.0	Ole Miss	10/29/11


# The Players

## FREEMAN'S GAME-BY-GAME DEFENSIVE STATS

DATE	OPPONENT	TT	UT	AT	TFL-YDS	QBS-YDS
9/5/09	LOUISIANA TECH				DID NOT PLAY	
9/12/09	MISSISSIPPI STATE	6	2	4	0.0-0	0.0-0
9/19/09	* WEST VIRGINIA	1	1	0	0.0-0	0.0-0
9/26/09	* BALL STATE	0	0	0	0.0-0	0.0-0
10/3/09	* at Tennessee	0	0	0	0.0-0	0.0-0
10/10/09	at Arkansas				DID NOT PLAY	
10/17/09	KENTUCKY	0	0	0	0.0-0	0.0-0
10/24/09	* at LSU	12	5	7	2.0-12	1.0-10
10/31/09	* OLE MISS	9	6	3	0.0-0	0.0-0
11/7/09	* FURMAN	0	0	0	0.0-0	0.0-0
11/14/09	* at Georgia	2	0	2	0.0-0	0.0-0
11/27/09	ALABAMA				DID NOT PLAY	
1/1/10	Northwestern (Outback)	1	1	0	0.0-0	0.0-0


DATE	OPPONENT	TT	UT	AT	TFL-YDS	QBS-YDS
9/4/10	* ARKANSAS STATE	6	3	3	1.0-4	0.0-0
9/9/10	* at Mississippi State	9	6	3	1.0-1	0.0-0
9/18/10	CLEMSON	0	0	0	0.0-0	0.0-0
9/25/10	SOUTH CAROLINA	0	0	0	0.0-0	0.0-0
10/2/10	LOUISIANA-MONROE	3	3	0	0.0-0	0.0-0
10/9/10	at Kentucky				DID NOT PLAY	
10/16/10	ARKANSAS				DID NOT PLAY	
10/23/10	LSU	0	0	0	0.0-0	0.0-0
10/30/10	at Ole Miss	0	0	0	0.0-0	0.0-0
11/6/10	* CHATTANOOGA	8	3	5	0.0-0	0.0-0
11/13/10	GEORGIA	0	0	0	0.0-0	0.0-0
11/26/10	* at Alabama	9	6	3	2.0-5	1.0-3
12/4/10	South Carolina (SECCG)	1	0	1	0.0-0	0.0-0
1/10/11	Oregon (BCSNCG)	1	1	0	0.0-0	0.0-0

DATE	OPPONENT	TT	UT	AT	TFL-YDS	QBS-YDS
9/3/11	UTAH STATE				DID NOT PLAY	
9/10/11	MISSISSIPPI STATE	4	3	1	0.5-3	0.0-0
9/17/11	at Clemson	2	0	2	0.0-0	0.0-0
9/24/11	FLORIDA ATLANTIC	0	0	0	0.0-0	0.0-0
10/1/11	at South Carolina	2	2	0	0.0-0	0.0-0
10/8/11	at Arkansas	7	4	3	2.0-4	0.0-0
10/15/11	* FLORIDA	3	2	1	1.5-3	1.0-1
10/22/11	* at LSU	8	2	6	2.0-4	0.0-0
10/29/11	* OLE MISS	11	9	2	2.0-8	2.0-8
11/12/11	* at Georgia	8	5	3	1.5-8	0.0-0
11/19/11	* SAMFORD	5	3	2	0.0-0	0.0-0



**BRANDON** #11  
**FULSE** TE  
6-4 • 238 • Fr. • HS  
Ft. Meade, Fla. (Ft. Meade)  
Undecided

2011 — Saw playing in time in the first three games of the season ... Made his first career start against Florida Atlantic ... Recorded the first two receptions of his career ... Finished with two catches for 12 yards ... Started for the second straight week at South Carolina ... Saw snaps against Arkansas, Florida and LSU ... Saw action against Ole Miss, Georgia and Samford.



**JUSTIN** #26  
**GARRETT** LB  
6-1 • 198 • Fr. • HS  
Tucker, Ga. (Tucker)  
Undecided

2011 — Had one tackle in the opener with Utah State ... Saw playing time against Mississippi State ... Recorded one tackle at Clemson ... Missed five games due to injury ... Returned to action against Ole Miss ... Had one tackle against the Rebels ... One tackle against Georgia ... Made his first career start against Samford ... Totaled five tackles, including one TFL for 1 yard.

## GARRETT'S CAREER DEFENSIVE STATS

YEAR	G/GS	TT	UT	AT	TFL-YDS	QBS-YDS	FF/FR	PD	I/YDS
2011	6/1	4	3	1	0.0-0	0.0-0	0/0	0	0/0

## GARRETT'S CAREER GAME HIGH STATS

	No.	Opponent	Date
Tackles	5	Samford	11/19/11
Tackles for Loss	1.0	Samford	11/19/11

## GARRETT'S GAME-BY-GAME DEFENSIVE STATS

DATE	OPPONENT	TT	UT	AT	TFL-YDS	QBS-YDS
9/3/11	UTAH STATE	1	1	0	0.0-0	0.0-0
9/10/11	MISSISSIPPI STATE	0	0	0	0.0-0	0.0-0
9/17/11	at Clemson	1	1	0	0.0-0	0.0-0
9/24/11	FLORIDA ATLANTIC				DID NOT PLAY	
10/1/11	at South Carolina				DID NOT PLAY	
10/8/11	at Arkansas				DID NOT PLAY	
10/15/11	FLORIDA				DID NOT PLAY	
10/22/11	at LSU				DID NOT PLAY	
10/29/11	OLE MISS	1	1	0	0.0-0	0.0-0
11/12/11	at Georgia	1	0	1	0.0-0	0.0-0
11/19/11	* SAMFORD	5	3	2	1.0-1	0.0-0



**A.J.** #77  
**GREENE** OL  
6-5 • 295 • Sr. • 1L  
Madison, Tenn. (Brentwood Academy)  
Anthropology

CAREER — Appeared in 17 games with 13 starts.

2011 — Played in 10 games with nine starts ... Saw snaps on the offensive line against Utah State ... Got the start at right tackle against Mississippi State ... Start vs. MSU was his first start since Clemson in September 2010 ... Made his second-straight start at left tackle against Clemson ... Third consecutive start at left tackle in win over FAU ... Started at South Carolina ... Was the starter at left tackle at Arkansas and at home against Florida ... Made the start at left tackle on the road at LSU and at home in win over Ole Miss .. Starter at left tackle against Georgia and Samford.

# The Players




**JOSH HARRIS** #61 DS

6-1 • 224 • Sr. • 2L  
Carrollton, Ga. (Carrollton)  
Public Administration

**CAREER** — AU's deep snapper the last two seasons ... Awarded scholarship by coaches in August 2010 ... Six career special teams tackles.

**2011** — Has two special teams tackles ... Deep snapper on all field goal, PAT's and punts.



**JAKE HOLLAND** #5 LB

6-1 • 235 • So. • 1L  
Pelham, Ala. (Pelham)  
Pre-Building Science

**2011** — Seventh on the team with 41 tackles ... Fifth on the team with 3.5 TFL ... Made his first career start against Utah State ... Totaled career-best 11 tackles with two tackles for loss ... Had just 12 career tackles prior to opener ... Had five tackles against Mississippi State ... Also credited with half a tackle for loss against the Bulldogs ... Added two QB hurries ... Seven tackles and one break-up at Clemson ... First career interception against Florida Atlantic ... Added three tackles, one for loss ... Six tackles and a forced fumble in win over South Carolina ... Two tackles at Arkansas ... Three tackles and one QB hurry against Florida ... Two tackles on the road at LSU ... Saw action against Georgia ... Two tackles against Samford.

### HOLLAND'S CAREER DEFENSIVE STATS

YEAR	G/GS	TT	UT	AT	TFL-YDS	QBS-YDS	FF/FR	PD	I/YDS
2010	9/0	12	7	5	2.0-3	1.0-2	0/1	1	0/0
2011	10/6	41	24	17	3.5-14	0.0-0	1/0	1	1/0
<b>Totals</b>	<b>19/6</b>	<b>53</b>	<b>31</b>	<b>22</b>	<b>5.5-17</b>	<b>1.0-2</b>	<b>1/1</b>	<b>2</b>	<b>1/0</b>

### HOLLAND'S CAREER GAME HIGH STATS

	No.	Opponent	Date
Tackles	11	Utah State	9/3/11
TFL's	2.0	Utah State	9/3/11
Sacks	1.0	ULM	10/2/10

### HOLLAND'S CAREER DEFENSIVE STATS

DATE	OPPONENT	TT	UT	AT	TFL-YDS	QBS-YDS
9/4/10	ARKANSAS STATE				DID NOT PLAY	
9/9/10	at Mississippi State				DID NOT PLAY	
9/18/10	CLEMSON				DID NOT PLAY	
9/25/10	SOUTH CAROLINA				DID NOT PLAY	
10/2/10	LOUISIANA-MONROE	3	3	0	1.0-3	1.0-3
10/9/10	at Kentucky	0	0	0	0.0-0	0.0-0
10/16/10	ARKANSAS	0	0	0	0.0-0	0.0-0
10/23/10	LSU	1	0	1	0.0-0	0.0-0
10/30/10	at Ole Miss	1	0	1	0.0-0	0.0-0
11/6/10	CHATTANOOGA	5	3	2	0.0-0	0.0-0
11/13/10	GEORGIA	0	0	0	0.0-0	0.0-0
11/26/10	at Alabama				DID NOT PLAY	
12/4/10	South Carolina (SECCG)	2	1	1	1.0-1	0.0-0
1/10/11	Oregon (BCSNCG)	0	0	0	0.0-0	0.0-0

DATE	OPPONENT	TT	UT	AT	TFL-YDS	QBS-YDS
9/3/11	* UTAH STATE	11	4	7	2.0-7	0.0-0
9/10/11	* MISSISSIPPI STATE	5	4	1	0.5-0	0.0-0

9/17/11	* at Clemson	7	5	2	0.0-0	0.0-0
9/24/11	* FLORIDA ATLANTIC	3	2	1	1.0-7	0.0-0
10/1/11	* at South Carolina	6	4	2	0.0-0	0.0-0
10/8/11	* at Arkansas	2	0	2	0.0-0	0.0-0
10/15/11	FLORIDA	3	3	0	0.0-0	0.0-0
10/22/11	at LSU	2	0	2	0.0-0	0.0-0
10/29/11	OLE MISS				DID NOT PLAY	
11/12/11	at Georgia	0	0	0	0.0-0	0.0-0
11/19/11	SAMFORD	2	2	0	0.0-0	0.0-0



**CHRIS HUMPHRIES** #40 RB

6-2 • 223 • Sr. • 2L  
Somerville, Ala. (Brewer)  
Agricultural Economics

**2012** — Saw playing time on special teams in all eight games up to Ole Miss ... Missed Ole Miss game due to injury ... Returned to action against Georgia ... Saw snaps on special teams against Samford.

### HUMPHRIES' CAREER DEFENSIVE STATS

YEAR	G/GS	TT	UT	AT	TFL-YDS	QBS-YDS	FF/FR	PD	I/YDS
2009	11/0	8	6	2	1.0-1	0.0-0	1/0	0	0/0
2010	9/0	4	2	2	0.0-0	0.0-0	0/1	0	0/0
2011	10/0	0	0	0	0.0-0	0.0-0	0/0	0	0/0
<b>Totals</b>	<b>30/0</b>	<b>12</b>	<b>8</b>	<b>4</b>	<b>1.0-1</b>	<b>0.0-0</b>	<b>1/1</b>	<b>0</b>	<b>0/0</b>



**COREY LEMONIER** #55 DE

6-4 • 228 • So. • 1L  
Hialeah, Fla. (Hialeah)  
Pre-Business

**2011** — SEC Coaches Pre-Season Third Team ... Phil Steele Midseason All-SEC First Team and Honorable Mention All-American ... SEC Defensive Player of the Week (10/17) ... Ranks second in the SEC and 13th nationally with 8.5 sacks and third in SEC with 12.5 TFL ... Leads Auburn with 12.5 TFL and 8.5 sacks ... Totaled three tackles in the opener with Utah State ... Also added a pair of quarterback hurries ... Five tackles and one sack against Mississippi State ... Totaled two tackles for loss ... Forced one fumble and also credited with a QB hurry against the Bulldogs ... Sack was first since October 2, 2010 vs. ULM ... Started at Clemson ... Team-high six tackles to go with one sack and two tackles for loss against Florida Atlantic ... Registered a sack and blocked an extra point against South Carolina ... Four tackles, including one sack and two TFL at Arkansas ... Also forced a fumble and credited with a QB hurry against the Razorbacks ... Led Auburn defense with six tackles, including 3.0 tackles for loss (minus 20), including 2.0 quarterback sacks (minus 16) and four quarterback hurries against Florida ... Named Rivals.com's SEC Player of the Week and SEC Co-Defensive Player of the Week for his efforts ... Tied career high in tackles and set career-bests in TFLs and sacks ... Had recorded at least one sack in four-straight games, including 8.0 TFL in that stretch ... First Auburn player to accomplish that feat since Antonio Coleman had at least one sack in six-straight games from 10/24/09-1/1/10 ... Totaled five tackles at LSU ... Posted three tackles and half a sack against Ole Miss ... Also picked up a fumble and returned it nine yards ... Totaled six tackles and two sacks in loss at Georgia ... Forced two fumbles in the first half, becoming the first Auburn player to accomplish the feat since Quentin Groves in 2006 at Alabama ... Two QB hurries against Samford.

### LEMONIER'S CAREER DEFENSIVE STATS

# The Players

YEAR	G/GS	TT	UT	AT	TFL-YDS	QBS-YDS	FF/FR	PD	I/YDS
2010	14/1	17	12	5	5.0-23	2.0-13	1/0	0	0/0
2011	11/11	40	22	18	12.5-69	8.5-56	4/1	0	0/0
<b>Totals</b>	<b>25/12</b>	<b>57</b>	<b>34</b>	<b>23</b>	<b>17.5-92</b>	<b>10.5-69</b>	<b>5/1</b>	<b>0</b>	<b>0/0</b>

## LEMONIER'S CAREER GAME HIGH STATS

	No.	Opponent	Date
Tackles	6	3x (last at Georgia)	11/12/11
TFLs	3.0	Florida	10/15/11
Sacks	2.0	2x (last at Georgia)	11/12/11

## LEMONIER'S GAME-BY-GAME DEFENSIVE STATS

DATE	OPPONENT	TT	UT	AT	TFL-YDS	QBS-YDS
9/4/10	ARKANSAS STATE	1	0	1	0.0-0	0.0-0
9/9/10	at Mississippi State	1	0	1	0.0-0	0.0-0
9/18/10	CLEMSON	1	0	1	0.0-0	0.0-0
9/25/10	SOUTH CAROLINA	2	1	1	1.0-8	1.0-8
10/2/10	LOUISIANA-MONROE	3	3	0	2.0-8	1.0-5
10/9/10	at Kentucky	0	0	0	0.0-0	0.0-0
10/16/10	ARKANSAS	0	0	0	0.0-0	0.0-0
10/23/10	LSU	0	0	0	0.0-0	0.0-0
10/30/10	at Ole Miss	2	2	0	1.0-4	0.0-0
11/6/10	* CHATTANOOGA	0	0	0	0.0-0	0.0-0
11/13/10	GEORGIA	1	1	0	0.0-0	0.0-0
11/26/10	at Alabama	1	0	1	0.0-0	0.0-0
12/4/10	South Carolina (SECCG)	2	2	0	0.0-0	0.0-0
1/10/11	Oregon (BCSNCG)	3	2	1	1.0-3	0.0-0

DATE	OPPONENT	TT	UT	AT	TFL-YDS	QBS-YDS
9/3/11	* UTAH STATE	3	1	2	0.0-0	0.0-0
9/10/11	* MISSISSIPPI STATE	5	3	2	2.0-6	1.0-4
9/17/11	* at Clemson	0	0	0	0.0-0	0.0-0
9/24/11	* FLORIDA ATLANTIC	6	6	0	2.0-15	1.0-11
10/1/11	* at South Carolina	2	2	0	1.0-1	1.0-1
10/8/11	* at Arkansas	4	2	2	2.0-9	1.0-6
10/15/11	* FLORIDA	6	6	0	3.0-20	2.0-16
10/22/11	* at LSU	5	0	5	0.0-0	0.0-0
10/29/11	* OLE MISS	3	0	3	0.5-10	0.5-10
11/12/11	* at Georgia	6	2	4	2.0-8	2.0-8
11/19/11	* SAMFORD	0	0	0	0.0-0	0.0-0

active tight ends ... Has scored four touchdowns in the last three games.

## LUTZENKIRCHEN'S CAREER RECEIVING STATS

YEAR	G/GS	NO	YDS	AVG	TD	LP/OPPONENT
2009	13/1	5	66	13.2	2	21/Furman
2010	13/5	15	185	12.3	5	39/Oregon (BCSNCG)
2011	10/9	22	218	9.9	7	32/Samford
<b>Totals</b>	<b>36/15</b>	<b>42</b>	<b>471</b>	<b>11.2</b>	<b>14</b>	<b>39/Oregon (BCSNCG)</b>

## LUTZENKIRCHEN'S CAREER GAME HIGH STATS

	No.	Opponent	Date
Receptions	4	ULM	10/2/10
Rec. Yards	48	2x (last vs. Florida)	10/15/11
Rec. TDs	2	2x (last vs. Ole Miss)	10/29/11


## LUTZENKIRCHEN'S GAME-BY-GAME RECEIVING STATS

DATE	OPPONENT	REC	YDS	AVG	TD	TD REC
9/5/09	LOUISIANA TECH	0	0	0.0	0	--
9/12/09	MISSISSIPPI STATE	1	13	13.0	1	13
9/19/09	WEST VIRGINIA	0	0	0.0	0	--
9/26/09	BALL STATE	1	14	14.0	0	--
10/3/09	at Tennessee	0	0	0.0	0	--
10/10/09	at Arkansas	0	0	0.0	0	--
10/17/09	KENTUCKY	0	0	0.0	0	--
10/24/09	at LSU	2	18	9.0	1	1
10/31/09	OLE MISS	0	0	0.0	0	--
11/7/09	* FURMAN	1	21	21.0	0	--
11/14/09	at Georgia	0	0	0.0	0	--
11/27/09	ALABAMA	0	0	0.0	0	--
1/1/10	Northwestern (Outback)	0	0	0.0	0	--

DATE	OPPONENT	REC	YDS	AVG	TD	TD REC
9/4/10	ARKANSAS STATE	0	0	0.0	0	--
9/9/10	at Mississippi State	0	0	0.0	0	--
9/18/10	CLEMSON	0	0	0.0	0	--
9/25/10	* SOUTH CAROLINA	3	22	7.3	#1	7
10/2/10	LOUISIANA-MONROE	4	41	13.7	1	26
10/9/10	* at Kentucky	1	12	12.0	0	--
10/16/10	ARKANSAS	0	0	0.0	0	--
10/23/10	* LSU	1	6	6.0	0	--
10/30/10	at Ole Miss	0	0	0.0	0	--
11/6/10	CHATTANOOGA	DID NOT PLAY				
11/13/10	GEORGIA	2	31	15.5	2	18, 13
11/26/10	* at Alabama	1	7	7.0	#1	7
12/4/10	South Carolina (SECCG)	1	18	18.0	0	--
1/10/11	Oregon (BCSNCG)	2	48	24.0	0	--

DATE	OPPONENT	REC	YDS	AVG	TD	TD REC
9/3/11	* UTAH STATE	2	22	11.0	1	15
9/10/11	* MISSISSIPPI STATE	3	18	6.0	1	10
9/17/11	* at Clemson	0	0	0.0	0	--
9/24/11	FLORIDA ATLANTIC	DID NOT PLAY				
10/1/11	* at South Carolina	1	9	9.0	#1	--
10/8/11	* at Arkansas	2	11	5.5	0	--
10/15/11	FLORIDA	3	48	16.0	0	--
10/22/11	* at LSU	3	23	7.7	0	--
10/29/11	* OLE MISS	3	27	9.0	2	13, 4
11/12/11	* at Georgia	2	16	8.0	1	4
11/19/11	* SAMFORD	3	46	15.3	1	32

#Game-winning touchdown



**PHILIP** #43  
**LUTZENKIRCHEN** TE

6-5 • 250 • Jr. • 2L  
Marietta, Ga. (Lassiter)  
Communications

**CAREER** — Ranks first in touchdowns by a TE in Auburn history with 14 ... Holds AU single-season record for touchdowns by a TE with six (2011) ... Has three career game-winning touchdowns (USC - 2010/11, Alabama -2010).

**2011** — SEC Coaches Pre-Season Third Team ... Mackey Award Watch List ... Sports Illustrated Preseason All-SEC Team ... Phil Steele Preseason All-SEC Third Team ... Leads the team with seven TD receptions ... Two receptions for 22 yards against Utah St. ... Scored on a 15-yd reception from Barrett Trotter ... Three receptions for 18 yards and a score against Mississippi State ... Touchdown was from 10 yards out ... Made his third start of the year against Clemson ... Did not play against FAU ... Scored the game-winning touchdown at South Carolina ... The nine-yard reception was his only catch of the day ... Two catches for 11 yards at Arkansas ... Three receptions for 48 yards in win over Florida ... 48 receiving yards tied his career high ... Totaled three catches for 23 yards at LSU ... Posted his second career two touchdown game with two scores on three receptions for 27 yards in win over Ole Miss ... Posted two receptions for 14 yards and a touchdown ... Tied for fourth nationally with seven touchdown catches ... His 14 career touchdowns ties him for fourth among



**TRE** #21  
**MASON** RB

5-10 • 190 • Fr. • HS  
Lake Worth, Fla. (Park Vista)  
Undecided

**CAREER** — Currently ranks fifth in AU single-season kickoff yards with 633 and sev-

# The Players

enth in average return (26.4) ... Needs 2 yards to move into tie for seventh with James Brooks (1979) with 577 ... Is 21 yards shy of tying AU freshman record for single-season KO return yards ... Brooks holds record with 654 yards in 1977 ... Owns two of the top five kick-off return yard games in Auburn history.

**2011** — *Phil Steele Midseason Third Team All-American and Midseason All-SEC First Team kickoff returner ... SEC Co-Freshman of the Week (9/5)* ... Second in the SEC and ranks 22nd nationally with an average of 26.4 yds per KO return ... 42nd nationally with 633 return yards ... Named *SEC Co-Freshman of the Week* for his effort against Utah State ... Returned a kick 97 yards for a touchdown in the second quarter ... First Auburn freshman to accomplish that feat since Brad Lester in 2005 against Ball State ... Finished the day with 176 return yards, the third-most in school history ... His 97-yard KO return TD was the eighth-longest in school history ... Also rushed one time for 2 yards ... Averaged 28.7 yards on six returns, with a long of 41 yards against MSU ... Also rushed three times for 14 yards ... Totaled 63 yards on four kick returns against Clemson ... Added four carries for 15 yards with a long run of 14 yards ... FAU kicked away from him, but did rush once for three yards ... One kickoff return for 19 yards at South Carolina ... Three carries for 30 yards with a long of 18 along with two kickoff returns for 53 yards at Arkansas ... Did not play against Florida ... Returned three kicks for 61 yards at LSU ... Rushed twice for 18 yards and returned one kick for 31 yards against Ole Miss ... Two carries for 5 yards against Samford.

## MASON'S CAREER RUSHING STATS


YEAR	G/GS	NO	YDS	AVG	TD	LP/OPPONENT
2011	10/0	16	87	5.4	0	18/Arkansas

## MASON'S CAREER KICK RETURN STATS

YEAR	G/GS	NO	YDS	AVG	TD	LP/OPPONENT
2011	10/0	24	633	26.4	1	97/USU

## MASON'S GAME-BY-GAME KICK RETURN STATS

DATE	OPPONENT	NO	YDS	AVG	TD	TD RET
9/3/11	UTAH STATE	4	176	44.0	1	97
9/10/11	MISSISSIPPI STATE	6	172	28.7	0	--
9/17/11	at Clemson	4	63	15.8	0	--
9/24/11	FLORIDA ATLANTIC	0	0	0.0	0	--
10/1/11	at South Carolina	1	19	19.0	0	--
10/8/11	at Arkansas	2	53	26.5	0	--
10/15/11	FLORIDA	DID NOT PLAY				
10/22/11	at LSU	3	61	20.3	0	--
10/29/11	OLE MISS	1	31	31.0	0	--
11/12/11	at Georgia	3	58	19.3	0	--
11/19/11	SAMFORD	0	0	0.0	0	--



**ONTERIO** #23  
**McCALEBB** RB

5-10 • 170 • Jr. • 2L  
Fort Meade, Fla. (Hargrave Military)  
Anthropology

**CAREER** — 17th in career rushing at AU with 1,901 yards ... Holds AU single-season record for yards per carry (min. 75 attempts) with 8.5 yard average ... Became the first AU freshman to ever rush for 100 yards or more in his first two games ... Is just the fourth AU freshman to rush for 100 yards or more in any two consecutive games (Carnell Williams in 2001, Darrell Williams in 1989 and Ron O'Neal in 1981) ... T-10th in rushing yardage for a freshman in AU history ... Became sixth AU freshman to rush for 500 yards in a season ... Has five TD runs of 48 yards or longer.

**2011** — *SEC Coaches Pre-Season Third Team* ... Second on team in rushing (526) and receptions (28) ... Leads SEC running backs with 26 receptions ... Has at least one reception in 14 straight games ... Made his seventh career start against Utah State ... Rushed nine times for 44 yards ... Also caught a career-high five passes ... Totaled 176 all-purpose yards ... Ran for 68 yards on 11 carries against Mississippi State ... Also tallied 24 yards on three

receptions ... 92 total yards on the day ... Set a new season high for receptions against the Bulldogs ... 51 total yards at Clemson ... Recorded the longest reception of his career on a 51-yard touchdown catch off a screen pass ... The touchdown was the second receiving TD of his career ... Also rushed for 17 yards on four carries ... Totaled 91 all-purpose yards (58 rushing, 33 receiving) in win over South Carolina ... 19-yard carry setup game-winning touchdown ... 199 all-purpose yards at Arkansas ... Included a season-high 91 rushing yards and 28 yards receiving on three catches ... 13 carries is his highest total since 10/3/09 at Tennessee ... Was Auburn's leading receiver with three catches ... Totaled 81 all-purpose yards (43 rushing, 31 KR) against Florida ... Scored a 14-yard rushing touchdown on the first play of the fourth quarter ... It was his first rushing score since 2010 and 14th of his career ... Scored his 15th career rushing touchdown and totaled 90 all-purpose yards at LSU ... Rushed for 61 yards on 15 carries against Ole Miss ... Added one kick return for 30 yards ... Had 74 all-purpose yards at Georgia ... Scored two touchdowns for the first time in 2011 against Samford ... Rushed eight times for 48 yards, while catching two passes for 11 yards ... Also returned a kick for 45 yards to finish with 104 all-purpose yards.

## McCALEBB'S CAREER RUSHING STATS

YEAR	G/GS	NO	YDS	AVG	TD	LP/OPPONENT
2009	11/2	105	565	5.4	4	62/Ball State
2010	14/4	95	810	8.5	9	70/LSU
2011	10/6	89	478	5.4	2	20/LSU
<b>Totals</b>	<b>35/12</b>	<b>289</b>	<b>1853</b>	<b>6.4</b>	<b>15</b>	<b>70/LSU</b>

## McCALEBB'S CAREER RECEIVING STATS

YEAR	G/GS	NO	YDS	AVG	TD	LP/OPPONENT
2009	11/2	6	58	9.7	0	24/Tennessee
2010	14/4	7	86	12.3	1	23/Kentucky
2011	10/6	26	263	10.1	1	51/Florida Atlantic
<b>Totals</b>	<b>35/12</b>	<b>39</b>	<b>407</b>	<b>10.4</b>	<b>2</b>	<b>51/Florida Atlantic</b>

## McCALEBB'S CAREER ALL-PURPOSE STATS

YEAR	G/GS	RUSH-TD	REC-TD	KO-TD	TOTAL - TDs
2009	11/2	565-4	58-0	272-0	895-4
2010	14/4	810-9	86-1	227-0	1123-10
2011	11/7	526-4	274-1	184-0	984-5
<b>Totals</b>	<b>36/13</b>	<b>1,901-17</b>	<b>418-2</b>	<b>683-0</b>	<b>3002-19</b>

## McCALEBB'S CAREER GAME HIGH STATS

	No.	Opponent	Date
Rush Attempts	22	Louisiana Tech	9/5/09
Rush Yards	148	Louisiana Tech	9/5/09
Rush TDs	3	Georgia	11/13/10
Receptions	5	Utah State	9/3/11
Rec. Yards	62	Tennessee	10/3/09
Rec. TDs	1	Florida Atlantic	9/24/11

## McCALEBB'S GAME-BY-GAME RUSHING STATS

DATE	OPPONENT	ATT	YDS	Avg.	TD	TD Runs
9/5/09	LOUISIANA TECH	22	148	6.7	1	3
9/12/09	* MISSISSIPPI STATE	16	114	7.1	1	48
9/19/09	WEST VIRGINIA	8	20	2.5	0	--
9/26/09	BALL STATE	8	83	10.4	1	1
10/3/09	at Tennessee	13	51	3.9	0	--
10/10/09	at Arkansas	6	23	3.8	1	3
10/17/09	KENTUCKY	7	22	3.1	0	--
10/24/09	at LSU	3	3	1.0	0	--
10/31/09	OLE MISS	DID NOT PLAY				
11/7/09	FURMAN	DID NOT PLAY				
11/14/09	* at Georgia	11	60	5.5	0	--
11/27/09	ALABAMA	5	23	4.6	0	--
1/1/10	Northwestern (Outback)	6	18	3.0	0	--
DATE	OPPONENT	ATT	YDS	Avg.	TD	TD Runs
9/4/10	* ARKANSAS STATE	9	76	8.4	0	--
9/9/10	at Mississippi State	12	68	5.7	0	--
9/18/10	CLEMSON	10	81	8.1	1	12
9/25/10	SOUTH CAROLINA	7	55	7.9	0	--
10/2/10	LOUISIANA-MONROE	4	56	14.0	1	50
10/9/10	* at Kentucky	5	9	1.8	0	--
10/16/10	ARKANSAS	4	29	7.2	1	13
10/23/10	LSU	4	84	21.0	1	70

# The Players

10/30/10	* at Ole Miss	9	99	11.0	1	68
11/6/10	CHATTANOOGA	2	55	27.5	1	49
11/13/10	GEORGIA	12	71	5.9	3	4, 2, 4
11/26/10	at Alabama	8	50	6.2	0	--
12/4/10	South Carolina (SECCG)	3	30	10.0	0	--
1/10/11	* Oregon (BCSNCG)	6	47	7.8	0	--

DATE	OPPONENT	ATT	YDS	Avg.	TD	TD Runs
9/3/11	* UTAH STATE	9	44	4.9	0	--
9/10/11	* MISSISSIPPI STATE	11	68	6.2	0	--
9/17/11	* at Clemson	10	34	3.4	0	--
9/24/11	* FLORIDA ATLANTIC	4	17	4.2	0	--
10/1/11	at South Carolina	9	58	6.4	0	--
10/8/11	* at Arkansas	13	91	7.0	0	--
10/15/11	FLORIDA	10	43	4.3	1	14
10/22/11	* at LSU	3	32	10.7	1	2
10/29/11	OLE MISS	15	61	4.1	0	--
11/12/11	at Georgia	5	30	6.0	0	--
11/19/11	* SAMFORD	8	56	6.0	2	10, 10

## McCALEBB'S GAME-BY-GAME RECEIVING STATS

DATE	OPPONENT	REC	YDS	AVG	TD	TD REC
9/5/09	LOUISIANA TECH	0	0	0.0	0	--
9/12/09	* MISSISSIPPI STATE	0	0	0.0	0	--
9/19/09	WEST VIRGINIA	0	0	0.0	0	--
9/26/09	BALL STATE	1	-3	-3.0	0	--
10/3/09	at Tennessee	3	62	30.7	0	--
10/10/09	at Arkansas	0	0	0.0	0	--
10/17/09	KENTUCKY	1	2	2.0	0	--
10/24/09	at LSU	0	0	0.0	0	--
10/31/09	OLE MISS			DID NOT PLAY		
11/7/09	FURMAN			DID NOT PLAY		
11/14/09	* at Georgia	1	-3	-3.0	0	--
11/27/09	ALABAMA	0	0	0.0	0	--
1/1/10	* Northwestern (Outback)	0	0	0.0	0	--

DATE	OPPONENT	REC	YDS	AVG	TD	TD REC
9/4/10	* ARKANSAS STATE	0	0	0.0	0	--
9/9/10	at Mississippi State	0	0	0.0	0	--
9/18/10	CLEMSON	0	0	0.0	0	--
9/25/10	SOUTH CAROLINA	0	0	0.0	0	--
10/2/10	LOUISIANA-MONROE	0	0	0.0	0	--
10/9/10	* at Kentucky	1	23	23.0	0	--
10/16/10	ARKANSAS	0	0	0.0	0	--
10/23/10	LSU	1	17	17.0	0	--
10/30/10	* at Ole Miss	0	0	0.0	0	--
11/6/10	CHATTANOOGA	0	0	0.0	0	--
11/13/10	GEORGIA	0	0	0.0	0	--
11/26/10	at Alabama	2	24	12.0	0	--
12/4/10	South Carolina (SECCG)	1	12	12.0	1	12
1/10/11	* Oregon (BCSNCG)	2	10	5.0	0	--

DATE	OPPONENT	REC	YDS	AVG	TD	TD REC
9/3/11	* UTAH STATE	5	43	8.6	0	--
9/10/11	* MISSISSIPPI STATE	4	24	6.0	0	--
9/17/11	* at Clemson	1	17	17.0	0	--
9/24/11	* FLORIDA ATLANTIC	2	56	28.0	1	51
10/1/11	at South Carolina	3	33	11.0	0	--
10/8/11	* at Arkansas	3	28	9.3	0	--
10/15/11	FLORIDA	1	0	0.0	0	--
10/22/11	* at LSU	3	38	12.7	0	--
10/29/11	OLE MISS	1	5	5.0	0	--
11/12/11	at Georgia	3	19	6.3	0	--
11/19/11	* SAMFORD	2	11	5.5	0	--


## McCALEBB'S GAME-BY-GAME ALL-PURPOSE YARDS

DATE	OPPONENT	REC - TDs	RUSH - TDs	KO - TDs	TOTAL - TDs
9/5/09	LOUISIANA TECH	0 - 0	148 - 1	49 - 0	197 - 1
9/12/09	* MISSISSIPPI STATE	0 - 0	114 - 1	81 - 0	195 - 1
9/19/09	WEST VIRGINIA	0 - 0	20 - 0	32 - 0	52 - 0
9/26/09	BALL STATE	-3 - 0	83 - 0	0 - 0	80 - 0
10/3/09	at Tennessee	62 - 0	51 - 0	91 - 0	204 - 0
10/10/09	at Arkansas	0 - 0	23 - 1	19 - 0	42 - 1
10/17/09	KENTUCKY	2 - 0	22 - 0	0 - 0	24 - 0
10/24/09	at LSU	0 - 0	3 - 0	0 - 0	3 - 0
10/31/09	OLE MISS			DID NOT PLAY	
11/7/09	FURMAN			DID NOT PLAY	
11/14/09	at Georgia	-3 - 0	60 - 0	0 - 0	57 - 0
11/27/09	ALABAMA	0 - 0	23 - 0	0 - 0	23 - 0

1/1/10	Northwestern (Outback)	0 - 0	18 - 0	0 - 0	18 - 0
--------	------------------------	-------	--------	-------	--------

DATE	OPPONENT	REC - TDs	RUSH - TDs	KO - TDs	TOTAL - TDs
9/4/10	* ARKANSAS STATE	0 - 0	76 - 0	0 - 0	76 - 0
9/9/10	at Mississippi State	0 - 0	68 - 0	0 - 0	68 - 0
9/18/10	CLEMSON	0 - 0	81 - 1	0 - 0	81 - 1
9/25/10	SOUTH CAROLINA	0 - 0	55 - 0	38 - 0	93 - 0
10/2/10	LOUISIANA-MONROE	0 - 0	56 - 1	0 - 0	56 - 1
10/9/10	* at Kentucky	23 - 0	9 - 0	0 - 0	32 - 0
10/16/10	ARKANSAS	0 - 0	29 - 1	99 - 0	128 - 1
10/23/10	LSU	17 - 0	84 - 1	33 - 0	134 - 1
10/30/10	* at Ole Miss	0 - 0	99 - 1	0 - 0	99 - 1
11/6/10	CHATTANOOGA	0 - 0	55 - 1	0 - 0	55 - 1
11/13/10	GEORGIA	0 - 0	71 - 3	0 - 0	71 - 0
11/26/10	at Alabama	24 - 0	50 - 0	38 - 0	112 - 0
12/4/10	South Carolina (SECCG)	12 - 1	30 - 0	19 - 0	61 - 1
1/10/11	* Oregon (BCSNCG)	10 - 0	47 - 0	0 - 0	57 - 0

DATE	OPPONENT	REC - TDs	RUSH - TDs	KO - TDs	TOTAL - TDs
9/3/11	* UTAH STATE	43 - 0	44 - 0	26 - 0	113 - 0
9/10/11	* MISSISSIPPI STATE	24 - 0	68 - 0	0 - 0	92 - 0
9/17/11	* at Clemson	17 - 0	34 - 0	0 - 0	51 - 0
9/24/11	* FLORIDA ATLANTIC	56 - 1	17 - 0	0 - 0	73 - 1
10/1/11	at South Carolina	33 - 0	58 - 0	0 - 0	91 - 0
10/8/11	* at Arkansas	28 - 0	91 - 0	0 - 0	119 - 0
10/15/11	FLORIDA	0 - 0	43 - 1	38 - 0	81 - 1
10/22/11	* at LSU	38 - 0	32 - 0	20 - 0	90 - 0
10/29/11	OLE MISS	61 - 0	5 - 0	30 - 0	96 - 0
11/12/11	at Georgia	30 - 0	19 - 0	25 - 0	74 - 0
11/19/11	* SAMFORD	11 - 0	48 - 2	45 - 0	93 - 2



**DEMETRICE** #12

**McNEAL** DB

6-2 • 194 • So. • 1L  
College Park, Ga. (Banneker)  
Liberal Arts

**2011** — Third on the team with 64 tackles ... Tied for second on the team with two forced fumbles ... Made his first career start in the opener with Utah State ... Totaled seven tackles ... Also added a pass break-up ... Totaled career-best eight tackles against Mississippi State ... Recorded his first career interception in the first quarter and returned it 43 yards for a touchdown ... TD was the first of his career ... Added a tackle for a loss ... First Auburn player to return an interception for a TD since T'Sharvan Bell against South Carolina in the 2010 SEC Championship game ... Totaled career-best eight tackles and forced the second fumble of his career at Clemson ... Includes seven solo stops ... Forced a fumble and recorded a deflection to go with four tackles against FAU ... Made his second interception of the season at South Carolina ... Led the team with eight tackles ... Two tackles at Arkansas ... Five tackles in win over Florida ... Two tackles in Ole Miss win ... Made seven stops against Georgia ... Five tackles against Samford.

## McNEAL'S CAREER DEFENSIVE STATS

YEAR	G/GS	TT	UT	AT	TFL-YDS	QBS-YDS	FF/FR	PD	I/YDS
2010	13/0	24	17	7	0.0-0	0.0-0	1/0	1	0/0
2011	11/10	64	36	28	1.0-4	0.0-0	2/0	2	2/43
<b>Totals</b>	<b>24/10</b>	<b>88</b>	<b>53</b>	<b>35</b>	<b>1.0-4</b>	<b>0.0-0</b>	<b>3/0</b>	<b>3</b>	<b>2/43</b>

## MCNEAL'S CAREER GAME HIGH STATS

No.	Opponent	Date
Tackles	8	3x (Last at South Carolina) 10/1/11
Deflections	1	2x (Last vs. Utah State) 9/3/11
Interceptions	1	2x (Last at South Carolina) 10/1/11

## McNEAL'S GAME-BY-GAME DEFENSIVE STATS

DATE	OPPONENT	TT	UT	AT	PD	INT-YDS
9/4/10	ARKANSAS STATE	0	0	0	0	0-0
9/9/10	at Mississippi State	1	1	0	0	0-0
9/18/10	CLEMSON	0	0	0	0	0-0

# The Players

9/25/10	SOUTH CAROLINA	4	4	0	0	0-0
10/2/10	LOUISIANA-MONROE	DID NOT PLAY				
10/9/10	at Kentucky	3	1	2	0	0-0
10/16/10	ARKANSAS	2	1	1	0	0-0
10/23/10	LSU	1	1	0	0	0-0
10/30/10	at Ole Miss	0	0	0	0	0-0
11/6/10	CHATTANOOGA	5	3	2	0	0-0
11/13/10	GEORGIA	0	0	0	1	0-0
11/26/10	at Alabama	1	1	0	0	0-0
12/4/10	South Carolina (SECCG)	2	1	1	0	0-0
1/10/11	Oregon (BCSNCG)	1	1	0	0	0-0

DATE	OPPONENT	TT	UT	AT	PD	INT-YDS
9/3/11	* UTAH STATE	7	1	6	1	0-0
9/10/11	* MISSISSIPPI STATE	8	5	3	0	1-43
9/17/11	* at Clemson	8	7	1	0	0-0
9/24/11	* FLORIDA ATLANTIC	4	3	1	1	0-0
10/1/11	* at South Carolina	8	5	3	0	1-0
10/8/11	* at Arkansas	2	1	1	0	0-0
10/15/11	* FLORIDA	5	4	1	0	0-0
10/22/11	* at LSU	7	2	5	0	0-0
10/29/11	* OLE MISS	2	1	1	0	0-0
11/12/11	at Georgia	7	2	5	0	0-0
11/19/11	* SAMFORD	5	5	0	0	0-0

10/22/11	at LSU	0	0	0	0	0-0
10/29/11	OLE MISS	0	0	0	0	0-0
11/12/11	at Georgia	0	0	0	0	0-0
11/19/11	SAMFORD	0	0	0	0	1-0



**JONATHON** #6  
**MINCY** DB  
5-10 • 180 • Fr. • RS  
Decatur, Ga. (SW Dekalb)  
Undecided

2011 — Saw action in the opener against Utah State ... Saw increased playing time against Mississippi State and recorded three tackles ... Saw extensive action at corner against Clemson ... Totaled a career-high five tackles, including four solo stops ... Made his first career start against Florida Atlantic ... Posted two tackles ... Started for the second consecutive week at South Carolina ... Totaled one tackle and recovered a fumble ... One tackle and one breakup at Arkansas ... One tackle against Florida ... Tallied one stop at LSU ... One tackle in win over Ole Miss ... Saw snaps against Georgia ... Started against Samford and recorded two tackles and a deflection.



**IKEEM** #16  
**MEANS** DB  
6-0 • 205 • Jr. • 2L  
Wetumpka, Ala. (Wetumpka)  
Management

2011 — Saw playing time on special teams in the opener with Utah State ... Recorded a special teams tackle against Mississippi State ... Contributed on special teams at Clemson ... Saw action against FAU ... Saw special teams action at South Carolina and Arkansas ... Recovered a muffed punt to seal Auburn's win over Florida ... It was the first fumble recovery of his career ... Saw action on special teams against LSU, Ole Miss and Georgia ... Made his first career interception against Samford.

## MEAN'S CAREER DEFENSIVE STATS

YEAR	G/GS	TT	UT	AT	TFL-YDS	QBS-YDS	FF/FR	PD	I/YDS
2009	12/0	10	6	4	0.0-0	0.0-0	0/0	0	0/0
2010	14/0	10	6	4	0.0-0	0.0-0	0/0	0	0/0
2011	11/0	1	0	1	0.0-0	0.0-0	0/1	0	1/0
<b>Totals</b>	<b>36/0</b>	<b>21</b>	<b>12</b>	<b>9</b>	<b>0.0-0</b>	<b>0.0-0</b>	<b>0/1</b>	<b>0</b>	<b>1/0</b>

## MEAN'S GAME-BY-GAME DEFENSIVE STATS

DATE	OPPONENT	TT	UT	AT	PD	INT-YDS
9/4/10	ARKANSAS STATE	0	0	0	0	0-0
9/9/10	at Mississippi State	2	2	0	0	0-0
9/18/10	CLEMSON	0	0	0	0	0-0
9/25/10	SOUTH CAROLINA	0	0	0	0	0-0
10/2/10	LOUISIANA-MONROE	0	0	0	0	0-0
10/9/10	at Kentucky	1	0	1	0	0-0
10/16/10	ARKANSAS	1	0	1	0	0-0
10/23/10	LSU	0	0	0	0	0-0
10/30/10	at Ole Miss	2	1	1	0	0-0
11/6/10	CHATTANOOGA	1	1	0	0	0-0
11/13/10	GEORGIA	0	0	0	0	0-0
11/26/10	at Alabama	0	0	0	0	0-0
12/4/10	South Carolina (SECCG)	2	2	0	0	0-0
1/10/11	Oregon (BCSNCG)	1	0	1	0	0-0

DATE	OPPONENT	TT	UT	AT	PD	INT-YDS
9/3/11	UTAH STATE	0	0	0	0	0-0
9/10/11	MISSISSIPPI STATE	1	0	1	0	0-0
9/17/11	at Clemson	0	0	0	0	0-0
9/24/11	FLORIDA ATLANTIC	0	0	0	0	0-0
10/1/11	at South Carolina	0	0	0	0	0-0
10/8/11	at Arkansas	0	0	0	0	0-0
10/15/11	FLORIDA	0	0	0	0	0-0

## MINCY'S CAREER DEFENSIVE STATS

YEAR	G/GS	TT	UT	AT	TFL-YDS	QBS-YDS	FF/FR	PD	I/YDS
2011	11/3	17	14	3	0.0-0	0.0-0	0/1	2	0-0

## MINCY'S CAREER GAME HIGH STATS

No.	Opponent	Date
Tackles	5	at Clemson
		9/17/11

## MINCY'S GAME-BY-GAME DEFENSIVE STATS

DATE	OPPONENT	TT	UT	AT	PD	INT-YDS
9/3/11	UTAH STATE	0	0	0	0	0-0
9/10/11	MISSISSIPPI STATE	3	3	0	0	0-0
9/17/11	at Clemson	5	4	1	0	0-0
9/24/11	* FLORIDA ATLANTIC	2	0	2	0	0-0
10/1/11	* at South Carolina	1	1	0	0	0-0
10/8/11	at Arkansas	1	1	0	1	0-0
10/15/11	FLORIDA	1	1	0	0	0-0
10/22/11	at LSU	1	1	0	0	0-0
10/29/11	OLE MISS	1	1	0	0	0-0
11/12/11	at Georgia	0	0	0	0	0-0
11/19/11	* SAMFORD	2	2	0	1	0-0



**CLINT** #15  
**MOSELEY** QB  
6-3 • 213 • So. • 1L  
Leroy, Ala. (Leroy)  
Sociology

2011 — Auburn's starting QB the last four games ... Attempted his first collegiate pass against Utah State ... Completed the strike for 25 yards to Onterio McCalebb ... Play came on a trick play that saw fellow QB Kiehl Frazier take the snap under center ... Saw snaps against Mississippi State, but did not attempt a pass ... Completed a pass against Arkansas for five yards ... Started at QB in second half of game against Florida and completed 4-of-7 passes for 90 yards ... Long play was a 42-yard com-

# The Players

pletion to Quindarius Carr ... Made his first career start at LSU and hit on 12-of-20 passes for 145 yards ... 145 yards were the 15th-highest total for a first-time Auburn starting QB ... Threw the first four touchdown passes of his career in win over Ole Miss ... Finished the game 12-of-15 for 160 yards and four touchdowns ... Complete 11-of-22 passes for 140 yards and one interception at Georgia ... Completed a career-best 13 passes on 20 attempts for a career-high 167 yards and a touchdown in win over Samford ... Also rushed for a 22-yard touchdown ... The run as the longest of his career.

## MOSELEY'S CAREER PASSING STATS

YEAR	G/GS	CMP	ATT	PCT	YDS	INT	TD	LP/OPPONENT
2011	8/4	54	86	62.8	732	2	5	45/Ole Miss and Georgia

## MOSELEY'S CAREER GAME HIGH STATS

	No.	Opponent	Date
Completions	13	Samford	11/19/11
Pass Attempts	22	at Georgia	11/12/11
Pass Yards	167	Samford	11/19/11
Pass TDs	4	vs. Ole Miss	10/29/11

## MOSELEY'S GAME-BY-GAME PASSING STATS

DATE	OPPONENT	CMP	ATT	YDS	INT	TD	TD Pass
9/3/11	UTAH STATE	1	1	25	0	0	--
9/10/11	MISSISSIPPI STATE	0	0	0	0	0	--
9/17/11	at Clemson	DID NOT PLAY					
9/24/11	FLORIDA ATLANTIC	DID NOT PLAY					
10/1/11	at South Carolina	DID NOT PLAY					
10/8/11	at Arkansas	1	1	5	0	0	--
10/15/11	FLORIDA	4	7	90	0	0	--
10/22/11	* at LSU	12	20	145	1	0	--
10/29/11	* OLE MISS	12	15	160	0	4	13, 45, 25, 4
11/12/11	* at Georgia	11	22	140	1	0	--
11/19/11	* SAMFORD	13	20	167	0	1	32



**BRANDON** #75  
**MOSLEY** OL

6-6 • 305 • Sr. • 1L  
Jefferson, GA (Coffeyville [KS]/Jefferson HS)  
Public Administration

**CAREER** — Started 22 straight games and appeared in 25 ... Part of offense that became the first AU team to ever rush for 300 yards or more in six straight SEC games during 2010 season.

**2011** — SEC Coaches Pre-Season second team ... Phil Steele Midseason All-SEC Second Team ... Has started all 10 games this season ... Made his 12th straight start in the season opener ... Got the start at right tackle against Mississippi State ... Start at right tackle for the second consecutive game at Clemson ... Was the starter at right tackle against FAU ... Started at right tackle against South Carolina ... Made the start at right tackle in the road game at Arkansas ... Started against Florida, LSU and in home win over Ole Miss ... Was the starter at right tackle at Georgia and against Samford.



**LaDARIUS** #10  
**OWENS** DE

6-2 • 237 • Fr. • RS  
Bessemer, Ala. (Jess Lanier)  
Liberal Arts

**2011** — Recorded one tackle against Mississippi State ... Posted three tackles against FAU ... Added one TFL and a QB hurry ... Made a pair of stops and added a sack as part of 1.5 TFL in win over South Carolina ... Two tackles at Arkansas ... Missed last five

games after suffering an injury at Arkansas.

## OWENS' CAREER DEFENSIVE STATS

YEAR	G/GS	TT	UT	AT	TFL-YDS	QBS-YDS	FF/FR	PD	I/YDS
2011	4/0	8	4	4	2.5-8	1.0-6	0/0	0	0/0

## OWENS' CAREER GAME HIGH STATS

	No.	Opponent	Date
Tackles	3	Florida Atlantic	9/24/11
Tackles for loss	1.5	at South Carolina	10/1/11
Sacks	1.0	at South Carolina	10/1/11

## OWENS' GAME-BY-GAME DEFENSIVE STATS

DATE	OPPONENT	TT	UT	AT	TFL-YDS	QBS-YDS
9/3/11	UTAH STATE	DID NOT PLAY				
9/10/11	MISSISSIPPI STATE	1	0	1	0.0-0	0.0-0
9/17/11	at Clemson	DID NOT PLAY				
9/24/11	FLORIDA ATLANTIC	3	2	1	1.0-1	0.0-0
10/1/11	at South Carolina	2	1	1	1.5-7	1.0-6
10/8/11	at Arkansas	2	1	1	0.0-0	0.0-0
10/15/11	FLORIDA	DID NOT PLAY				
10/22/11	at LSU	DID NOT PLAY				
10/29/11	OLE MISS	DID NOT PLAY				
11/12/11	at Georgia	DID NOT PLAY				
11/19/11	SAMFORD	DID NOT PLAY				



**CODY** #36  
**PARKEY** K

6-0 • 190 • So. • 1L  
Jupiter, Fla. (Jupiter)  
Marketing

**2011** — Phil Steele Midseason All-SEC Third Team ... Is 1st SEC/2nd FBS with 27 touchbacks on the season ... Kicked off seven times with four touchbacks in the opener with Utah State ... Perfect on six extra-point tries ... Made the first two field goals of his collegiate career (43 and 37) against Mississippi State ... Averaged 69.6 yards on eight kickoffs ... Recorded four touchbacks ... Perfect on five PATs ... Successful only his lone field goal attempt against Clemson, a 38-yarder ... Perfect on three PATs ... Converted three of four field goals against FAU (41, 31, 37) ... Connected on a 21-yard attempt at South Carolina, his only attempt of the night ... Totaled two touchbacks on three kickoffs at Arkansas ... Connected on both PAT tries ... Booted a 42-yard field goal with 35 seconds remaining to ice the win over Florida ... Hit his only attempt of the day - a 42-yarder - at LSU ... Converted on two field goals (40, 31) against Ole Miss ... Missed a 32-yard attempt against Samford.

## PARKEY'S CAREER KICKING STATS

YEAR	FG-A	Pct.	0-19	20-29	30-39	40-49	50+	PAT	PTS
2011	11-15	.733	0-0	1-1	5-6	5-8	0-0	34-35	67

## PARKEY'S CAREER GAME HIGH STATS

	No.	Opponent	Date
FG Attempts	4	Florida Atlantic	9/24/11
FGs Made	3	Florida Atlantic	9/24/11
Career Long	43	Mississippi State	9/10/11

## 2011 Field Goal Sequence (Made/Missed):

UTAH STATE: None  
MISSISSIPPI STATE: 43, 37  
at Clemson: 38  
FLORIDA ATLANTIC: 41, 31, 37, 47  
at South Carolina: 21  
at Arkansas: None


# The Players

FLORIDA: 45, 42, 42  
 at LSU: 42  
 OLE MISS: 40, 31  
 at Georgia: None  
 SAMFORD: 32



**LADARIOUS PHILLIPS** #37  
**RB**  
 6-0 • 291 • Fr. • RS  
 Roanoke, Ala. (Handley)  
 Exercise Science

2011 — Played in 10 games, primarily on special teams and as a blocking back ... Saw snaps in the first two games of the season ... Saw time against FAU, South Carolina, Arkansas and Florida ... Saw snaps against Ole Miss, Georgia and Samford.



**TROVON REED** #1  
**WR**  
 6-0 • 183 • Fr. • RS  
 Thibodaux, La. (Thibodaux)  
 Liberal Arts

2011 — Recorded the first receptions of his career against Utah State ... Finished with four catches for 33 yards ... Had one reception for no gain against Mississippi State ... Three catches for 31 yards at Clemson ... Also rushed two times for 12 yards ... Posted five receptions for 27 yards against Florida Atlantic ... Returned from injury at LSU and had two catches for 26 yards ... Started at wide receiver against Ole Miss - his second start of the season ... Saw action at wide receiver against Georgia ... Team-high four receptions for 44 yards against Samford.

## REED'S CAREER RECEIVING STATS

YEAR	G/GS	NO	YDS	AVG	TD	LP/OPPONENT
2010	1/0	0	0	0.0	0	--
2011	8/2	19	161	8.5	0	25/LSU
<b>Totals</b>	<b>9/2</b>	<b>19</b>	<b>161</b>	<b>8.5</b>	<b>0</b>	<b>25/LSU</b>

## REED'S CAREER RUSHING STATS

YEAR	G/GS	NO	YDS	AVG	TD	LP/OPPONENT
2010	1/0	2	8	4.0	0	6/Clemson
2011	8/2	2	12	6.0	0	10/Clemson
<b>Totals</b>	<b>9/2</b>	<b>4</b>	<b>20</b>	<b>5.0</b>	<b>0</b>	<b>10/Clemson</b>

## REED'S CAREER PUNT RETURN STATS

YEAR	G/GS	NO	YDS	AVG	TD	LP/OPPONENT
2011	9/2	8	42	5.2	0	9/Utah State and MSU


## REED'S GAME-BY-GAME RECEIVING STATS

DATE	OPPONENT	REC	YDS	AVG	TD	TD REC
9/3/11	UTAH STATE	4	33	8.3	0	--
9/10/11	MISSISSIPPI STATE	1	0	0.0	0	--
9/17/11	* at Clemson	3	31	10.3	0	--
9/24/11	FLORIDA ATLANTIC	5	27	5.4	0	--
10/1/11	at South Carolina			DID NOT PLAY		
10/8/11	at Arkansas			DID NOT PLAY		
10/15/11	FLORIDA			DID NOT PLAY		
10/22/11	at LSU	2	26	13.0	0	--
10/29/11	* OLE MISS	0	0	0.0	0	--
11/12/11	at Georgia	0	0	0.0	0	--

11/19/11 SAMFORD 4 44 11.0 0 --


## REED'S GAME-BY-GAME PUNT RETURN STATS

DATE	OPPONENT	NO	YDS	AVG	TD	TD RET
9/3/11	UTAH STATE	2	13	6.5	0	--
9/10/11	MISSISSIPPI STATE	1	9	9.0	0	--
9/17/11	* at Clemson	2	6	3.0	0	--
9/24/11	FLORIDA ATLANTIC	3	14	4.7	0	--
10/1/11	at South Carolina			DID NOT PLAY		
10/8/11	at Arkansas			DID NOT PLAY		
10/15/11	FLORIDA			DID NOT PLAY		
10/22/11	at LSU	0	0	0.0	0	--
10/29/11	* OLE MISS	0	0	0.0	0	--
11/12/11	at Georgia	0	0	0.0	0	--
11/19/11	SAMFORD	0	0	0.0	0	--



**ASHTON RICHARDSON** #56  
**LB**  
 6-0 • 212 • Sr. • 2L  
 New Orleans, La. (St. Michael)  
 Animal Science

2011 — Awarded scholarship by coaches in August 2011 ... Saw first action of the season against Florida Atlantic ... Credited with one QB hurry ... Saw snaps against Ole Miss, Georgia and Samford.



**JONATHAN ROSE** #28  
**DB**  
 6-2 • 178 • Fr. • HS  
 Leeds, Ala. (Leeds)  
 Undecided

2011 — Saw first action of the season against Florida Atlantic ... Saw snaps at South Carolina, Arkansas and Florida ... Saw reserve action at LSU ... Tallied a pair of solo stops in win over Ole Miss.



**CRAIG SANDERS** #13  
**DE**  
 6-4 • 260 • So. • 1L  
 Clio, Ala. (Ariton)  
 Liberal Arts

2011 — Recorded two tackles in the season opener ... Also tallied half a tackle for loss that resulted in a loss of six yards against Utah State ... Three tackles, including 1.5 tackles for loss, against Mississippi State ... Saw snaps at Clemson ... Credited with two tackles and one tackle for loss against FAU ... Also forced a fumble ... Had one tackle at South Carolina ... Saw action at Arkansas ... Credited with one QB hurry against Florida ... One tackle for loss for 5 yards at LSU ... Two tackles and a QB hurry in win over Ole Miss ... One tackle at Georgia ... Credited with one QB hurry against Samford.

## SANDERS' CAREER DEFENSIVE STATS

YEAR	G/GS	TT	UT	AT	TFL-YDS	QBS-YDS	FF/FR	PD	I/YDS
2010	13/0	8	7	1	1.0-6	1.0-6	0/0	0	0/0


# The Players

2011	11/0	12	8	4	4.0-16	0.0-0	1/0	0	0/0
<b>Totals</b>	<b>24/0</b>	<b>20</b>	<b>15</b>	<b>5</b>	<b>5.0-22</b>	<b>1.0-6</b>	<b>1/0</b>	<b>0</b>	<b>0/0</b>

## SANDERS' GAME-BY-GAME DEFENSIVE STATS

DATE	OPPONENT	TT	UT	AT	TFL-YDS	QBS-YDS
9/4/10	ARKANSAS STATE	3	3	0	0.0-0	0.0-0
9/9/10	at Mississippi State	1	1	0	0.0-0	0.0-0
9/18/10	CLEMSON	0	0	0	0.0-0	0.0-0
9/25/10	SOUTH CAROLINA	1	1	0	0.0-0	0.0-0
10/2/10	LOUISIANA-MONROE	0	0	0	0.0-0	0.0-0
10/9/10	at Kentucky				DID NOT PLAY	
10/16/10	ARKANSAS	1	0	1	0.0-0	0.0-0
10/23/10	LSU	0	0	0	0.0-0	0.0-0
10/30/10	at Ole Miss	0	0	0	0.0-0	0.0-0
11/6/10	CHATTANOOGA	0	0	0	0.0-0	0.0-0
11/13/10	GEORGIA	1	1	0	0.0-0	0.0-0
11/26/10	at Alabama	0	0	0	0.0-0	0.0-0
12/4/10	South Carolina (SECCG)	1	1	0	1.0-6	1.0-6
1/10/11	Oregon (BCSNCG)	0	0	0	0.0-0	0.0-0

DATE	OPPONENT	TT	UT	AT	TFL-YDS	QBS-YDS
9/3/11	UTAH STATE	2	1	1	0.5-6	0.0-0
9/10/11	MISSISSIPPI STATE	3	2	1	1.5-3	0.0-0
9/17/11	at Clemson	0	0	0	0.0-0	0.0-0
9/24/11	FLORIDA ATLANTIC	2	2	0	1.0-2	0.0-0
10/1/11	at South Carolina	1	0	1	0.0-0	0.0-0
10/8/11	at Arkansas	0	0	0	0.0-0	0.0-0
10/15/11	FLORIDA	0	0	0	0.0-0	0.0-0
10/22/11	at LSU	1	1	0	1.0-5	0.0-0
10/29/11	OLE MISS	2	2	0	0.0-0	0.0-0
11/12/11	at Georgia	1	0	1	0.0-0	0.0-0
11/19/11	SAMFORD	0	0	0	0.0-0	0.0-0



**DEVAUNTE SIGLER** #96 DL  
6-3 • 263 • Fr. • HS  
Mobile, Ala. (B.C. Rain)  
Undecided

2011 — True freshman saw his first action in the opener with Utah State ... Tallied one tackle ... Three tackles in win over Mississippi State ... Registered one tackle at Clemson ... One tackle in win over FAU ... Saw snaps against South Carolina ... Credited with one tackle and half a TFL at Arkansas ... Recorded his first career sack against Florida ... One tackle at LSU ... Credited with one QB hurry against Ole Miss ... Saw snaps against Georgia ... One tackle in win over Samford.

## SIGLER'S CAREER DEFENSIVE STATS

YEAR	G/GS	TT	UT	AT	TFL-YDS	QBS-YDS	FF/FR	PD	I/YDS
2011	11/0	10	6	4	1.5-3	1.0-3	0/0	0	0/0

## SIGLER'S GAME-BY-GAME DEFENSIVE STATS

DATE	OPPONENT	TT	UT	AT	TFL-YDS	QBS-YDS
9/3/11	UTAH STATE	1	0	1	0.0-0	0.0-0
9/10/11	MISSISSIPPI STATE	3	2	1	0.0-0	0.0-0
9/17/11	at Clemson	1	1	0	0.0-0	0.0-0
9/24/11	FLORIDA ATLANTIC	1	1	0	0.0-0	0.0-0
10/1/11	at South Carolina	0	0	0	0.0-0	0.0-0
10/8/11	at Arkansas	1	0	1	0.5-0	0.0-0
10/15/11	FLORIDA	1	1	0	1.0-3	1.0-3
10/22/11	at LSU	1	0	1	0.0-0	0.0-0
10/29/11	OLE MISS	0	0	0	0.0-0	0.0-0
11/12/11	at Georgia	0	0	0	0.0-0	0.0-0
11/19/11	SAMFORD	1	1	0	0.0-0	0.0-0



**CHAD SLADE** #62 OL  
6-5 • 320 • RFr. • RS  
Moody, Ala. (Moody)  
Liberal Arts

2011 — Saw his first snaps of his career and made his first career start in the season opener against Utah State at right tackle ... Moved inside to right guard for his second start of the season against Mississippi State ... Saw limited snaps against Clemson ... Started at right guard against Florida Atlantic ... Saw time against South Carolina and Arkansas ... Started at left guard against Florida, LSU and Ole Miss ... Took over as the starter at left guard after the injury to Jared Cooper ... Starting left guard at Georgia and against Samford.



**RYAN SMITH** #24 DB  
6-2 • 208 • So. • 1L  
Cordova, Ala. (Cordova)  
Liberal Arts

2011 — Saw action against Utah State ... Made the game-saving tackle on Mississippi State quarterback Chris Relf at the goal line as time expired ... First non-special teams tackle of his career ... The tackle was just the fourth of Smith's career ... Set a career high with three stops against Clemson ... Had one solo tackle against FAU ... Saw action against USC ... Tied career high with three tackles at Arkansas ... Saw snaps against Florida ... Posted one tackle at LSU ... Totaled two tackles and one TFL against Ole Miss ... Made his first career start at Georgia ... Set a career high with five tackles ... Two tackles and credited with half a TFL against Samford.

## SMITH'S CAREER DEFENSIVE STATS


YEAR	G/GS	TT	UT	AT	TFL-YDS	QBS-YDS	FF/FR	PD	I/YDS
2010	14/0	3	3	0	0.0-0	0.0-0	0/0	0	0/0
2011	11/1	18	11	7	1.5-2	0.0-0	0/0	0	0/0
<b>Totals</b>	<b>25/1</b>	<b>21</b>	<b>14</b>	<b>7</b>	<b>1.5-2</b>	<b>0.0-0</b>	<b>0/0</b>	<b>0</b>	<b>0/0</b>

## SMITH'S GAME-BY-GAME DEFENSIVE STATS

DATE	OPPONENT	TT	UT	AT	PD	INT-YDS
9/4/10	ARKANSAS STATE	0	0	0	0	0-0
9/9/10	at Mississippi State	0	0	0	0	0-0
9/18/10	CLEMSON	0	0	0	0	0-0
9/25/10	SOUTH CAROLINA	0	0	0	0	0-0
10/2/10	LOUISIANA-MONROE	0	0	0	0	0-0
10/9/10	at Kentucky	0	0	0	0	0-0
10/16/10	ARKANSAS	1	1	0	0	0-0
10/23/10	LSU	0	0	0	0	0-0
10/30/10	at Ole Miss	0	0	0	0	0-0
11/6/10	CHATTANOOGA	0	0	0	0	0-0
11/13/10	GEORGIA	1	1	0	0	0-0
11/26/10	at Alabama	0	0	0	0	0-0
12/4/10	South Carolina (SECCG)	1	1	0	0	0-0
1/10/11	Oregon (BCSNCG)	0	0	0	0	0-0

# The Players

DATE	OPPONENT	TT	UT	AT	PD	INT-YDS
9/3/11	UTAH STATE	0	0	0	0	0-0
9/10/11	MISSISSIPPI STATE	1	1	0	0	0-0
9/17/11	at Clemson	3	2	1	0	0-0
9/24/11	FLORIDA ATLANTIC	1	1	0	0	0-0
10/1/11	at South Carolina	0	0	0	0	0-0
10/8/11	at Arkansas	3	2	1	0	0-0
10/15/11	FLORIDA	0	0	0	0	0-0
10/22/11	at LSU	1	1	0	0	0-0
10/29/11	OLE MISS	2	1	1	0	0-0
11/12/11	* at Georgia	5	2	3	0	0-0
11/19/11	SAMFORD	1	1	2	0	0-0




**JOHN SULLEN** #71  
OL

6-5 • 333 • Jr. • 2L  
Auburn, Ala. (Auburn)  
History

**CAREER** — Played in 36 games, recording 10 starts.

**2010** — Made his second career start against Utah State in the season opener ... Saw snaps against Mississippi State, but did not start ... Started at right guard against Clemson ... Started at right guard against South Carolina ... Made the start at right guard against Arkansas ... Has started at right guard the last five games.



**ROBENSON THEREZIE** #27  
DB

5-9 • 192 • Fr. • HS  
Miami, Fla. (Jackson)  
Undecided

**2011** — Saw snaps, but did not record any stats against Utah State ... Had one assisted tackle against Mississippi State ... Saw time against Clemson ... Posted five tackles against Florida Atlantic ... Also credited with a deflection ... Saw time against South Carolina ... Made one stop at Arkansas ... Returned the first kickoff of his career for 36 yards against Florida ... Three tackles at LSU ... Also returned four kicks for 90 yards with a long of 36 ... Two tackles against Ole Miss ... Also returned one kick for 22 yards ... Two tackles at Georgia ... Saw snaps against Samford.



**TRAVANTE STALLWORTH** #85  
WR

5-9 • 190 • Jr. • 2L  
Leesville, La. (Leesville)  
Public Administration

**2011** — Made the first start of his career against Utah State ... Recorded four catches for 93 yards and a touchdown ... Touchdown was a 39-yard catch-and-run ... One reception against Mississippi State ... Team-high five receptions and 71 yards against Clemson ... Started against FAU, but was held without a catch ... Did not record a reception at South Carolina ... Had one reception for 44 yards at Arkansas ... Catch was the longest of his career ... Saw time against Florida ... Two receptions for 10 yards at LSU ... Saw snaps against Ole Miss ... Started against Georgia ... Saw snaps against Samford.

## STALLWORTH'S CAREER RECEIVING STATS

YEAR	G/GS	NO	YDS	AVG	TD	LP/OPPONENT
2009	10/0	2	21	10.5	0	16/Ball State
2010	3/0	0	0	0.0	0	—
2011	11/6	13	214	16.5	1	44/Arkansas
<b>Totals</b>	<b>24/6</b>	<b>15</b>	<b>235</b>	<b>15.7</b>	<b>1</b>	<b>44/Arkansas</b>

## STALLWORTH'S CAREER GAME HIGH STATS

	No.	Opponent	Date
Receptions	5	Clemson	9/17/11
Receiving Yards	93	Utah State	9/3/11
TDs	1	Utah State	9/3/11

## STALLWORTH'S GAME-BY-GAME RECEIVING STATS

DATE	OPPONENT	REC	YDS	AVG	TD	TD REC
9/3/11	* UTAH STATE	4	93	23.3	1	39
9/10/11	* MISSISSIPPI STATE	1	-4	-4.0	0	--
9/17/11	* at Clemson	5	71	14.2	0	20
9/24/11	* FLORIDA ATLANTIC	0	0	0.0	0	--
10/1/11	at South Carolina	0	0	0.0	0	--
10/8/11	* at Arkansas	1	44	44.0	0	--
10/15/11	FLORIDA	0	0	0.0	0	--
10/22/11	at LSU	2	10	5.0	0	--
10/29/11	OLE MISS	0	0	0.0	0	--
11/12/11	* at Georgia	0	0	0.0	0	--
11/19/11	SAMFORD	0	0	0.0	0	--

# The Players



**NEIKO  
THORPE** #15  
DB

6-3 • 191 • Sr. • 3L  
Tucker, Ga. (HS)  
Philosophy

**CAREER** — Has one return for touchdown, a 69-yard blocked FG vs. UK (10/17/09) ... Eight career double-digit tackle games ... Has at least one tackle in 45 of 49 career games played and has 262 tackles for his career.

**2011** — SEC Coaches Pre-Season Third Team ... Phil Steele Midseason All-SEC Third Team ... Second on the team with 85 tackles ... Ranks eighth in the SEC in tackles ... Recorded nine tackles against Utah State in his first game at safety ... Total included seven unassisted stops ... 11 tackles against Mississippi State ... Also in on a TFL ... Led Auburn with 16 tackles against Clemson ... First Auburn player to record more than 15 tackles since Dontarrious Thomas posted 19 stops against Syracuse on 9/22/01 ... Also recovered the first fumble of his career against Clemson ... Made four tackles and recorded his fifth career interception in win over Florida Atlantic ... Made his sixth career interception against South Carolina ... Added one tackle and one deflection ... Made six tackles with one breakup at Arkansas ... Three tackles with two breakups in win over Florida ... Team-high 14 tackles in loss at LSU ... Five stops against Ole Miss ... Posted his fourth double-digit tackle game of the season with 12 in loss at Georgia ... Four stops and his seventh career interception against Samford.

## THORPE' CAREER DEFENSIVE STATS

YEAR	G/GS	TT	UT	AT	TFL-YDS	QBS-YDS	FF/FR	PD	I/YDS
2008	11/1	29	20	9	0.0-0	0.0-0	1/0	6	2-101
2009	13/13	84	56	28	0.5-1	0.0-0	1/0	11	2-22
2010	14/13	64	45	19	0.5-1	0.0-0	0/0	9	0-0
2011	11/11	85	39	46	0.5-1	0.0-0	0/1	5	3-66
<b>Totals</b>	<b>49/38</b>	<b>262</b>	<b>160</b>	<b>102</b>	<b>1.5-3</b>	<b>0.0-0</b>	<b>2/1</b>	<b>31</b>	<b>7-189</b>

## THORPE'S CAREER GAME HIGH STATS

	No.	Opponent	Date
Tackles	16	at Clemson	9/17/11
Interceptions	1	7x (last vs. Samford)	11/19/11

## THORPE'S GAME-BY-GAME DEFENSIVE STATS

DATE	OPPONENT	TT	UT	AT	PD	INT-YDS
8/30/08	LOUISIANA-MONROE	7	5	2	2	0-0
9/6/08	SOUTHERN MISS	1	1	0	0	0-0
9/13/08	MISSISSIPPI STATE	0	0	0	0	0-0
9/20/08	LSU	2	2	0	0	0-0
9/27/08	TENNESSEE	4	3	1	0	0-0
10/4/08	at Vanderbilt	2	1	1	2	0-0
10/11/08	* ARKANSAS	7	3	4	0	1-59
10/23/08	at West Virginia	0	0	0	0	0-0
11/1/08	at Ole Miss	DID NOT PLAY				
11/8/08	TENNESSEE-MARTIN	0	0	0	0	1-42
11/15/08	GEORGIA	2	2	0	0	0-0
11/29/08	at Alabama	4	3	1	0	0-0

DATE	OPPONENT	TT	UT	AT	PD	INT-YDS
9/5/09	* LOUISIANA TECH	3	3	0	1	0-0
9/12/09	* MISSISSIPPI STATE	7	5	2	0	0-0
9/19/09	* WEST VIRGINIA	7	5	2	2	1-22
9/26/09	* BALL STATE	6	5	1	0	0-0
10/3/09	* at Tennessee	7	3	4	0	0-0
10/10/09	* at Arkansas	11	6	5	0	0-0
10/17/09	* KENTUCKY	4	3	1	2	0-0
10/24/09	* at LSU	8	2	6	1	0-0
10/31/09	* OLE MISS	2	2	0	1	0-0
11/7/09	* FURMAN	2	1	1	0	0-0
11/14/09	* at Georgia	5	1	4	0	0-0
11/27/09	* ALABAMA	8	7	1	1	0-0
1/1/10	* Northwestern (Outback)	14	13	1	1	1-0

DATE	OPPONENT	TT	UT	AT	PD	INT-YDS
9/4/10	* ARKANSAS STATE	4	3	1	1	0-0
9/9/10	* at Mississippi State	3	2	1	1	0-0
9/18/10	* CLEMSON	5	4	1	0	0-0
9/25/10	* SOUTH CAROLINA	3	2	1	1	0-0
10/2/10	LOUISIANA-MONROE	2	2	0	0	0-0
10/9/10	* at Kentucky	4	1	3	0	0-0
10/16/10	* ARKANSAS	10	10	0	1	0-0
10/23/10	* LSU	6	4	2	1	0-0
10/30/10	* at Ole Miss	7	5	2	0	0-0
11/6/10	* CHATTANOOGA	2	2	0	1	0-0
11/13/10	* GEORGIA	0	0	0	0	0-0
11/26/10	* at Alabama	12	6	6	2	0-0
12/4/10	* South Carolina (SECCG)	4	3	1	1	0-0
1/10/11	* Oregon (BCSNCG)	2	1	1	0	0-0

DATE	OPPONENT	TT	UT	AT	PD	INT-YDS
9/3/11	* UTAH STATE	9	7	2	0	0-0
9/10/11	* MISSISSIPPI STATE	11	4	7	0	0-0
9/17/11	* at Clemson	16	8	8	0	0-0
9/24/11	* FLORIDA ATLANTIC	4	3	1	0	1-46
10/1/11	* at South Carolina	1	0	1	1	1-20
10/8/11	* at Arkansas	6	3	3	1	0-0
10/15/11	* FLORIDA	3	2	1	2	0-0
10/22/11	* at LSU	14	2	12	0	0-0
10/29/11	* OLE MISS	5	2	3	0	0-0
11/12/11	* at Georgia	12	6	6	0	0-0
11/19/11	* SAMFORD	4	2	2	1	1-0



**JAMAR  
TRAVIS** #74  
DL

6-0 • 294 • Jr. • 2L  
Brewton, Ala. (W.S. Neal)  
Public Administration

**2011** — Recorded one tackle against Utah State ... Had one tackle for loss ... Also credited with one hurry ... One tackle in win over Mississippi State ... Saw snaps against Clemson ... Totaled two tackles against Florida Atlantic ... Saw action against South Carolina ... Saw snaps against Arkansas, Florida and LSU ... Saw special teams action against Ole Miss and Georgia ... One QB hurry against Samford.


## TRAVIS' CAREER DEFENSIVE STATS

YEAR	G/GS	TT	UT	AT	TFL-YDS	QBS-YDS	FF/FR	PD	I/YDS
2010	14/0	3	3	0	0.0-0	0.0-0	0/0	0	0/0
2011	11/0	4	3	1	1.0-1	0.0-0	0/0	0	0/0
<b>Totals</b>	<b>25/0</b>	<b>7</b>	<b>6</b>	<b>1</b>	<b>1.0-1</b>	<b>0.0-0</b>	<b>0/0</b>	<b>0</b>	<b>0/0</b>

## TRAVIS' GAME-BY-GAME DEFENSIVE STATS

DATE	OPPONENT	TT	UT	AT	TFL-YDS	QBS-YDS
9/3/11	UTAH STATE	1	0	1	0.0-0	0.0-0
9/10/11	MISSISSIPPI STATE	1	0	1	0.0-0	0.0-0
9/17/11	at Clemson	0	0	0	0.0-0	0.0-0
9/24/11	FLORIDA ATLANTIC	2	2	0	0.0-0	0.0-0
10/1/11	at South Carolina	0	0	0	0.0-0	0.0-0
10/8/11	at Arkansas	0	0	0	0.0-0	0.0-0
10/15/11	FLORIDA	0	0	0	0.0-0	0.0-0
10/22/11	at LSU	0	0	0	0.0-0	0.0-0
10/29/11	OLE MISS	0	0	0	0.0-0	0.0-0
11/12/11	at Georgia	0	0	0	0.0-0	0.0-0
11/19/11	SAMFORD	0	0	0	0.0-0	0.0-0

# The Players



**BARRETT  
TROTTER** #14  
**QB**

6-2 • 207 • Jr. • 1L  
Birmingham, Ala. (Briarwood Christian)  
Graduate

2011 — Started first seven games of season, leading AU to 5-2 record ... Made his first career start at quarterback against Utah State ... Completed 17-of-23 passes for 261 yards and three touchdowns ... Touchdowns were on throws of 56, 39 and 15 yards ... Led Auburn on two scoring drives with less than four minutes remaining to overcome a 10-point deficit and earn the win ... Completed 16-of-23 passes for 146 yards and two touchdowns against Mississippi State in his first SEC start ... Touchdowns were on throws of 46 and 10 yards ... Completed 12-of-25 passes 198 yards and a touchdown ... One scoring throw of 36 yards ... Hit on 16-of-28 passes for 178 yards and two touchdowns in win over FAU ... Completed 12-of-23 passes for 112 yards and one touchdown in South Carolina victory ... Connected with Phillip Lutzenkirchen for the game-winning touchdown at USC ... Completed 6-of-19 passes for 81 yards at Arkansas ... Hit on 2-of-8 passes for 33 yards, including a 25-yard TD, in win over Florida.

## TROTTER'S CAREER PASSING STATS

YEAR	G/GS	CMP	ATT	PCT	YDS	INT	TD	LP/OPPONENT
2010	5/0	6	9	66.7	64	0	0	16/South Carolina (SECCG)
2011	7/7	81	149	54.4	1009	6	10	56/Utah State
<b>Totals</b>	<b>12/7</b>	<b>87</b>	<b>158</b>	<b>55.1</b>	<b>1073</b>	<b>6</b>	<b>10</b>	<b>56/Utah State</b>

## TROTTER'S CAREER GAME HIGH STATS

	No.	Opponent	Date
Completions	17	Utah State	9/3/11
Pass Attempts	28	Florida Atlantic	9/24/11
Pass Yards	261	Utah State	9/3/11
Pass TDs	3	Utah State	9/3/11
Interceptions	2	at South Carolina	10/1/11

## TROTTER'S GAME-BY-GAME PASSING STATS

DATE	OPPONENT	CMP	ATT	YDS	INT	TD	TD Pass
9/4/10	ARKANSAS STATE	1	1	13	0	0	--
9/9/10	at Mississippi State						DID NOT PLAY
9/18/10	CLEMSON						DID NOT PLAY
9/25/10	SOUTH CAROLINA						DID NOT PLAY
10/2/10	LOUISIANA-MONROE	3	5	27	0	0	--
10/9/10	at Kentucky						DID NOT PLAY
10/16/10	ARKANSAS						DID NOT PLAY
10/23/10	LSU						DID NOT PLAY
10/30/10	at Ole Miss	0	0	0	0	0	--
11/6/10	CHATTANOOGA	1	2	8	0	0	--
11/13/10	GEORGIA	0	0	0	0	0	--
11/26/10	at Alabama						DID NOT PLAY
12/4/10	South Carolina (SECCG)	1	1	16	0	0	--
1/10/11	Oregon (BCSNCG)						DID NOT PLAY


DATE	OPPONENT	CMP	ATT	YDS	INT	TD	TD Pass
9/3/11	* UTAH STATE	17	23	261	0	3	56, 39, 15
9/10/11	* MISSISSIPPI STATE	16	23	146	1	2	46, 10
9/17/11	* at Clemson	12	25	198	1	1	36
9/24/11	* FLORIDA ATLANTIC	16	28	178	1	2	10, 51
10/1/11	* at South Carolina	12	23	112	2	1	9
10/8/11	* at Arkansas	6	19	81	1	0	--
10/15/11	* FLORIDA	2	8	33	0	1	25
10/22/11	at LSU						DID NOT PLAY
10/29/11	OLE MISS						DID NOT PLAY
11/12/11	at Georgia						DID NOT PLAY
11/19/11	SAMFORD						DID NOT PLAY



**C.J.  
UZOMAH** #38  
**WR**

6-4 • 236 • Fr. • HS  
Suwanee, Ga. (North Gwinnett)  
Undecided

2011 — Saw playing time in all 11 games this season, primarily on special teams ... Completed a 4-yard pass to Phillip Lutzenkirchen for a touchdown against Georgia on a trick play ... Saw snaps against Samford.



**JEFFREY  
WHITAKER** #54  
**DT**

6-4 • 312 • So. • 1L  
Warner Robins, Ga. (Warner Robins)  
Liberal Arts

2011 — Started all 11 games this season at defensive tackle ... Made his first career start against Utah State ... Recorded a pair of tackles ... Also credited with half a tackle for loss ... Three tackles against Mississippi State ... Started against Clemson, but did not record a tackle ... Recorded two tackles against FAU ... Started on the defensive line against South Carolina ... Tallied two tackles and forced a fumble against the Gamecocks ... Credited with one tackle and a fumble recovery at Arkansas ... Fumble recovery was the first of his career ... Totaled two tackles and one QB hurry against Florida ... Started at defensive tackle against LSU ... Three tackles (two solo) and one TFL for 2 yards in win over Ole Miss ... Had career-high four tackles (three solo) at Georgia ... One tackle and one QB hurry against Samford.

## WHITAKER'S CAREER DEFENSIVE STATS

YEAR	G/GS	TT	UT	AT	TFL-YDS	QBS-YDS	FF/FR	PD	I/YDS
2010	14/0	7	4	3	0.0-0	0.0-0	0/0	0	0/0
2011	11/11	20	15	5	1.5-3	0.0-0	1/1	0	0/0
<b>Totals</b>	<b>25/11</b>	<b>27</b>	<b>19</b>	<b>8</b>	<b>1.5-3</b>	<b>0.0-0</b>	<b>1/1</b>	<b>0</b>	<b>0/0</b>

## WHITAKER'S CAREER GAME HIGH STATS


	No.	Opponent	Date
Tackles	4	at Georgia	11/12/11
TFL's	1.0	Ole Miss	10/29/11

## WHITAKER'S GAME-BY-GAME DEFENSIVE STATS

DATE	OPPONENT	TT	UT	AT	TFL-YDS	QBS-YDS
9/4/10	ARKANSAS STATE	1	0	1	0.0-0	0.0-0
9/9/10	at Mississippi State	0	0	0	0.0-0	0.0-0
9/18/10	CLEMSON	1	1	0	0.0-0	0.0-0
9/25/10	SOUTH CAROLINA	0	0	0	0.0-0	0.0-0
10/2/10	LOUISIANA-MONROE	1	1	0	0.0-0	0.0-0
10/9/10	at Kentucky	0	0	0	0.0-0	0.0-0
10/16/10	ARKANSAS	0	0	0	0.0-0	0.0-0
10/23/10	LSU	0	0	0	0.0-0	0.0-0
10/30/10	at Ole Miss	0	0	0	0.0-0	0.0-0
11/6/10	CHATTANOOGA	3	1	2	0.0-0	0.0-0
11/13/10	GEORGIA	0	0	0	0.0-0	0.0-0
11/26/10	at Alabama	0	0	0	0.0-0	0.0-0
12/4/10	South Carolina (SECCG)	1	1	0	0.0-0	0.0-0
1/10/11	Oregon (BCSNCG)	0	0	0	0.0-0	0.0-0

# The Players

DATE	OPPONENT	TT	UT	AT	TFL-YDS	QBS-YDS
9/3/11	* UTAH STATE	2	0	2	0.5-1	0.0-0
9/10/11	* MISSISSIPPI STATE	3	2	1	0.0-0	0.0-0
9/17/11	* at Clemson	0	0	0	0.0-0	0.0-0
9/24/11	* FLORIDA ATLANTIC	2	2	0	0.0-0	0.0-0
10/1/11	* at South Carolina	2	2	0	0.0-0	0.0-0
10/8/11	* at Arkansas	1	1	0	0.0-0	0.0-0
10/15/11	* FLORIDA	2	2	0	0.0-0	0.0-0
10/22/11	* at LSU	0	0	0	0.0-0	0.0-0
10/29/11	* OLE MISS	3	2	1	1.0-2	0.0-0
11/12/11	* at Georgia	4	3	1	0.0-0	0.0-0
11/19/11	* SAMFORD	1	1	0	0.0-0	0.0-0



**JAWARA** #38

**WHITE** LB

6-2 • 230 • RFr. • RS  
Troy, Ala. (Charles Henderson)  
Pre-Business

2011 — Saw the first playing time of his career against Utah State ... Credited with one tackle ... Saw snaps against Mississippi State and recorded one tackle ... Made his first career start against Florida Atlantic ... Posted three tackles and his first career tackle for a loss ... Two tackles at South Carolina ... Started at Arkansas and tallied one tackle ... Saw snaps against Florida ... Totaled six tackles, including 0.5 TFL against LSU ... Saw the first action of his career at middle linebacker against Ole Miss ... Tallied a career-high nine tackles against the Rebels ... Also added one TFL ... Entered the game with 14 career tackles and left with 23 ... Saw snaps at Georgia.

## WHITE'S CAREER DEFENSIVE STATS

YEAR	G/GS	TT	UT	AT	TFL-YDS	QBS-YDS	FF/FR	PD	I/YDS
2011	9/2	23	10	13	2.5-4	0.0-0	0/0	0	0/0

## WHITE'S GAME-BY-GAME DEFENSIVE STATS

DATE	OPPONENT	TT	UT	AT	TFL-YDS	QBS-YDS
9/3/11	UTAH STATE	1	0	1	0.0-0	0.0-0
9/10/11	MISSISSIPPI STATE	1	1	0	0.0-0	0.0-0
9/17/11	at Clemson				DID NOT PLAY	
9/24/11	* FLORIDA ATLANTIC	3	3	0	1.0-2	0.0-0
10/1/11	at South Carolina	2	1	1	0.0-0	0.0-0
10/8/11	* at Arkansas	4	0	1	0.0-0	0.0-0
10/15/11	FLORIDA	0	0	0	0.0-0	0.0-0
10/22/11	at LSU	6	1	5	0.5-1	0.0-0
10/29/11	OLE MISS	9	5	4	1.0-1	0.0-0
11/12/11	at Georgia	0	0	0	0.0-0	0.0-0
11/19/11	SAMFORD				DID NOT PLAY	



**RYAN** #19

**WHITE** DB

5-10 • 195 • So. • 1L  
Tallahassee, Fla. (Lincoln)  
Pre-Business

2011 — Serves as the holder on extra points and field goals ... Totaled two tackles against Utah State ... Made the first start of his career against Mississippi State ... Recorded four tackles and one break-up ... Made his second career start in the game at Clemson ... Set a career high with five tackles and a break up ... Tied career high five tackles against FAU ... Saw action at Arkansas ... One tackle against Florida ... Saw snaps against LSU ... Tallied one break-up against Ole Miss ... Saw action against Georgia and Samford.

## WHITE'S CAREER DEFENSIVE STATS

YEAR	G/GS	TT	UT	AT	TFL-YDS	QBS-YDS	FF/FR	PD	I/YDS
2010	6/0	6	5	1	0.0-0	0.0-0	0/0	1	0/0
2011	11/2	17	13	4	0.0-0	0.0-0	0/0	3	0/0
<b>Totals</b>	<b>17/2</b>	<b>23</b>	<b>18</b>	<b>5</b>	<b>0.0-0</b>	<b>0.0-0</b>	<b>0/0</b>	<b>4</b>	<b>0/0</b>

## WHITE'S GAME-BY-GAME DEFENSIVE STATS

DATE	OPPONENT	TT	UT	AT	PD	INT-YDS
9/4/10	ARKANSAS STATE					DID NOT PLAY
9/9/10	at Mississippi State					DID NOT PLAY
9/18/10	CLEMSON					DID NOT PLAY
9/25/10	SOUTH CAROLINA					DID NOT PLAY
10/2/10	LOUISIANA-MONROE					DID NOT PLAY
10/9/10	at Kentucky					DID NOT PLAY
10/16/10	ARKANSAS					DID NOT PLAY
10/23/10	LSU					DID NOT PLAY
10/30/10	at Ole Miss	0	0	0	0	0-0
11/6/10	CHATTANOOGA	5	4	1	1	0-0
11/13/10	GEORGIA	0	0	0	0	0-0
11/26/10	at Alabama	0	0	0	0	0-0
12/4/10	South Carolina (SECCG)	0	0	0	0	0-0
1/10/11	Oregon (BCSNCG)	1	1	0	0	0-0

DATE	OPPONENT	TT	UT	AT	PD	INT-YDS
9/3/11	UTAH STATE	2	1	1	0	0-0
9/10/11	* MISSISSIPPI STATE	4	4	0	1	0-0
9/17/11	* at Clemson	5	3	2	1	0-0
9/24/11	FLORIDA ATLANTIC	5	4	1	0	0-0
10/1/11	at South Carolina	0	0	0	0	0-0
10/8/11	at Arkansas	0	0	0	0	0-0
10/15/11	FLORIDA	1	1	0	0	0-0
10/22/11	at LSU	0	0	0	0	0-0
10/29/11	OLE MISS	0	0	0	1	0-0
11/12/11	at Georgia	0	0	0	0	0-0
11/19/11	SAMFORD	0	0	0	0	0-0



**JERMAINE** #32

**WHITEHEAD** DB

5-11 • 183 • Fr. • HS  
Greenwood, Miss. (Amanda Elzy)  
Undecided

2011 — Fourth among Auburn DB's with 28 tackles ... Saw snaps, but did not record any statistics against Utah State ... Recorded one assisted tackle against Mississippi State ... Saw playing time against Clemson ... Made his first career interception against Florida Atlantic ... Returned the pick 25 yards for a touchdown ... First AU true freshman to return an interception for a touchdown since Brad Ware against Alabama (34 yards) in 1996 ... Tallied three tackles and a breakup at South Carolina ... Team-high eight tackles at Arkansas ... Added half a TFL for two yards ... Had just seven tackles entering the game ... Credited with three stops and one breakup in the win over Florida ... Two tackles at LSU ... Two stops against Ole Miss ... One tackle and one breakup at Georgia ... Five tackles and one TFL against Samford.

## WHITEHEAD'S CAREER DEFENSIVE STATS

YEAR	G/GS	TT	UT	AT	TFL-YDS	QBS-YDS	FF/FR	PD	I/YDS
2011	11/0	28	19	9	1.5-10	0.0-0	0/0	3	1/25

## WHITEHEAD'S GAME-BY-GAME DEFENSIVE STATS

DATE	OPPONENT	TT	UT	AT	PD	INT-YDS
9/3/11	UTAH STATE	0	0	0	0	0-0
9/10/11	MISSISSIPPI STATE	1	0	1	0	0-0
9/17/11	at Clemson	2	2	0	0	0-0
9/24/11	FLORIDA ATLANTIC	1	1	0	0	1-25
10/1/11	at South Carolina	3	3	0	1	0-0
10/8/11	at Arkansas	8	4	4	0	0-0
10/15/11	FLORIDA	3	2	1	1	0-0
10/22/11	at LSU	2	1	1	0	0-0
10/29/11	OLE MISS	2	1	1	0	0-0

# The Players

11/12/11	at Georgia	1	0	1	1	0-0
11/19/11	SAMFORD	5	5	0	0	0-0

10/29/11	* OLE MISS	1	0	1	0.0-0	0.0-0
11/12/11	* at Georgia	4	1	3	0.0-0	0.0-0
11/19/11	* SAMFORD	3	2	1	1.0-2	0.0-0



**JAY** #84

**WISNER** WR

6-2 • 190 • Sr. • 1L  
Bozeman, Mt. (Saddleback JC)  
Undecided

2011 — Saw first action of the season against Mississippi State ... Also saw snaps against Clemson and FAU ... Made first reception of the season against South Carolina for 20 yards ... Saw action against Arkansas ... Made five-straight starts from Florida through Samford ... The start against the Bulldogs was the eighth of his career.

## WISNER'S CAREER RECEIVING STATS

YEAR	G/GS	NO	YDS	AVG	TD	LP/OPPONENT
2009	13/2	3	56	18.7	0	24/Mississippi State
2010	4/0	0	0	0.0	0	0/--
2011	10/6	1	20	20.0	0	20/South Carolina
<b>Totals</b>	<b>27/8</b>	<b>4</b>	<b>76</b>	<b>19.0</b>	<b>0</b>	<b>24/Mississippi State</b>



**GABE** #90

**WRIGHT** DL

6-3 • 316 • Fr. • HS  
Columbus, Ga. (Carver)  
Undecided

2011 — Saw playing time in the first three games of the season ... Recorded his first career tackle against Clemson ... Saw action on the defensive line against FAU ... Saw snaps against South Carolina ... Had one tackle, including a TFL for 5 yards, at Arkansas ... Also forced the first fumble of his career ... Saw snaps against Florida ... Recorded one tackle at LSU ... Made his first career start against Ole Miss ... Made one tackle with one QB hurry ... Made second-straight start against Georgia ... Totaled career-best four tackles ... Totaled three tackles, one TFL for 2 yards and one QB hurry in win over Samford.

## WRIGHT'S CAREER DEFENSIVE STATS

YEAR	G/GS	TT	UT	AT	TFL-YDS	QBS-YDS	FF/FR	QBH	I/YDS
2011	11/3	11	5	6	2.0-7	0.0-0	1/0	3	0/0

## WRIGHT'S CAREER GAME HIGH STATS

	No.	Opponent	Date
Tackles	4	Georgia	11/12/11
TFL's	1.0	2x (last vs. Samford)	11/19/11
Forced Fumble	1	Arkansas	10/8/11

## WRIGHT'S GAME-BY-GAME DEFENSIVE STATS

DATE	OPPONENT	TT	UT	AT	TFL-YDS	QBS-YDS
9/3/11	UTAH STATE	0	0	0	0.0-0	0.0-0
9/10/11	MISSISSIPPI STATE	0	0	0	0.0-0	0.0-0
9/17/11	at Clemson	1	1	0	0.0-0	0.0-0
9/24/11	FLORIDA ATLANTIC	0	0	0	0.0-0	0.0-0
10/1/11	at South Carolina	0	0	0	0.0-0	0.0-0
10/8/11	at Arkansas	1	1	0	1.0-5	0.0-0
10/15/11	FLORIDA	0	0	0	0.0-0	0.0-0
10/22/11	at LSU	1	0	1	0.0-0	0.0-0

# The Last Time...

## An Auburn Team

**Had 35 First Downs...** vs. Western Carolina, 2002 (37)  
**Had 30 First Downs...** vs. Furman, 2009 (30)  
**Had 400 yards rushing...** vs. LSU, 2010 (440)  
**Had 300 yards rushing...** vs. Georgia, 2010 (315)  
**Had 300 yards rushing in consecutive games...** vs. Chattanooga (303); vs. Georgia (315), 2010  
**Had 300 yards rushing in six consecutive games...** at Kentucky (311); vs. Arkansas (330); vs. LSU, (440); at Ole Miss (343); vs. Chattanooga (303); vs. Georgia (315), 2010  
**Had 300 yards rushing in six consecutive SEC games...** vs. South Carolina (334); at Kentucky (311); vs. Arkansas (330); vs. LSU, (440); at Ole Miss (343); vs. Georgia (315), 2010  
**Had 50 or more rushing attempts...** vs. Ole Miss, 2011 (50)  
**Had six or more rushing TDs...** vs. Arkansas, 2010 (6)  
**Had five or more rushing TDs...** vs. Georgia, 2010 (5)  
**Had four or more rushing TDs...** vs. Samford, 2011 (4)  
**Had 350 or more yards passing...** vs. South Carolina [SECCG], 2010 (351)  
**Had 300 or more yards passing...** vs. South Carolina [SECCG], 2010 (351)  
**Had 50 or more pass attempts...** vs. Mississippi State, 1997 (54)  
**Had 30 or more pass completions...** vs. Arkansas, 1995 (34)  
**Had five TDs passing...** vs. Ball State, 2009 (5)  
**Had four TDs passing...** vs. Ole Miss, 2011 (4)  
**Had three TDs passing...** vs. Ole Miss, 2011 (4)  
**Had 500 or more yards total offense...** vs. Oregon [BCSNCG], 2011 (519)  
**Had 500 or more yards total offense in consecutive games...** vs. South Carolina [SECCG] (589), vs. Oregon [BCSNCG], 2011 (519)  
**Had 80 or more total plays...** at South Carolina, 2011 (92)  
**Had 90 or more total plays...** at South Carolina, 2011 (92)  
**Scored 70 or more points...** vs. Louisiana-Monroe, 2003 (73)  
**Scored 60 or more points...** vs. Arkansas, 2010 (65)  
**Scored 50 or more points...** vs. South Carolina [SECCG], 2010 (56)  
**Scored 40 or more points...** vs. Ole Miss, 2011 (41)  
**Scored 40 or more points in three consecutive games...** at Ole Miss (51), vs. Chattanooga (62), vs. Georgia (49), 2010  
**Had five or more fumbles...** vs. Southern Miss (5), 2008  
**Did not commit a turnover...** vs. Florida, 2011  
**Had 200-yard rusher and 100-yard receiver in a game...** vs. Syracuse, 2002 (Carnell Williams [202 rush] and Marcel Willis [113 receiving])  
**Had 150-yard rusher and 150-yard receiver in a game...** at Arkansas, 2001 (Carnell Williams [177 rush] and Tim Carter [156 receiving])  
**Had 100-yard receiver and 100-yard rusher in a game...** vs. Mississippi State, 2011 (Michael Dyer [150 rush], Emory Blake [108 rec])  
**Had two 100-yard rushers in a game...** vs. LSU, 2010 (Cam Newton [217] and Mike Dyer [100])  
**Had two 150-yard rushers in a game...** vs. Mississippi State, 2003 (Brandon Jacobs [182] and Carnell Williams [164])  
**Had three 100-yard rushers in a game ...** vs. Maryland, 1983 (Tommie Agee [219], Lionel James [115] and Bo Jackson [105])  
**Had two 100-yard receivers in a game...** vs. Chattanooga, 2010 (Terrell Zachery [148] and Darvin Adams [106])  
**Had a 60-yard run and a 60-yard pass in a game ...** vs. Alabama, 2009 (Terrell Zachery 67 rush, Chris Todd to Darvin Adams 72 pass)  
**Had three players with 2 rushing TDs...** vs. Louisiana-Monroe, 2003 (Carnell Williams [2], Brandon Jacobs [2], Tre Smith [2])  
**Had three players with 2 TDs...** vs. Georgia, 2010 (Onterio McCalebb [3 rush], Cam Newton [2 rush], Philip Lutzenkirchen [2 rec.])  
**Had two players with seven or more catches in a game ...** Courtney Taylor vs. Alabama, 2003 (7), Silas Daniels vs. Alabama, 2003 (7)  
**Scored a touchdown on offense, defense and special teams...** vs. Louisiana-Monroe, 2008 (2 offense [1 pass, 1 rush], 1 defense [fumble return], 1 special team [punt return])  
**Scored on the first offensive play ...** vs. Alabama, 2003 (Carnell Williams, 80 yard run)  
**Returned a punt for a TD...** vs. Louisiana-Monroe, 2008 (Robert Dunn) [66 yards]  
**Returned a kickoff for a TD...** vs. Utah State, 2011 (Tre Mason) [97 yards]  
**Returned opening kickoff for a TD...** vs. Tennessee-Martin, 2008 (Tristan Davis) [95 yards]  
**Returned three Interceptions for TDs...** vs. LSU, 1994 (Ken Alvis, Fred Smith, Brian Robinson)  
**Returned two Interceptions for TDs...** vs. LSU, 1994 (Ken Alvis, Fred Smith, Brian Robinson)  
**Returned an Interception for a TD...** vs. Florida Atlantic, 2011 (Jermaine Whitehead) [25]

**Returned two fumbles for TDs...** vs. Vanderbilt, 2002 (Spencer Johnson, Karlos Dansby)  
**Returned a fumble for a TD...** vs. Arkansas, 2010 (Zac Etheridge) [47]  
**Blocked a punt ...** vs. Arkansas, 2010 (Antonio Goodwin)  
**Blocked two punts...** vs. La-Monroe, 2003 (3 - Justin Fetsko [2], Donnay Young)  
**Blocked three punts ...** vs. La-Monroe, 2003 (3 - Justin Fetsko [2], Donnay Young)  
**Returned a blocked punt for a TD...** vs. Florida, 2006 (Tre Smith)  
**Blocked a field goal ...** vs. Kentucky, 2009 (Jake Ricks)  
**Returned a blocked field goal for a TD...** vs. Kentucky, 2009 (Neiko Thorpe) [69]  
**Blocked two field goals in a game...** at Georgia, 2001 (Alton Moore, 2)  
**Blocked a PAT attempt ...** at South Carolina, 2010 Corey Lemonier)  
**Blocked two PAT attempt ...** vs. LSU, 1998 (Charles Dorsey, 2)  
**Missed a kicking PAT...** vs. Chattanooga, 2010 (Wes Byrum)  
**Had a punt blocked...** at Mississippi State, 2009 (Clinton Durst)  
**Had a field goal blocked...** at Mississippi State, 2010 (Wes Byrum)  
**Had a successful on-side kick...** vs. Utah State, 2011 (Chandler Brooks/Emory Blake)  
**Was held scoreless...** at Alabama, 2008 (0-36)  
**Was held scoreless at Jordan-Hare Stadium...** vs. Southern California, 2003 (0-23)  
**Held an opponent scoreless...** vs. Louisiana-Monroe, 2008 (34-0)  
**Held an opponent scoreless at Jordan-Hare Stadium...** vs. La-Monroe, 2008 (34-0)  
**Held an opponent to five or less first downs...** vs. Ball State, 2001 (5)  
**Held an opponent to 10 or less first downs...** vs. Tennessee, 2008 (9)  
**Intercepted five or more passes...** vs. Northwestern [Outback], 2010 (5)  
**Intercepted four or more passes...** vs. Northwestern [Outback], 2010 (5)  
**Held an opponent to 300 or less yards total offense...** vs. Florida, 2011 (194)  
**Held an opponent to 200 or less yards total offense...** vs. Florida, 2011 (194)  
**Held an opponent to 150 or less yards total offense...** at Mississippi State, 2008 (116)  
**Held an opponent to 100 or less yards total offense...** vs. Ball State, 2001 (92)  
**Held an opponent to 100 or less yards rushing...** vs. Florida, 2011 (66)  
**Held an opponent to 50 or less yards rushing...** vs. Louisiana-Monroe, 2010 (38)  
**Held an opponent to negative yards rushing...** vs. Florida, 2001 (-36)  
**Held an opponent to 100 or less yards passing...** vs. Kentucky, 2009 (75)  
**Held an opponent without a touchdown...** vs. Florida, 2011  
**Scored a safety...** vs. Oregon [BCSNCG], 2011 (Mike Blanc)  
**Scored on a fake field goal...** vs. Vanderbilt, 2000 (Duval pass to Diamond)  
**Scored an offensive two-point conversion ...** at Alabama, 2006 (Lee Guess pass from Carl Stewart)  
**Scored two or more offensive two-point conversions...** vs. Florida, 2002 [2]  
**Scored a defensive two-point conversion...** vs. Ole Miss, 2009 (Demond Washington)  
**Had 10 or more penalties...** at Arkansas, 2011 (11)  
**Had 100 or more penalty yards...** at Arkansas, 2011 (105)  
**Had 35 minutes time of possession...** at South Carolina, 2011 (35:47)  
**Was involved in a game that ended in a tie...** vs. Georgia, 1994 (23-23)  
**Was involved in an overtime game...** vs. Clemson, 2010 (27-24 win)  
**Won a game without scoring an offensive touchdown ...** at Miss. State, 2008 (3-2)

## An Auburn Player

**Rushed 40 times in a game...** Michael Dyer at South Carolina, 2011 (41)  
**Rushed 35 times in a game...** Michael Dyer at South Carolina, 2011 (41)  
**Rushed 30 times in a game...** Michael Dyer vs. Samford, 2011 (30)  
**Rushed for 200 yards in a game...** Cam Newton vs. LSU, 2010 (217)  
**Rushed for 150 yards in a game...** Michael Dyer vs. Samford, 2011 (157)  
**Rushed for 100 yards in a game...** Michael Dyer vs. Samford, 2011 (157)  
**Quarterback rushed for 100 yards in a game...** Cam Newton vs. Georgia, 2010 (151)  
**Rushed for 100 yards in five consecutive games...** Kenny Irons vs. Alabama (103), at Georgia (179), at Kentucky (103), vs. Ole Miss (101), at LSU (218), 2005  
**Rushed for 100 yards in four consecutive games...** Kenny Irons vs. Alabama (103), at Georgia (179), at Kentucky (103), vs. Ole Miss (101)  
**Rushed for 100 yards in three consecutive games...** Cam Newton at Kentucky (198), vs. Arkansas (188), vs. LSU (217), 2010  
**Rushed for 100 yards in consecutive games...** Mike Dyer at South Carolina (141), at Arkansas (112), 2011  
**Rushed for 150 yards in three consecutive games...** Cam Newton at Kentucky (198), vs. Arkansas (188), vs. LSU (217), 2010  
**Rushed for 150 yards in consecutive games...** Michael Dyer vs. Mississippi State (150), at Clemson (151), 2011  
**Rushed for 4 or more TDs in a game...** Cam Newton at Kentucky, 2010 (4)  
**Rushed for 3 or more TDs in a game...** Onterio McCalebb vs. Georgia, 2010 (3)  
**Rushed for 2 or more TDs in four consecutive games...** Carnell Williams vs. Western

# The Last Time...

Carolina (2), vs. Vanderbilt (2), at Miss. State (2), vs. Syracuse (2), 2002  
**Rushed for 2 or more TDs in three consecutive games...** Michael Dyer vs. Utah State (2), vs. Mississippi State (2), at Clemson (2), 2011  
**Rushed for a TD in five consecutive games...** Onterio McCalebb vs. Arkansas (1); vs. LSU (1); at Ole Miss (1); vs. Chattanooga (1); vs. Georgia (3), 2010  
**Passed for 400 yards in a game...** Ben Leard at Georgia, 1999 (416)  
**Passed for 300 yards in a game...** Cam Newton vs. South Carolina [SECCG], 2010 (335)  
**Attempted 50 passes in a game...** Dameyune Craig vs. Mississippi State, 1997 (54)  
**Attempted 40 passes in a game...** Kodi Burns at Ole Miss, 2008 (43)  
**Threw five TDs in a game...** Chris Todd vs. Ball State, 2009 (5)  
**Threw four TDs in a game...** Clint Moseley vs. Ole Miss, 2011 (4)  
**Threw three TDs in a game...** Clint Moseley vs. Ole Miss, 2011 (4)  
**Threw four TDs or more in consecutive games...** Chris Todd vs. West Virginia (4), vs. Ball State (5), 2009  
**Threw two TDs or more in five consecutive games...** Cam Newton at Ole Miss (2), vs. Chattanooga (4), vs. Georgia (2), at Alabama (3), vs. South Carolina (4), 2010  
**Had 400 yards total offense in a game...** Cam Newton South Carolina [SECCG], 2010 (408)  
**Had 300 yards total offense in a game...** Cam Newton vs. Oregon [BCSNCG], 2011 (329)  
**Accounted for four or more TDs in a game...** Clint Moseley vs. Ole Miss, 2011 (4)  
**Accounted for three or more TDs in a game...** Clint Moseley vs. Ole Miss, 2011 (4)  
**Accounted for three or more TDs in four consecutive game...** Cam Newton vs. Chattanooga (5), vs. Georgia (4), at Alabama (4), vs. South Carolina (6), 2010  
**Caught 15 passes in a game...** Willie Goshua vs. Arkansas, 1995 (17)  
**Caught 10 or more passes in a game...** Darvin Adams vs. N'western [Outback], 2010 (12)  
**Caught seven or more passes in a game...** Emory Blake vs. Mississippi State, 2011 (7)  
**Had 200 or more yards receiving in a game...** Darvin Adams vs. South Carolina [SECCG], 2010 (217)  
**Had 150 or more yards receiving in a game...** Darvin Adams vs. South Carolina [SECCG], 2010 (217)  
**Had 100 or more yards receiving in a game...** Emory Blake at Georgia, 2011 (101)  
**Had 100 yards receiving in consecutive games...** Darvin Adams vs. Alabama, 2009 (138), vs. Northwestern [Outback], 2010 (142)  
**Caught four or more TD passes in a game...** Alexander Wright vs. Pacific, 1989 (4)  
**Caught three or more TD passes in a game...** Darvin Adams vs. Furman, 2009 (3)  
**Caught two or more TD passes in a game...** Philip Lutzenkirchen vs. Ole Miss, 2011 (2)  
**Caught a TD pass in consecutive games...** Philip Lutzenkirchen at Georgia, vs. Samford, 2011  
**Caught a TD pass in three consecutive games...** Philip Lutzenkirchen vs. Ole Miss, at Georgia, vs. Samford, 2011  
**Caught a TD pass in four consecutive games ...** Emory Blake vs. Florida Atlantic, vs. Utah State, vs. Mississippi State, at Clemson, 2011  
**Caught a TD pass in five consecutive games ...** Emory Blake vs. Oregon [BCSNCG], vs. Utah State, vs. Miss. State, at Clemson, vs. Florida Atlantic, 2010/11  
**Caught a TD pass in six consecutive games ...** Emory Blake vs. South Carolina [SECCG], vs. Oregon [BCSNCG], vs. Utah State, vs. Mississippi State, at Clemson, vs. Florida Atlantic, 2010/11  
**Caught a TD pass in seven consecutive games ...** Emory Blake at Alabama; vs. South Carolina [SECCG], vs. Oregon [BCSNCG], vs. Utah State, vs. Mississippi State, at Clemson, vs. Florida Atlantic, 2010/11  
**Quarterback caught a TD pass ...** Cam Newton from Kodi Burns at Ole Miss, 2010  
**Running back caught two or more TD passes in a game...** Mario Fannin vs. Arkansas St., 2010 (2)  
**Running back caught a TD pass in consecutive games ...** Mario Fannin vs. West Virginia, Ball State, 2009  
**Tight end caught two or more TD passes in a game...** Philip Lutzenkirchen vs. Ole Miss, 2011 (2)  
**Tight end caught a TD pass in consecutive games ...** Philip Lutzenkirchen at Georgia, vs. Samford, 2011  
**Tight end caught a TD pass in three consecutive games ...** Philip Lutzenkirchen vs. Ole Miss, at Georgia, vs. Samford, 2011  
**Scored 15 or more points kicking...** Wes Byrum at Ole Miss, 2010 (15)  
**Scored 10 or more points kicking...** Cody Parkey vs. Ole Miss, 2011 (11)  
**Kicked five or more field goals in a game...** Jaret Holmes vs. UAB, 1996 (5)  
**Kicked four or more field goals in a game...** Wes Byrum at Tennessee, 2009 (4)  
**Had 150 kickoff return yards in a game...** Tre Mason vs. Utah State, 2011 (176)  
**Had 100 punt return yards in a game...** Robert Dunn vs. Southern Miss, 2008 (103)  
**Scored four or more TDs...** Cam Newton at Kentucky, 2010 (4 rush)  
**Scored three or more TDs...** Cam Newton vs. Arkansas, 2010 (3 rush)  
**Scored a rushing and receiving TD in a game...** Mario Fannin vs. Georgia, 2008

**Had an 80-yard run...** Carnell Williams vs. Alabama, 2003 (80)  
**Had a 70-yard run...** Onterio McCalebb vs. LSU, 2010 (70)  
**Had a 60-yard run...** Onterio McCalebb at Ole Miss, 2010 (68)  
**Completed an 80-yard pass...** Cam Newton to Terrell Zachery vs. Chattanooga, 2010 (80)  
**Completed a 70-yard pass...** Cam Newton to Terrell Zachery at Alabama, 2010 (70)  
**Completed a 60-yard pass...** Cam Newton to Darvin Adams vs. South Carolina [SECCG], 2010 (62)  
**Kicked a field goal of 50 or more yards...** Wes Byrum vs. Southern Miss, 2008 (52)  
**Kicked a field goal of 50 or more yards in consecutive games...** John Vaughn, 2006; at Mississippi State (55), vs. Washington State (52)  
**Kicked two field goals of 50+ yards in a game...** Win Lyle vs. Tennessee, 1987 (55, 52)  
**Had a 70-yard punt...** Kody Bliss vs. Tualne, 2006 (71)  
**Had a 60-yard punt...** Ryan Shoemaker vs. New Mexico State, 2007 (67)  
**Had two punts of 50+ yards in a game...** Steven Clark vs. Mississippi State, 2011 (50, 58)  
**Had four or more punts 120 in a game...** Steven Clark at Arkansas, 2011 (6)  
**Blocked a field goal in a game...** Tez Doolittle vs. Georgia, 2008  
**Blocked two field goals in a game...** Alton Moore at Georgia, 2001  
**Blocked a PAT attempt ...** Corey Lemonier at South Carolina, 2011  
**Blocked two PAT attempts ...** Charles Dorsey vs. LSU, 1998 (2)  
**Blocked a punt in a game...** Antonio Goodwin vs. Arkansas, 2010  
**Blocked two punts in a game...** Justin Fetsko vs. Louisiana-Monroe, 2003 (2)  
**Had 15 or more tackles in a game...** Neiko Thorpe at Clemson, 2011 (16)  
**Intercepted three or more passes in a game...** Junior Rosegreen at Tennessee, 2004 (4)  
**Intercepted two or more passes in a game...** Josh Bynes vs. Arkansas, 2010 (2)  
**Intercepted a pass in consecutive games...** Jerraud Powers, 2007; at Georgia; vs. Alabama, 2007  
**Intercepted a pass in three consecutive games...** Jerraud Powers, 2007; vs. Tennessee Tech, at Georgia; vs. Alabama  
**Recovered two fumbles in a game...** Eltoro Freeman at Georgia, 2011 (2)  
**Forced two fumbles in a game...** Corey Lemonier at Georgia, 2011 (2)  
**Intercepted a pass and had a fumble recovery in a game ...** Nick Fairley at Mississippi State, 2010

## An Auburn Opponent

**Scored 50 or more points...** Georgia, 1996 (56) [4 OT]  
**Scored 40 or more points...** Georgia, 2011 (45)  
**Had 350 or more yards rushing...** Arkansas, 2002 (426)  
**Had 300 or more yards rushing...** Georgia, 2011 (304)  
**Had 250 or more yards rushing...** Georgia, 2011 (304)  
**Had 50 or more rushing attempts...** Georgia, 2011 (56)  
**Had five or more rushing TDs...** Utah State, 2011 (5)  
**Had 500 yards passing...** Northwestern [Outback], 2010 (532)  
**Had 400 yards passing...** Arkansas, 2010 (428)  
**Had 350 yards passing...** Clemson, 2011 (386)  
**Had 300 yards passing...** Clemson, 2011 (386)  
**Had 50 or more pass attempts...** Northwestern [Outback], 2010 (78)  
**Had 40 or more pass attempts...** Clemson, 2011 (42)  
**Had 30 or more pass completions...** Clemson, 2011 (30)  
**Had 25 or more pass completions...** Clemson, 2011 (30)  
**Had four or more TDs passing...** Georgia, 2011 (4)  
**Had three or more TDs passing...** Georgia, 2011 (4)  
**Had five passes intercepted...** Northwestern [Outback], 2010 (5)  
**Had four passes intercepted...** Northwestern [Outback], 2010 (5)  
**Had 600 yards total offense...** Clemson, 2011 (624)  
**Had 500 yards total offense...** Georgia, 2011 (528)  
**Had 400 yards total offense...** Georgia, 2011 (528)  
**Had five or more fumbles...** South Carolina, 2005 (5)  
**Lost four or more fumbles...** Mississippi State, 2002 (4)  
**Had four or more turnovers...** Louisiana-Monroe, 2010 (3 fum/1 int)  
**Returned a punt for a TD...** LSU, 2005 (Skyler Green, 66 yards)  
**Returned a kickoff for a TD...** Chattanooga, 2010 (Brian Sutherland, 98 yards)  
**Returned an interception for a TD...** LSU, 2011 (Ron Brooks, 28 yards)  
**Returned a fumble for a TD...** Arkansas, 1997 (C.J. McLain, 52 yards)  
**Returned a blocked punt for a TD...** Mississippi State, 2009 (Robert Elliott, 10 yards)  
**Blocked an Auburn punt...** Mississippi State, 2009  
**Blocked an Auburn field goal...** Mississippi State, 2010 (Fletcher Cox)  
**Had a successful on-side kick...** Ole Miss, 2010 (Andrew Ritter/Fon Ingram)

# The Last Time...

**Held Auburn to 300 yards total offense...** Georgia, 2011 (195)  
**Held Auburn to 200 yards total offense...** Georgia, 2011 (195)  
**Held Auburn below 100 yards rushing...** Georgia, 2011 (51)  
**Held Auburn below 50 yards rushing...** Georgia Tech, 2003 (40)  
**Held Auburn to negative yards rushing...** Tennessee, 1997 (-15)  
**Held Auburn below 100 yards passing...** LSU, 2009 (81)  
**Held Auburn to 10 or less first downs...** Georgia, 2011 (9)  
**Had 10 or more penalties...** Mississippi State, 2011 (10)  
**Had 100 or more yards in penalties...** Arkansas, 2007 (100)  
**Had two 100-yard rushers in a game...** Georgia, 2011 (Isaiah Crowell, 132; Carlton Thomas, 127)  
**Had two 100-yard receivers in a game...** Northwestern [Outback], 2010 (Andrew Brewer, 133; Drake Dunsmore, 120)  
**Had a 100-yard rusher and a 100-yard receiver...** Ole Miss, 2009 (Dexter McCluster, 186 rush; Shay Hodge, 105 rec.)  
**Had a 100-yard rusher and two 100-yard receivers...** Tulane, 2006 (Matt Forte, 117 rush; Preston Brown, 139 rec.; Damarcus Davis, 126 rec.)  
**Did Not Have a Turnover ...** LSU, 2011  
**Scored a safety...** Mississippi State, 2008 (Ryan Pugh holding penalty)  
**Scored a two-point conversion...** Florida Atlantic, 2011 (Graham Wilbert to Nexon Dorvilus)  
**Had 35 minutes time of possession...** Georgia, 2011 (40:55)

## An Opposing Player

**Rushed for 200 yards in a game...** Noel Devine, West Virginia, 2008 (207)  
**Rushed for 150 yards in a game...** Dexter McCluster, Ole Miss, 2009 (186)  
**Rushed for 100 yards in a game...** Jeremiaha Gates, Samford, 2011 (119)  
**Passed for 400 yards in a game...** Mike Kafka, Northwestern [Outback], 2010 (532)  
**Passed for 350 yards in a game...** Tajh Boyd, Clemson, 2011 (386)  
**Passed for 300 yards in a game...** Tajh Boyd, Clemson, 2011 (386)  
**Attempted 70 passes in a game...** Mike Kafka, Northwestern [Outback], 2010 (78)  
**Attempted 60 passes in a game...** Mike Kafka, Northwestern [Outback], 2010 (78)  
**Attempted 50 passes in a game...** Mike Kafka, Northwestern [Outback], 2010 (78)  
**Attempted 40 passes in a game...** Tajh Boyd, Clemson, 2011 (42)  
**Completed 40 passes in a game...** Mike Kafka, Northwestern [Outback], 2010 (47)  
**Completed 25 passes in a game...** Tajh Boyd, Clemson, 2011 (30)  
**Threw three or more TD passes in a game...** Aaron Murray, Georgia, 2011 (4)  
**Had 400 yards total offense...** Tajh Boyd, Clemson, 2011 (416)  
**Had 350 yards total offense...** Tajh Boyd, Clemson, 2011 (416)  
**Accounted for 3 or more TDs...** Aaron Murray, Georgia, 2011 (4)  
**Threw, Ran and Caught a TD in a game...** Randall Cobb, Kentucky, 2010 (2 rush, 1 pass, 1 rec.)  
**Caught 10 or more passes...** Kelsey Pope, Samford, 2011 (13)  
**Caught seven or more passes...** Sammy Watkins (10), DeAndre Hopkins (7), Dwayne Allen (7), Clemson, 2011  
**Three or more players caught seven or more passes...** Sammy Watkins (10), DeAndre Hopkins (7), Dwayne Allen (7), Clemson, 2011  
**Had 100 yards receiving...** Rueben Randle, LSU, 2011 (106)  
**Had 200 yards receiving...** Charles Lee, Central Florida, 1999 (203)  
**Caught three or more TD passes...** Chris Collins, Ole Miss, 2002 (3)  
**Caught two or more TD passes...** Rueben Randle, LSU, 2011 (2)  
**Scored three TDs...** Randall Cobb, Kentucky, 2010 (3)  
**Had a 90-yard run...** Joe Adams, Arkansas, 2011 (92 [TD])  
**Had an 80-yard run...** Jeff Scott, Ole Miss, 2010 (83) [TD]  
**Had a 70-yard run...** Jeff Scott, Ole Miss, 2010 (83) [TD]  
**Had a 60-yard run...** Jeff Scott, Ole Miss, 2010 (83) [TD]  
**Completed an 80-yard pass...** Darren Thomas to Jeff Maehl, Oregon [BCSNCG], 2011 (81)  
**Completed a 70-yard pass...** Darren Thomas to Jeff Maehl, Oregon [BCSNCG], 2011 (81)  
**Completed a 60-yard pass...** Tajh Boyd to Sammy Watkins, Clemson, 2011 (65)  
**Kicked a 50-yard field goal...** Steve Lindsey, Ole Miss, 1997 (52)  
**Had a 70-yard punt...** Blake McAdams, Mississippi State, 2007 (73)  
**Had a 60-yard punt...** Kyle Christy, Florida, 2011 (67)  
**Made three or more FGs ...** Colt David, LSU, 2007 (3)

## Both Teams

**Had a player return a interception for a touchdown...** Mississippi State, 2011 [AU Demetruc McNeal 43 yds; MSU Johnathan Banks 27 yds]  
**Combined for 1,000 yards of total offense...** Auburn (435) at Clemson (624), 2011 (1,059)